

Can Tool-Augmented Large Language Models Be Aware of Incomplete Conditions?

Seungbin Yang^{*12} ChaeHun Park^{*1} Taehee Kim¹² Jaegul Choo¹

¹ KAIST AI ² Letsur
 {sby99, ddehun, jchoo}@kaist.ac.kr
 taehee.kim@letsur.ai

Abstract

Recent advancements in integrating large language models (LLMs) with tools have allowed the models to interact with real-world environments. However, these tool-augmented LLMs often encounter incomplete scenarios when users provide partial information or the necessary tools are unavailable. Recognizing and managing such scenarios is crucial for LLMs to ensure their reliability, but this exploration remains understudied. This study examines whether LLMs can identify incomplete conditions and appropriately determine when to refrain from using tools. To quantitatively evaluate this capability, we construct a new benchmark dataset where instances are systematically altered to simulate the ambiguous and incomplete conditions common in real-world interactions. Our experiments reveal that even state-of-the-art LLMs often struggle to identify these conditions, attempting to use tools without sufficient information or when the correct tool is unavailable. To better understand these limitations, we conduct a detailed behavioral analysis across various conditions, including implicit evaluation and scenarios where models receive feedback from previous tool invocations. Based on this analysis, we propose a novel prompting-based reasoning strategy that explicitly instructs models to assess the sufficiency of information and the availability of tools. Our proposed approach significantly enhances the models' ability to recognize incomplete conditions, resulting in more informed and contextually appropriate tool-use decisions. We believe our research contributes to advancing the reliability of LLMs, especially in real-world applications where incomplete or ambiguous information is common. Our dataset is available at <https://huggingface.co/datasets/ddehun/ICT>.

Introduction

Recently, there has been significant improvement in integrating large language models (LLMs) with tools (Li et al. 2023; Qin et al. 2024; Patil et al. 2024; Schick et al. 2024; Hao et al. 2024; Liao et al. 2025). These *tool-augmented LLMs* can perceive up-to-date information, acquire real-world interaction capabilities, and perform complex tasks (Wang et al. 2024), enhancing user experiences across various applications (Yang, Yue, and He 2023; Hong et al. 2024).

Despite these advancements, tool-augmented LLMs often operate in situations where users lack sufficient knowledge of available tools or where the necessary tools do not

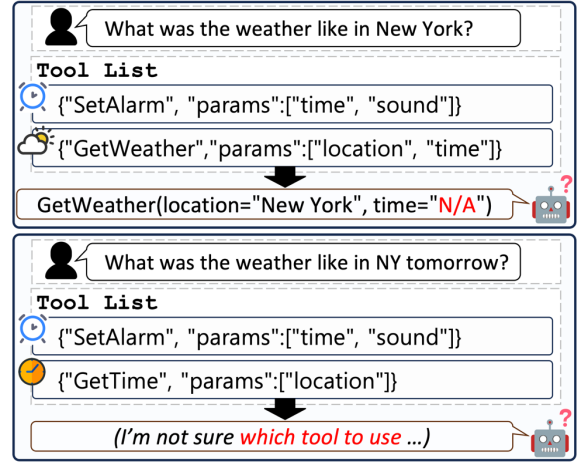


Figure 1: Illustration of incomplete conditions encountered by tool-augmented LLMs when invoking tools.

exist. As a result, LLM agents frequently encounter incomplete scenarios in which either a critical tool is missing or essential information for using it is not provided. While previous work has contributed substantially to the development of tool-augmented LLMs, most existing approaches assume that all relevant tools and information are readily accessible (Huang et al. 2023; Zhang et al. 2024b). We instead focus on whether tool-augmented LLMs can recognize when conditions are incomplete—either due to the absence of an appropriate tool or because the provided user input lacks sufficient detail for effective tool use—as illustrated in Figure 1.

To investigate this, we construct a benchmark by systematically modifying instances from existing tool-augmented LLM datasets (Li et al. 2023; Qin et al. 2024) and verifying each instance through human verification to ensure validity and naturalness. While related works such as BFCL V3 (Patil et al. 2025) and When2Call (Ross, Mahabaleshwar, and Suhara 2025) explore similar challenges, they either narrowly focus on specific tool domains or rely on a limited number of tools, thereby limiting their assessment of generalization across diverse real-world scenarios.

Our experiments reveal that state-of-the-art LLMs frequently struggle to recognize incomplete conditions, often

^{*} Equal contribution

allow tool invocations even when necessary information or tools are unavailable. To explore these limitations, we conduct comprehensive analyses, including implicit evaluations and scenarios with feedback from prior tool interactions. Motivated by models’ frequent failure to accurately identify the necessary information for tool invocation, we introduce Structured Verification, a prompting-based approach that explicitly guides LLMs to systematically assess the adequacy of available information and the presence of required tools. Our findings show that Structured Verification enhances the models’ ability to recognize incomplete conditions, leading to more accurate and contextually appropriate tool use.

Our contributions can be summarized as follows. (1) We construct a dataset simulating incomplete conditions by manipulating tool-use datasets. (2) We evaluate LLMs’ ability to recognize impossible tool invocations, highlighting difficulties in identifying missing information. (3) We comprehensively analyze model behavior in incomplete scenarios and demonstrate the effectiveness of Structured Verification.

Related Work

Recent research has explored the capability enhancement of LLMs with external tools (Wang et al. 2024; Gu et al. 2024; Cai et al. 2024; Fan et al. 2024; Liao et al. 2025), ranging from basic retrieval systems (Chen et al. 2017) and arithmetic operations (Inaba et al. 2023; Schick et al. 2024) to complex programming languages (Gou et al. 2024b; Zhang et al. 2024a) and APIs (Xu et al. 2023; Guo et al. 2024; Yuan et al. 2025). Various benchmarks have been developed to evaluate LLMs’ tool usage capabilities, including tool selection timing (Huang et al. 2023), robustness to noisy tool descriptions (Ye et al. 2024b), tool error handling (Sun et al. 2024), and safety considerations (Ye et al. 2024a).

Although several studies have examined the awareness of LLMs when the necessary tools are not provided, the existing work has significant limitations. Previous studies focused on limited tool scenarios (Ning et al. 2024; Yan et al. 2024; Lu et al. 2025), assumed a perfect tool utilization plan is given (Huang et al. 2024), or overlooked situations with similar but incorrect tools (Zhang et al. 2024b). Ross, Mahabaleshwar, and Suhara (2025) introduce a valuable benchmark for assessing LLMs in tool-use scenarios but do not incorporate rigorous human verification of their synthetically generated examples. Our work fills these gaps by exploring more diverse and realistic scenarios, validated through meticulous human annotation, including situations where incorrect but similar tools are provided or where users provide incomplete information required for proper tool calling. Although research in question answering has explored handling irrelevant knowledge and ambiguous requests (Min et al. 2020; Kamath, Jia, and Liang 2020; Cole et al. 2023; Jeong et al. 2024), the ability of LLMs to recognize impractical tool usage still remains underexplored.

How to Evaluate the Awareness of Tool-augmented LLMs

To simulate incomplete scenarios where necessary tools are unavailable or users provide partial information, we manip-

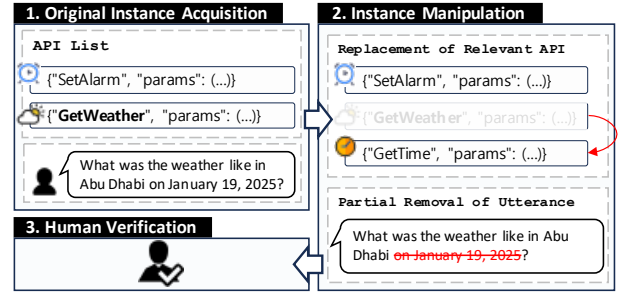


Figure 2: Dataset construction pipeline.

ulate instances from a test set of two benchmarks: APIBank (Li et al. 2023) and ToolBench (Qin et al. 2024). Both datasets are designed to evaluate how effectively LLMs can respond to user requests using APIs.¹ In their original dataset, each instance has an available API that can address the user’s request, with sufficient information provided to invoke APIs. We deliberately manipulate these instances to simulate scenarios with missing tools or incomplete user-supplied information. This section describes our data source, manipulation strategy, and human verification process. Fig. 2 illustrates the overall pipeline of our dataset construction.

Data Source

We construct a new dataset by leveraging two existing datasets: APIBank (Li et al. 2023) and ToolBench (Qin et al. 2024). APIBank consists of 73 APIs and 314 annotated multi-turn conversations. We select 450 instances from the test split, excluding those that require a tool-retrieval module. ToolBench is based on 16,000 real-world APIs across 49 categories from RapidAPI Hub.² We utilize 764 test instances as filtered by Guo et al. (2024). These instances are used as the original data for manipulation.

Simulating Incomplete Scenarios

We simulate two incomplete scenarios in which LLMs cannot properly invoke tools by manipulating the original dataset instances: (1) replacing relevant APIs with irrelevant ones, and (2) partially removing user utterances.

Replacement of Relevant API We use a dense retriever to replace the appropriate APIs with similar but irrelevant ones. This manipulation ensures that the desired tool is unavailable, simulating a scenario where LLMs must decide not to use any of the provided tools. Specifically, the relevant APIs in the original instance are replaced with other APIs. To find semantically similar APIs, we use the sentence encoder proposed by Gao, Yao, and Chen (2021).³ We concatenate the name and description of each API, convert this text into a fixed-size vector, and then select one of the most similar APIs by calculating cosine similarity between the relevant API and all available APIs in the dataset. This

¹We refer to Tool and API interchangeably.

²<https://rapidapi.com/hub>

³princeton-nlp/sup-simcse-roberta-large

Dialogue	User: Hi, can you help me check my alarm for March 20th, 2023 at 6:30AM?
	AI: Sure, to access your alarm information, I'll need to authenticate. Can you please provide me with your email, username, and password?
	User: My email is janesmith@example.com, username is JaneSmith, and password is password.
API List	("GetUserToken", "Get the user token by username and password.", ["username", "password"])
	("QueryAlarm", "The API for querying alarm clock to check the alarm clock the user have set.", ["token", "time"])
Dialogue	User: I'm interested in reading the content of a specific URL. Can you fetch the content of the URL 'https://www.example.com' using the 'Get Content' API? Also, I would like to know the trending news articles using the 'Get Trending' API."
API List	("Search Content", "Allows you to search content for content based on a query.", ["query"])
	("Get Trending", "This will return a list of news articles that are trending.", [])
	("Get Content", "Give a URL and it will return the content of that URL.", ["url"])
	<u>("Content Extraction", "Allows to extract the content from a given URL.", ["url"])</u>
	<u>("Get the month's top articles", "It returns the month's top articles from dev.to website.", [])</u>

Figure 3: **Data Examples.** The upper example illustrates a case of utterance removal in APIBank, while the lower example shows an API replacement from the ToolBench dataset. Removed and newly introduced information, as part of our manipulation strategy, are highlighted with a strikethrough and an underline, respectively.

	API Replacement		Utterance Removal	
	APIBank	ToolBench	APIBank	ToolBench
# Instances	423	477	304	406
Avg. Turns	6.18	1	5.18	1
Avg. APIs	2.13	5.13	2.05	5.51
Avg. Utrr.	17.66	52.38	18.87	51.15
Avg. API	434.39	713.35	443.38	747.53

Table 1: **Dataset Statistics.** The *API Replacement* and *Utterance Removal* denote *Relevant API Replacement* and *Partial Removal of User Utterance*, respectively. Avg. Utrr. denotes the average word count per utterance and Avg. API denotes the average string length of each API.

strategy reflects realistic situations where LLMs encounter APIs that appear semantically similar but are unsuitable due to subtle differences in functionality or required parameters.

Partial Removal of User Utterance We partially remove user utterances in a conversation to mimic scenarios where (1) the request is unclear, making it impossible to use APIs, or (2) the request is clear but lacks necessary information for API invocation. This manipulation removes essential information from user utterances, rendering appropriate API invocation infeasible. We automate this process using a proprietary LLM (i.e., GPT-4 (Achiam et al. 2023)) to generate naturally corrupted dialogues. The model is instructed to identify and remove crucial information required for tool invocation, supported by reasoning instructions and five manually-crafted few-shot examples.

Data Verification

To ensure dataset validity, we manually reviewed all instances to remove cases where user requests could still be fulfilled by the provided APIs or where the manipulations resulted in unnatural. Two authors holding bachelor’s degrees

or higher in Computer Science conducted this verification process, focusing on: (1) whether alternative or non-replaced APIs could still handle the user’s request in API Replacement cases, and (2) whether the remaining information was sufficient for API execution in Utterance Removal cases.⁴ Through active discussion and refinement of filtering criteria, we ensured that the final dataset includes only instances that genuinely represent realistic incomplete scenarios.

Dataset Statistics

Our final dataset consists of 727 instances from APIBank and 883 from ToolBench, totaling 1,610 instances. Among these, 900 instances were generated by replacing relevant APIs, while 710 were created by removing parts of the user utterances. Table 1 presents the overall dataset statistics, and Fig. 3 provides examples of dataset manipulation strategies.

Experiments

Setup

Task Formulation We investigate whether LLMs can recognize incomplete conditions, where tool invocation should be withheld due to insufficient user input or unavailable tools. We frame this as a binary classification task, asking the model to determine whether tool use is feasible based on the given dialogue and available APIs. This setup provides a clear evaluation signal and aligns with real-world multi-stage decision-making, where models must first assess the viability of tool usage before proceeding (Huang et al. 2023, 2024). We use both original and manipulated instances from APIBank and ToolBench, prompting the model to answer “Yes” or “No” accordingly, and evaluate performance using accuracy and F1 score, with “No” as the positive class.

Models In our experiments, we employ the following open-source and proprietary LLMs: Llama3.1-8B/70B-Instruct (Dubey et al. 2024), Gemma3-4b/27b-it (Team

⁴Detailed verification criteria are in the supplementary material.

			Llama3.1 8B	Llama3.1 70B	Gemma 3-4b	Gemma 3-27b	Qwen2.5 7B	Qwen2.5 14B	Qwen2.5 32B	Qwen2.5 72B	GPT-3.5 Turbo	GPT-4	GPT-4o mini	GPT-4o
Relevant API Replacement														
APIBank	Acc.	0-shot	76.06	79.10	67.85	78.49	73.05	80.97	85.82	87.94	67.92	87.85	88.82	86.03
		4-shot	75.70	82.50	69.50	76.12	78.01	80.50	84.75	87.35	71.32	85.66	85.66	83.35
	F1	0-shot	71.32	81.22	57.10	73.31	65.97	77.35	83.83	87.02	62.39	<u>87.56</u>	88.41	86.23
		4-shot	74.81	83.33	58.25	69.76	72.81	76.99	82.73	86.54	65.80	84.99	85.99	82.90
ToolBench	Acc.	0-shot	69.45	72.64	55.56	64.36	72.33	69.29	70.55	74.11	64.29	72.31	77.69	76.48
		4-shot	76.37	80.55	57.65	72.64	72.12	74.53	72.43	73.48	57.91	<u>79.01</u>	75.82	77.14
	F1	0-shot	56.43	76.97	20.90	45.51	64.80	57.96	58.74	67.80	46.28	<u>61.93</u>	72.97	75.06
		4-shot	70.34	80.49	28.62	64.39	64.15	67.98	75.53	75.51	25.34	<u>77.02</u>	69.36	76.89
Partial Removal of User Utterance														
APIBank	Acc.	0-shot	52.63	77.42	53.12	62.66	54.77	79.28	81.09	81.25	56.20	<u>89.47</u>	77.25	88.29
		4-shot	59.25	84.72	51.48	77.96	56.74	80.92	79.77	86.02	65.87	88.79	79.46	89.81
	F1	0-shot	19.60	80.06	21.49	42.24	26.67	74.80	77.76	77.29	36.76	<u>89.27</u>	73.41	88.74
		4-shot	46.90	85.98	12.98	72.87	27.55	77.78	75.74	84.79	55.43	88.70	79.10	90.07
ToolBench	Acc.	0-shot	50.19	71.54	50.00	52.09	50.86	50.99	54.68	61.45	49.42	57.05	57.57	<u>74.51</u>
		4-shot	51.36	72.83	50.99	52.46	50.12	51.11	50.62	64.41	50.32	66.11	55.11	75.16
	F1	0-shot	5.41	74.94	1.46	10.16	5.23	15.68	21.37	43.19	2.98	27.19	35.18	70.90
		4-shot	14.93	70.25	7.44	15.35	2.88	13.88	11.87	51.91	2.04	55.74	25.05	<u>73.33</u>

Table 2: Performance evaluation results of LLM by manipulation type. The accuracy (Acc.) and F1 score (F1) are used for evaluation metrics. Both the zero-shot and four-shot performance are presented. The highest and the second-highest scores in each metric are highlighted in **bold** and underlined.

et al. 2025) Qwen2.5-7B/14B/32B/72B-Instruct (Yang et al. 2024), GPT-3.5-Turbo (OpenAI 2023a), GPT-4, GPT-4o-mini, and GPT-4o (Achiam et al. 2023).

Implementation Details We implement all open-source LLMs with the Transformers library (Wolf et al. 2020). For proprietary models, we use gpt-3.5-turbo-0125, gpt-4-0613, gpt-4o-mini-2024-07-18, and gpt-4o-2024-11-20 for GPT-3.5-Turbo, GPT-4, GPT-4o-mini, and GPT-4o, respectively. The temperature is set to 0 across all models. We use two original and two manipulated instances to evaluate with few-shot examples. In experiments with instances from ToolBench, we select models with a context length exceeding 8192 tokens to handle the frequently encountered lengthy API descriptions.

Results

Our experiments reveal several insights regarding the capabilities and limitations of tool-augmented LLMs in recognizing incomplete conditions as follows.

Model performance depends on API complexity and conversational context. Models exhibit significant performance differences across manipulation types and datasets (Table 2). GPT-4o-mini and Qwen2.5-72B achieve strong accuracy (88.82% and 87.94%, respectively) in the API Replacement scenario on APIBank. However, their performance notably declines in scenarios requiring compositional reasoning from conversational context, especially on ToolBench, reflecting their sensitivity to complex API structures. **Models frequently fail to abstain from inappropriate tool invocations.** LLMs consistently struggle to abstain from invoking tools under incomplete conditions, as indicated by low F1 scores (e.g., as low as 5.41% for Llama3.1-8B on ToolBench Utterance Removal). This tendency to overestimate tool applicability highlights a significant limitation in

	API		Utterance		Overall	
	Acc.	F1	Acc.	F1	Acc.	F1
Human	81.11	78.48	81.11	81.32	81.11	80.00

Table 3: Human analysis results on our evaluation set.

models’ awareness of information sufficiency.

Few-shot demonstrations have limited impact on complex incompleteness recognition. Few-shot learning generally enhances performance on APIBank, yet has minimal impact on ToolBench scenarios. This suggests that simple demonstrations are insufficient for models to robustly identify incomplete conditions (Khot et al. 2022).

These findings underline critical challenges for LLMs in reliably detecting incomplete scenarios, especially those involving complex APIs and nuanced conversational contexts, highlighting the need for structured reasoning approaches.

Analysis

Human Analysis We conducted a human analysis on the same tasks to establish a performance baseline for LLM evaluation. Specifically, we selected 180 instances from the APIBank dataset, ensuring class balance. Nine participants with relevant academic backgrounds were recruited to solve “Yes/No” questions for 20 instances each, following the same evaluation protocol applied to the LLMs. Each participant was compensated with \$10 for their participation.

Results in Table 3 show consistent human performance (81.11% accuracy) across manipulation types, with F1 scores from 78.48% to 81.32%. This provides a meaningful reference point for model evaluation, with some larger models demonstrating comparable performance.

Dataset	# Domains	# Tools	# Examples
BFCL v3	8	76	400
ToolSandbox	11	34	224
When2Call	5	504	2,357
Ours	57 (49)	2,799 (2750)	1,610 (883)

Table 4: Comparison of datasets used to evaluate incomplete tool usage. Our dataset provides broader coverage across domains and tools. Numbers in parentheses indicate the respective contributions from ToolBench.

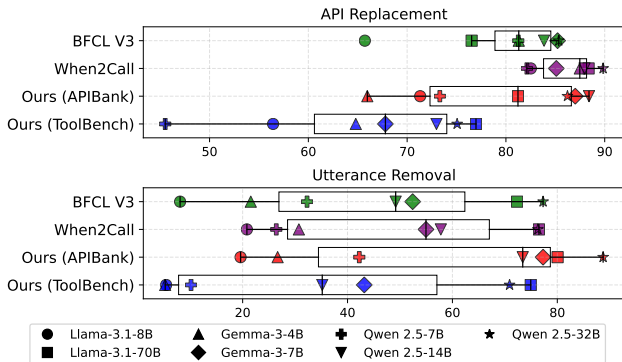


Figure 4: F1-score comparison across different benchmarks for simulating incomplete scenarios for tool usage.

Comparison with Prior Tool Use Datasets Several datasets have been proposed to evaluate LLMs under incomplete tool usage conditions, including BFCL v3 (Patil et al. 2025), ToolSandBox (Lu et al. 2025), and When2Call (Ross, Mahabaleshwarkar, and Suhara 2025). As summarized in Table 4, our dataset provides broader coverage by incorporating and modifying instances from both APIBank and ToolBench, resulting in a larger set of domains (57) and tools (2,799). Moreover, in addition to its broader scope in domains and tools, our dataset is distinguished by its quality assurance; human annotators have manually verified every constructed instance to ensure its validity.

To compare performance across these benchmarks, we evaluate a suite of LLMs in a consistent zero-shot setting. As shown in Fig. 4, the F1 scores for all models are generally lowest on our dataset. This performance drop is particularly sharp on the subset derived from ToolBench, especially in the Utterance Removal. This suggests that the evaluation contexts from our benchmark, particularly the ToolBench subset, are more complex for models to resolve. While lower performance does not by itself indicate higher dataset quality, the consistent degradation across all models suggests our benchmark effectively captures a broad and challenging range of real-world failure modes for incomplete conditions.

Implicit Evaluation with Free-form Generation As described in the experiments section, our experimental setup involves a binary classification task in which models are asked to determine whether the current conditions are incomplete for tool invocation by answering “Yes” or “No.”

	API Replacement			Utterance Removal		
	Acc.	F1	Corr.	Acc.	F1	Corr.
Llama3.1-8B	58.27	39.66	68.56	60.36	45.1	76.48
Llama3.1-70B	75.13	68.34	81.23	79.61	75.0	84.81
GPT-4	80.50	77.18	85.22	87.83	86.75	88.32

Table 5: Implicit evaluation results on the APIBank dataset. The Correlation (Corr.) metric measures the instance-wise agreement between the model’s binary classification and free-form generation predictions.

Utterance Removal	Errors in API Call	Llama 3.1-8B	Llama 3.1-70B	GPT 4	GPT 4o-mini	GPT 4o
✓	✓	89.0	83.0	86.0	97.0	96.0
✓		40.0	82.0	67.0	45.0	79.0
	✓	2.0	92.0	99.0	51.0	91.0

Table 6: The results of providing API invocation outcomes to LLMs across different scenarios. Accuracy is used as the evaluation metric, highlighting the differences in how different models handle erroneous API call results and their ability to recognize hallucinations and incomplete conditions.

This approach directly assesses the models’ ability to evaluate whether the necessary conditions for tool usage are met. We also consider an alternative method that implicitly gauges the models’ awareness to complement our explicit evaluation. In this setup, the models engage in a simulated dialogue with a user, and their next actions are monitored. If the model generates a response that includes invoking a tool, it is considered that the model has determined that it can invoke the tool. In contrast, the absence of tool invocation indicates that the model has determined that it cannot invoke the tool. We apply this implicit evaluation framework to Llama3.1-8B/70B and GPT-4 on the APIBank dataset.

The results presented in Table 5 indicate that models generally perform worse in implicit evaluation setups. For example, GPT-4’s F1 scores drop from 87.56% and 89.27% to 77.18% and 86.75% for API Replacement and Utterance Removal, respectively. Based on these results, we hypothesize that the binary classification setup, which explicitly prompts the model to assess whether the current tool list or user information is sufficient for tool invocation, enables the model to better recognize when tool usage is appropriate.

Impact of Tool Invocation Feedback on Incomplete Condition Recognition Our primary experiments assess whether LLMs can recognize incomplete conditions prior to tool invocation, a practical approach for preventing incorrect or unsafe tool use. However, in more permissive settings, observing the outcomes of tool invocations may help models reassess input completeness. Prior work suggests that utilizing execution feedback can improve reasoning and planning abilities (Yao et al. 2023; Qin et al. 2024; Gou et al. 2024a).

To investigate this, we sample 100 manipulated utterance removal instances and their original counterparts from APIBank. For each instance, we simulate two types of API

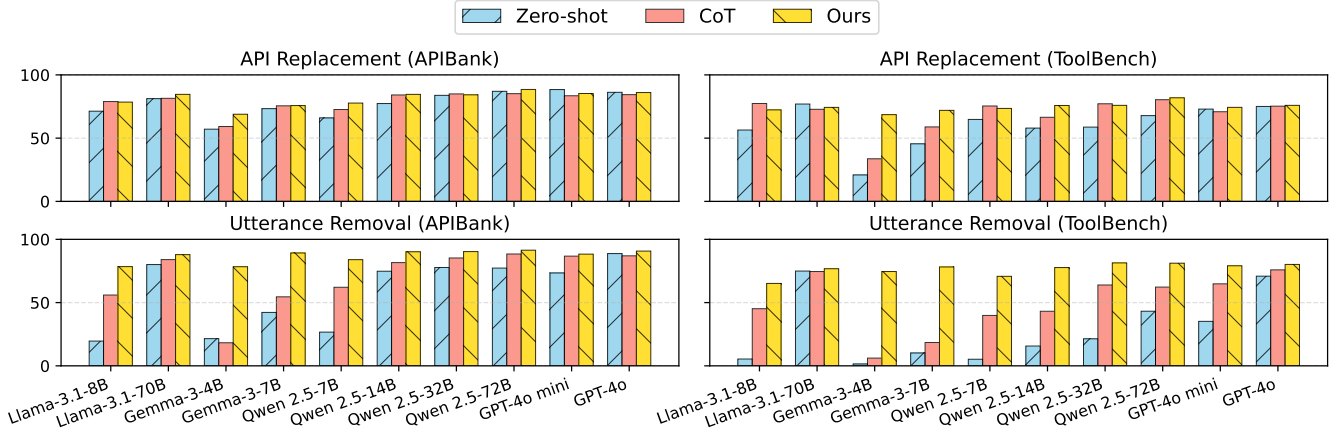


Figure 5: F1-score comparison across different manipulation types and datasets, showing the impact of CoT and Structured Verification (Ours) prompting. Full results are in the supplementary material.

I will provide you with a user's query, and you should assess, based on your own capabilities, whether the current information is sufficient to generate API calls for addressing the user's query. The information includes (a) conversation between user and AI (you) and (b) the list of available APIs. You can't use APIs other than the given APIs. Based on the given query, if you think you can successfully address the user's request by making an API call, please respond with "Yes"; otherwise, respond with "No".

Follow these steps to structure your reasoning:

1. Problem Understanding

- Summarize the user's ultimate request or goal.

2. Requirement Analysis (Data/Functionality)

- Identify the specific data or functionality needed to fulfill the request.

3. API Mapping

- Check the available APIs to see if they provide the necessary data or functionality identified in Step 2.

4. Information Sufficiency Check

- Determine if the user has given enough information to make a valid API call.
- If critical details are missing (e.g., necessary parameters not provided), you must conclude you cannot currently fulfill the request.

5. Conclusion

- If you can fulfill the request with an available API and sufficient user-provided information, answer "Yes". Otherwise, answer "No".

Figure 6: Structured Verification Reasoning Process.

outcomes: (1) *Error*, where the API call fails due to missing information; and (2) *Success*, where the call executes correctly. Based on this, we construct three evaluation scenarios: (i) *Utterance Removal + Wrong API Call*, where the call fails due to insufficient user input; (ii) *Utterance Removal + Hallucinated API Call*, where the call succeeds using hallucinated content not grounded in the dialogue; and (iii) *Complete Condition + Wrong API Call*, where sufficient user input is present but the call still fails. In each case, the model is given the API list, dialogue history, and API call result, and is asked to judge whether the provided information is sufficient to fulfill the user request.

Results show that Llama3.1-8B tends to infer incompleteness whenever the call result is an error, regardless of input sufficiency (Table 6). In contrast, GPT-4 and GPT-4o

more accurately distinguish between truly incomplete inputs and other error types. Furthermore, in cases where hallucinated API calls succeed, Llama3.1-8B and GPT-4o-mini often fail to detect the discrepancy, whereas models including Llama3.1-70B and GPT-4o reliably identify the missing information. These findings suggest that stronger reasoning capabilities enable more accurate interpretation of tool outcomes and improved recognition of incomplete conditions.

Structured Verification for Handling Incomplete Conditions

Proposed Method

Our experiments reveal a critical weakness in how tool-augmented LLMs handle incomplete conditions. LLMs often overlook whether the user input contains sufficient information, leading them to invoke tools based on under-specified or partial contexts. Neither prompting models to respond directly nor providing tool execution results fully resolves this issue, as both approaches often fail to enforce structured assessment of input sufficiency. This tendency to skip preliminary validation results in unreliable tool use and degraded performance, as models lack an inherent reasoning process to evaluate contextual completeness. This deficiency in pre-execution planning and reasoning is a key factor behind failures in incomplete scenarios.

Inspired by prior work highlighting the effectiveness of explicit self-assessment (Manakul, Liusie, and Gales 2023; Shinn et al. 2023; Dhuliawala et al. 2024) and structured decomposition for improving reasoning reliability (Press et al. 2023; Ouyang et al. 2024), we adapt these principles to tool-augmented settings, where systematically evaluating input completeness before tool invocation is essential. Specifically, we propose Structured Verification, a method that enforces a systematic pre-execution check. It compels the model first to decompose the user's request into its core requirements and then explicitly verify whether the available information and tools are sufficient to meet them. Our prompting strategy guides the model through the follow-

API List	<pre>{ "name": "VAT validation API endpoint", "parameters": [{"vat number"}] } {"name": "VAT rates & categories API endpoint", "parameters": [{"country code"}] } {"name": "VAT price calculation API endpoint", "parameters": [{"amount", "country code"}]}</pre>
Dialog	<p>User: As a business owner, I need to validate a VAT number for my company. Please validate the VAT number <u>'SE556656688001'</u> and provide additional details about the associated company. Also, fetch the latest VAT rates, including the reduced rates for specific categories, for Germany.</p>
CoT	<p>The user's request involves two parts: validating a VAT number and fetching the latest VAT rates, including reduced rates for specific categories. There are two relevant APIs available: one for VAT validation and another for fetching VAT rates. Since both APIs can be called separately to fulfill the user's request, I can successfully address the user's needs with the available APIs. Answer: Yes</p>
Structured Verification (Ours)	<ol style="list-style-type: none"> <i>(Problem Understanding)</i> The user's ultimate request is to validate a VAT number for their company and to obtain additional details about the associated company. Additionally, they want to fetch the latest VAT rates, including reduced rates for specific categories. <i>(Requirement Analysis)</i> To fulfill this request, I need to validate the VAT number using the VAT validation API, which requires the VAT number as a parameter. For the VAT rates, I need the country code to fetch the latest VAT rates and reduced rates using the VAT rates & categories API. <i>(API Mapping)</i> The available APIs include a VAT validation API that requires a VAT number and a VAT rates & categories API that requires a country code. Both APIs are relevant to the user's request. <i>(Information Sufficiency Check)</i> However, the user has not provided the VAT number or the country code needed to make the API calls. Without these critical details, I cannot proceed with the API calls. <i>(Conclusion)</i> Therefore, I cannot fulfill the request at this moment due to insufficient information. Answer: No

Figure 7: **Case Study.** The example illustrates the corrupted sample generated by our utterance removal strategy in the ToolBench dataset. Removed information, as part of our manipulation strategy, is highlighted with underline. Wrong and Correct reasoning from the models is manually highlighted. GPT-4o-mini is used as an evaluated LLM.

ing key steps: (1) identifying the user's ultimate goal, (2) enumerating the required information or functionalities, (3) checking available tools for alignment with those requirements, and (4) verifying information sufficiency. Fig. 6 illustrates the system prompt designed for this process.

By explicitly prompting the model to decompose the problem and assess resource availability, our structured verification process improves decision-making in situations involving incomplete or partial information. Furthermore, this strategy operates without requiring tool execution or task-specific fine-tuning, making it a robust and efficient solution for high-stakes settings or scenarios where models must continuously adapt to newly introduced tools.

Experiments

Setup We evaluate our method using our manipulated dataset constructed from APIBank and ToolBench. In this setup, we compare Chain-of-Thought (CoT) prompting with our Structured Verification method. CoT prompts the LLM to *"Begin your response with brief reasoning first,"* encouraging implicit reasoning without a formal structure. The full CoT prompt is shown in the supplementary material.

Results As shown in Fig. 5, both CoT and Structured Verification significantly improve performance over zero-shot prompting across all models. In the API Replacement case, for instance, Gemma3-4B's F1 score improves from 20.90% to 33.68% with CoT and further increases to 68.57% with Structured Verification on ToolBench. Similar trends are consistently observed across other models, where CoT boosts performance, particularly for smaller models, and Structured Verification shows further improvement in most cases. Overall, these results highlight that while prompting for reasoning is broadly beneficial, the explicit decomposi-

tion and checking enforced by Structured Verification provide a more robust path to the correct conclusion.

Case Study Fig. 7 presents a case study illustrating how different reasoning strategies affect the model's behavior when dealing with missing information. This example comes from the ToolBench dataset, where our utterance removal strategy introduces a corrupted version of the original user utterance. The missing details, such as the VAT number and country code, are critical for making the API calls. GPT-4o-mini, evaluated with both CoT and Structured Verification prompting, exhibits different behaviors. With CoT prompting, the model incorrectly assumes it can proceed without the missing information and mistakenly concludes that the request can be fulfilled, as highlighted by the red-colored box. However, with Structured Verification, the model correctly identifies the missing details and concludes that the request cannot be fulfilled, as shown in the green-colored box. This case study demonstrates how Structured Verification handles incomplete queries more effectively by explicitly checking for required information.

Conclusion

In this work, we investigate whether tool-augmented LLMs can recognize incomplete conditions before invoking tools. To enable systematic evaluation, we construct a benchmark by manipulating and human-verifying instances from APIBank and ToolBench. Our findings show that even strong models often fail to abstain from tool use when crucial information or tools are missing. To address this, we propose Structured Verification, a prompting strategy that guides models to explicitly assess input sufficiency and tool availability. This study offers not only a practical solution

but also a comprehensive analysis framework for understanding and evaluating the robustness of tool-augmented LLMs under incomplete and ambiguous conditions.

References

- Achiam, J.; Adler, S.; Agarwal, S.; Ahmad, L.; Akkaya, I.; Aleman, F. L.; Almeida, D.; Altenschmidt, J.; Altman, S.; Anadkat, S.; et al. 2023. Gpt-4 technical report. *arXiv preprint arXiv:2303.08774*.
- Cai, T.; Wang, X.; Ma, T.; Chen, X.; and Zhou, D. 2024. Large Language Models as Tool Makers. In *The Twelfth International Conference on Learning Representations*.
- Chen, D.; Fisch, A.; Weston, J.; and Bordes, A. 2017. Reading Wikipedia to Answer Open-Domain Questions. In Barzilay, R.; and Kan, M.-Y., eds., *Proceedings of the 55th Annual Meeting of the Association for Computational Linguistics (Volume 1: Long Papers)*, 1870–1879. Vancouver, Canada: Association for Computational Linguistics.
- Cole, J.; Zhang, M.; Gillick, D.; Eisenschlos, J.; Dhingra, B.; and Eisenstein, J. 2023. Selectively Answering Ambiguous Questions. In Bouamor, H.; Pino, J.; and Bali, K., eds., *Proceedings of the 2023 Conference on Empirical Methods in Natural Language Processing*, 530–543. Singapore: Association for Computational Linguistics.
- Dhuliawala, S.; Komeili, M.; Xu, J.; Raileanu, R.; Li, X.; Celikyilmaz, A.; and Weston, J. 2024. Chain-of-Verification Reduces Hallucination in Large Language Models. In *Findings of the Association for Computational Linguistics ACL 2024*, 3563–3578.
- Dubey, A.; Jauhri, A.; Pandey, A.; Kadian, A.; Al-Dahle, A.; Letman, A.; Mathur, A.; Schelten, A.; Yang, A.; Fan, A.; et al. 2024. The llama 3 herd of models. *arXiv preprint arXiv:2407.21783*.
- Fan, Z.; Chen, R.; Xu, R.; and Liu, Z. 2024. BiasAlert: A Plug-and-play Tool for Social Bias Detection in LLMs. In Al-Onaizan, Y.; Bansal, M.; and Chen, Y.-N., eds., *Proceedings of the 2024 Conference on Empirical Methods in Natural Language Processing*, 14778–14790. Miami, Florida, USA: Association for Computational Linguistics.
- Gao, T.; Yao, X.; and Chen, D. 2021. SimCSE: Simple Contrastive Learning of Sentence Embeddings. In Moens, M.-F.; Huang, X.; Specia, L.; and Yih, S. W.-t., eds., *Proceedings of the 2021 Conference on Empirical Methods in Natural Language Processing*, 6894–6910. Online and Punta Cana, Dominican Republic: Association for Computational Linguistics.
- Gou, Z.; Shao, Z.; Gong, Y.; Yang, Y.; Duan, N.; Chen, W.; et al. 2024a. CRITIC: Large Language Models Can Self-Correct with Tool-Interactive Critiquing. In *The Twelfth International Conference on Learning Representations*.
- Gou, Z.; Shao, Z.; Gong, Y.; Yang, Y.; Huang, M.; Duan, N.; Chen, W.; et al. 2024b. ToRA: A Tool-Integrated Reasoning Agent for Mathematical Problem Solving. In *The Twelfth International Conference on Learning Representations*.
- Gu, Y.; Shu, Y.; Yu, H.; Liu, X.; Dong, Y.; Tang, J.; Srinivasa, J.; Latapie, H.; and Su, Y. 2024. Middleware for LLMs: Tools Are Instrumental for Language Agents in Complex Environments. In Al-Onaizan, Y.; Bansal, M.; and Chen, Y.-N., eds., *Proceedings of the 2024 Conference on Empirical Methods in Natural Language Processing*, 7646–7663. Miami, Florida, USA: Association for Computational Linguistics.
- Guo, Z.; Cheng, S.; Wang, H.; Liang, S.; Qin, Y.; Li, P.; Liu, Z.; Sun, M.; and Liu, Y. 2024. StableToolBench: Towards Stable Large-Scale Benchmarking on Tool Learning of Large Language Models. In *Findings of the Association for Computational Linguistics ACL 2024*, 11143–11156.
- Hao, S.; Liu, T.; Wang, Z.; and Hu, Z. 2024. Toolkengpt: Augmenting frozen language models with massive tools via tool embeddings. *Advances in neural information processing systems*, 36.
- Hong, S.; Zhuge, M.; Chen, J.; Zheng, X.; Cheng, Y.; Wang, J.; Zhang, C.; Wang, Z.; Yau, S. K. S.; Lin, Z.; et al. 2024. MetaGPT: Meta Programming for A Multi-Agent Collaborative Framework. In *The Twelfth International Conference on Learning Representations*.
- Huang, S.; Zhong, W.; Lu, J.; Zhu, Q.; Gao, J.; Liu, W.; Hou, Y.; Zeng, X.; Wang, Y.; Shang, L.; Jiang, X.; Xu, R.; and Liu, Q. 2024. Planning, Creation, Usage: Benchmarking LLMs for Comprehensive Tool Utilization in Real-World Complex Scenarios. In Ku, L.-W.; Martins, A.; and Srikumar, V., eds., *Findings of the Association for Computational Linguistics ACL 2024*, 4363–4400. Bangkok, Thailand and virtual meeting: Association for Computational Linguistics.
- Huang, Y.; Shi, J.; Li, Y.; Fan, C.; Wu, S.; Zhang, Q.; Liu, Y.; Zhou, P.; Wan, Y.; Gong, N. Z.; et al. 2023. MetaTool Benchmark: Deciding Whether to Use Tools and Which to Use. In *The Twelfth International Conference on Learning Representations*.
- Inaba, T.; Kiyomaru, H.; Cheng, F.; and Kurohashi, S. 2023. MultiTool-CoT: GPT-3 Can Use Multiple External Tools with Chain of Thought Prompting. In Rogers, A.; Boyd-Graber, J.; and Okazaki, N., eds., *Proceedings of the 61st Annual Meeting of the Association for Computational Linguistics (Volume 2: Short Papers)*, 1522–1532. Toronto, Canada: Association for Computational Linguistics.
- Jeong, S.; Baek, J.; Cho, S.; Hwang, S. J.; and Park, J. C. 2024. Adaptive-RAG: Learning to Adapt Retrieval-Augmented Large Language Models through Question Complexity. In *Proceedings of the 2024 Conference of the North American Chapter of the Association for Computational Linguistics: Human Language Technologies (Volume 1: Long Papers)*, 7029–7043.
- Kamath, A.; Jia, R.; and Liang, P. 2020. Selective Question Answering under Domain Shift. In Jurafsky, D.; Chai, J.; Schluter, N.; and Tetreault, J., eds., *Proceedings of the 58th Annual Meeting of the Association for Computational Linguistics*, 5684–5696. Online: Association for Computational Linguistics.
- Khot, T.; Trivedi, H.; Finlayson, M.; Fu, Y.; Richardson, K.; Clark, P.; and Sabharwal, A. 2022. Decomposed Prompting: A Modular Approach for Solving Complex Tasks. In *The*

Eleventh International Conference on Learning Representations.

Li, M.; Zhao, Y.; Yu, B.; Song, F.; Li, H.; Yu, H.; Li, Z.; Huang, F.; and Li, Y. 2023. API-Bank: A Comprehensive Benchmark for Tool-Augmented LLMs. In Bouamor, H.; Pino, J.; and Bali, K., eds., *Proceedings of the 2023 Conference on Empirical Methods in Natural Language Processing*, 3102–3116. Singapore: Association for Computational Linguistics.

Liao, Y.; Jiang, S.; Wang, Y.; and Wang, Y. 2025. ReflexTool: Towards Reflection-Aware Tool-Augmented Clinical Agents. In Che, W.; Nabende, J.; Shutova, E.; and Pilehvar, M. T., eds., *Proceedings of the 63rd Annual Meeting of the Association for Computational Linguistics (Volume 1: Long Papers)*, 13507–13531. Vienna, Austria: Association for Computational Linguistics. ISBN 979-8-89176-251-0.

Lu, J.; Holleis, T.; Zhang, Y.; Aumayer, B.; Nan, F.; Bai, H.; Ma, S.; Ma, S.; Li, M.; Yin, G.; et al. 2025. ToolSandbox: A Stateful, Conversational, Interactive Evaluation Benchmark for LLM Tool Use Capabilities. In *Findings of the Association for Computational Linguistics: NAACL 2025*, 1160–1183.

Manakul, P.; Liusie, A.; and Gales, M. 2023. SelfCheckGPT: Zero-Resource Black-Box Hallucination Detection for Generative Large Language Models. In *The 2023 Conference on Empirical Methods in Natural Language Processing*.

Min, S.; Michael, J.; Hajishirzi, H.; and Zettlemoyer, L. 2020. AmbigQA: Answering Ambiguous Open-domain Questions. In Webber, B.; Cohn, T.; He, Y.; and Liu, Y., eds., *Proceedings of the 2020 Conference on Empirical Methods in Natural Language Processing (EMNLP)*, 5783–5797. Online: Association for Computational Linguistics.

Ning, K.; Su, Y.; Lv, X.; Zhang, Y.; Liu, J.; Liu, K.; and Xu, J. 2024. WTU-EVAL: A Whether-or-Not Tool Usage Evaluation Benchmark for Large Language Models. *arXiv:2407.12823*.

OpenAI. 2023a. ChatGPT: A Large Language Model developed by OpenAI. <https://www.openai.com/chatgpt>. Accessed: 2024-06-16.

OpenAI. 2023b. Prompt Engineering. <https://platform.openai.com/docs/guides/prompt-engineering>. Accessed: 2024-06-16.

Ouyang, S.; Zhang, Z.; Yan, B.; Liu, X.; Choi, Y.; Han, J.; and Qin, L. 2024. Structured chemistry reasoning with large language models. In *Proceedings of the 41st International Conference on Machine Learning*, 38937–38952.

Patil, S. G.; Mao, H.; Cheng-Jie Ji, C.; Yan, F.; Suresh, V.; Stoica, I.; and E. Gonzalez, J. 2025. The Berkeley Function Calling Leaderboard (BFCL): From Tool Use to Agentic Evaluation of Large Language Models. In *Forty-second International Conference on Machine Learning*.

Patil, S. G.; Zhang, T.; Wang, X.; and Gonzalez, J. E. 2024. Gorilla: Large language model connected with massive apis. *Advances in Neural Information Processing Systems*, 37: 126544–126565.

Press, O.; Zhang, M.; Min, S.; Schmidt, L.; Smith, N. A.; and Lewis, M. 2023. Measuring and Narrowing the Compositionality Gap in Language Models. In *Findings of the Association for Computational Linguistics: EMNLP 2023*, 5687–5711.

Qin, Y.; Liang, S.; Ye, Y.; Zhu, K.; Yan, L.; Lu, Y.; Lin, Y.; Cong, X.; Tang, X.; Qian, B.; et al. 2024. ToolLLM: Facilitating Large Language Models to Master 16000+ Real-world APIs. In *The Twelfth International Conference on Learning Representations*.

Ross, H.; Mahabaleshwarkar, A. S.; and Suhara, Y. 2025. When2Call: When (not) to Call Tools. In Chiruzzo, L.; Ritter, A.; and Wang, L., eds., *Proceedings of the 2025 Conference of the Nations of the Americas Chapter of the Association for Computational Linguistics: Human Language Technologies (Volume 1: Long Papers)*, 3391–3409. Albuquerque, New Mexico: Association for Computational Linguistics. ISBN 979-8-89176-189-6.

Schick, T.; Dwivedi-Yu, J.; Dessì, R.; Raileanu, R.; Lomeli, M.; Hambro, E.; Zettlemoyer, L.; Cancedda, N.; and Scialom, T. 2024. Toolformer: Language models can teach themselves to use tools. *Advances in Neural Information Processing Systems*, 36.

Shinn, N.; Cassano, F.; Gopinath, A.; Narasimhan, K.; and Yao, S. 2023. Reflexion: Language agents with verbal reinforcement learning. *Advances in Neural Information Processing Systems*, 36: 8634–8652.

Sun, J.; Min, S. Y.; Chang, Y.; and Bisk, Y. 2024. Tools Fail: Detecting Silent Errors in Faulty Tools. In *Proceedings of the 2024 Conference on Empirical Methods in Natural Language Processing*, 14272–14289.

Team, G.; Kamath, A.; Ferret, J.; Pathak, S.; Vieillard, N.; Merhej, R.; Perrin, S.; Matejovicova, T.; Ramé, A.; Rivière, M.; et al. 2025. Gemma 3 technical report. *arXiv preprint arXiv:2503.19786*.

Touvron, H.; Martin, L.; Stone, K.; Albert, P.; Almahairi, A.; Babaei, Y.; Bashlykov, N.; Batra, S.; Bhargava, P.; Bhosale, S.; et al. 2023. Llama 2: Open foundation and fine-tuned chat models. *arXiv preprint arXiv:2307.09288*.

Wang, Z.; Cheng, Z.; Zhu, H.; Fried, D.; and Neubig, G. 2024. What Are Tools Anyway? A Survey from the Language Model Perspective. In *First Conference on Language Modeling*.

Wolf, T.; Debut, L.; Sanh, V.; Chaumond, J.; Delangue, C.; Moi, A.; Cistac, P.; Rault, T.; Louf, R.; Funtowicz, M.; Davison, J.; Shleifer, S.; von Platen, P.; Ma, C.; Jernite, Y.; Plu, J.; Xu, C.; Scao, T. L.; Gugger, S.; Drame, M.; Lhoest, Q.; and Rush, A. M. 2020. Transformers: State-of-the-Art Natural Language Processing. In *Proceedings of the 2020 Conference on Empirical Methods in Natural Language Processing: System Demonstrations*, 38–45. Online: Association for Computational Linguistics.

Xu, Q.; Hong, F.; Li, B.; Hu, C.; Chen, Z.; and Zhang, J. 2023. On the Tool Manipulation Capability of Open-sourced Large Language Models. In *NeurIPS 2023 Foundation Models for Decision Making Workshop*.

Yan, F.; Mao, H.; Ji, C. C.-J.; Zhang, T.; Patil, S. G.; Stoica, I.; and Gonzalez, J. E. 2024. Berkeley Function Calling Leaderboard. https://gorilla.cs.berkeley.edu/blogs/8.berkeley_function_calling_leaderboard.html.

Yang, A.; Yang, B.; Zhang, B.; Hui, B.; Zheng, B.; Yu, B.; Li, C.; Liu, D.; Huang, F.; Wei, H.; et al. 2024. Qwen2. 5 Technical Report. *arXiv preprint arXiv:2412.15115*.

Yang, H.; Yue, S.; and He, Y. 2023. Auto-gpt for online decision making: Benchmarks and additional opinions. *arXiv preprint arXiv:2306.02224*.

Yao, S.; Zhao, J.; Yu, D.; Du, N.; Shafran, I.; Narasimhan, K. R.; and Cao, Y. 2023. ReAct: Synergizing Reasoning and Acting in Language Models. In *The Eleventh International Conference on Learning Representations*.

Ye, J.; Li, S.; Li, G.; Huang, C.; Gao, S.; Wu, Y.; Zhang, Q.; Gui, T.; and Huang, X. 2024a. ToolSword: Unveiling Safety Issues of Large Language Models in Tool Learning Across Three Stages. In Ku, L.-W.; Martins, A.; and Sriku-mar, V., eds., *Proceedings of the 62nd Annual Meeting of the Association for Computational Linguistics (Volume 1: Long Papers)*, 2181–2211. Bangkok, Thailand: Association for Computational Linguistics.

Ye, J.; Wu, Y.; Gao, S.; Huang, C.; Li, S.; Li, G.; Fan, X.; Zhang, Q.; Gui, T.; and Huang, X.-J. 2024b. RoTBench: A Multi-Level Benchmark for Evaluating the Robustness of Large Language Models in Tool Learning. In *Proceedings of the 2024 Conference on Empirical Methods in Natural Language Processing*, 313–333.

Yuan, S.; Song, K.; Chen, J.; Tan, X.; Shen, Y.; Ren, K.; Li, D.; and Yang, D. 2025. EASYTOOL: Enhancing LLM-based Agents with Concise Tool Instruction. In *Proceedings of the 2025 Conference of the Nations of the Americas Chapter of the Association for Computational Linguistics: Human Language Technologies (Volume 1: Long Papers)*, 951–972.

Zhang, K.; Li, J.; Li, G.; Shi, X.; and Jin, Z. 2024a. CodeAgent: Enhancing Code Generation with Tool-Integrated Agent Systems for Real-World Repo-level Coding Challenges. In Ku, L.-W.; Martins, A.; and Sriku-mar, V., eds., *Proceedings of the 62nd Annual Meeting of the Association for Computational Linguistics (Volume 1: Long Papers)*, 13643–13658. Bangkok, Thailand: Association for Computational Linguistics.

Zhang, Y.; Chen, J.; Wang, J.; Liu, Y.; Yang, C.; Shi, C.; Zhu, X.; Lin, Z.; Wan, H.; Yang, Y.; Sakai, T.; Feng, T.; and Yamana, H. 2024b. ToolBeHonest: A Multi-level Hallucination Diagnostic Benchmark for Tool-Augmented Large Language Models. In Al-Onaizan, Y.; Bansal, M.; and Chen, Y.-N., eds., *Proceedings of the 2024 Conference on Empirical Methods in Natural Language Processing*, 11388–11422. Miami, Florida, USA: Association for Computational Linguistics.

Zheng, L.; Chiang, W.-L.; Sheng, Y.; Zhuang, S.; Wu, Z.; Zhuang, Y.; Lin, Z.; Li, Z.; Li, D.; Xing, E.; et al. 2024. Judging llm-as-a-judge with mt-bench and chatbot arena. *Advances in Neural Information Processing Systems*, 36.

Supplementary Material

This supplementary material includes limitations and future work, a detailed dataset verification process, further analysis, generated data samples, and prompt templates used in our overall experiments, and the reproducibility checklist. The source code and data will be made publicly available.

Limitations and Future Work

Our study contains several limitations. The data annotation relies on model-based annotations, with human verification, which may differ from real-world situations where humans provide incomplete information. Furthermore, our focus on API-based tools does not cover the broader spectrum of tools, such as plugins and robotic systems. Nevertheless, our research highlights the importance of developing reliable tool-augmented LLMs and points to the need for continued advancements in this area to improve model robustness and safety in real-world applications.

Detailed Dataset Verification Process

Our preliminary analysis revealed that automatic generation sometimes failed to create truly incomplete scenarios, making manual verification crucial for maintaining dataset quality. To resolve this, we conducted the dataset verification process involved rigorous criteria for both manipulation types. For *Relevant API Replacement*, we removed instances where:

- The user’s request could be fulfilled using alternative APIs
- The request could be handled using non-replaced APIs, particularly in ToolBench instances

For *Partial Removal of User Utterance*, we filtered out cases where:

- Only non-essential information was removed, allowing APIs to still fulfill the request
- One of multiple requests was removed, but the remaining requests could be resolved through existing API invocations
- The conversation context became unnatural or grammatically incorrect
- The result was identical to the original instance
- The last utterance no longer pertained to the user, making API execution unnatural

Two authors independently reviewed the instances, discussing and resolving any disagreements to ensure consistent application of these criteria. This process was iteratively refined until we achieved a high level of agreement on the identification of truly incomplete scenarios.

Full results of Structured Verification

Table 7 presents the evaluation results of different models with different prompting strategies (i.e., zero-shot, CoT, and Structured verification (Ours)).

			Llama 3.1 8B	Llama 3.1 70B	Gemma 3-4B	Gemma 3-27B	Qwen 2.5-7B	Qwen 2.5-14B	Qwen 2.5-32B	Qwen 2.5-72B	GPT-4o mini	GPT-4o
API Replacement												
APIBank	Acc.	0-shot	76.06	79.10	67.85	78.49	73.05	80.97	85.82	87.94	88.82	86.03
		CoT	78.13	78.61	70.33	79.79	76.12	85.11	86.05	85.46	82.38	82.99
		Ours	76.24	84.52	71.51	77.90	77.78	84.99	84.52	88.53	84.75	85.58
	F1	0-shot	71.32	81.22	57.10	73.31	65.97	77.35	83.83	87.02	88.41	86.23
		CoT	78.92	81.47	59.19	75.54	72.63	84.13	84.95	85.16	83.50	84.38
		Ours	78.50	84.61	68.90	75.75	77.73	84.61	84.24	88.49	85.29	86.04
ToolBench	Acc.	0-shot	69.45	72.64	55.56	64.36	72.33	69.29	70.55	74.11	77.69	76.48
		CoT	75.16	64.95	59.54	70.13	76.21	74.53	76.73	80.50	64.51	70.33
		Ours	67.71	70.65	65.41	70.75	70.75	72.85	78.93	83.12	69.60	71.07
	F1	0-shot	56.43	76.97	20.90	45.51	64.80	57.96	58.74	67.80	72.97	75.06
		CoT	77.40	72.80	33.68	58.87	75.41	66.48	77.16	80.38	70.87	75.27
		Ours	72.35	74.31	68.57	71.96	73.50	75.82	75.93	81.89	74.34	75.92
Utterance Removal												
APIBank	Acc.	0-shot	52.63	77.42	53.12	62.66	54.77	79.28	81.09	81.25	77.25	88.29
		CoT	61.80	81.66	54.28	67.93	69.90	82.73	86.35	88.49	86.59	85.74
		Ours	76.48	87.34	78.45	88.98	83.06	89.97	89.80	91.12	87.50	89.97
	F1	0-shot	19.60	80.06	21.49	42.24	26.67	74.80	77.76	77.29	73.41	88.74
		CoT	55.97	83.98	18.24	54.55	62.11	81.61	85.26	88.41	86.72	86.96
		Ours	78.43	87.91	78.35	89.21	83.93	90.18	90.31	91.43	88.31	90.72
ToolBench	Acc.	0-shot	50.19	71.54	50.00	52.09	50.86	50.99	54.68	61.45	57.57	74.51
		CoT	52.26	68.31	50.86	53.20	59.85	57.14	67.73	68.35	58.99	72.19
		Ours	62.32	74.14	71.92	77.22	70.20	76.23	79.80	80.79	75.86	77.09
	F1	0-shot	5.41	74.94	1.46	10.16	5.23	15.68	21.37	43.19	35.18	70.90
		CoT	45.17	74.56	6.12	18.45	39.85	43.14	63.91	62.26	64.82	75.87
		Ours	65.15	76.77	74.55	78.16	70.77	77.69	81.36	81.16	79.10	80.17

Table 7: Performance evaluation results of LLM by manipulation type. The accuracy (Acc.) and F1 score (F1) are used for evaluation metrics. Both the zero-shot, Chain-of-Thought (CoT), and Structured verification (Ours) performance are presented. We used an instruction-tuned version of open-source models for the overall experiments.

	7B _{BASE}	7B	13B _{BASE}	13B	70B _{BASE}	70B
API Replacement						
Acc.	50.06	49.94	54.86	53.75	60.52	<u>59.66</u>
F1	0	0.94	64.05	14.55	<u>56.68</u>	36.19
Utterance Removal						
Acc.	50.00	50.49	<u>53.01</u>	51.29	54.91	52.15
F1	0	3.22	62.25	5.98	<u>45.87</u>	16.77

Table 8: Performance comparison between Llama-2 model family (Touvron et al. 2023) of different sizes and training approaches. Models not trained on instruction-tuning datasets are marked as BASE.

Further Analysis

We perform analyses to understand how LLMs perceive and respond in incomplete conditions.

Impacts of Model Size and Instruction Tuning

We analyze the impact of model size and instruction-tuning on model performance across our dataset. Specifically, we compare Llama-2-7B, Llama-2-13B, and Llama-2-70B models against their instruction-tuned counterparts, Llama-2-7B-chat, Llama-2-13B-chat, and Llama-2-70B-chat. The

evaluation results, presented in Table 8, reveal that both the 7B and 7B-chat models frequently predict Yes for most instances, resulting in very low F1 scores. Overall, models that were not trained on instruction-following data generally outperform their instruction-tuned counterparts, regardless of model size. Interestingly, while instruction-tuned models show performance improvements as the model size increases, the non-instruction-tuned models exhibit varying trends, with a decrease in F1 score as the model size scales from 13B to 70B. These findings suggest that training on instruction-following datasets may affect the models’ ability to recognize incomplete conditions, indicating a need for further exploration in future work.

Can Tool-augmented LLMs Correctly Explain Incomplete Conditions?

We probe whether LLMs can accurately explain their decision-making process when they correctly identify incomplete conditions. To this end, we instruct the models to generate explanations for their decisions and assess whether these explanations correctly identify why tools cannot be used. We adopt the Judge LLM (i.e., GPT-4) (Zheng et al. 2024) to evaluate the correctness of the explanations. We manually craft four-shot examples with a balanced class dis-

Conversation	User: Can you check a reminder to call my mom on March 16th?
	AI: Sure, Can you confirm your username and password?
API List	User: My username is JohnDoe and my password is pass123.
	{"name": "GetUserToken", "description": "Get the user token", "parameters": [{"username", "password"}]} <u>{"name": "RegisterUser", "description": "Register an account", "parameters": [{"name", "password", "email"}]}</u> <u>{"name": "QueryReminder", "description": "Query a reminder", "parameters": [{"token", "content", "time"}]}</u>
Explanation	The available APIs do not include an API for setting reminders. The only relevant API is 'QueryReminder' which is used for querying reminders, but there is no API for setting reminders.
Conversation	User: Can you show me the historical events on December 10th?
API List	<u>{"name": "QueryHistoryToday", "description": "Query the history of the given date", "parameters": [{"date"}]}</u> <u>{"name": "Calculator", "description": "Provide basic arithmetic operations", "parameters": [{"formula"}]}</u>
Explanation	The available APIs don't include an API for showing historical events. The only API provided is for the calculator to perform arithmetic operations.

Figure 8: **Examples of Incorrect Explanation.** The upper example illustrates a case of erroneous explanation in API Replacement, while the lower example shows one in Utterance Removal. Note that the model correctly identifies both instances as incomplete within a binary classification setup. Removed and newly included information, as part of our manipulation strategy, are highlighted with a strikethrough and wavy underline, respectively. Wrong explanations from the models are manually highlighted by the authors.

	API Replacement		Utterance Removal	
	Num.	Acc.	Num.	Acc.
GPT-3.5-T	182	85.16	52	48.08
GPT-4	360	97.50	273	99.63

Table 9: The results of the explanation for the incomplete scenario. *Num.* represents the count of accurately identified incomplete instances, which corresponds to the number of instances evaluated in the explanation assessment. *Acc.* denotes accuracy of explanations judged by GPT-4, respectively.

tribution to ensure a reliable evaluation.

In Table 9, we observe that GPT-3.5-Turbo achieves an accuracy of 85.16% and 48.08% for API Replacement and Utterance Removal, respectively. These results indicate that it is more challenging for LLMs to provide accurate explanations when users offer insufficient context (Utterance Removal) compared to when the necessary tools are unavailable (API Replacement).

To further verify the reliability of Judge LLM in assessing explanation validity, we manually annotated 100 randomly sampled instances from GPT-3.5-Turbo’s predictions, evenly divided between API Replacement and Utterance Removal. The agreement rate between human evaluators and Judge LLM is 82%. This high level of agreement suggests that Judge LLM’s evaluations are closely aligned with those of human evaluators, establishing it as a credible and effective assessment tool.

Additionally, we examine instances where the LLMs generated incorrect reasoning, as shown in Fig. 8. In API Replacement, LLMs often misunderstand the user’s intent, leading to inaccurate assertions that the available APIs are insufficient. Conversely, in Utterance Removal, the predominant errors stem from incorrect explanations asserting that no appropriate APIs are available, even when they are

present.

Samples of Incomplete Instances and Explanation

We present the manipulated instances with different strategies are presented from Fig. 9 to Fig. 16. Both accurately and inaccurately modified instances resulting from our dataset construction method are provided. We also present additional explanation examples generated by LLMs when they recognize incomplete conditions on manipulated samples. Examples of explanations in API Replacement are illustrated in Fig. 17 and Fig. 18. Examples of explanations in Utterance Removal are depicted in Fig. 19 and Fig. 20.

Prompt Templates

The text prompt used in the dataset construction is presented in Fig. 21. The text prompt used in the zero-shot experiments is presented in Fig. 22. The text prompts used in CoT and Structured Verification experiments are in Fig. 23 and Fig. 24. The text prompts used in the experiments of LLM explanation and LLM judgment are presented in Fig. 25 and Fig. 26, respectively. The text prompts used in self-verification are in Fig. 27 and Fig. 28. The text prompt used in implicit evaluation is in Fig. 29. When implementing few-shot prompting, we follow the approach of setting up interactions between a human and an AI assistant to provide examples (OpenAI 2023b).

[Conversation]

User: Can you tell me about the stock price of SQ on March 15th, 2022?

[Relevant API (Removed)]

```
{"name": "QueryStock", "description": "This API queries the stock price of a given stock code and date.", "input_parameters": {"stock_code": {"type": "str", "description": "The stock code of the given stock."}, "date": {"type": "str", "description": "The date of the stock price. Format: %Y-%m-%d"}}, "output_parameters": {"stock_price": {"type": "float", "description": "The stock price of the given stock."}}
```

[Replaced Irrelevant API]

```
{'name': 'QueryBalance', 'description': 'This API queries the balance of a given user.', 'input_parameters': {'token': {'type': 'str', 'description': 'The token of the user.'}}, 'output_parameters': {'balance': {'type': 'float', 'description': 'The balance of the user.'}}}
```

Figure 9: API Replacement Successful case from APiBank instances.

[Conversation]

User: I'm interested in reading the content of a specific URL. Can you fetch the content of the URL <https://www.example.com> using the 'Get Content' API? Also, I would like to know the trending news articles using the 'Get Trending' API.

[Relevant API (Removed)]

```
{"category_name": "Tools", "tool_name": "URL Content Extractor", "api_name": "Search Content", "api_description": "Allows you to search content for content based on a query.", "required_parameters": [{"name": "query", "type": "STRING"}], "description": "", "default": "", "optional_parameters": [], "method": "GET"}, {"category_name": "Tools", "tool_name": "URL Content Extractor", "api_name": "Get Trending", "api_description": "This will return a list of news articles that are trending.", "required_parameters": [], "optional_parameters": [], "method": "GET"}, {"category_name": "Tools", "tool_name": "URL Content Extractor", "api_name": "Get Content", "api_description": "Give a url and it will spit back the content of that url", "required_parameters": [{"name": "url", "type": "STRING"}], "description": "", "default": "https://www.cnn.com/2022/06/27/three-arrows-capital-crypto-hedge-fund-defaults-on-voyager-loan.html", "optional_parameters": [], "method": "GET"}
```

[Replaced Irrelevant API]

```
{'category_name': 'News_Media', 'tool_name': 'Article/Page Content Extractor for SEO', 'api_name': 'Content Extraction', 'method': 'POST', 'required_parameters': [{'name': 'url', 'type': 'STRING', 'description': '', 'default': 'https://www.freelancer.com/articles/starting-your-business/questions-to-ask-about-your-business-idea'}], 'optional_parameters': [], 'api_description': 'Allows to extract the content from a given URL'}, {'category_name': 'News_Media', 'tool_name': 'dev-to-api', 'api_name': 'Get the month's top articles', 'method': 'GET', 'required_parameters': [], 'optional_parameters': [], 'api_description': 'It returns the month's top articles from dev.to website.'}, {'category_name': 'Tools', 'tool_name': 'URL Content Extractor', 'api_name': 'Search Content', 'method': 'GET', 'required_parameters': [{'name': 'query', 'type': 'STRING', 'description': '', 'default': ''}], 'optional_parameters': [], 'api_description': 'Allows you to search content for content based on a query.'}
```

Figure 10: API Replacement Successful case from ToolBench instances.

[Conversation]

User: Can you search the definition of the word \"plethora\" for me?

AI: Sure, searching for \"plethora\"...

API-Request: [Dictionary(keyword='plethora')]->[{'partOfSpeech': 'noun', 'definitions': [{'definition': '(usually followed by of) An excessive amount or number; an abundance.', 'synonyms': [], 'antonyms': [], 'example': 'The menu offers a plethora of cuisines from around the world.'}, {'definition': 'An excess of red blood cells or bodily humours.', 'synonyms': [], 'antonyms': []}], 'synonyms': ['glut', 'myriad', 'slew', 'superfluity', 'surfeit'], 'antonyms': []}]

AI: Here's what I found: \"a large or excessive amount of something.\"

Can I help you with anything else?

User: Yes, can you give me the synonyms for \"plethora\"?

[Relevant API (Removed)]

```
{\"name\": \"Dictionary\", \"description\": \"This API searches the dictionary for a given keyword.\", \"input_parameters\": {\"keyword\": {\"type\": \"str\", \"description\": \"The keyword to search.\"}}, \"output_parameters\": {\"results\": {\"type\": \"list\", \"description\": \"The list of results. Format be like [{\"partOfSpeech\": \"xxx\", \"definitions\": [{\"definition\": \"xxx\", \"example\": \"xxx\", \"synonyms\": [\"xxx\", \"xxx\"]}], ...}]\"}}}
```

[Replaced Irrelevant API]

```
{'name': 'SearchEngine', 'description': 'This API searches for a given keyword for search engine.', 'input_parameters': {'keyword': {'type': 'str', 'description': 'The keyword to search.'}}, 'output_parameters': {'results': {'type': 'list', 'description': 'The list of results.'}}}
```

Figure 11: *API Replacement* Failed case from APIBank instances.

[Conversation]

User: I'm creating a database and I need unique identifiers for each entry. Can you help me generate UUIDs?

[Relevant API (Removed)]

```
{\"category_name\": \"Tools\", \"tool_name\": \"Helper Function\",
\"api_name\": \"Random\", \"api_description\": \"Generate Random
String with custom length\\nBASIC: 20 \\nPRO: 30\\nULTRA: 70\\nMEGA:
150\", \"required_parameters\": [], \"optional_parameters\":
[{\"name\": \"length\", \"type\": \"NUMBER\", \"description\": \"\",
\"default\": \"20\"}], \"method\": \"GET\", \"template_response\":
{\"result\": \"str\"}}
{\"category_name\": \"Tools\", \"tool_name\": \"Helper Function\",
\"api_name\": \"Generate UUID\", \"api_description\": \"Generate
UUID v4 with dash or not.\\nmax\\nBASIC: 3\\nPRO: 20\\nULTRA:
50\\nMEGA: 150\", \"required_parameters\": [],
\"optional_parameters\": [{\"name\": \"timestamp_first\", \"type\":
\"BOOLEAN\", \"description\": \"\", \"default\": \"false\"},
{\"name\": \"remove_dash\", \"type\": \"BOOLEAN\", \"description\":
\"\", \"default\": \"true\"}, {\"name\": \"count\", \"type\":
\"STRING\", \"description\": \"\", \"default\": \"5\"}], \"method\":
\"GET\", \"template_response\": {\"result\": [\"list of str with
length 3\"]}}
```

[Replaced Irrelevant API]

```
{'category_name': 'Tools', 'tool_name': 'Random Strings',
'api_name': 'UUID', 'method': 'GET', 'required_parameters': [],
'optional_parameters': [], 'api_description': 'Generates a random
version 4 UUID.'}
{'category_name': 'Tools', 'tool_name': 'QR Code Generator',
'api_name': 'Generate Basic - Direct Image', 'method': 'GET',
'required_parameters': [{'name': 'data', 'type': 'STRING',
'description': '', 'default': '1234'}], 'optional_parameters':
{'name': 'size', 'type': 'NUMBER', 'description': '', 'default':
'500'}], 'api_description': \"Generates a QR code as a direct image
with limited settings. (NOTE: doesn't show correctly in RapidAPI)\">
```

Figure 12: *API Replacement Failed* case from ToolBench instances.

[Conversation]

User: Hi, can you help me check my alarm for March 20th, 2023 at 6:30AM?

AI: Sure, to access your alarm information, I'll need to authenticate. Can you please provide me with your email, username, and password?

User: My email is janesmith@example.com, username is JaneSmith, and password is password.

[Conversation with user utterance removed]

User: Hi, can you help me check my alarm for March 20th, 2023 at 6:30AM?

AI: Sure, to access your alarm information, I'll need to authenticate. Can you please provide me with your email, username, and password?

User: My email is janesmith@example.com, username is JaneSmith.

[Relevant API]

```
{\"name\": \"GetUserToken\", \"description\": \"Get the user token by username and password.\", \"input_parameters\": {\"username\": {\"type\": \"str\", \"description\": \"The username of the user.\"}, \"password\": {\"type\": \"str\", \"description\": \"The password of the user.\"}}, \"output_parameters\": {\"token\": {\"type\": \"str\", \"description\": \"The token of the user.\"}}}  
{\"name\": \"QueryAlarm\", \"description\": \"The API for querying alarm clock, help user to check the alarm clock they have set.\", \"input_parameters\": {\"token\": {\"type\": \"str\", \"description\": \"User's token.\"}, \"time\": {\"type\": \"str\", \"description\": \"The time for alarm. Format: %Y-%m-%d %H:%M:%S\"}}, \"output_parameters\": {\"info\": {\"type\": \"json\", \"description\": \"alarm info including username, time, content and location\"}}}
```

Figure 13: *Utterance Removal Successful* case from APIBank instances.

[Conversation]

User: Can you help me analyze the number of pages indexed in Google for my company's website? The URL is 'www.example.com'.

[Conversation with user utterance removed]

User: Can you help me analyze the number of pages indexed in Google for my company's website?

[Relevant API]

```
{\"category_name\": \"Tools\", \"tool_name\": \"SEO - Count website pages in Google index\", \"api_name\": \"countPages\", \"api_description\": \"Count website pages in Google index\", \"required_parameters\": [{\"name\": \"url\", \"type\": \"STRING\", \"description\": \"\", \"default\": \"\"}], \"optional_parameters\": [], \"method\": \"GET\"}
```

Figure 14: *Utterance Removal Successful* case from ToolBench instances.

[Conversation]

User: Can you search for news articles about sustainable development goals?

AI: Sure, what specific keyword are you looking for?

User: the sustainable development.

[Conversation with user utterance removed]

User: Can you search for news articles about sustainable development goals?

AI: Sure, what specific keyword are you looking for?

User: Can you help me find information?

[Relevant API]

```
{\"name\": \"SearchEngine\", \"description\": \"This API searches for a given keyword for search engine.\", \"input_parameters\": {\"keyword\": {\"type\": \"str\", \"description\": \"The keyword to search.\"}}, \"output_parameters\": {\"results\": {\"type\": \"list\", \"description\": \"The list of results.\"}}}
```

Figure 15: *Utterance Removal Failed* case from APIBank instances.

[Conversation]

User: I am working on a project that requires unique IDs for each document. Can you assist me in generating GUIDs for the documents? I would need 50 GUIDs in total.

[Conversation with user utterance removed]

User: I am working on a project that requires unique IDs for each document. Can you assist me in generating GUIDs for the documents?

[Relevant API]

```
{\"category_name\": \"Tools\", \"tool_name\": \"GUID generator\", \"api_name\": \"GenerateGuid\", \"api_description\": \"\", \"required_parameters\": [], \"optional_parameters\": [], \"method\": \"GET\"} {\"category_name\": \"Tools\", \"tool_name\": \"GUID generator\", \"api_name\": \"BulkGenerateGuids\", \"api_description\": \"\", \"required_parameters\": [], \"optional_parameters\": [{\"name\": \"batch_size\", \"type\": \"NUMBER\", \"description\": \"The number of GUIDs to return. Must be between 1 and 10000. If the parameter is not provided, the default batch size is 20.\"}, {\"name\": \"default\", \"type\": \"\", \"description\": \"\"}], \"method\": \"GET\"}
```

Figure 16: *Utterance Removal Failed* case from ToolBench instances.

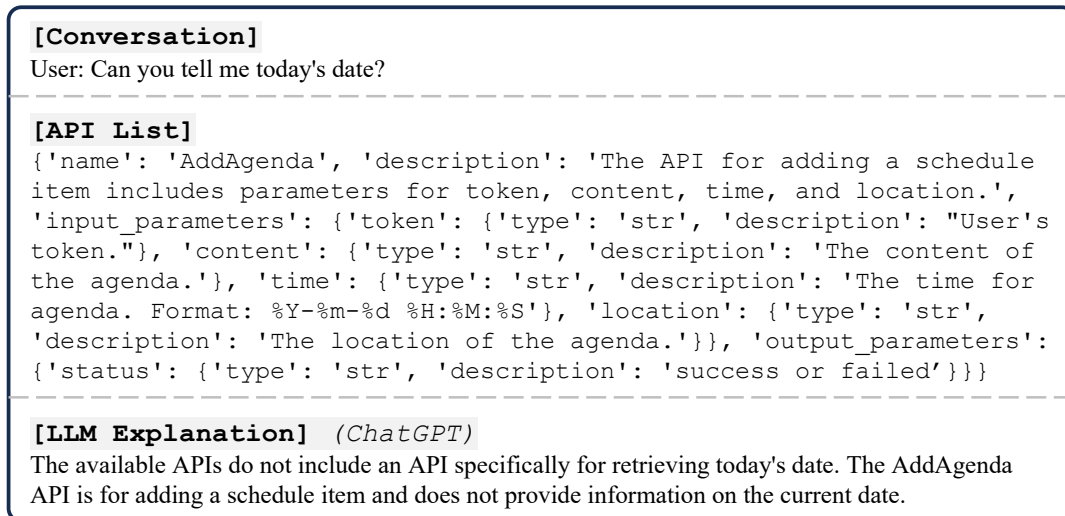


Figure 17: Explanation Success Case in *API Replacement*. The model clearly states and explains that an API to know current date is not provided.

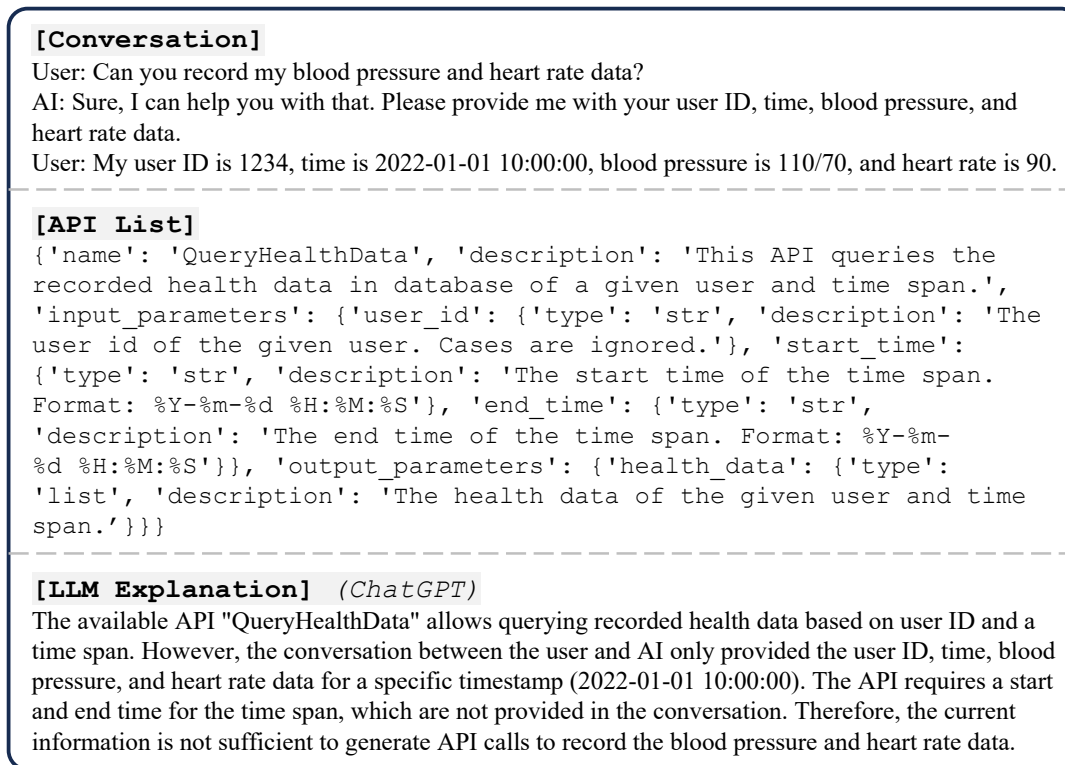


Figure 18: Example of failed explanation in *API Replacement*. The user wants to record health data, but only the *QueryHealthData* API, which is for searching health data, is provided instead of an API for recording health data. The model incorrectly assumes that it must use the *QueryHealthData* API and provides an erroneous explanation that it cannot call the API due to insufficient information.

[Conversation]

User: Can you help me find possible diseases related to a symptom I'm experiencing?

AI: Sure, I can search for possible diseases related to fatigue. Please provide the symptom you want to search for.

User: I prefer not to specify right now.

[API List]

```
{'name': 'SymptomSearch', 'description': 'This API searches for a given symptom.', 'input_parameters': {'symptom': {'type': 'str', 'description': 'The symptom to search.'}}, 'output_parameters': {'results': {'type': 'list', 'description': 'The list of results. Format be like [{"name":possible disease name, "description":disease details},...]'}}
```

```
{'name': 'AppointmentRegistration', 'description': 'This API registers an appointment of hospital.', 'input_parameters': {'patient_name': {'type': 'str', 'description': 'The name of patient.'}, 'date': {'type': 'str', 'description': 'The date of appointment. Format be like %Y-%m-%d'}, 'doctor_name': {'type': 'str', 'description': 'The name of appointed doctor.'}}, 'output_parameters': {'appointment_id': {'type': 'str', 'description': 'The ID of appointment.'}}}
```

[LLM Explanation] (ChatGPT)

The available API "SymptomSearch" requires the user to provide the specific symptom to search for. Since the user preferred not to specify the symptom at the moment, we do not have enough information to make an API call to search for possible diseases related to the symptom.

Figure 19: Example of successful explanation in *Utterance Removal*. The model recognizes the need to call the *SymptomSearch* API to address the user's requirements. Additionally, it clearly acknowledges and explains that the necessary symptom information required to call the API has not been provided.

[Conversation]

User: Can you please check my account balance?

AI: Sure, I can help you with that. I just need your token. Do you have your token with you?

User: No, I don't have it.

AI: That's alright. I can get your token for you. Can you please confirm your username, password, and email address?

User: My username is user2 and email is user2@example.com.

[API List]

```
{'name': 'OpenBankAccount', 'description': 'This is an API for opening a bank account for a user, given the account, password and name.', 'input_parameters': {'account': {'type': 'str', 'description': 'The account for the user.'}, 'password': {'type': 'str', 'description': 'The password.'}, 'name': {'type': 'str', 'description': 'account holder name.'}}, 'output_parameters': {'status': {'type': 'str', 'description': 'success or failed'}}}
{'name': 'QueryStock', 'description': 'This API queries the stock price of a given stock code and date.', 'input_parameters': {'stock_code': {'type': 'str', 'description': 'The stock code of the given stock.'}, 'date': {'type': 'str', 'description': 'The date of the stock price. Format: %Y-%m-%d'}}, 'output_parameters': {'stock_price': {'type': 'float', 'description': 'The stock price of the given stock.'}}}
{'name': 'QueryBalance', 'description': 'This API queries the balance of a given user.', 'input_parameters': {'token': {'type': 'str', 'description': 'The token of the user.'}}, 'output_parameters': {'balance': {'type': 'float', 'description': 'The balance of the user.'}}}
{'name': 'GetUserToken', 'description': 'Get the user token by username and password.', 'input_parameters': {'username': {'type': 'str', 'description': 'The username of the user.'}, 'password': {'type': 'str', 'description': 'The password of the user.'}}, 'output_parameters': {'token': {'type': 'str', 'description': 'The token of the user.'}}}
```

[LLM Explanation] (ChatGPT)

The conversation between the user and AI did not involve obtaining the user's token, which is required to query the account balance using the "QueryBalance" API. The user provided their username and email address, but without the token, we cannot make an API call to check the account balance.

Figure 20: Example of failed explanation in *Utterance Removal*. The user's requirement is to check the account balance, which necessitates a token. However, the user has not provided the password required to obtain the token. Although an API exists to obtain the token, the model fails to recognize this and incorrectly states that the API call cannot be made due to the absence of the token.

[System Prompt]

You are an expert in data annotation with a specific task of processing user requests, corresponding API descriptions, and API calls.

Your goal is to remove specific information from the user requests to sound natural while ensuring the API call fails due to missing information.

Follow these steps to achieve this:

1. Analyze User Requests and API Information:

- Examine the relationship between the user's request, the API description, and the actual API call.
- Identify the parameters and details the API requires to function correctly.

2. Generate the Thought Process:

- Before making any modifications, articulate your thought process.
- Select information from the user utterances that can be removed while keeping the dialogue context intact.
- Ensure you only remove information relevant to the API descriptions and calls provided.

3. Modify the User Request:

- Adjust the user request so that it remains natural-sounding but lacks the necessary information for the API call.
- Do not alter or remove any parts of the dialogue other than the essential information identified.

Output the results in the following JSON format:

```
{  
  "thought": "YOUR_THOUGHT_PROCESS",  
  "answer": "MODIFIED_CONVERSATION"  
}
```

[User Prompt]

API_Description:

{api_description}

Conversation:

{conversation}

Figure 21: Data Construction Prompt Template.

[System Prompt]

I will provide you with a user's query, and you should assess, based on your own capabilities, whether the current information is sufficient to generate API calls for addressing the user's query. The information includes (a) conversation between user and AI (you) and (b) the list of available APIs.

You can't use APIs other than the given APIs.

Based on the given query, if you think you can successfully address the user's request by making an API call, please respond with "Yes"; otherwise, respond with "No".

[User Prompt]

Here is the previous conversation between User and AI (you):

[Conversation Begins]

{conversation}

[Conversation Ends]

Here is the list of available APIs:

[List of APIs Begins]

{api_list}

[List of APIs Ends]

Can you address the user's request by making an API call now?

Please answer in "Yes" or "No".

Figure 22: Zero-shot Experiments Prompt Template.

[System Prompt]

I will provide you with a user's query, and you should assess, based on your own capabilities, whether the current information is sufficient to generate API calls for addressing the user's query. The information includes (a) conversation between user and AI (you) and (b) the list of available APIs. You can't use APIs other than the given APIs.

Based on the given query, if you think you can successfully address the user's request by making an API call, please respond with "Yes"; otherwise, respond with "No". Begin your response with brief reasoning first.

[User Prompt]

Here is the previous conversation between User and AI (you):

[Conversation Begins]

{conversation}

[Conversation Ends]

Here is the list of available APIs.

[List of APIs Begins]

{api_list}

[List of APIs Ends]

Can you address the user's request by making an API call now? Begin your response with brief reasoning first. Strictly follow the format: "Thought: {{your_thought}}"

"Answer: {{Yes or No}}".

Figure 23: CoT Experiments Prompt Template.

[System Prompt]

I will provide you with a user's query, and you should assess, based on your own capabilities, whether the current information is sufficient to generate API calls for addressing the user's query. The information includes (a) conversation between user and AI (you) and (b) the list of available APIs. You can't use APIs other than the given APIs.

Based on the given query, if you think you can successfully address the user's request by making an API call, please respond with "Yes"; otherwise, respond with "No".

Follow these steps to structure your reasoning:

1. Problem Understanding

- Summarize the user's ultimate request or goal.

2. Requirement Analysis (Data/Functionality)

- Identify the specific data or functionality needed to fulfill the request.

3. API Mapping

- Check the available APIs to see if they provide the necessary data or functionality identified in Step 2.

4. Information Sufficiency Check

- Determine if the user has given enough information to make a valid API call. - If critical details are missing (e.g., necessary parameters not provided), you must conclude you cannot currently fulfill the request.

5. Conclusion

- If you can fulfill the request with an available API and sufficient user-provided information, answer "Yes". Otherwise, answer "No".

[User Prompt]

Here is the previous conversation between User and AI (you):

[Conversation Begins]

{conversation}

[Conversation Ends]

Here is the list of available APIs:

[List of APIs Begins]

{api_list}

[List of APIs Ends]

Can you address the user's request by making an API call now?

Begin your response with the structured reasoning first.

Strictly follow the format: "Thought": {{your_thought}} "Answer": {{Yes or No}}

Figure 24: Structured Verification Prompt Template.

[System Prompt]

I will provide you with a user's query, and you should assess, based on your own capabilities, whether the current information is sufficient to generate API calls for addressing the user's query. The information includes (a) conversation between user and AI (you) and (b) the list of available APIs.

You can't use APIs other than the given APIs.

Based on the given query, if you think you can successfully address the user's request by making an API call, please respond with "Yes"; otherwise, respond with "No".

Begin your response your decision ("Yes" or "No") and then output explanations behind your decision.

Follow this format: Decision: <Yes/No> Explanation: <your explanation>

[User Prompt]

Here is the previous conversation between User and AI (you):

[Conversation Begins]

{conversation}

[Conversation Ends]

Here is the list of available APIs:

[List of APIs Begins]

{api_list}

[List of APIs Ends]

Figure 25: Prompt template of explanation.

[System Prompt]

You are a judge evaluating the appropriateness of the AI Assistant's response.

The AI Assistant was tasked with determining whether it could create an API call to solve a user's query, based on the provided APIs and conversations.

There isn't enough information available to actually perform the API call.

Your role is to assess if the AI Assistant's reasoning for being unable to create the API call is valid.

If the necessary information is available in the APIs and conversations but the AI Assistant claims it isn't, or if the AI Assistant states that unnecessary information to call API is required, you should judge the response as incorrect.

Output "Correct" if the AI Assistant's reasoning is valid, and "Wrong" if it is not.

[User Prompt]

[Conversation Begins]

{conversation}

[Conversation Ends]

[List of APIs Begins]

{api_list}

[List of APIs Ends]

[AI Assistant Explanation Begins]

{explanation}

[AI Assistant Explanation Ends]

Figure 26: Prompt template of Judge LLM.

[System Prompt]

I will provide you with a user's query, and you should assess, based on your own capabilities, whether the current information is sufficient to generate API calls for addressing the user's query. The information includes (a) conversation between user and AI (you), (b) the list of available APIs and (c) the previous API call made to address the user's request (if applicable). You can't use APIs other than the given APIs. Based on the given query, if you think you can successfully address the user's request by making an API call, please respond with "Yes"; otherwise, respond with "No".

[User Prompt]

Here is the previous conversation between User and AI (you):

[Conversation Begins]

{conversation}

[Conversation Ends]

Here is the list of available APIs:

[List of APIs Begins]

{api_list}

[List of APIs Ends]

This is not your first attempt, and the previous attempt has failed.

In your previous attempt, you determined that you could create an API call to address user's request, and you created an API Call in subsequent steps.

Before determining if you can now address the user's request with an API call, you must review and analyze the API calls you have previously made:

[Previous API Call Begins]

{api_call}

[Previous API Call Ends]

Can you address the user's request by making an API call now?

Please answer in "Yes" or "No".

Figure 27: Prompt Template of tool invocation feedback for API invocation error. We use the same prompt for error in utterance removal and the complete scenario. Both receive information about an erroneous API call result and are asked whether the API call is currently feasible.

[System Prompt]

I will provide you with a user's query, and you should assess, based on your own capabilities, whether the current information is sufficient and appropriate to answer the user's query. The information includes (a) conversation between user and AI (you), (b) the list of available APIs, and (c) the API call generated by AI(you) in the previous step to address the user's query. No API other than the given API is available. Based on the given information, if you think you can provide an appropriate answer to user's request, please response with "Yes"; otherwise, respond with "No".

[User Prompt]

Here is the previous conversation between User and AI (you):

[Conversation Begins]

{conversation}

[Conversation Ends]

Here is the list of available APIs:

[List of APIs Begins]

{api_list}

[List of APIs Ends]

Here is the API calls you have previously made

[Previous API Call Begins]

{api_call}

[Previous API Call Ends]

Can you provide an appropriate answer to the user now?

Please answer in "Yes" or "No".

Figure 28: Prompt Template of tool invocation feedback for hallucination.

[System Prompt]

You are an AI assistant tasked with addressing the user's query based on the provided conversation history (1 to t). Your goal is to respond to the user's query in step t+1.

You may use the given API descriptions to assist in your response.

If you choose to call an API, format the output as [ApiName(key1='value1', key2='value2', ...)], where ApiName is the actual API name and the keys and values are the corresponding parameters.

In this case, ensure that your output begins with a square bracket "[" and ends with a square bracket "]".

[User Prompt]

Here is the previous conversation between User and AI (you):

[Conversation Begins]

{conversation}

[Conversation Ends]

Here is the list of available APIs:

[List of APIs Begins]

{api_list}

[List of APIs Ends]

Figure 29: Prompt Template of implicit evaluation of LLMs with free-form generation.