

Shape Optimization of Supercapacitor Electrode to Maximize Charge Storage*

Jiajie Li [†]Shenggao Zhou [‡]Shengfeng Zhu [§]

May 13, 2025

Abstract

This work proposes a shape optimization approach for electrode morphology to maximize charge storage in supercapacitors. The ionic distributions and electric potential are modeled by the steady-state Poisson–Nernst–Planck system. Shape sensitivity analysis is performed to derive the Eulerian derivative in both volumetric and boundary expressions. An optimal electrode morphology is obtained through gradient flow algorithms. The steady-state Poisson–Nernst–Planck system is efficiently solved by the Gummel fixed-point scheme with finite-element discretization, in which exponential coefficients with large variation are tackled with inverse averaging techniques. Extensive numerical experiments are performed to demonstrate the effectiveness of the proposed optimization model and corresponding numerical methods in enhancing charge storage in supercapacitors. It is expected that the proposed shape optimization approach provides a promising tool in the design of electrode morphology from a perspective of charge storage enhancement.

Keywords: Shape optimization, sensitivity analysis, gradient flow, supercapacitors, charge storage

1 Introduction

The intense demand for clean energy has greatly driven the development of electrochemical technologies. Supercapacitors [44], also known as electric double layer capacitors, are promising electrical energy storage devices with wide application spectrum including regenerative braking, energy harvesting, purification, and electric vehicles [1, 23]. In contrast to traditional dielectric capacitors, supercapacitors, which store electric energy in electric double layers (EDLs) forming at electrode-electrolyte interface, can achieve significantly larger energy densities due to small charge separation in nanoscale EDLs [13]. Such storage mechanism that is absent of chemical reactions brings several unique features, such as higher charging/discharging efficiency, higher power density, and longer cycle life [3, 10, 34, 60, 66, 67].

Optimal shape design has witnessed significant achievements in computational fluid dynamics [46], structural mechanics [2, 5, 6], acoustics [47], and photonic crystals [14], etc. Shape optimization has various applications in electrochemistry as well [17, 45, 48, 61, 63]. For example, the design of vanadium redox flow batteries [61] was investigated for rechargeable batteries in the storage system of renewable energy resources aiming for low carbon emissions. A topology optimization framework was established for designing porous electrodes with a hierarchy of length scales for low-conductivity materials [50]. The level set method [33] was used for the design of anodes placed in an electroplating bath to achieve uniform deposition thickness. The optimized meso-scale structure for the electrolyte-anode interfaces of solid oxide fuel cells showed distinguished features [48]. The topological design of surface electrode distribution over piezoelectric sensors/actuators attached to a thin-walled shell structure was investigated [68] to reduce the sound radiation in an unbounded acoustic domain. Numerical methods for seeking optimal shape design include moving asymptotes [9, 36], threshold dynamics method [11, 12], phase field method [35, 40, 64], and moving morphable components [26], etc. However, it is worth noting that the governing system for modeling shape design in electrochemistry has been much simplified in literature. For instance, the detailed description of spatio-temporal distribution of ionic concentrations has been neglected and the governing system involves only the Poisson’s equation for the chemical potential; e.g., [33, 48, 50].

*This work was supported in part by the National Key Basic Research Program under grant 2022YFA1004402, National Key R&D Program of China (pp. 2023YFF1204201), the National Natural Science Foundation of China under grant (pp. 12401534, pp. 12471377, and pp. 12171319), the China Postdoctoral Science Foundation (pp. 2024M751947), the Postdoctoral Fellowship Program (Grade B) of China Postdoctoral Science Foundation (pp. GZB20240436), and the Science and Technology Commission of Shanghai Municipality (pp. 22ZR1421900 and 22DZ2229014).

[†]School of Mathematical Sciences, MOE-LSC, CMA-Shanghai, and Shanghai Center for Applied Mathematics, Shanghai Jiao Tong University, Shanghai, China. E-mail: lijiajie199477@sjtu.edu.cn

[‡]School of Mathematical Sciences, MOE-LSC, CMA-Shanghai, and Shanghai Center for Applied Mathematics, Shanghai Jiao Tong University, Shanghai, China. Email: sgzhou@sjtu.edu.cn

[§]Key Laboratory of MEA (Ministry of Education) & Shanghai Key Laboratory of Pure Mathematics and Mathematical Practice & School of Mathematical Sciences, East China Normal University, Shanghai 200241, China. E-mail: sfzhu@math.ecnu.edu.cn

Ion transport in supercapacitors under electric fields has been successfully described by the well-known Poisson–Nernst–Planck (PNP) theory [59, 62]. In such a theory, the electrodiffusion of ions is modeled by the Nernst–Planck equations under the gradient of electric potential, which in turn is governed by the Poisson’s equation with charge sources stemming from mobile ions. In equilibrium, the ionic distribution in EDLs, in which charges are mainly stored in supercapacitors, can be described by the steady-state PNP system. Empirically, the charge storage, or energy density, can be enhanced with high electrode-electrolyte interface area to volume ratio, as larger electrode-electrolyte surface area allows more EDLs [31, 41, 58]. Sensitivity analysis was performed for the PNP system’s solution with respect to (w.r.t.) physical coefficients [22]. To the best of our knowledge, however, sensitivity analysis of the PNP system’s solution w.r.t. geometric perturbations has not been studied for shape optimization in literature. In this work, we propose a shape optimization approach to maximize charge storage in supercapacitors through optimizing the electrode-electrolyte interface morphology. The total charge in a supercapacitor is optimized as an objective under the constraint of the steady-state PNP system, which has not been fully studied in previous works on optimal shape design in electrochemistry.

For the sensitivity analysis of shape optimization, the *Eulerian derivative* of a *shape functional* can be derived via the velocity method [54]. The *Eulerian derivative* is typically expressed in a boundary or domain formulation [56] (see, e.g., [39, 69]). The former, characterized by the Hadamard-Zol’esio structure theorem [16], is popular due to its concise formula. Variational numerical methods based on *Eulerian derivative* can perform shape changes in shape design [24, 27, 38, 70]. The derivation of *Eulerian derivative* in boundary formulation involving extra introduction of the shape derivative thus requires more regularity on the computational domain. By the function space parametrization [16], the differentiability of the saddle point of a functional with respect to a real parameter gives explicit expressions of the Eulerian derivative in domain formulation.

To numerically solve the PNP system, structure-preserving numerical methods that are able to preserve positivity of ionic concentrations and energy stability have been developed in literature [18, 30, 42, 53], especially for the case of large convection [20, 21]. One of the most popular numerical schemes to solve steady-state PNP system is the Gummel fixed-point scheme [25, 43] which features excellent convergence properties even with a rough initial guess. By introducing the Slotboom transformation, the Gummel fixed-point scheme involves solving a semi-linear Poisson–Boltzmann type of equation for electric potential and the decoupled continuity equation for ionic concentration alternately. The inverse averaging on exponential coefficients for the decoupled continuity equation in finite element discretization has been proposed both in 2d [8] and 3d [65], to overcome numerical instability caused by strong convection. The quality of the computational mesh is essential to obtain accurate approximations of ionic concentration and electric potential [8, 49]. During shape evolution, a smooth descent direction calculated by a Cauchy-Riemann type gradient flow [32, 38] or H^1 gradient flow [70] with uniform remeshing is used to keep the mesh shape regular and quasi-uniform.

The rest of the paper is organized as follows. In Section 2, we briefly recall the PNP system in a dimensionless form. Then we build the shape optimization model to maximize total charge storage subject to a volume constraint. In Section 3, we utilize the framework of the velocity method to perform shape sensitivity analysis by introducing a corresponding adjoint system. In Section 4, a shape gradient algorithm is proposed by solving gradient flows to move the domain in a descent direction while preserving the quality of the mesh. In Section 5, we develop finite-element discretization of the state, the adjoint, and the gradient flow. In Section 6, various numerical experiments in 2d and 3d spaces are presented to demonstrate the effectiveness of the proposed algorithm.

2 Shape optimization model

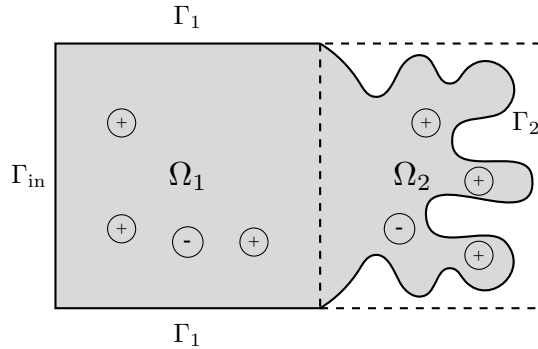


Figure 1: Schematic illustration of a supercapacitor model with binary electrolytes. The bulk electrolyte domain Ω_1 with boundaries Γ_1 and Γ_{in} interconnects the domain Ω_2 with a design boundary Γ_2 that is the electrolyte-electrode interface.

Let $\Omega \subset \mathbb{R}^d$ ($d = 2, 3$) be an open bounded domain with Lipschitz boundary $\partial\Omega$. The domain Ω under consideration consists of two subdomains: $\overline{\Omega} = \overline{\Omega}_1 \cup \overline{\Omega}_2$ with disjoint boundaries satisfying $\partial\Omega = \overline{\Gamma_{\text{in}}} \cup \overline{\Gamma_1} \cup \overline{\Gamma_2}$; cf. Fig. 1. Denote by $\phi : \Omega \rightarrow \mathbb{R}$ the electric potential function and $c_i : \Omega \rightarrow \mathbb{R}$ ($i = 1, 2, \dots, N$) the ionic concentration of the i -th species with valence $z_i \in \mathbb{R}$, where $N \in \mathbb{N}^+$ denotes the number of ionic species. Consider a boundary value problem of a steady-state Poisson–Nernst–Planck (PNP) system in a dimensionless form [59, 62]

$$\begin{cases} -\nabla \cdot (\nabla c_i + z_i c_i \nabla \phi) = 0, & i = 1, 2, \dots, N, & \text{in } \Omega, \\ -\epsilon \Delta \phi = \mathbf{z}^T \mathbf{c}, & & \text{in } \Omega, \\ \mathbf{c} = \mathbf{c}^\infty, & & \text{on } \Gamma_{\text{in}}, \\ \frac{\partial c_i}{\partial \mathbf{n}} + z_i c_i \frac{\partial \phi}{\partial \mathbf{n}} = 0, & i = 1, 2, \dots, N, & \text{on } \Gamma_1 \cup \Gamma_2, \\ \frac{\partial \phi}{\partial \mathbf{n}} = 0, & & \text{on } \Gamma_{\text{in}} \cup \Gamma_1, \\ \phi = g, & & \text{on } \Gamma_2, \end{cases} \quad (1)$$

where $\mathbf{c} = [c_1, c_2, \dots, c_N]^T$, $\mathbf{c}^\infty = [c_1^\infty, c_2^\infty, \dots, c_N^\infty]^T$, $\mathbf{z} = [z_1, z_2, \dots, z_N]^T$, $\epsilon > 0$ is a dimensionless rescaled dielectric constant, and \mathbf{n} is an outward unit normal on the boundary. Here no-flux boundary conditions are imposed on Γ_1 and Γ_2 . The Dirichlet boundary conditions on Γ_{in} are imposed for the ionic concentrations with $c_i^\infty : \Gamma_{\text{in}} \rightarrow \mathbb{R}^+$ being the bulk concentrations to describe that the supercapacitor is connected to an ionic reservoir with constant concentrations. For the electric potential, homogeneous Neumann boundary conditions are imposed on $\Gamma_{\text{in}} \cup \Gamma_1$ and Dirichlet boundary condition is imposed on Γ_2 with given boundary data $g \in H^1(\mathbb{R}^d)$. For metal electrodes, it is reasonable to assume that the boundary data g of the electric potential is a uniform constant.

With ionic concentrations governed by the steady-state PNP system (1), let the integral $\int_\Omega \mathbf{z}^T \mathbf{c} \, dx$ represent the total net charge stored in a supercapacitor. It is of practical interest for electrochemical energy storage devices to maximize the total net charge [4, 51, 41]. We here consider fixed boundaries Γ_{in} and Γ_1 for the bulk domain and optimize the electrolyte-electrode interface Γ_2 , at which the formed electric double layers account for the main net charge storage. Generally, the shape optimization model is not well-posed without geometric constraints (e.g., volume or perimeter). To maximize charge storage, the following volume-constrained shape optimization model is considered:

$$\min_{\Omega \in \mathcal{U}_{ad}} \mathcal{J}(\Omega, \mathbf{c}(\Omega)), \quad (2)$$

where

$$\mathcal{J}(\Omega, \mathbf{c}(\Omega)) = \int_\Omega \sum_{i=1}^N j(c_i) \, dx, \quad (3)$$

with $j(c_i) = -z_i c_i$. Here $\mathbf{c} = \mathbf{c}(\Omega)$ is the solution to the system (1) and the admissible set reads

$$\mathcal{U}_{ad} = \{\Omega \subset \mathbb{R}^d : \mathcal{P}_1(\Omega) = \mathcal{C}_1, \Omega \text{ is Lipschitz, } \Gamma_{\text{in}} \cup \Gamma_1 \text{ is fixed}\},$$

where $\mathcal{P}_1(\Omega)$ is the geometric Lebesgue measure of Ω and $\mathcal{C}_1 > 0$ is a prescribed number. For the sake of readers' convenience, Table 1 lists all the technical parameters used in the PNP system and the following Algorithm 1.

3 Shape sensitivity analysis

In this section, we perform *shape sensitivity analysis* using the velocity method [16, 54] to derive Eulerian derivatives in both volumetric and boundary expressions. Standard notations for Sobolev spaces are used in the following. Introduce scalar sets $H_{\Gamma_2, d}^1(\Omega) := \{w \in H^1(\Omega) | w = g \text{ on } \Gamma_2\}$ for the electric potential and $H_{\Gamma_{\text{in}}, i}^1(\Omega) := \{w \in H^1(\Omega) | w = c_i^\infty \text{ on } \Gamma_{\text{in}}\}$ ($i = 1, 2, \dots, N$) for each ionic concentration function c_i , and $\mathbf{H}_{\Gamma_{\text{in}}, d}^1(\Omega) := H_{\Gamma_{\text{in}}, 1}^1(\Omega) \times H_{\Gamma_{\text{in}}, 2}^1(\Omega) \times \dots \times H_{\Gamma_{\text{in}}, N}^1(\Omega)$ for vectors of concentration functions. Let $H_{\Gamma_{\text{in}}, 0}^1(\Omega) := \{w \in H^1(\Omega) | w = 0 \text{ on } \Gamma_{\text{in}}\}$ and $H_{\Gamma_2, 0}^1(\Omega) := \{w \in H^1(\Omega) | w = 0 \text{ on } \Gamma_2\}$ be two subspaces of $H^1(\Omega)$. Introduce a Sobolev space $\mathbf{H}^1(\Omega) := [H^1(\Omega)]^N$ and its subspace $\mathbf{H}_{\Gamma_{\text{in}}, 0}^1(\Omega) := \{\mathbf{w} \in \mathbf{H}^1(\Omega) | \mathbf{w} = \mathbf{0} \text{ on } \Gamma_{\text{in}}\}$.

Let $\boldsymbol{\theta} \in C([0, \tau_0]; \mathcal{D}^1(\mathbb{R}^d, \mathbb{R}^d))$ be a velocity field, with a sufficiently small $\tau_0 > 0$, characterizing morphology deformation over the whole domain, where $\mathcal{D}^1(\mathbb{R}^d, \mathbb{R}^d)$ denotes the space of all continuously differentiable functions with compact support in \mathbb{R}^d . For each $0 < t < \tau_0$, we denote $\boldsymbol{\theta}(t)(\mathbf{x}) := \boldsymbol{\theta}(t, \mathbf{x}) \in \mathcal{D}^1(\mathbb{R}^d, \mathbb{R}^d)$. For a given $\mathbf{X} \in \mathbb{R}^d$, it generates a family of transformations

$$T_t(\boldsymbol{\theta})(\mathbf{X}) = \mathbf{x}(t, \mathbf{X}),$$

Terminologies	Nomenclature
c_i	ionic concentration
ϕ	electric potential
z_i	valence of the i -th species
ϵ	dimensionless rescaled dielectric constant
t	time variable
T_t	domain mapping
$\boldsymbol{\theta}$	velocity field
s_i	adjoint ionic concentration
ψ	adjoint electric potential
l	Lagrange multiplier
β	penalty parameter for volume constraint
\mathcal{C}_1	target volume
ϵ_0	diffusion parameter in H^1 gradient flow
α	penalty parameter in C-T gradient flow
τ	stopping tolerance for solving the PNP system
δ_k	step size for mesh movement
M	penalty parameter for descent direction
γ	penalty parameter for perimeter control
ϵ	rescaled dielectric constant
c_i^∞	bulk concentrations
g	electric potential on boundaries

Table 1: Terminologies concerning the PNP system and gradient flow in the Algorithm 1.

through the following dynamical system:

$$\begin{cases} \frac{d\mathbf{x}}{dt}(t, \mathbf{X}) = \boldsymbol{\theta}(t, \mathbf{x}(t, \mathbf{X})), & t \in (0, \tau_0), \\ \mathbf{x}(0, \mathbf{X}) = \mathbf{X}, & t = 0. \end{cases}$$

The transformed domain $T_t(\boldsymbol{\theta})(\Omega)$ is referred to as Ω_t . We introduce the following definitions related to shape calculus.

Definition 3.1. [16, 28, 54] Let $\mathcal{J}(\Omega, \mathbf{c}(\Omega))$ be a shape functional $\mathcal{J}(\cdot, \mathbf{c}(\cdot)) : \Omega \mapsto \mathbb{R}$ and $\boldsymbol{\theta} \in C([0, \tau_0]; \mathcal{D}^1(\mathbb{R}^d, \mathbb{R}^d))$ be a velocity field.

- The Eulerian derivative of $\mathcal{J}(\Omega, \mathbf{c}(\Omega))$ at Ω in the direction $\boldsymbol{\theta}$ is defined by

$$d\mathcal{J}(\Omega; \boldsymbol{\theta}) := \lim_{t \rightarrow 0^+} \frac{\mathcal{J}(\Omega_t, \mathbf{c}(\Omega_t)) - \mathcal{J}(\Omega, \mathbf{c}(\Omega))}{t}.$$

Denote by $d_V \mathcal{J}(\Omega; \boldsymbol{\theta})$ and $d_S \mathcal{J}(\Omega; \boldsymbol{\theta})$ the volume expression and the surface expression of the Eulerian derivative, respectively.

- The material derivative of a scalar state variable $w \in H^1(\Omega)$ in the direction $\boldsymbol{\theta}$ is defined by

$$\dot{w}(\Omega; \boldsymbol{\theta}) := \lim_{t \rightarrow 0^+} \frac{w(\Omega_t) \circ T_t(\Omega) - w(\Omega)}{t}.$$

- The shape derivative of w in the direction $\boldsymbol{\theta}$ is defined by

$$w'(\Omega; \boldsymbol{\theta}) := \dot{w}(\Omega; \boldsymbol{\theta}) - \nabla w \cdot \boldsymbol{\theta}(0).$$

For a vector state variable $\mathbf{w} := [w_1, w_2, \dots, w_N]^T$, its material derivative, denoted by $\dot{\mathbf{w}}$, is defined by the material derivative of each component, i.e., $\dot{\mathbf{w}} := [\dot{w}_1, \dot{w}_2, \dots, \dot{w}_N]^T$. Similarly, for a vector state variable $\mathbf{w} := [w_1, w_2, \dots, w_N]^T$, its shape derivative is defined by

$$\mathbf{w}' := [w'_1, w'_2, \dots, w'_N]^T.$$

Assume that the boundary is sufficiently smooth enough. Then tangential gradient and divergence operators can be defined as follows:

Definition 3.2. Let Ω be of C^2 class with the unit outward normal vector \mathbf{n} on $\partial\Omega$. Suppose that $U \subset \mathbb{R}^d$ is an open bounded set such that $\Omega \subset \subset U$.

- The tangential divergence of a vector variable $\mathbf{w} \in C^1(U; \mathbb{R}^d)$ along the boundary $\partial\Omega$ is defined by

$$\operatorname{div}_\Gamma \mathbf{w} := \operatorname{div} \mathbf{w} - \mathbf{n}^T \mathbf{D} \mathbf{w} \mathbf{n},$$

where $\operatorname{div}(\cdot)$ and $\mathbf{D}(\cdot)$ are the standard divergence and vector gradient operators defined over $\mathbf{H}^1(U)$, respectively.

- The tangential gradient ∇_Γ of a scalar variable $w \in C^1(U; \mathbb{R})$ on the boundary $\partial\Omega$ is defined by

$$\nabla_\Gamma w := \nabla w - \frac{\partial w}{\partial \mathbf{n}} \mathbf{n}.$$

Proposition 3.3. [28] For a deformation field $\boldsymbol{\theta} = [\theta_1, \theta_2, \dots, \theta_d]^T \in W^{1,\infty}(\Omega)^d$, the following results hold

$$\begin{aligned} (1) \quad DT_t|_{t=0} &= \operatorname{Id}, & (2) \quad \frac{d}{dt} T_t \Big|_{t=0} &= \boldsymbol{\theta}, \\ (3) \quad \frac{d}{dt} DT_t \Big|_{t=0} &= \mathbf{D}\boldsymbol{\theta} = \left(\frac{\partial \theta_i}{\partial x_j} \right)_{i,j=1}^d, & (4) \quad \frac{d}{dt} DT_t^T \Big|_{t=0} &= \mathbf{D}\boldsymbol{\theta}^T, \\ (5) \quad \frac{d}{dt} (DT_t^{-1}) \Big|_{t=0} &= -\mathbf{D}\boldsymbol{\theta}, & (6) \quad \frac{d}{dt} J_t \Big|_{t=0} &= \operatorname{div} \boldsymbol{\theta}, \end{aligned}$$

where Id is an identity matrix and $J_t = \det(DT_t)$ denotes the determinant of the Jacobian.

In shape optimization, apart from geometric constraints, the problem generally involves physical state constraints. Treating the state system as an equality constraint and using the Lagrange multiplier method typically yields dual variables that are solutions of an adjoint system. For ease of presentation of shape sensitivity analysis, we assume that the potential ϕ has zero boundary conditions on Γ_2 . Otherwise, one can replace the original potential function with $\phi - g$ in (1) to obtain the homogeneous Dirichlet boundary condition on Γ_2 , since the Dirichlet data g is a constant defined over the whole \mathbb{R}^d .

Lemma 3.4. Suppose that $(\mathbf{c}, \phi) \in \mathbf{H}_{\Gamma_{\text{in}},d}^1(\Omega) \times H_{\Gamma_2,0}^1(\Omega)$ is the solution of PNP system (1). The adjoint system to the optimization problem (2) constrained by (1) is to find a weak solution $(\mathbf{s}, \psi) \in \mathbf{H}_{\Gamma_{\text{in}},0}^1(\Omega) \times H_{\Gamma_2,0}^1(\Omega)$ satisfying the following boundary value problem

$$\left\{ \begin{array}{ll} -\Delta s_i + z_i \nabla \phi \cdot \nabla s_i + z_i \psi = j'(c_i), \quad i = 1, 2, \dots, N, & \text{in } \Omega, \\ -\epsilon \Delta \psi = -\sum_{i=1}^N \nabla \cdot (z_i c_i \nabla s_i), & \text{in } \Omega, \\ \mathbf{s} = 0, & \text{on } \Gamma_{\text{in}}, \\ \frac{\partial s_i}{\partial \mathbf{n}} = 0, & \text{on } \Gamma_1 \cup \Gamma_2, \\ \psi = 0, & \text{on } \Gamma_2, \\ \epsilon \frac{\partial \psi}{\partial \mathbf{n}} = \sum_{i=1}^N z_i c_i \frac{\partial s_i}{\partial \mathbf{n}}, & \text{on } \Gamma_{\text{in}} \cup \Gamma_1. \end{array} \right. \quad (4)$$

Proof. By the weak formulation of the PNP system (1), we define a functional

$$\mathcal{G}(\Omega, \mathbf{c}, \phi, \mathbf{s}, \psi) := \sum_{i=1}^N \int_{\Omega} (\nabla c_i + z_i c_i \nabla \phi) \cdot \nabla s_i \, dx - \int_{\Omega} \epsilon \nabla \phi \cdot \nabla \psi - \mathbf{z}^T \mathbf{c} \psi \, dx, \quad (5)$$

where the test functions $(\mathbf{s}, \psi) \in \mathbf{H}_{\Gamma_{\text{in}},0}^1(\Omega) \times H_{\Gamma_2,0}^1(\Omega)$. Then we introduce a Lagrangian

$$\mathcal{L}(\Omega, \mathbf{c}, \phi, \mathbf{s}, \psi) := \mathcal{J}(\Omega, \mathbf{c}(\Omega)) - \mathcal{G}(\Omega, \mathbf{c}, \phi, \mathbf{s}, \psi). \quad (6)$$

A saddle point of \mathcal{L} is characterized by

$$\frac{\partial \mathcal{L}}{\partial s_i}(\delta s_i) = \frac{\partial \mathcal{L}}{\partial \psi}(\delta \psi) = 0 \quad \forall \delta \mathbf{s} = [\delta s_1, \delta s_2, \dots, \delta s_N] \in \mathbf{H}_{\Gamma_{\text{in}},0}^1(\Omega) \quad \forall \delta \psi \in H_{\Gamma_2,0}^1(\Omega), \quad (7)$$

$$\frac{\partial \mathcal{L}}{\partial c_i}(\delta c_i) = \frac{\partial \mathcal{L}}{\partial \phi}(\delta \phi) = 0 \quad \forall \delta \mathbf{c} = [\delta c_1, \delta c_2, \dots, \delta c_N] \in \mathbf{H}_{\Gamma_{\text{in}},0}^1(\Omega) \quad \forall \delta \phi \in H_{\Gamma_2,0}^1(\Omega). \quad (8)$$

Eq. (7) corresponds to the weak formulation of PNP system (1) with $g = 0$, and Eq. (8) implies an adjoint state system that we shall derive in the following.

The Fréchet derivative of the Lagrangian (6) with respect to each concentration yields the first-order necessary optimality condition

$$\begin{aligned} 0 &= \frac{\partial \mathcal{L}}{\partial \tilde{c}_i}(\delta c_i) \\ &= \int_{\Omega} -j'(c_i)\delta c_i + (\nabla \delta c_i + z_i \delta c_i \nabla \phi) \cdot \nabla s_i \, dx + \int_{\Omega} z_i \delta c_i \psi \, dx \\ &= \int_{\Omega} -j'(c_i)\delta c_i - \Delta s_i \delta c_i + z_i \nabla \phi \cdot \nabla s_i \delta c_i + z_i \psi \delta c_i \, dx + \int_{\partial \Omega} \frac{\partial s_i}{\partial \mathbf{n}} \delta c_i \, ds \quad \forall \delta c_i \in H_{\Gamma_{\text{in}},0}^1(\Omega), \end{aligned}$$

which further implies that

$$\begin{cases} -\Delta s_i + z_i \nabla \phi \cdot \nabla s_i + z_i \psi = j'(c_i), & \text{in } \Omega, \\ \frac{\partial s_i}{\partial \mathbf{n}} = 0, & \text{on } \Gamma_1 \cup \Gamma_2, \\ s_i = 0, & \text{on } \Gamma_{\text{in}}. \end{cases}$$

The Fréchet derivative of the Lagrangian (6) w.r.t. the electric potential leads to the optimality condition

$$\begin{aligned} 0 &= \frac{\partial \mathcal{L}}{\partial \phi}(\delta \phi) \\ &= \sum_{i=1}^N \int_{\Omega} z_i c_i \nabla \delta \phi \cdot \nabla s_i \, dx - \int_{\Omega} \epsilon \nabla \delta \phi \cdot \nabla \psi \, dx, \\ &= \int_{\Omega} -\sum_{i=1}^N \nabla \cdot (z_i c_i \nabla s_i) \delta \phi + \epsilon \Delta \psi \delta \phi \, dx + \int_{\Gamma_{\text{in}} \cup \Gamma_1} \left(\sum_{i=1}^N z_i c_i \frac{\partial s_i}{\partial \mathbf{n}} - \epsilon \frac{\partial \psi}{\partial \mathbf{n}} \right) \delta \phi \, ds \quad \forall \delta \phi \in H_{\Gamma_2,0}^1(\Omega), \end{aligned}$$

which further yields that

$$\begin{cases} -\epsilon \Delta \psi = -\sum_{i=1}^N \nabla \cdot (z_i c_i \nabla s_i), & \text{in } \Omega, \\ \psi = 0, & \text{on } \Gamma_2, \\ \sum_{i=1}^N z_i c_i \frac{\partial s_i}{\partial \mathbf{n}} - \epsilon \frac{\partial \psi}{\partial \mathbf{n}} = 0, & \text{on } \Gamma_{\text{in}} \cup \Gamma_1. \end{cases}$$

This completes the derivation of the adjoint system (4). \square

The shape sensitivity analysis is based on the framework of the Lagrangian method [16] by introducing a Lagrangian to convert the original constrained optimization problem into a saddle point problem. We introduce the following *function space parametrization* method; cf. [16, Section 5.3]. For both the state and adjoint state functions defined on the perturbed domain Ω_t , we have the following parametrization

$$H^1(\Omega_t) = \{\phi \circ T_t^{-1} : \phi \in H^1(\Omega)\},$$

where t is small enough such that T_t and T_t^{-1} are diffeomorphisms. Lagrangian methods in shape optimization allow us to compute the Eulerian derivative of the shape functional depending on the solution of the governing system without the need to calculate the material derivative of state variables. For any vector functions $\mathbf{w} = [w_1, w_2, \dots, w_N]^T$ and $\mathbf{y} = [y_1, y_2, \dots, y_N]^T$, the Frobenius inner products for gradients and tangential gradients are defined by $\mathbf{D}\mathbf{w} : \mathbf{D}\mathbf{y} := \sum_{i=1}^N \nabla w_i \cdot \nabla y_i$ and $\mathbf{D}_{\Gamma}\mathbf{w} : \mathbf{D}_{\Gamma}\mathbf{y} := \sum_{i=1}^N \nabla_{\Gamma} w_i \cdot \nabla_{\Gamma} y_i$, respectively.

Theorem 3.5. *Let the Ω be a bounded domain with a Lipschitz continuous boundary. Suppose that $(\mathbf{c}, \phi) \in \mathbf{H}_{\Gamma_{\text{in}},d}^1(\Omega) \times H_{\Gamma_2,0}^1(\Omega)$ is the solution of (1) and $(\mathbf{s}, \psi) \in \mathbf{H}_{\Gamma_{\text{in}},0}^1(\Omega) \times H_{\Gamma_2,0}^1(\Omega)$ is the solution of the adjoint problem (4). Then the Eulerian derivative of the shape functional (3) in domain expression reads*

$$\mathrm{d}_{\mathbf{y}} \mathcal{J}(\Omega, \boldsymbol{\theta}) = \int_{\Omega} (-\mathbf{z}^T \mathbf{c} \psi - \mathbf{z}^T \mathbf{c}) \operatorname{div} \boldsymbol{\theta} + M(\boldsymbol{\theta}) \mathbf{D} \mathbf{c} : \mathbf{D} \mathbf{s} + M(\boldsymbol{\theta}) \mathbf{D} \Phi : (\mathbf{D} \mathbf{s} \mathbf{Z} \mathbf{C}) + \epsilon M(\boldsymbol{\theta}) \nabla \phi \cdot \nabla \psi \, dx, \quad (9)$$

where the matrix function $M(\boldsymbol{\theta}) := \operatorname{div} \boldsymbol{\theta} \operatorname{Id} - \mathbf{D} \boldsymbol{\theta}^T - \mathbf{D} \boldsymbol{\theta}$ and

$$\mathbf{Z} := \operatorname{diag}[z_1, z_2, \dots, z_N], \quad \mathbf{C} := \operatorname{diag}[c_1, c_2, \dots, c_N], \quad \Phi := [\phi, \phi, \dots, \phi]^T \in [H_{\Gamma_2,d}^1(\Omega)]^N, \quad (10)$$

with diag denoting a diagonal matrix formed by a vector and Id being the identity matrix.

Proof. We formally present the derivation of Eulerian derivative below. Define the Lagrangian with Lagrange multipliers:

$$\mathcal{L}(\Omega, \mathbf{c}, \phi, \mathbf{s}, \psi) = \sum_{i=1}^N \int_{\Omega} j(c_i) dx + \sum_{i=1}^N \int_{\Omega} (\nabla c_i + z_i c_i \nabla \phi) \cdot \nabla s_i dx + \int_{\Omega} \epsilon \nabla \phi \cdot \nabla \psi - \mathbf{z}^T \mathbf{c} \psi dx,$$

where (\mathbf{c}, ϕ) is the solution of (1) and (\mathbf{s}, ψ) are adjoint variables governed by (4). Then the Lagrangian \mathcal{L} on the perturbed domain Ω_t reads

$$\mathcal{L}(\Omega_t, \mathbf{c}_t, \phi_t, \mathbf{s}_t, \psi_t) = \sum_{i=1}^N \int_{\Omega_t} j(c_{i,t}) dx + \sum_{i=1}^N \int_{\Omega_t} (\nabla c_{i,t} + z_i c_{i,t} \nabla \phi_t) \cdot \nabla s_{i,t} dx + \int_{\Omega_t} \epsilon \nabla \phi_t \cdot \nabla \psi_t - \sum_{i=1}^N z_i c_{i,t} \psi_t dx,$$

where $c_{i,t} = c_i \circ T_t^{-1}$, $s_{i,t} = s_i \circ T_t^{-1}$, $\phi_t = \phi \circ T_t^{-1}$, and $\psi_t = \psi \circ T_t^{-1}$ with $c_i \in H_{\Gamma_{\text{in}},i}^1(\Omega)$, $s_i \in H_{\Gamma_{\text{in}},0}^1(\Omega)$, $\phi \in H_{\Gamma_2,0}^1(\Omega)$, and $\psi \in H_{\Gamma_2,0}^1(\Omega)$. We next define

$$\tilde{\mathcal{L}}(t, \mathbf{c}, \phi, \mathbf{s}, \psi) = \mathcal{L}(\Omega_t, \mathbf{c} \circ T_t^{-1}, \phi \circ T_t^{-1}, \mathbf{s} \circ T_t^{-1}, \psi \circ T_t^{-1}).$$

By definition, $\tilde{\mathcal{L}}(t, \cdot)$ is given by

$$\begin{aligned} \tilde{\mathcal{L}}(t, \mathbf{c}, \phi, \mathbf{s}, \psi) &= \sum_{i=1}^N \int_{\Omega_t} -z_i(c_i \circ T_t^{-1}) dx + \sum_{i=1}^N \int_{\Omega_t} [\nabla(c_i \circ T_t^{-1}) + z_i(c_i \circ T_t^{-1}) \nabla(\phi \circ T_t^{-1})] \cdot \nabla(s_i \circ T_t^{-1}) dx \\ &\quad + \int_{\Omega_t} \epsilon \nabla(\phi \circ T_t^{-1}) \cdot \nabla(\psi \circ T_t^{-1}) - \sum_{i=1}^N z_i(c_i \circ T_t^{-1})(\psi \circ T_t^{-1}) dx. \end{aligned} \tag{11}$$

Rewriting this functional on the fixed domain Ω by using the transformation T_t gives

$$\begin{aligned} \tilde{\mathcal{L}}(t, \mathbf{c}, \phi, \mathbf{s}, \psi) &= \int_{\Omega} -\mathbf{z}^T \mathbf{c} J_t dx + \sum_{i=1}^N \int_{\Omega} \mathcal{A}(t) \nabla c_i \cdot \nabla s_i + z_i \mathcal{A}(t) c_i \nabla \phi \cdot \nabla s_i dx \\ &\quad + \int_{\Omega} \epsilon \mathcal{A}(t) \nabla \phi \cdot \nabla \psi - \mathbf{z}^T \mathbf{c} \psi J_t dx, \end{aligned}$$

where $\mathcal{A}(t) = J_t [DT_t]^{-1} [DT_t]^{-T}$. Taking derivative of $\tilde{\mathcal{L}}(t, \cdot)$ with respect to t yields

$$\begin{aligned} \partial_t \tilde{\mathcal{L}}(t, \mathbf{c}, \phi, \mathbf{s}, \psi) &= \int_{\Omega} -\mathbf{z}^T \mathbf{c} J'_t dx + \sum_{i=1}^N \int_{\Omega} \mathcal{A}'(t) \nabla c_i \cdot \nabla s_i + z_i \mathcal{A}'(t) c_i \nabla \phi \cdot \nabla s_i dx \\ &\quad + \int_{\Omega} \epsilon \mathcal{A}'(t) \nabla \phi \cdot \nabla \psi - \mathbf{z}^T \mathbf{c} \psi J'_t dx. \end{aligned}$$

Denoting $\mathcal{Q}(t) := (DT_t)^{-1}$ and using properties that

$$\begin{aligned} \mathcal{Q}'(t) &= -\mathcal{Q}(t) D\boldsymbol{\theta}(t) \circ T_t, \\ \mathcal{A}'(t) \boldsymbol{\tau} : \boldsymbol{\sigma} &= [\boldsymbol{\tau} \mathcal{Q}'(t)] : [\boldsymbol{\sigma} \mathcal{Q}(t)] + [\boldsymbol{\tau} \mathcal{Q}(t)] : [\boldsymbol{\sigma} \mathcal{Q}'(t)], \\ J'_t &= \text{div} \boldsymbol{\theta}(t), \end{aligned}$$

we obtain

$$\mathcal{A}'(0) \boldsymbol{\tau} : \boldsymbol{\sigma} = -[(D\boldsymbol{\tau} D\boldsymbol{\theta}(0) : D\boldsymbol{\sigma}) + (D\boldsymbol{\tau} : D\boldsymbol{\sigma} D\boldsymbol{\theta}(0))].$$

By formally using the Correa-Seeger Theorem [16], we obtain the Eulerian derivative

$$\begin{aligned} d_{\mathcal{V}} \mathcal{J}(\Omega, \boldsymbol{\theta}) &= \lim_{t \rightarrow 0^+} \partial_t \tilde{\mathcal{L}}(t, \mathbf{c}, \phi, \mathbf{s}, \psi) \\ &= \sum_{i=1}^N \int_{\Omega} -z_i c_i \text{div} \boldsymbol{\theta} + M(\boldsymbol{\theta}) \nabla c_i \cdot \nabla s_i + z_i c_i M(\boldsymbol{\theta}) \nabla \phi \cdot \nabla s_i dx + \int_{\Omega} \epsilon M(\boldsymbol{\theta}) \nabla \phi \cdot \nabla \psi - \mathbf{z}^T \mathbf{c} \psi \text{div} \boldsymbol{\theta} dx, \end{aligned}$$

where $\boldsymbol{\theta} := \boldsymbol{\theta}(0)$ and $M(\boldsymbol{\theta}) = \text{div} \boldsymbol{\theta} \text{Id} - D\boldsymbol{\theta}^T - D\boldsymbol{\theta}$. After matrix and vector rearrangements, the Eulerian derivative in domain expression is given by the matrix formulation (9). \square

We next derive the shape derivative of c_i and ϕ that are characterized by the following Lemma.

Lemma 3.6. Suppose that the boundary of Ω is of the class C^2 or a convex polygon. Let $(c_i, \phi) \in H_{\Gamma_{\text{in}}, i}^1(\Omega) \times H_{\Gamma_{2,0}}^1(\Omega)$ be the solution of the PNP system (1). Then the shape derivative (c'_i, ϕ') satisfies the following problem

$$\begin{cases} -\Delta c'_i - \nabla \cdot (z_i c'_i \nabla \phi + z_i c_i \nabla \phi') = 0, & i = 1, 2, \dots, N, & \text{in } \Omega, \\ -\epsilon \Delta \phi' = \mathbf{z}^T \mathbf{c}', & & \text{in } \Omega, \\ (\nabla c'_i + z_i c'_i \nabla \phi + z_i c_i \nabla \phi') \cdot \mathbf{n} = \text{div}_\Gamma [\theta_n (\nabla c_i + z_i c_i \nabla \phi)], & i = 1, 2, \dots, N, & \text{on } \Gamma_1 \cup \Gamma_2, \\ \mathbf{c}' = \frac{\partial(\mathbf{c}^\infty - \mathbf{c})}{\partial \mathbf{n}} \theta_n, & & \text{on } \Gamma_{\text{in}}, \\ \epsilon \frac{\partial \phi'}{\partial \mathbf{n}} = \mathbf{z}^T \mathbf{c} \theta_n + \epsilon \text{div}_\Gamma (\theta_n \nabla \phi), & & \text{on } \Gamma_{\text{in}} \cup \Gamma_1, \\ \phi' = -\frac{\partial \phi}{\partial \mathbf{n}} \theta_n, & & \text{on } \Gamma_2, \end{cases} \quad (12)$$

where $\mathbf{c}' := [c'_1, c'_2, \dots, c'_N]$ is the shape derivative of the vector function \mathbf{c} and $\theta_n := \boldsymbol{\theta} \cdot \mathbf{n}$.

Proof. The weak formulation of the Nernst–Planck system in (1) with boundary conditions on the perturbed domain Ω_t is to seek $c_{i,t} \in H_{\Gamma_{\text{in}}, i}^1(\Omega_t)$ and $\phi_t \in H_{\Gamma_{2,0}}^1(\Omega_t)$ such that

$$\int_{\Omega_t} (\nabla c_{i,t} + z_i c_{i,t} \nabla \phi_t) \cdot \nabla v \, dx = 0 \quad \forall v \in H_{\Gamma_{\text{in}}, 0}^1(\Omega_t).$$

For a sufficiently smooth function $F : [0, \tau_0) \times \mathbb{R}^d \rightarrow \mathbb{R}$, it follows from the Hadamard's formula that

$$\left. \frac{d}{dt} \int_{\Omega_t} F(t, \mathbf{x}) \, dx \right|_{t=0} = \int_{\partial \Omega} F(0, \mathbf{x}) \boldsymbol{\theta}(0) \cdot \mathbf{n} \, ds + \int_{\Omega} \frac{\partial F}{\partial t}(0, \mathbf{x}) \, dx.$$

Then the shape derivative of the concentration function satisfies

$$\int_{\Omega} (\nabla c'_i + z_i c'_i \nabla \phi + z_i c_i \nabla \phi') \cdot \nabla v \, dx + \int_{\partial \Omega} (\nabla c_i + z_i c_i \nabla \phi) \cdot \nabla v \theta_n \, ds = 0 \quad \forall v \in H_{\Gamma_{\text{in}}, 0}^1(\Omega_t). \quad (13)$$

Using the integration by parts yields that

$$\begin{aligned} 0 &= \int_{\Omega} -\Delta c'_i v - \nabla \cdot (z_i c'_i \nabla \phi + z_i c_i \nabla \phi') v \, dx + \int_{\partial \Omega} \frac{\partial c'_i}{\partial \mathbf{n}} v + (z_i c'_i \nabla \phi + z_i c_i \nabla \phi') \cdot \mathbf{n} v \, ds \\ &\quad + \int_{\partial \Omega} (\nabla c_i + z_i c_i \nabla \phi) \cdot \nabla v \theta_n \, ds \\ &= \int_{\Omega} -\Delta c'_i v - \nabla \cdot (z_i c'_i \nabla \phi + z_i c_i \nabla \phi') v \, dx \\ &\quad + \int_{\Gamma_1 \cup \Gamma_2} \frac{\partial c'_i}{\partial \mathbf{n}} v + (z_i c'_i \nabla \phi + z_i c_i \nabla \phi') \cdot \mathbf{n} v + (\nabla c_i + z_i c_i \nabla \phi) \cdot \nabla v \theta_n \, ds, \end{aligned}$$

where $\theta_n = 0$ and $v = 0$ on Γ_{in} has been used. Taking the test function v with compact support in Ω implies that

$$-\Delta c'_i - \nabla \cdot (z_i c'_i \nabla \phi + z_i c_i \nabla \phi') = 0 \quad \text{in } \Omega.$$

Taking the test function with a homogeneous Neumann condition $\frac{\partial v}{\partial \mathbf{n}} = 0$ on $\Gamma_1 \cup \Gamma_2$, we obtain

$$\int_{\Gamma_1 \cup \Gamma_2} \frac{\partial c'_i}{\partial \mathbf{n}} v + (z_i c'_i \nabla \phi + z_i c_i \nabla \phi') \cdot \mathbf{n} v \, ds + \int_{\Gamma_1 \cup \Gamma_2} (\nabla c_i + z_i c_i \nabla \phi) \cdot \nabla v \theta_n \, ds = 0.$$

By the density property and tangential Green's formula, we derive the following boundary condition

$$(\nabla c'_i + z_i c'_i \nabla \phi + z_i c_i \nabla \phi') \cdot \mathbf{n} = \text{div}_\Gamma [\theta_n (\nabla c_i + z_i c_i \nabla \phi)] \quad \text{on } \Gamma_1 \cup \Gamma_2.$$

The material derivative of c_i on Γ_{in} satisfies that

$$\dot{c}_i = (\dot{c}_i^\infty) = \nabla c_i^\infty \cdot \boldsymbol{\theta}$$

and

$$\nabla_\Gamma (c_i - c_i^\infty) = \mathbf{0},$$

implying

$$c'_i = \dot{c}_i - \nabla c_i \cdot \boldsymbol{\theta} = (\nabla c_i^\infty - \nabla c_i) \cdot \boldsymbol{\theta} = \frac{\partial(c_i^\infty - c_i)}{\partial \mathbf{n}} \theta_n.$$

Similarly, the weak formulation of the Poisson equation in (1) for ϕ_t on the perturbed domain reads

$$\int_{\Omega_t} \epsilon \nabla \phi_t \cdot \nabla v \, dx = \int_{\Omega_t} \sum_{i=1}^N z_i c_{i,t} v \, dx \quad \forall v \in H_{\Gamma_2,0}^1(\Omega_t).$$

Hence, utilizing the Hadamard's formula yields that

$$\int_{\Omega} \epsilon \nabla \phi' \cdot \nabla v \, dx + \int_{\partial\Omega} \epsilon \nabla \phi \cdot \nabla v \theta_n \, ds = \int_{\Omega} \mathbf{z}^T \mathbf{c}' v \, dx + \int_{\partial\Omega} \mathbf{z}^T \mathbf{c} v \theta_n \, ds.$$

Taking the test function v with compact support in Ω , then by density property and integration by parts, we obtain the shape derivative of electric potential satisfying

$$-\epsilon \Delta \phi' = \mathbf{z}^T \mathbf{c}', \quad x \in \Omega.$$

Taking $\frac{\partial v}{\partial \mathbf{n}} = 0$ on $\partial\Omega$, then we obtain by the tangential Green's formula that

$$\begin{aligned} \int_{\partial\Omega} \epsilon \frac{\partial \phi'}{\partial \mathbf{n}} v \, ds &= \int_{\partial\Omega} \mathbf{z}^T \mathbf{c} v \theta_n - \epsilon \nabla \phi \cdot \nabla_{\Gamma} v \theta_n \, ds \\ &= \int_{\partial\Omega} [\mathbf{z}^T \mathbf{c} \theta_n + \operatorname{div}_{\Gamma}(\epsilon \theta_n \nabla \phi)] v \, ds, \end{aligned} \quad (14)$$

yielding the boundary condition on $\Gamma_{\text{in}} \cup \Gamma_1$. The material and tangential derivatives on Γ_2 give that $\dot{\phi} = 0$ and $\nabla_{\Gamma} \phi = 0$. Therefore, the boundary condition for the shape derivative of electric potential is given by

$$\phi' = \dot{\phi} - \nabla \phi \cdot \boldsymbol{\theta} = -\frac{\partial \phi}{\partial \mathbf{n}} \theta_n \quad \text{on } \Gamma_2.$$

This completes the proof of the system (12) for the Eulerian derivative of states w.r.t. the deformation field. \square

Next, we shall deduce the Eulerian derivative in the boundary expression, which requires the boundary to be of the C^2 class.

Theorem 3.7. *Let Ω be of the class C^2 or a convex polygon. Suppose that (\mathbf{c}, ϕ) and (\mathbf{s}, ψ) are the solutions of the PNP system (1) and the adjoint problem (4), respectively. Then the Eulerian derivative of the shape functional (3) reads*

$$\mathrm{d}_S \mathcal{J}(\Omega, \boldsymbol{\theta}) = \int_{\Gamma_2} \left[\sum_{i=1}^N j(c_i) - (\mathrm{D}_{\Gamma} \mathbf{c} + \mathbf{Z} \mathbf{C} \mathrm{D}_{\Gamma} \Phi) : \mathrm{D}_{\Gamma} \mathbf{s} - \epsilon \frac{\partial \phi}{\partial \mathbf{n}} \frac{\partial \psi}{\partial \mathbf{n}} \right] \theta_n \, ds, \quad (15)$$

where \mathbf{Z} and \mathbf{C} are defined in (10) and $\mathrm{D}_{\Gamma} \mathbf{w} := [\nabla_{\Gamma} w_1, \nabla_{\Gamma} w_2, \dots, \nabla_{\Gamma} w_N]$ for $\mathbf{w} = [w_1, w_2, \dots, w_N]$.

Proof. We formally present the derivation of Eulerian derivative in a boundary formulation below. By Lemma 3.6, the weak form of (13) with test functions $(\mathbf{s}, \psi) \in \mathbf{H}_{\Gamma_{\text{in}},0}^1(\Omega) \times H_{\Gamma_2,0}^1(\Omega)$ solution of (4) gives

$$\int_{\Omega} (\nabla c'_i + z_i c'_i \nabla \phi + z_i c_i \nabla \phi') \cdot \nabla s_i \, dx + \int_{\partial\Omega} (\nabla c_i + z_i c_i \nabla \phi) \cdot \nabla s_i \theta_n \, ds = 0 \quad (16)$$

for each $i = 1, 2, \dots, N$. Then, multiplying ψ on both sides of the second equation in (12) and taking the integral on Ω yield

$$\begin{aligned} \int_{\Omega} \mathbf{z}^T \mathbf{c}' \psi \, dx &= \int_{\Omega} -\epsilon \Delta \phi' \psi \, dx \\ &= \int_{\Omega} \epsilon \nabla \phi' \cdot \nabla \psi \, dx - \int_{\Gamma_2} \epsilon \frac{\partial \phi'}{\partial \mathbf{n}} \psi \, ds - \int_{\Gamma_{\text{in}} \cup \Gamma_1} \mathbf{z}^T \mathbf{c} \theta_n \psi + \epsilon \operatorname{div}_{\Gamma}(\theta_n \nabla \phi) \psi \, ds \\ &= \int_{\Omega} \epsilon \nabla \phi' \cdot \nabla \psi \, dx, \end{aligned} \quad (17)$$

where the boundary terms vanish owing to $\psi = 0$ on Γ_2 and $\theta_n = 0$ on $\Gamma_{\text{in}} \cup \Gamma_1$, and the boundary condition in (12) has been used as well. Furthermore, by Lemma 3.4, multiplying (c'_i, ϕ') on both sides of (4) and taking the integral on Ω yield

$$\begin{cases} \int_{\Omega} -\Delta s_i c'_i + z_i \nabla \phi \cdot \nabla s_i c'_i + z_i \psi c'_i - j'(c_i) c'_i \, dx = 0, \\ \int_{\Omega} -\epsilon \Delta \psi \phi' \, dx = - \int_{\Omega} \sum_{i=1}^N \nabla \cdot (z_i c_i \nabla s_i) \phi' \, dx. \end{cases} \quad (18)$$

For the first equality in (18), we have

$$\begin{aligned} & \int_{\Omega} -\Delta s_i c'_i + z_i \nabla \phi \cdot \nabla s_i c'_i + z_i \psi c'_i - j'(c_i) c'_i \, dx \\ &= \int_{\Omega} \nabla s_i \cdot \nabla c'_i + z_i \nabla \phi \cdot \nabla s_i c'_i + z_i \psi c'_i - j'(c_i) c'_i \, dx - \int_{\partial\Omega} \frac{\partial s_i}{\partial \mathbf{n}} c'_i \, ds. \end{aligned} \quad (19)$$

More specifically,

$$\int_{\partial\Omega} \frac{\partial s_i}{\partial \mathbf{n}} c'_i \, ds = \int_{\Gamma_{\text{in}} \cup \Gamma_1 \cup \Gamma_2} \frac{\partial s_i}{\partial \mathbf{n}} c'_i \, ds,$$

where the integral on $\Gamma_1 \cup \Gamma_2$ vanishes due to $\frac{\partial s_i}{\partial \mathbf{n}} = 0$ on $\Gamma_1 \cup \Gamma_2$, and the integral on Γ_{in} vanishes as well due to the fact that

$$\int_{\Gamma_{\text{in}}} \frac{\partial s_i}{\partial \mathbf{n}} c'_i \, ds = \int_{\Gamma_{\text{in}}} \frac{\partial s_i}{\partial \mathbf{n}} (\nabla c_i - \nabla c_i^{\infty}) \cdot \boldsymbol{\theta} \, ds$$

with $\boldsymbol{\theta} = 0$ on Γ_{in} . By the Hadamard's formula and the weak formulation (18), we have

$$\begin{aligned} d_S \mathcal{J}(\Omega, \boldsymbol{\theta}) &= \sum_{i=1}^N \int_{\Omega} j'(c_i) c'_i \, dx + \sum_{i=1}^N \int_{\partial\Omega} j(c_i) \theta_n \, ds \\ &= \sum_{i=1}^N \int_{\Omega} \nabla s_i \cdot \nabla c'_i + z_i \nabla \phi \cdot \nabla s_i c'_i + z_i \psi c'_i \, dx + \sum_{i=1}^N \int_{\partial\Omega} j(c_i) \theta_n \, ds \\ &= \sum_{i=1}^N \int_{\Omega} \nabla s_i \cdot \nabla c'_i + z_i \nabla \phi \cdot \nabla s_i c'_i \, dx + \int_{\Omega} \epsilon \nabla \phi' \cdot \nabla \psi \, dx + \sum_{i=1}^N \int_{\Gamma_2} j(c_i) \theta_n \, ds, \end{aligned} \quad (20)$$

where (17) and $\theta_n = 0$ on $\Gamma_{\text{in}} \cup \Gamma_1$ have been used for the last equality. It follows by integration by parts that

$$\begin{aligned} \int_{\Omega} \epsilon \nabla \phi' \cdot \nabla \psi \, dx &= - \int_{\Omega} \epsilon \Delta \psi \phi' \, dx + \int_{\partial\Omega} \epsilon \frac{\partial \psi}{\partial \mathbf{n}} \phi' \, ds \\ &= \int_{\partial\Omega} \epsilon \frac{\partial \psi}{\partial \mathbf{n}} \phi' \, ds - \int_{\Omega} \sum_{i=1}^N \nabla \cdot (z_i c_i \nabla s_i) \phi' \, dx \\ &= - \int_{\Gamma_2} \epsilon \frac{\partial \psi}{\partial \mathbf{n}} \frac{\partial \phi}{\partial \mathbf{n}} \theta_n \, ds + \int_{\Omega} \sum_{i=1}^N (z_i c_i \nabla s_i) \cdot \nabla \phi' \, dx \\ &\quad + \int_{\Gamma_1 \cup \Gamma_{\text{in}}} \epsilon \frac{\partial \psi}{\partial \mathbf{n}} \phi' - \sum_{i=1}^N \left(z_i c_i \frac{\partial s_i}{\partial \mathbf{n}} \right) \phi' \, ds - \int_{\Gamma_2} \sum_{i=1}^N \left(z_i c_i \frac{\partial s_i}{\partial \mathbf{n}} \right) \phi' \, ds, \end{aligned} \quad (21)$$

where the last two terms in the last equality vanish due to the boundary conditions

$$\epsilon \frac{\partial \psi}{\partial \mathbf{n}} - \sum_{i=1}^N z_i c_i \frac{\partial s_i}{\partial \mathbf{n}} = 0 \text{ on } \Gamma_1 \cup \Gamma_{\text{in}} \quad \text{and} \quad \frac{\partial s_i}{\partial \mathbf{n}} = 0 \text{ on } \Gamma_2.$$

Consequently, we further obtain by combining with (21) and (20) that

$$\begin{aligned} d_S \mathcal{J}(\Omega, \boldsymbol{\theta}) &= \sum_{i=1}^N \int_{\Omega} \nabla s_i \cdot \nabla c'_i + z_i \nabla \phi \cdot \nabla s_i c'_i + (z_i c_i \nabla s_i) \cdot \nabla \phi' \, dx + \int_{\Gamma_2} \sum_{i=1}^N j(c_i) \theta_n - \epsilon \frac{\partial \psi}{\partial \mathbf{n}} \frac{\partial \phi}{\partial \mathbf{n}} \theta_n \, ds \\ &= - \sum_{i=1}^N \int_{\partial\Omega} (\nabla c_i + z_i c_i \nabla \phi) \cdot \nabla s_i \theta_n \, ds + \int_{\Gamma_2} \sum_{i=1}^N j(c_i) \theta_n - \epsilon \frac{\partial \psi}{\partial \mathbf{n}} \frac{\partial \phi}{\partial \mathbf{n}} \theta_n \, ds \\ &= \int_{\Gamma_2} - \sum_{i=1}^N (\nabla_{\Gamma} c_i + z_i c_i \nabla_{\Gamma} \phi) \cdot \nabla_{\Gamma} s_i \theta_n + \sum_{i=1}^N j(c_i) \theta_n - \epsilon \frac{\partial \psi}{\partial \mathbf{n}} \frac{\partial \phi}{\partial \mathbf{n}} \theta_n \, ds, \end{aligned}$$

where we have utilized $\frac{\partial c_i}{\partial \mathbf{n}} + z_i c_i \frac{\partial \phi}{\partial \mathbf{n}} = 0$ on Γ_2 , $\frac{\partial s_i}{\partial \mathbf{n}} = 0$ on Γ_2 , and $\theta_n = 0$ on $\Gamma_{\text{in}} \cup \Gamma_1$. The proof for the Eulerian derivative in the boundary formula (15) is completed after some matrix and vector calculations. \square

Remark 1. If the assumptions in [57, Proposition 1] hold, one can transform the Eulerian derivative of the domain expression into a tensor formulation:

$$d_V \mathcal{J}(\Omega, \boldsymbol{\theta}) = \int_{\Omega} \mathbf{S}_1 : \mathbf{D} \boldsymbol{\theta} \, dx, \quad (22)$$

where

$$\begin{aligned}
\mathcal{S}_1 = & \mathbb{I} \sum_{i=1}^N (-z_i c_i + \nabla c_i \cdot \nabla s_i + z_i c_i \nabla \phi \cdot \nabla s_i) + \mathbb{I} [\epsilon \nabla \phi \cdot \nabla \psi - (\sum_{i=1}^N z_i c_i) \psi] \\
& - \sum_{i=1}^N \nabla c_i \otimes \nabla s_i - \sum_{i=1}^N \nabla s_i \otimes \nabla c_i - \sum_{i=1}^N z_i c_i \nabla \phi \otimes \nabla s_i - \sum_{i=1}^N z_i c_i \nabla s_i \otimes \nabla \phi \\
& - \epsilon \nabla \phi \otimes \nabla \psi - \epsilon \nabla \psi \otimes \nabla \phi.
\end{aligned} \tag{23}$$

Since Ω is of C^2 class or a convex polygon, the Eulerian derivative in boundary form can be directly obtained by using the fact $\psi = 0$ on Γ_2 :

$$\begin{aligned}
d_{\mathcal{S}} \mathcal{J}(\Omega, \boldsymbol{\theta}) &= \int_{\partial\Omega} (\mathcal{S}_1 \mathbf{n} \cdot \mathbf{n}) \theta_n \, ds \\
&= \int_{\partial\Omega} \left[\sum_{i=1}^N j(c_i) - (\sum_{i=1}^N z_i c_i) \psi - \sum_{i=1}^N (\nabla c_i + z_i c_i \nabla \phi) \cdot \nabla s_i - \epsilon \nabla \phi \cdot \nabla \psi \right] \theta_n \, ds \\
&= \int_{\Gamma_2} \left[\sum_{i=1}^N j(c_i) - \sum_{i=1}^N (\nabla_{\Gamma} c_i + z_i c_i \nabla_{\Gamma} \phi) \cdot \nabla_{\Gamma} s_i - \epsilon \frac{\partial \phi}{\partial \mathbf{n}} \frac{\partial \psi}{\partial \mathbf{n}} \right] \theta_n \, ds,
\end{aligned} \tag{24}$$

which is identical to the result in Theorem 3.7.

4 Optimization algorithm

In this section, we propose a numerical shape gradient algorithm to address the shape optimization problem (2). The volume constrained optimization model (2) is transformed into an unconstrained optimization model by using the augmented Lagrangian method [52]. We introduce an augmented Lagrangian

$$\mathbb{L}(\Omega) := \mathcal{J}(\Omega, \mathbf{c}(\Omega)) + l(\mathcal{P}_1(\Omega) - \mathcal{C}_1) + \frac{1}{2} \beta (\mathcal{P}_1(\Omega) - \mathcal{C}_1)^2, \tag{25}$$

where $l > 0$ denotes a Lagrange multiplier and $\beta > 0$ is a penalty parameter. The Eulerian derivative of $\mathcal{P}_1(\Omega)$ at Ω in the direction $\boldsymbol{\theta}$ is given by

$$\mathcal{P}'_1(\Omega; \boldsymbol{\theta}) := \lim_{t \rightarrow 0^+} \frac{\mathcal{P}_1(\Omega_t) - \mathcal{P}_1(\Omega)}{t} = \int_{\Omega} \operatorname{div} \boldsymbol{\theta} \, dx,$$

By combining Theorem 3.5 and Theorem 3.7, we derive the Eulerian derivatives of the augmented Lagrangian (25) in both distributed and boundary forms

$$d_{\mathcal{V}} \mathbb{L}(\Omega, \boldsymbol{\theta}) = d_{\mathcal{V}} \mathcal{J}(\Omega; \boldsymbol{\theta}) + \int_{\Omega} [l + \beta (\mathcal{P}_1(\Omega) - \mathcal{C}_1)] \operatorname{div} \boldsymbol{\theta} \, dx$$

and

$$d_{\mathcal{S}} \mathbb{L}(\Omega; \boldsymbol{\theta}) = d_{\mathcal{S}} \mathcal{J}(\Omega; \boldsymbol{\theta}) + \int_{\partial\Omega} [l + \beta (\mathcal{P}_1(\Omega) - \mathcal{C}_1)] \theta_n \, ds,$$

respectively. The initial guess for the Lagrange multiplier (denoted by l_0) is approximated from the first-order necessary optimality condition by considering the deformation field with unit outward normal $\boldsymbol{\theta} = \mathbf{n}$ on $\partial\Omega$, which yields

$$l_0 = - \frac{d_{\mathcal{S}} \mathcal{J}(\Omega; \mathbf{n})}{|\Gamma_2|}.$$

To enforce the volume constraint throughout the optimization process, we employ a Uzawa-type update scheme for the Lagrange multiplier:

$$l \leftarrow l + \beta (\mathcal{P}_1(\Omega) - \mathcal{C}_1). \tag{26}$$

Denote the space of the deformation field as $\mathcal{X} := \{w \in H^1(\Omega) \mid w = 0 \text{ on } \Gamma_{\text{in}} \cup \Gamma_1\}$. The descent direction can be obtained by solving the H^1 shape gradient descent flow (see [15]) with Eulerian derivative on the right-hand side: find $\boldsymbol{\zeta} \in \mathcal{X}^d$ such that

$$\int_{\Omega} (\epsilon_0 D \boldsymbol{\zeta} : D \boldsymbol{\theta} + \boldsymbol{\zeta} \cdot \boldsymbol{\theta}) \, dx = -d\mathbb{L}(\Omega; \boldsymbol{\theta}) \quad \forall \boldsymbol{\theta} \in \mathcal{X}^d, \tag{27}$$

where $d\mathbb{L}(\Omega; \boldsymbol{\theta})$ corresponds to the distributed (or boundary type of) Eulerian derivative and $\epsilon_0 > 0$ is a diffusion parameter. During the grid motion in the shape gradient algorithm, the mesh may become low quality even if

the initial mesh is quasi-uniform. One strategy for improving mesh quality is to use uniform remeshing. The remeshing technique by the Delaunay triangulation could be costly for very fine meshes. For 2d cases, we can use a special moving mesh method by virtue of conformal transformations (CT) [32] to preserve the angles of triangles during the optimization process. More precisely, introduce

$$\mathcal{B} := \begin{pmatrix} -\partial_x & \partial_y \\ \partial_y & \partial_x \end{pmatrix}$$

and the symmetric part of $\mathbf{D}\mathbf{u}$

$$\text{sym}(\mathbf{D}\mathbf{u}) := \frac{1}{2} (\mathbf{D}\mathbf{u} + \mathbf{D}\mathbf{u}^T).$$

We consider a CT-H(sym) gradient flow defined as follows: find $\boldsymbol{\zeta} \in \mathcal{X}^2$ such that

$$\int_{\Omega} \left(\frac{1}{\alpha} \mathcal{B}\boldsymbol{\zeta} \cdot \mathcal{B}\boldsymbol{\theta} + \text{sym}(\mathbf{D}\boldsymbol{\zeta}) : \text{sym}(\mathbf{D}\boldsymbol{\theta}) + \boldsymbol{\zeta} \cdot \boldsymbol{\theta} \right) dx = -\text{d}\mathbb{L}(\Omega; \boldsymbol{\theta}) \quad \forall \boldsymbol{\theta} \in \mathcal{X}^2, \quad (28)$$

where $\alpha > 0$ is a parameter to control the effect of CT. With such a strategy, we are able to seek the optimal domain of interest while maintaining the quasi-uniformity and regularity of the mesh during morphology evolution.

Remark 2. *The gradient flow dynamical system may exhibit divergence in infinite-dimensional spaces. For a model problem addressing convergent gradient flow systems, the readers are referred to [55]. The approach involves regularizing the objective functional using geometric energy functionals, such as the Willmore functional. Proper regularization of the cost functional can ensure convergence at the continuous level for gradient flow systems. Additionally, when a perimeter penalization is incorporated into shape optimization problems, positive results regarding the existence of optimal shapes have been established. In the subsequent numerical sections, we incorporate perimeter regularization to ensure that the evolving shapes remain within the class of Caccioppoli sets, thereby maintaining well-posedness and stability of the optimization process.*

5 Numerical schemes

5.1 Finite-element discretization of state and adjoint

We consider a family of quasi-uniform triangulations $\{\mathcal{T}_h\}_{h>0}$ of Ω into triangles or tetrahedrons satisfying $\bar{\Omega}_h = \bigcup_{K \in \mathcal{T}_h} \bar{K}$, where the mesh size $h := \max_{K \in \mathcal{T}_h} h_K$ with h_K being the diameter of any $K \in \mathcal{T}_h$. Assume that the discrete domain Ω_h is a polygon. We introduce a finite-dimensional subspace $W_h \subset H^1(\Omega_h)$, where the space $W_h = \{q_h \in C^0(\bar{\Omega}_h) \mid q_h|_K \in \mathbb{P}_1 \ \forall K \in \mathcal{T}_h\}$ consists of continuous piece-wise linear polynomials. A triangulation is strongly acute [49] if the sum of opposite angles to each common side or face of adjacent triangles is less than $\pi - \theta_0$, with $\theta_0 > 0$ independent of the mesh size h .

It is numerically challenging to obtain a reliable numerical solution of the PNP system (1) when convection dominates over diffusion. We employ the so-called Gummel [25] iteration, a nonlinear block iterative algorithm that splits the PNP system (1) into a Poisson–Boltzmann-type equation for the electric potential and a self-adjoint continuity system for ionic concentrations. More specifically, we introduce the Slotboom transformation [7]:

$$\rho_i = c_i \exp(z_i \phi). \quad (29)$$

In finite-element approximation, we consider both potential and concentration functions discretized by piece-wise linear polynomials. We define the discrete function space $W_{g,h} := \{q_h \in W_h \mid q_h = g \text{ on } \Gamma_2\}$ for the discrete potential ϕ_h , $\mathbf{W}_h := (W_h)^N$, and $\mathbf{W}_{\boldsymbol{\rho},h} := \{\boldsymbol{\rho}_h \in \mathbf{W}_h \mid \rho_{i,h} = c_i^\infty \exp(z_i \phi_h) \text{ on } \Gamma_{\text{in}}\}$ the vector set for Slotboom variables, where $\boldsymbol{\rho}_h = [\rho_{1,h}, \rho_{2,h}, \dots, \rho_{N,h}]^T$. We introduce the discrete function spaces $\mathbf{W}_{0,h} := \{\mathbf{w}_h \in \mathbf{W}_h \mid \mathbf{w}_h = \mathbf{0} \text{ on } \Gamma_{\text{in}}\}$ and $W_{0,h} := \{w_h \in W_h \mid w_h = 0 \text{ on } \Gamma_2\}$ for the discrete adjoint variables. Then the discrete PNP system is formulated as: find $(\boldsymbol{\rho}_h, \phi_h) \in \mathbf{W}_{\boldsymbol{\rho},h} \times W_{g,h}$ such that

$$\begin{cases} \int_{\Omega_h} \exp(-z_i \phi_h) \nabla \rho_{i,h} \cdot \nabla v_{i,h} dx = 0, & \forall \mathbf{v}_h \in \mathbf{W}_{0,h}, \ i = 1, 2, \dots, N, \\ \int_{\Omega_h} \epsilon \nabla \phi_h \cdot \nabla \zeta_h dx = \int_{\Omega_h} \left(\sum_{i=1}^N z_i \rho_{i,h} \exp(-z_i \phi_h) \right) \zeta_h dx, & \forall \zeta_h \in W_{0,h}, \end{cases} \quad (30)$$

where the vector test function $\mathbf{v}_h := [v_{1,h}, v_{2,h}, \dots, v_{N,h}]^T$. To solve the nonlinear system efficiently, we employ the well-known Gummel fixed-point scheme [25] that features good convergence properties, even with a badly chosen initial guess. It is implemented as follows:

Gummel fixed-point scheme for the steady-state Poisson–Nernst–Planck system:

Step 0: Set $\ell = 0$ and the stopping tolerance $\tau > 0$. Initialize $\boldsymbol{\rho}_h^\ell$.

Step 1: Solve the Poisson–Boltzmann-type equation with for $\phi_h^{\ell+1} \in W_{g,h}$:

$$\int_{\Omega_h} \epsilon \nabla \phi_h^{\ell+1} \cdot \nabla \zeta_h \, dx = \int_{\Omega_h} \left(\sum_{i=1}^N z_i \rho_{i,h}^\ell \exp(-z_i \phi_h^{\ell+1}) \right) \zeta_h \, dx \quad \forall \zeta_h \in W_{0,h}. \quad (31)$$

Step 2: Solve the decoupled continuity system with the updated $\phi_h^{\ell+1} \in W_{g,h}$ for $\boldsymbol{\rho}_h^{\ell+1} \in \mathbf{W}_{\rho,h}$:

$$\int_{\Omega_h} \exp(-z_i \phi_h^{\ell+1}) \nabla \rho_{i,h} \cdot \nabla v_{i,h} \, dx = 0 \quad \forall \mathbf{v}_h \in \mathbf{W}_{0,h}, \quad i = 1, 2, \dots, N. \quad (32)$$

Step 3: Check the stopping criterion

$$\|\phi_h^{\ell+1} - \phi_h^\ell\|_1 < \tau \quad \text{and} \quad \|\boldsymbol{\rho}_h^{\ell+1} - \boldsymbol{\rho}_h^\ell\|_1 < \tau.$$

If true, output the solution $(\boldsymbol{\rho}_h^{\ell+1}, \phi_h^{\ell+1})$ and stop; Otherwise, update $\ell \leftarrow \ell + 1$ and go back to **Step 1**.

The convergence analysis for the Gummel fixed-point scheme in continuous functional space has been provided in [43, page 332]. Notice that the semilinear Poisson–Boltzmann-type equation (31) can be solved efficiently by Newton’s iterations that are able to converge locally at a quadratic rate. In large-convection scenarios, the singular coefficients $\exp(-z_i \phi)$ may cause severe numerical instability due to their sharp variations across elements. To stabilize, the discrete form of continuity equation (32) is approximated by the inverse-average techniques [8, 65]

$$\sum_{K \in \mathcal{T}_h} \int_K \exp(-z_i \phi_h) \nabla \rho_{i,h} \cdot \nabla v_{i,h} \, dx \approx \sum_{K \in \mathcal{T}_h} E(-z_i \phi_h)_K \int_K \nabla \rho_{i,h} \cdot \nabla v_{i,h} \, dx, \quad (33)$$

where

$$E(-z_i \phi_h)_K = \left(\frac{1}{|K|} \int_K \exp(z_i \phi_h) \, dx \right)^{-1}.$$

If the triangulation \mathcal{T}_h is of weakly acute type, the matrix associated with (33) has been shown to be an M-matrix [8], exhibiting good properties on conservation and non-negativity [18, 19].

The finite element discretization of the adjoint problem (4) is formulated as finding $\mathbf{s}_h = [s_{1,h}, s_{2,h}, \dots, s_{N,h}]^T \in \mathbf{W}_{0,h}$ and $\psi_h \in W_{0,h}$ such that for all $(\mathbf{v}_h, \zeta_h) \in \mathbf{W}_{0,h} \times W_{0,h}$,

$$\begin{cases} \int_{\Omega_h} \nabla s_{i,h} \cdot \nabla v_{i,h} + z_i (\nabla \phi_h \cdot \nabla s_{i,h}) v_{i,h} + z_i \psi_h v_{i,h} - j'(c_{i,h}) v_{i,h} \, dx = 0, \\ \int_{\Omega_h} \epsilon \nabla \psi_h \cdot \nabla \zeta_h \, dx = \int_{\Omega_h} \left(\sum_{i=1}^N z_i c_{i,h} \nabla s_{i,h} \right) \cdot \nabla \zeta_h \, dx. \end{cases} \quad (34)$$

Note that the adjoint system in the discretized form (34) can be written as a linear algebraic system. Let \mathcal{N}_h denote the set of all nodes in \mathcal{T}_h and $\{q\}_{m=1}^{|\mathcal{N}_h|}$ denote the elements in \mathcal{N}_h . Define the nodal interpolation operator $\mathcal{I}_h : C(\bar{\Omega}) \rightarrow W_h$ by $\mathcal{I}_h \omega = \sum_{q \in \mathcal{N}_h} \omega(q) \nu_q$ for $\omega \in C(\bar{\Omega})$, where $\nu_q \in W_h$ denotes the nodal basis. Suppose the adjoint state variables are represented by a linear combination of the nodal basis as $s_h = \sum_{q \in \mathcal{N}_h} s_q \nu_q$ and $\psi_h = \sum_{q \in \mathcal{N}_h} \psi_q \nu_q$. Define a column vector $(F_i)_m = \int_{\Omega_h} j'(c_{i,h}) \nu_{q_m} \, dx$ for $i = 1, 2, \dots, N$ and $m = 1, 2, \dots, |\mathcal{N}_h|$. Introduce a stiffness matrix A , a mass matrix B , an asymmetric matrix C , and a matrix D that are defined by $(A)_{m,n} = \int_{\Omega_h} \nabla \nu_{q_m} \cdot \nabla \nu_{q_n} \, dx$, $(B)_{m,n} = \int_{\Omega_h} \nu_{q_m} \nu_{q_n} \, dx$, $(C)_{m,n} = \int_{\Omega_h} \nabla \phi_h \cdot \nabla \nu_{q_m} \nu_{q_n} \, dx$, and $(D_i)_{m,n} = \int_{\Omega_h} c_{i,h} \nabla \nu_{q_m} \cdot \nabla \nu_{q_n} \, dx$ for $m, n = 1, 2, \dots, |\mathcal{N}_h|$, respectively. Using the Galerkin orthogonality, the algebraic system of (34) becomes finding vectors $S_i = [s_{i,1}, s_{i,2}, \dots, s_{i,|\mathcal{N}_h|}]^T \in \mathbb{R}^{|\mathcal{N}_h|}$ for $i = 1, 2, \dots, N$ and $\Psi = [\phi_1, \phi_2, \dots, \phi_{|\mathcal{N}_h|}]^T \in \mathbb{R}^{|\mathcal{N}_h|}$ such that

$$\left[\begin{array}{cccc|c} A + z_1 C & \mathbf{0} & \cdots & \mathbf{0} & z_1 B \\ \mathbf{0} & A + z_2 C & \cdots & \mathbf{0} & z_2 B \\ \vdots & \vdots & \ddots & \vdots & \vdots \\ \mathbf{0} & \mathbf{0} & \cdots & A + z_N C & z_N B \\ \hline z_1 D_1 & z_2 D_2 & \cdots & z_N D_N & -\epsilon A \end{array} \right] \begin{pmatrix} S_1 \\ S_2 \\ \vdots \\ S_N \\ \Psi \end{pmatrix} = \begin{pmatrix} F_1 \\ F_2 \\ \vdots \\ F_N \\ \mathbf{0} \end{pmatrix}. \quad (35)$$

5.2 Discrete shape gradient flow

Denote by $\Omega_{h,k}$ ($k = 0, 1, 2, \dots$) a domain represented by the mesh at the k -th iteration. It is updated by

$$\Omega_{h,k+1} = \Omega_{h,k} + \delta_k \zeta_{k,h}, \quad (36)$$

where $\delta_k > 0$ is a suitable step size and $\zeta_{k,h}$ is a computed discrete descent direction. We employ the Galerkin \mathbb{P}_1 finite element method to discretize H^1 gradient flow (27) or the CT-H(sym) gradient flow (28). Let $\mathcal{X}_h := \{w_h \in W_h \mid w_h = 0 \text{ on } \Gamma_{\text{in}} \cup \Gamma_1\}$. The discrete descent direction $\zeta_h \in \mathcal{X}_h^d$ for H^1 shape gradient flow is obtained by solving

$$\int_{\Omega_h} (\epsilon_0 D\zeta_h : D\theta_h + \zeta_h \cdot \theta_h) dx = -d\mathbb{L}(\Omega_h; \theta_h) \quad \forall \theta_h \in \mathcal{X}_h^d, \quad (37)$$

where $d\mathbb{L}(\Omega_h; \theta_h)$ is the finite-element discretization of $d\mathbb{L}(\Omega; \theta)$. Such a linear system with a symmetric and positive definite coefficient matrix can be efficiently solved by the preconditioned conjugate gradient method. The vector-field gradient flow (37) can be decomposed into d scalar systems for fast numerical computation, especially for 3d cases. That is, the vector H^1 shape gradient flow is equivalent to more efficient scalar type of H^1 shape gradient flows [37]: find $\zeta_{j,h} \in \mathcal{X}_h$ ($j = 1, \dots, d$) such that

$$\int_{\Omega_h} (\epsilon_0 \nabla \zeta_{j,h} \cdot \nabla \eta_h + \zeta_{j,h} \eta_h) dx = -d\mathbb{L}(\Omega_h; \xi_h^j) \quad \forall \eta_h \in \mathcal{X}_h, \quad (38)$$

where $\xi_h^j = [0, \dots, \eta_h, \dots, 0]^T$ with η_h located at the j -th component. The discrete CT-H(sym) gradient flow in 2d reads: find $\zeta_h \in \mathcal{X}_h^2$ such that

$$\int_{\Omega_h} \left(\frac{1}{\alpha} \mathcal{B}\zeta_h \cdot \mathcal{B}\theta_h + \text{sym}(D\zeta_h) : \text{sym}(D\theta_h) + \zeta_h \cdot \theta_h \right) dx = -d\mathbb{L}(\Omega_h; \theta_h) \quad \forall \theta_h \in \mathcal{X}_h^2. \quad (39)$$

The whole shape optimization algorithm is summarized as follows:

Algorithm 1: Shape gradient algorithm for maximizing charge storage in supercapacitors

Data: Input an initial domain Ω_0 , maximum number of iteration times N_{iter} , stopping tolerance τ , initial guess for Lagrange multiplier l_0 , and volume target \mathcal{C}_1 .

while $n \leq N_{\text{iter}}$ **do**

Step 1: Update (ρ_h, ϕ_h) by solving the PNP system (30) with the Gummel fix-point scheme

Step 2: Update the adjoint variable (s_h, ψ_h) by solving the discrete adjoint problem (34)

Step 3: Calculate the deformation ζ_h via (37) or (39) and update the mesh via (36)

Step 4: Update the Lagrange multiplier via (26)

$n \leftarrow n + 1$

end

6 Numerical results

Numerical simulations are performed with the software FreeFem++ [29] on a computer with Intel Core i7-7820x @3.60 GHz and RAM 16.0 GB. Numerical tests are performed to demonstrate the performance of our shape optimization model and the proposed numerical Algorithm 1 in enhancing charge storage in supercapacitors.

To explore the effectiveness of shape gradient algorithm on different topologies of the domain, we perform numerical tests on regular, irregular, and porous regions in 2d (see Fig. 2). The shape optimization is implemented via the shape gradient flows, H^1 and CT-H(sym). Let the gray-shaded sub-region be the design domain, where the total net charge storage is calculated. Set $L = 1$ for all cases unless specified otherwise. To prevent the optimization domain from exceeding the range in the y-direction, we replace the computed descent direction by $\zeta_{2,h} = \mathcal{S}(y)\zeta_{2,h}(x, y)$, where

$$\mathcal{S}(y) = \begin{cases} \frac{1}{1 + \exp(-M(y - y_{\min}))}, & y < \frac{y_{\min} + y_{\max}}{2}, \\ \frac{1}{1 + \exp(M(y - y_{\max}))}, & y \geq \frac{y_{\min} + y_{\max}}{2}. \end{cases}$$

Here M is a sufficiently large number and y_{\min} and y_{\max} denote lower and upper limits of the computational domain along the y-direction, respectively. Set $M = 100$ for all experiments. To prevent the mesh from twisting and distorting, especially for an irregular domain, the perimeter regularization term $\frac{1}{2}\gamma|\partial\Omega|^2$ is added to the objective with a small parameter $0 < \gamma \ll 1$.

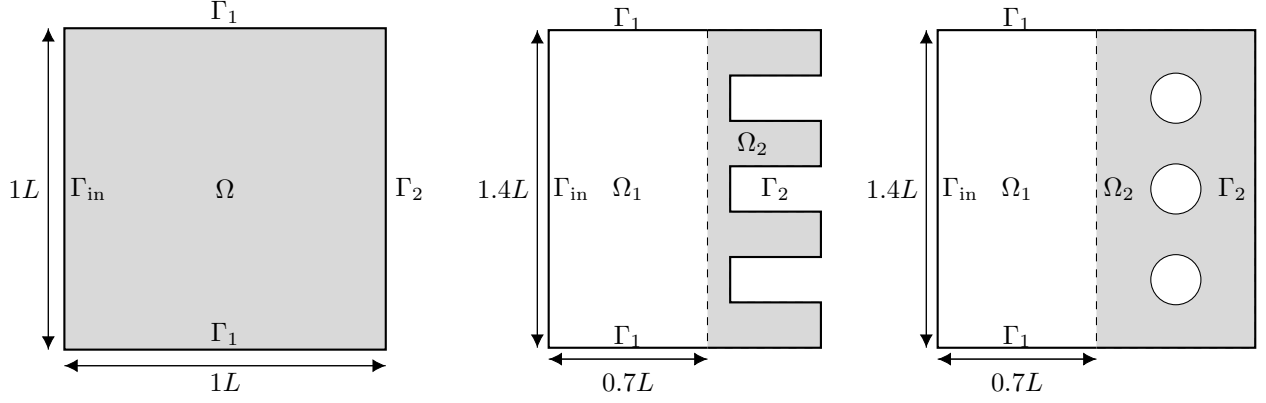


Figure 2: Illustration of computational domains: a square domain (left), an irregular domain (middle), and a porous domain (right).

6.1 Experiment 1 (Square domain)

We consider a design domain of a regular square (see Fig. 2 left). Notice that we choose the dimensionless parameter $\epsilon = 1.0$ in this experiment. The initial mesh (see Fig. 3 upper left) has 5938 triangular elements and 3070 nodes.

Case 1.1. We first consider only one ionic species and test the Algorithm 1 with a boundary type of shape gradient. The Dirichlet boundary data is specified as $c_1^\infty = 1$ on Γ_{in} with valence $z = 1$ and $g = -0.75$ on Γ_2 . Initialize the domain as a square with the Lebesgue measure $|\Omega| = 1$. Take the target volume $\mathcal{C}_1 = 1.75$, perimeter penalty coefficient $\gamma = 10^{-4}$, and $\epsilon_0 = 0.05$. We assume that each triangle of the initial mesh is equilateral so that we compute numerically the mesh characteristic length $\sqrt{4\text{meas}(\Omega)/(\sqrt{3}N_e)}$, which is used for regular and quasi-uniform remeshing in *FremFem++* [15]. In the upper right plot of Fig. 3, the optimal mesh computed by boundary type of H^1 gradient flow presents two protruding corners. See Fig. 3 for counterion concentrations (middle left) with contours and electric potential (middle right) corresponding to the optimized design. As expected, we observed that the concentration of counterions increases significantly when approaching the electrode interface Γ_2 , where the electric double layers that store most of charges are formed. Meanwhile, the electric potential gets screened by the accumulated counterions in electric double layers and becomes homogeneous in the left bulk region.

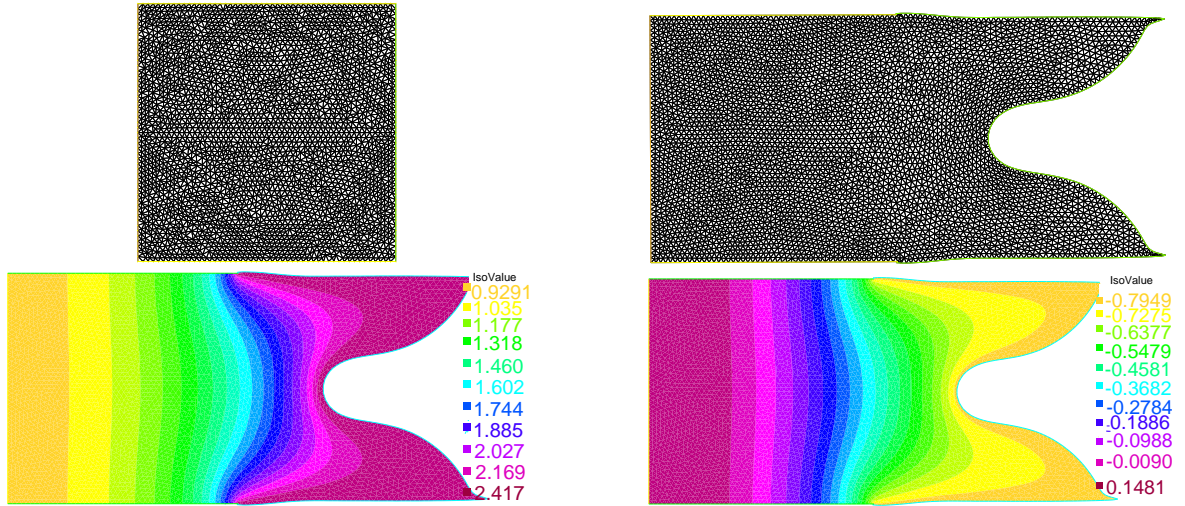


Figure 3: Initial domain (upper left) and optimized domain with mesh (upper right), counterion concentration c_1 (lower left) and electric potential ϕ (lower right) by H^1 shape gradient flow for Case 1.1.

Case 1.2. In this case, we employ the CT-H(sym) gradient flow (28) with $\alpha = 2$ using the same boundary conditions and optimization parameters as above. With preserved angles in each triangle, the optimized morphology shown in Fig. 4 (upper left) is much smoother. Middle plots of Fig. 4 present contours of counterion concentration and electric potential computed for the optimized design.

Case 1.3. Now we test CT-H(sym) gradient flow with shape gradient in domain expression. Take the

same initial morphology, and set the target volume $\mathcal{C}_1 = 1.75$. The same boundary conditions and optimization parameters are used as in *Case 1.1*. From the upper right plot of Fig. 4, the optimized domain is shown to be similar to CT-H(sym) gradient flow with boundary type of shape gradient. The results corresponding to the optimal morphology show that objective $\mathcal{J} = 2.7559$ and volume error less than 0.01.

From the results in *Case 1.1* and *Case 1.2*, it can be found that CT-H(sym) gradient flow (28) gives better optimized shape with a smoother boundary. By comparing the results in *Case 1.2* and *Case 1.3*, we find that the optimized domains computed by the distributed and boundary type of Eulerian derivatives share similar morphology. From lower plots of Fig. 4, we observe that the convergence histories of the objective tend to be flat and the volume errors converge approximately to 10^{-2} for both gradient flows with the distributed and boundary type of shape gradients. Consequently, the following numerical experiments are performed using a CT-H(sym) gradient flow with a boundary type of shape gradient.

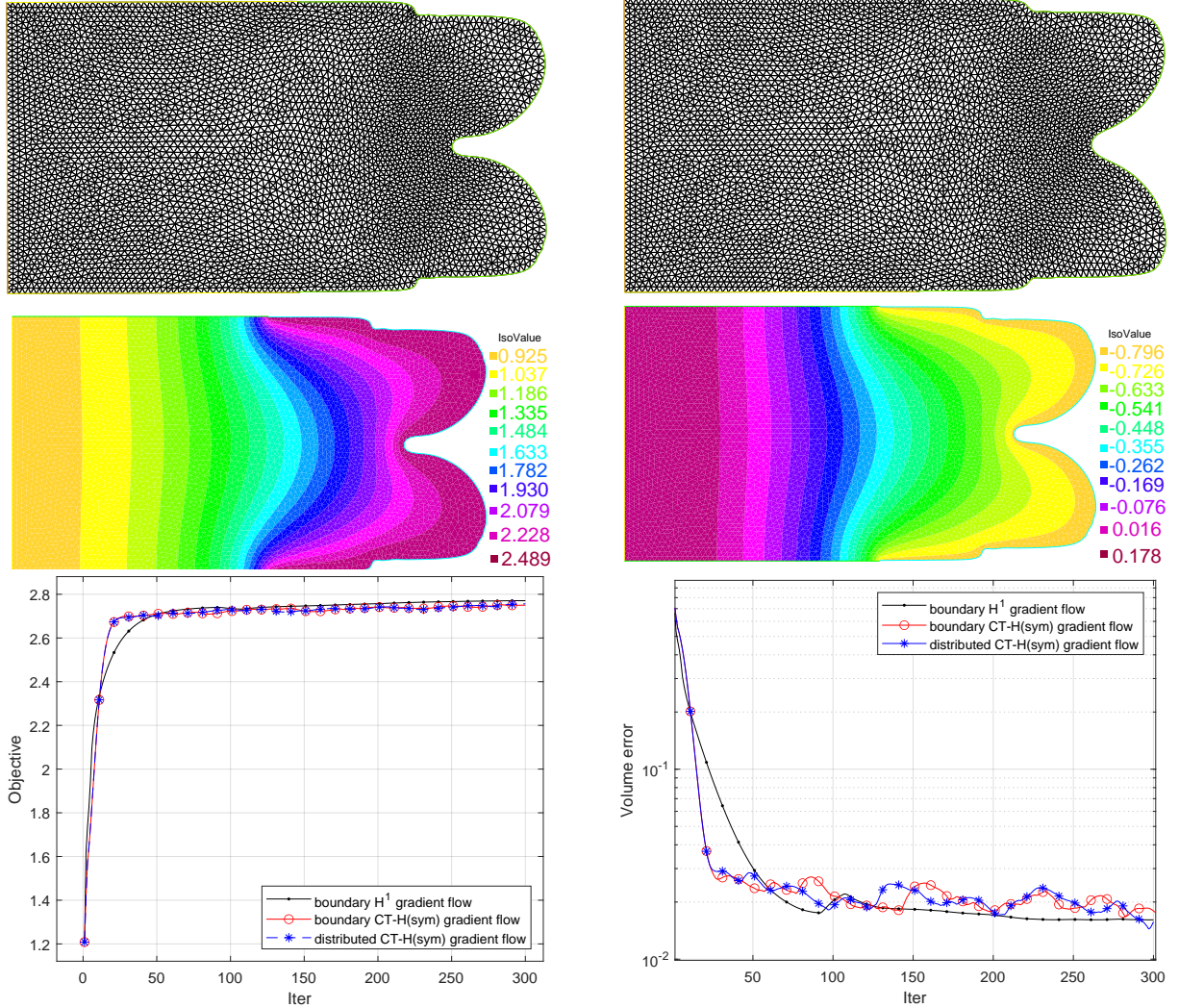


Figure 4: Optimal mesh computed by CT-H(sym) with boundary type of shape gradient (upper left) and distributed shape gradient (upper right), counterion concentration c_1 (middle left) and electric potential ϕ (middle right) computed with the boundary type of shape gradient and CT-H(sym) gradient flow for Case 1.2, and convergence histories of objective (lower left) and volume error (lower right) for all Cases 1.1 - 1.3.

6.2 Experiment 2 (Irregular domain)

In this experiment, we choose the initial domain as an irregular shape (see Fig. 2 middle). The objective is defined on a subdomain by $\mathcal{J}(\Omega_2, \mathbf{c}(\Omega)) = \int_{\Omega_2} \sum_{i=1}^N j(c_i) dx$. The shape sensitivity analysis is the same except that the right-hand side term in the adjoint system (4) is replaced by $-\chi_{\Omega_2} j'(c_i)$, where χ_{Ω_2} is the characteristic function of Ω_2 . The initial mesh (see Fig. 5 upper left) has 6584 triangular elements and 3518 nodes.

In this case, we consider binary electrolytes with ionic valences $z_1 = 1$ and $z_2 = -1$. Set the boundary condition for ionic concentrations on Γ_{in} : $c_1^\infty = 0.5$ and $c_2^\infty = 0.5$, and the boundary condition for electric potential on Γ_2 with $g = -1.0$. Take the simulation parameters $\epsilon = 1.0, \gamma = 0.2, \alpha = 2.5, \beta = 5$ and $\mathcal{C}_1 = 1.6$.

Numerical simulations start from an initial design as shown in Fig. 5 (upper left). The convergence history of the objective presented in Fig. 5 (upper right) shows that the total charge storage for the optimized morphology is almost three times compared with the initial one. Fig. 5 (lower left) shows that cations, as counterions to the negatively charged electrode, are attracted into the finger-shaped optimized domain Ω_2 , while anions, as coions to the electrode, are repelled from the region due to electrostatic interactions. As depicted in Fig. 5 (lower right), the electric potential is much screened by the counterions and level off in the bulk region.

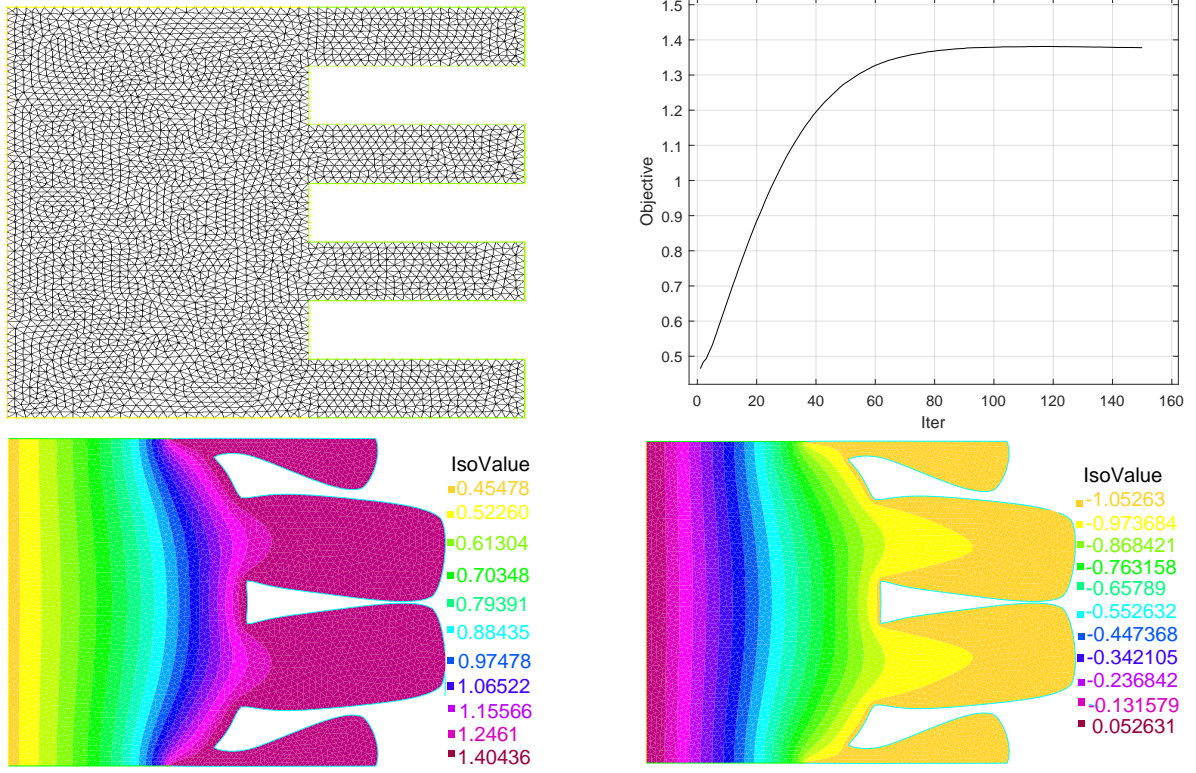


Figure 5: Initial mesh(upper left), convergence histories of the objective (upper right), counterion concentration c_1 (lower left), and electric potential ϕ (lower right) at the optimized shape computed by CT-H(sym) gradient flow for Experiment 2.

6.3 Experiment 3 (Porous domain)

Consider a porous initial domain with six irregular shapes inside; cf. right plot of Fig. 2. Binary electrolytes with ionic valences $z_1 = 1$ and $z_2 = -1$ are taken into account. The initial mesh (see Fig. 6 upper left) has 13842 triangular elements and 7294 nodes. The target volume is set as 1.25 times the initial volume. Take the following simulation parameters: $c_1^\infty = c_2^\infty = 0.5$, $g = -1$, $\epsilon = 10^{-2}$, $\gamma = 10^{-3}$, $\alpha = 2.5$ and $\beta = 10$. Notice that the boundary of the holes is a part of Γ_2 that is to be optimized. The convergence history of the objective is presented in the upper right plot of Fig. 6, showing the effectiveness of the optimization algorithm 1 in maximizing charge storage. The lower left plot of Fig. 6 presents the optimized morphology of porous configuration and the corresponding distribution of counterion concentration c_1 . The computed volume error is less than 0.01. Clearly, it can be seen that the charged surface has large variations in the upper and lower boundaries. The counterions are accumulated in thin electric double layers, since the simulations take a relatively small ϵ that gives rise to sharp boundary layers. Such results are consistent with known conclusions that charge storage can be enhanced by increasing charged surface area in electrodes. The electric potential corresponding to the optimized morphology is presented in the lower right plot of Fig. 6, which demonstrates that the potential gets screened drastically in sharp electric double layers.

6.4 Experiment 4 (Irregular domain in 3d)

In this experiment, we consider shape optimization for charge storage in 3d supercapacitors. Note that CT-H(sym) gradient flow (39) is not available in 3D. For the sake of efficiency, we utilize the scalar H^1 gradient flow (38) to obtain the descent direction.

Consider binary electrolytes with monovalent ions. The initial domain has three “cylinder holes” with four finger-shaped geometry; cf. the upper left plot of Fig. 9. The initial mesh has 69446 nodes and 34176 tetrahedral

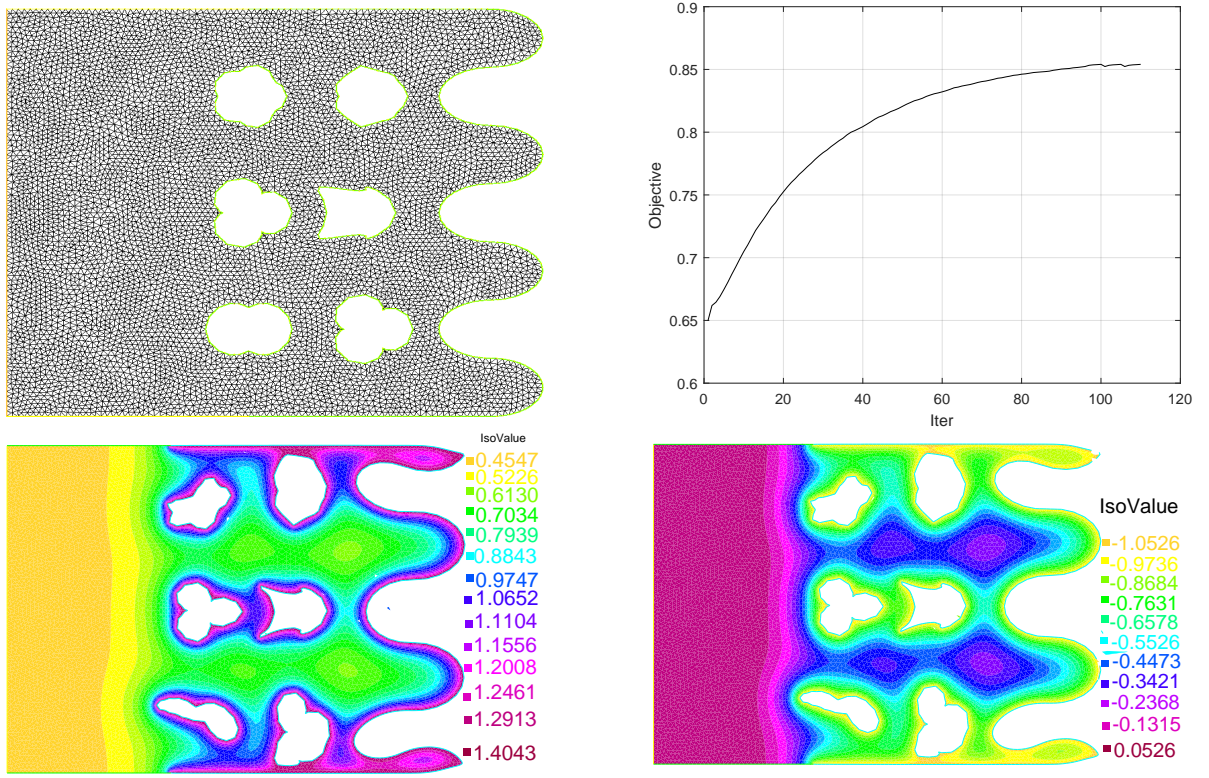


Figure 6: Initial mesh (upper left), convergence history of the objective (upper right), counterion concentration c_1 at the optimal morphology computed by CT-H(sym) gradient flow (upper right), and potential ϕ of optimized morphology computed by CT-H(sym) gradient flow (lower right) for Experiment 3.

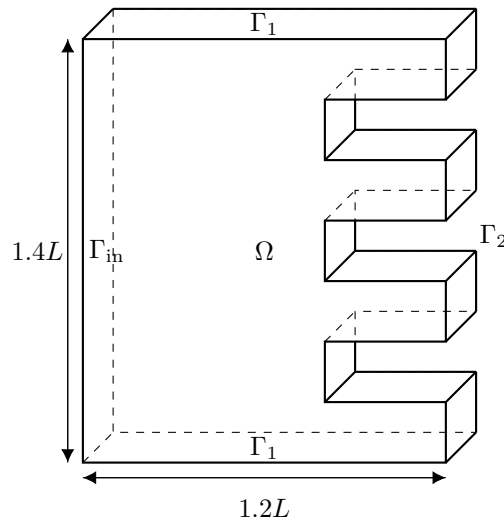


Figure 7: Illustration for computational region in 3d.

elements. Set the target volume as 1.4 times the initial volume. Simulations take $\epsilon = 10^{-2}$, $\gamma = 2.5 \times 10^{-3}$, and $\beta = 5$. The boundary data are given by $g = -1$, $c_1^\infty = 0.5$, and $c_2^\infty = 0.5$. Fig. 9 presents the optimal design of the electrode geometry starting from the initial domain, as well as the corresponding electric potential and distribution of cation concentration c_1 and anion concentration c_2 . It can be seen that the figure-shaped domain enlarges as that in the 2d case, and the cylinder holes become narrower and smoother. The counterions, as expected, mainly distribute around the charge electrode surface, and the coions are repelled away from the electrode due to electrostatics. The convergence histories for both the objective and volume error are plotted in Fig. 8, which shows that the proposed optimization model with the algorithm can effectively increase charge storage of supercapacitors through shape optimization of the electrode.

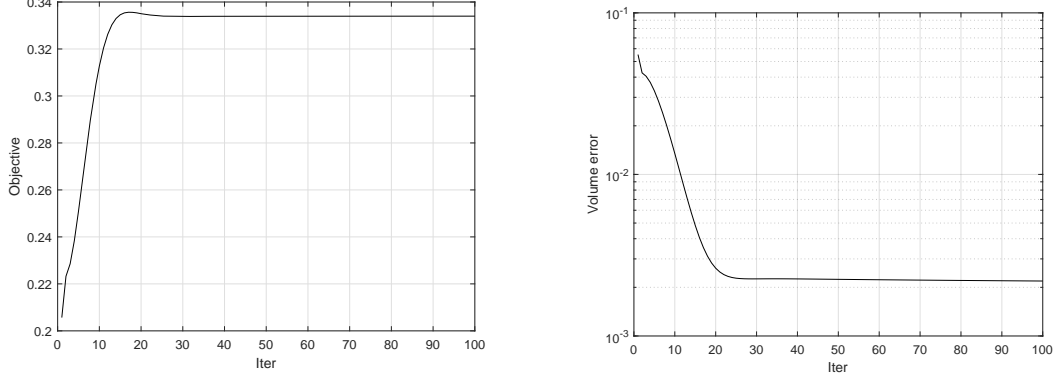


Figure 8: The convergence histories of objective (left) and volume error (right) for Experiment 4.




Figure 9: Initial domain with mesh (upper left), electric potential ϕ (upper right), cation concentration c_1 (lower left), and anion concentration c_2 (lower right) correspond to the optimized morphology computed by H^1 gradient flow for Experiment 4.

7 Conclusions

In this work, a shape optimization model has been proposed to maximize charge storage in supercapacitors. Shape sensitivity analysis has been performed to derive Eulerian derivatives in both domain and boundary expressions. The Gummel fixed-point scheme with finite-element discretization has been developed to solve the governing PNP system that could have large convection in sharp electric double layers. Gradient flow algorithms have been used as well to find an optimal electrode morphology. Extensive numerical experiments have been conducted to demonstrate the effectiveness of the proposed optimization model and the companion numerical methods. With further refinement in electrochemical description, the optimization model and numerical methods proposed in this work provide a promising tool in the design of electrode morphology to enhance charge storage. Future research in shape optimization of supercapacitors may include the enhancement of ion diffusion/charge transfer through geometry optimization of electrolyte-electrode interface.

From numerical results, one can find that topological changes are not allowed in current development of shape optimization approach. The limitation of the current method is that shape changes need to be represented through grid movement. Hence, the number of holes and topological property can not change during shape evolution. Empirically, electrode-electrolyte interface area that is closely related to the total charge storage can be further increased using topology optimization approach. This shall be systematically studied in our future work.

References

- [1] M. Alkhadra and et. al., Electrochemical methods for water purification, ion separations, and energy conversion, *Chem. Rev.*, 122 (2022), pp. 13547-13635.
- [2] G. Allaire and F. Jouve, A level-set method for vibration and multiple loads structural optimization, *Comput. Methods Appl. Mech. Engrg.*, 194 (2005), pp. 3269-3290.
- [3] I. Atlas and G. Z. Ramon, Periodic energy conversion in an electric-double-layer capacitor, *J. Colloid Interf. Sci.*, 530 (2018), pp. 675-685.
- [4] M. Bazant, K. Thornton and A. Ajdari, Diffuse-charge dynamics in electrochemical systems, *Phys. Rev. E*, 70 (2004), pp. 021506.
- [5] M.P. Bendsøe and O. Sigmund, *Topology Optimization: Theory, Methods and Applications*, Springer, 2003.
- [6] D. Bucur and G. Buttazzo, *Variational Methods in Shape Optimization Problems*, Appl. Birkhäuser Boston Inc, Boston, 2005.
- [7] F. Brezzi, L.D. Marini, S. Micheletti, P. Pietra, R. Sacco and S. Wang, Discretization of semiconductor device problems, *Handb. Numer. Anal.*, 13 (2005), pp. 317-441.
- [8] F. Brezzi, L. D. Marini and P. Pietra, Two-dimensional exponential fitting and applications to drift-diffusion models, *SIAM J. Numer. Anal.*, 26 (1989), pp. 1342-1355.
- [9] T. Bruns and D. Tortorelli, Topology optimization of non-linear elastic structures and compliant mechanisms, *Comput. Methods Appl. Mech. Engrg.*, 190 (2001), pp. 3443-3459.
- [10] A. Burke, Ultracapacitors: why, how, and where is the technology, *J. Power Sources*, 91 (2000), pp. 37-50.
- [11] H. Chen, H. Leng, D. Wang and X. Wang, An efficient threshold dynamics method for topology optimization for fluids, *CSIAM Trans. Appl. Math.*, 3 (2022), pp. 26-56.
- [12] H. Chen, P. Dong, D. Wang and X. Wang, A prediction-correction based iterative convolution-thresholding method for topology optimization of heat transfer problems, *J. Comput. Phys.*, 511 (2024), pp. 113119.
- [13] B.E. Conway, *Electrochemical Supercapacitors: Scientific Fundamentals and Technological Applications*, Kluwer Academic/Plenum Publishers, New York, 1999.
- [14] S.J. Cox and D.C. Dobson, Maximizing band gaps in two-dimensional photonic crystals, *SIAM J. Appl. Math.*, 59 (1999), pp. 2108-2120.
- [15] C. Dapogny, P. Frey, F. Omnès and Y. Privat, Geometrical shape optimization in fluid mechanics using FreeFem++, *Struct. Multidisc. Optim.*, 58 (2018), pp. 2761-2788.
- [16] M.C. Delfour and J.-P. Zolésio, *Shapes and Geometries: Metrics, Analysis, Differential Calculus, and Optimization*. 2nd ed. SIAM, Philadelphia, 2011.

- [17] Y. Deng, T. Zhou, Z. Liu, Y. Wu, S. Qian and J. G. Korvink, Topology optimization of electrode patterns for electroosmotic micromixer, *Int. J. Heat Mass Transf.*, 126 (2018), pp. 1299-1315.
- [18] J. Ding, Z. Wang and S. Zhou, Positivity preserving finite difference methods for Poisson–Nernst–Planck equations with steric interactions: application to slit-shaped nanopore conductance, *J. Comput. Phys.*, 397 (2019), pp. 108864.
- [19] J. Ding, Z. Wang and S. Zhou, Structure-preserving and efficient numerical methods for ion transport, *J. Comput. Phys.*, 418 (2020), pp. 109597.
- [20] J. Ding, Z. Wang and S. Zhou, Energy dissipative and positivity preserving schemes for large-convection ion transport with steric and solvation effects, *J. Comput. Phys.*, 488 (2023), pp. 112206.
- [21] J. Ding and S. Zhou, Second-order, positive, and unconditional energy dissipative scheme for modified Poisson–Nernst–Planck equations, *J. Comput. Phys.*, 510 (2024), pp. 113094.
- [22] I. Dione, N. Doyon and J. Deteix, Sensitivity analysis of the Poisson Nernst–Planck equations: a finite element approximation for the sensitive analysis of an electrodiffusion model, *J. Comput. Biol.*, 78 (2019), pp. 21-56.
- [23] C. Gao, S. Lee and Y. Yang, Thermally regenerative electrochemical cycle for low-grade heat harvesting, *ACS Energy Lett.*, 2 (2017), pp. 2326-2334.
- [24] W. Gong, J. Li and S. Zhu, Improved discrete boundary type shape gradients for PDE-constrained shape optimization, *SIAM J. Sci. Comput.*, 44 (2022), pp. A2464-A2505.
- [25] H.K. Gummel, A self-consistent iterative scheme for one-dimensional steady-state transistor calculations, *IEEE Trans. Electr. Dev.* ED-11, (1964), pp. 455–465.
- [26] X. Guo, W. Zhang and W. Zhong, Doing topology optimization explicitly and geometrically—A new moving morphable components based framework, *J. Appl. Mech.*, 81 (2014), pp. 081009.
- [27] H. Harbrecht, Analytical and numerical methods in shape optimization, *Math. Methods Appl. Sci.*, 31 (18), pp. 2095-2114.
- [28] J. Haslinger and R. Mäkinen, *Introduction to Shape Optimization: Theory, Approximation, and Computation*, SIAM, 2003.
- [29] F. Hecht, New development in FreeFem++, *J. Numer. Math.*, 20 (2012), pp. 251-265.
- [30] J. Hu and X. Huang, A fully discrete positivity-preserving and energy-dissipative finite difference scheme for Poisson–Nernst–Planck equations, *Numer. Math.*, 145 (2020), pp. 77-145.
- [31] J. Huang, B. Sumpter and V. Meunier, Theoretical model for nanoporous carbon supercapacitors, *Angew. Chem. Int. Ed.*, 47 (2008), pp. 520-524.
- [32] J. A. Iglesias, K. Sturm and F. Wechsung, Two-dimensional shape optimization with nearly conformal transformations, *SIAM J. Sci. Comput.*, 40 (2018), pp. 3807-3830.
- [33] N. Ishizuka, T. Yamada, K. Izui and S. Nishiwaki, Topology optimization for unifying deposit thickness in electroplating process, *Struct. Multidiscip. Optim.*, 62 (2020), pp. 1767-1785.
- [34] X. Ji, C. Liu, P. Liu and S. Zhou, Energetic variational approach for prediction of thermal electrokinetics in charging and discharging processes of electrical double layer capacitors, *J. Power Sources*, 551 (2022), pp. 232184.
- [35] B. Jin, J. Li, Y. Xu and S. Zhu, An adaptive phase-field method for structural topology optimization, *J. Comput. Phys.*, 506 (2024), pp. 112932.
- [36] D. Leon, J. Goncalves and C. de Souza, Stress-based topology optimization of compliant mechanisms design using geometrical and material nonlinearities, *Struct. Multidisc. Optim.*, 62 (2020), pp. 231-248.
- [37] J. Li and S. Zhu, Shape optimization of Navier–Stokes flows by a two-grid method, *Comput. Methods Appl. Mech. Engrg.*, 400 (2022), pp. 115531.
- [38] J. Li and S. Zhu, Shape optimization of the Stokes eigenvalue problem, *SIAM J. Sci. Comput.*, 45 (2023), A798-A828.

- [39] J. Li, S. Zhu and X. Shen, On mixed finite element approximations of shape gradients in shape optimization with the Navier-Stokes equation, *Numer. Methods Partial Differential Eq.*, 39 (2023), pp. 1604-1634.
- [40] Y. Li, K. Wang, Q. Yu, Q. Xia and J. Kim, Unconditionally energy stable schemes for fluid-based topology optimization, *Commun. Nonlinear Sci. Numer. Simul.*, 111 (2022), pp. 106433.
- [41] C. Lian, M. Janssen, H. Liu and R. van Roij, Blessing and curse: How a supercapacitor's large capacitance causes its slow charging, *Phys. Rev. Lett.*, 124 (2020), pp. 076001.
- [42] C. Liu, C. Wang, S. Wise, X. Yue and S. Zhou, A positivity-preserving, energy stable and convergent numerical scheme for the Poisson–Nernst–Planck system, *Math. Comput.*, 90 (2021), pp. 2071-2106.
- [43] P.A. Markowich, *The Stationary Semiconductor Device Equations*, Springer, Wien, 1986.
- [44] J. R. Miller and P. Simon, Electrochemical capacitors for energy management, *Science*, 5889 (2008), pp. 651-652.
- [45] S. Mitchell and M. Ortiz, Computational multiobjective topology optimization of silicon anode structures for lithium-ion batteries, *J. Power Sources*, 326 (2016), pp. 242-251.
- [46] B. Mohammadi and O. Pironneau, *Applied Shape Optimization for Fluids*. Clarendon Press, Oxford, 2001.
- [47] S. Osher and F. Santosa, Level set methods for optimization problems involving geometry and constraints I. frequencies of a two-density inhomogeneous drum, *J. Comput. Phys.*, 171 (2001), pp. 272-288.
- [48] J. Onishi, Y. Kametani, Y. Hasegawa, and N. Shikazono, Topology optimization of electrolyte-electrode interfaces of solid oxide fuel cells based on the adjoint method, *J. Electrochem.*, 166 (2019), pp. F876-F888.
- [49] A. Prohl and M. Schmuck, Convergent discretizations for the Nernst-Planck-Poisson system, *Numer. Math.*, 111 (2009), pp. 591-630.
- [50] T. Roy, M. Troya1, M. Worsley and V. Beck, Topology optimization for the design of porous electrodes, *Struct. Multidiscip. Optim.*, 65 (2022), 171.
- [51] M. Salanne and et. al., Efficient storage mechanisms for building better supercapacitors, *Nat. Energy*, 1 (2016), pp. 16070.
- [52] V. Schulz and M. Siebenborn, Computational comparison of surface metrics for PDE constrained shape optimization, *Comput. Methods Appl. Math.*, 16 (2016), pp. 485-496.
- [53] J. Shen and J. Xu, Unconditionally positivity preserving and energy dissipative schemes for Poisson–Nernst–Planck equations, *Numer. Math.*, 148 (2021), pp. 671-697.
- [54] J. Sokolowski and J.P. Zolésio, *Introduction to Shape Optimization: Shape Sensitivity Analysis*, Springer, Heidelberg, 1992.
- [55] P. Plotnikov and J. Sokolowski, Geometric aspects of shape optimization, *J. Geom. Anal.*, 33 (2023), No. 206.
- [56] A. Laurain and K. Sturm, Distributed shape derivative via averaged adjoint method and applications, *ESAIM: Math. Model. Numer. Anal.*, 50 (2016), pp. 1241-1267.
- [57] A. Laurain, Distributed and boundary expressions of first and second order shape derivatives in nonsmooth domains, *J. Math. Pures Appl.* 134 (2020) 328-368.
- [58] H. Wang, J. Varghese and L. Pilon, Simulation of electric double layer capacitors with mesoporous electrodes: Effects of morphology and electrolyte permittivity, *Electrochim. Acta*, 17 (2011), pp. 6189-6197.
- [59] H. Wang, A. Thiele and L. Pilon, Simulations of Cyclic Voltammetry for electric double layers in asymmetric electrolytes: A generalized modified Poisson–Nernst–Planck model, *J. Phys. Chem. C*, 117 (2013), pp. 18286-18297.
- [60] Y. Xu and et. al., Holey graphene frameworks for highly efficient capacitive energy storage, *Nat. Commun.*, 5 (2014), pp. 4554.
- [61] K. Yaji, S. Yamasaki, S. Tsushima, T. Suzuki and K. Fujita, topology optimization for the design of flow fields in a redox flow battery, *Struct. Multidiscip. Optim.*, 57 (2018), pp. 535-546.

- [62] J. Yang, M. Janssen, C. Lian and R. van Roij, Simulating the charging of cylindrical electrolyte-filled pores with the modified Poisson–Nernst–Planck equations, *J. Chem. Phys.*, 156 (2022), pp. 214105.
- [63] G. Yoon and J. Park, Topological design of electrode shapes for dielectrophoresis based devices, *J. Electrostat.*, 68 (2010), pp. 475–486.
- [64] Q. Yu and Y. Li, A second-order unconditionally energy stable scheme for phase-field based multimaterial topology optimization, *Comput. Methods Appl. Mech. Engrg.*, 405 (2023), 115876.
- [65] Q. Zhang, Q. Wang, L. Zhang and B. Lu, A class of finite element methods with averaging techniques for solving the three-dimensional drift-diffusion model in semiconductor device simulations, *J. Comput. Phys.* 458 (2022), 111086.
- [66] T. Zhao, S. Zhou, Z. Xu and S. Zhao, Molecular insights into temperature oscillation of electric double-layer capacitors in charging–discharging cycles, *J. Power Sources*, 559 (2023), pp. 232596.
- [67] T. Zhao, S. Zhao, S. Zhou and Z. Xu, How the thermal effect regulates cyclic voltammetry of supercapacitors, *ACS Energy Lett.*, 8 (2023), pp. 3365–3372.
- [68] X. Zhang, Z. Kang and M. Li, Topology optimization of electrode coverage of piezoelectric thin-walled structures with CGVF control for minimizing, *Struct. Multidiscip. Optim.*, 50 (2014), pp. 799–814.
- [69] K. Zhang, S. Zhu, J. Li and W. Yan, Shape gradient methods for shape optimization of an unsteady multiscale fluid-structure interaction model, *J. Geom. Anal.*, 34 (2024), article number 245.
- [70] S. Zhu, Effective shape optimization of Laplace eigenvalue problems using domain expressions of Eulerian derivatives, *J. Optim. Theory Appl.*, 176 (2018), pp. 17–34.