

# ProxyLM: Predicting Language Model Performance on Multilingual Tasks via Proxy Models

David Anugraha<sup>1</sup>, Genta Indra Winata<sup>2\*</sup>, Chenyue Li<sup>1</sup>,  
Patrick Amadeus Irawan<sup>3†</sup>, En-Shiun Annie Lee<sup>1,4</sup>

<sup>1</sup>University of Toronto    <sup>2</sup>Capital One

<sup>3</sup>Institut Teknologi Bandung    <sup>4</sup>Ontario Tech University

{david.anugraha,chenyueli}@mail.utoronto.ca, genta.winata@capitalone.com,  
†13520109@std.stei.itb.ac.id, annie.lee@ontariotechu.ca

## Abstract

Performance prediction is a method to estimate the performance of multilingual language models (LMs), mitigating computational costs associated with model capacity and data for fine-tuning. Our paper introduces PROXYLM, a scalable framework for predicting LM performance using proxy models in multilingual tasks. These proxy models act as surrogates, approximating the performance of fine-tuned LMs on specific downstream natural language processing (NLP) tasks. By leveraging proxy models, PROXYLM significantly reduces computational overhead on task evaluations, achieving up to a  $37.08\times$  speedup compared to traditional methods, even with our smallest proxy models. Additionally, our methodology showcases adaptability to previously unseen languages in pre-trained LMs, outperforming the state-of-the-art performance by  $1.89\times$  as measured by root-mean-square-error (RMSE). This framework streamlines model selection, enabling efficient deployment and iterative LM enhancements without extensive computational resources.

## 1 Introduction

Language Models (LMs) have become increasingly valuable for assessing Natural Language Processing (NLP) tasks (Raffel et al., 2020; Brown et al., 2020; Costa-jussà et al., 2022b; Touvron et al., 2023a,b; Le Scao et al., 2023). However, fine-tuning and evaluating these models are resource-intensive processes in terms of both computation and time. These costs escalate with model size, especially when experimenting across multiple datasets. As highlighted in Kaplan et al. (2020), there is a scaling law that applies to both model and dataset sizes, and computational demands, indicating that larger models and broader datasets require increased computational resources. Modeling low-resource languages (LRLs) in multilingual contexts

presents a range of challenges. One significant challenge is the limited data availability, which hampers effective fine-tuning processes (Gu et al., 2018; Adilazuarda et al., 2024), making model adaptation through fine-tuning a challenging task (Zoph et al., 2016; Liu et al., 2021). Another critical issue is the lack of pre-training data for numerous regional languages, such as Southeast Asian languages (Winata et al., 2022, 2024; Yong et al., 2024), with many languages being omitted during the pre-training phase of multilingual LMs.

Given the limited academic computational resources for LM fine-tuning and inadequate LRL datasets, efficient methods in predicting model performance alleviate the dependency on extensive resources. While linear regression and gradient-boosting hold promise in performance prediction (Birch et al., 2008a; Srinivasan et al., 2021; Xia et al., 2020a; Ye et al., 2021a; Schram et al., 2023; Khiu et al., 2024), existing solutions primarily focus on homogeneous data settings and prioritize high-resource languages using Transformer models (Vaswani et al., 2017). Khiu et al. (2024) examine diverse datasets and LRLs but encounter limitations in the number of experiments, language diversity, and model scope, focusing solely on mBART (Liu et al., 2020). Recent advancements in larger multilingual models, like NLLB (Costa-jussà et al., 2022a) and M2M100 (Fan et al., 2021), have significantly improved machine translation capabilities, exceeding those of mBART.

In this paper, we propose PROXYLM,<sup>1</sup> a framework to predict LMs performance by utilizing proxy models on LRLs. Proxy models are defined as substitute models, wherein the performance of these substitute models are used to estimate the performance of another LM. This other model can be significantly larger than our proxy models. For optimizing the prediction, we utilize much smaller LMs

\*The work was conducted outside Capital One.

<sup>1</sup>We release our code at <https://github.com/davidanugraha/proxylm>

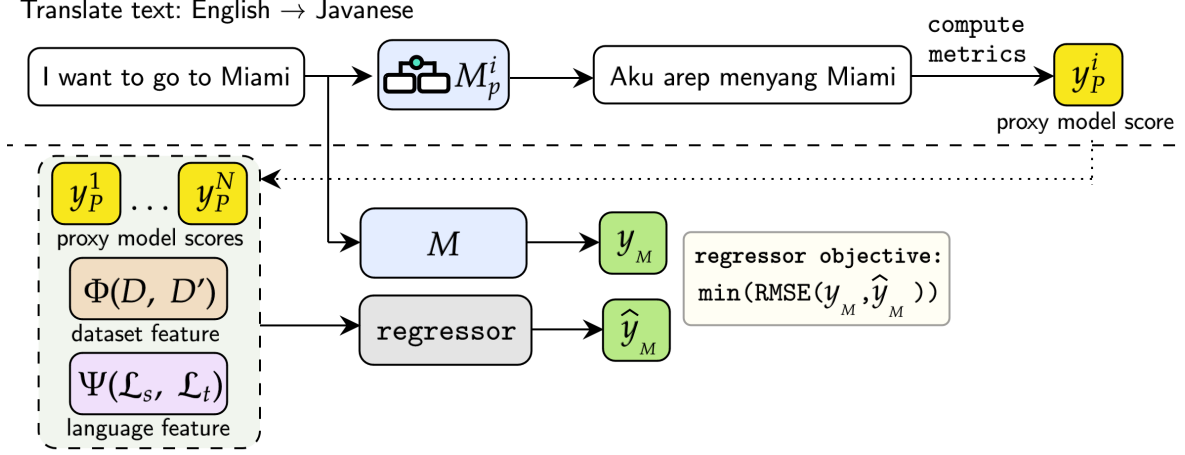


Figure 1: PROXYLM framework for LM performance prediction. **(Top)** The evaluation metric is computed on the test set using a proxy model  $\mathcal{M}_p^i$ . **(Bottom)** The regressor  $g$  is trained using proxy model scores as well as dataset and language features by minimizing the RMSE difference of  $y_{\mathcal{M}}$  and  $\hat{y}_{\mathcal{M}}$ .

as proxy models and off-the-shelf models without further tuning. This approach is very scalable to multiple proxy models and task-agnostic to any modalities, thus it can be applied to any downstream tasks. This study focuses on machine translation tasks and our approach outperforms the existing work from Xia et al. (2020a); Ye et al. (2021a); Schram et al. (2023); Khiu et al. (2024), which opens a new avenue to employ LMs for model performance prediction. Therefore the contribution of our paper can be summarized in three-fold:

1. We introduce PROXYLM, an efficient and scalable framework designed to predict the performance of LMs. This framework significantly reduces the computational costs associated with fine-tuning and inference during model selection.
2. We demonstrate the effectiveness and robustness of PROXYLM across 18 dataset sources and 50 languages on two estimated LM architectures. Our framework substantially outperforms all existing baselines in English-centric, many-to-many languages, and cross-dataset settings, including scenarios involving extremely LRLs that remain unseen by pre-trained LMs, surpassing the state-of-the-art performance measured with RMSE by  $1.89\times$ .
3. We also provide a time analysis comparing the fine-tuning duration of proxy models to direct model fine-tuning. Our results indicate that, with our smallest proxy models, we can

achieve up to a  $37.08\times$  speedup on task evaluation compared to the traditional approach, highlighting the efficiency of our approach.

## 2 Methodology

In this section, we formally define the LM performance prediction problem and our proposal to improve performance prediction.

### 2.1 PROXYLM

Recall that performance prediction is a task of estimating a system’s performance based on the model and its training strategy, training and test dataset, and language used. Formally, let LM  $\mathcal{M}$  be our estimated model.  $\mathcal{M}$  is trained over a training dataset  $\mathcal{D}$  with source language  $\mathcal{L}_s$  and target language  $\mathcal{L}_t$ , and then tested using dataset  $\mathcal{D}'$ .  $\mathcal{M}$ ’s performance, denoted  $y_{\mathcal{M}}$ , can be formulated under function  $f$  that relates between these variables:

$$y_{\mathcal{M}} = f(\mathcal{M}, \mathcal{D}, \mathcal{D}', \mathcal{L}_s, \mathcal{L}_t). \quad (1)$$

We can approximate  $f$  by transforming Equation 1 into a regression task with a regressor function  $g$ , which will be trained on past performance records. The regressor takes dataset features  $\Phi(\mathcal{D}, \mathcal{D}')$  to identify the characteristics of the training and test datasets, as well as the distribution shift between them. It also takes language features  $\Psi(\mathcal{L}_s, \mathcal{L}_t)$  to measure the dissimilarities between the source and target languages. This can be formulated as follows:

$$\hat{y}_{\mathcal{M}} = g(\Phi(\mathcal{D}, \mathcal{D}'); \Psi(\mathcal{L}_s, \mathcal{L}_t)). \quad (2)$$

We present PROXYLM, a framework that leverages the past performance of other models, referred to as proxy models, as additional context for our regressor. Intuitively, proxy models can provide valuable insights that assist in predicting the performance of the estimated model  $\mathcal{M}$ . Formally, let  $\mathcal{M}_p = [\mathcal{M}_p^1, \dots, \mathcal{M}_p^N]$  be a set of  $N$  proxy models. To integrate the information from these proxy models, we propose modifying Equation 2 as follows:

$$y_{\hat{\mathcal{M}}} = g(\hat{y}_{\mathcal{M}_p}; \Phi(\mathcal{D}, \mathcal{D}'); \Psi(\mathcal{L}_s, \mathcal{L}_t)), \quad (3)$$

where  $y_{\mathcal{M}_p} = [y_{\mathcal{M}_p^1}, \dots, y_{\mathcal{M}_p^N}]$  represents the performance records of  $N$  proxy models. The advantage of using proxy models arises from their faster fine-tuning and evaluation compared to the estimated model  $\mathcal{M}$ . This also means that off-the-shelf models can be used directly without additional tuning if they already perform the task adequately, further enhancing efficiency.

## 2.2 PROXYLM Features

**Language Features** We use URIEL Typological Database (Littell et al., 2017) similar to Xia et al. (2020a) including geographic, genetic, inventory, syntactic, phonological, and featural distance. The language features are useful to provide a language-specific representation to the regressor model.

**Dataset Features** We extract 6 features from the dataset, including train size, vocab size, average sentence length, word overlap, Type-Token Ratio (TTR), and TTR distance from  $\mathcal{D}$  and  $\mathcal{D}'$  based on Xia et al. (2020a). We will refer to these features and language features combined as NLPPerf features. Furthermore, we incorporate the distribution shift information between the training and test datasets using Jensen-Shannon Divergence (JSD) as described by (Khiu et al., 2024). In addition, we include term frequency-inverse document frequency (TF-IDF) and sentence similarity with Sentence-BERT (Reimers and Gurevych, 2019).

**Proxy Models Features** We leverage the performance data from proxy models, derived by averaging results from multiple fine-tuning and evaluation iterations on identical datasets and languages. Moreover, we retain the flexibility to adjust the number of proxy models employed, facilitating efficient and adaptable performance estimation.

## 3 Experimental Setup

In this section, we describe the datasets and LMs used to obtain LMs’ performance records. These records were then used to train various regressor models under different experimental settings to investigate our approach to performance predictions. The details of the hyper-parameters for both the LMs and the regressors are provided in A.3.

### 3.1 Datasets

We evaluate our approach through two machine translation benchmarks: MT560 (Gowda et al., 2021) and NusaTranslation (Cahyawijaya et al., 2023). The MT560 dataset is English-centric, where English can serve as either the source or target language. We curated 20 datasets and selected 44 languages out of 500 for evaluation in MT560. In contrast, the NusaTranslation dataset comprises parallel texts in 12 Indonesian regional languages within a Many-to-Many Languages setting, allowing any language to act as the source or target. As many of these languages are absent in pre-trained multilingual models, we analyze 8 out of the 12 languages due to limited data in the remaining 4. The datasets encompass 50 languages across various domains such as economics, technology, and medicine. Detailed language insights are available in Tables 8 and 9 in A.1 for reference.

### 3.2 Models

**Estimated LMs** We employ two estimated LMs: M2M100 1.2B (Fan et al., 2021) and NLLB 1.3B (Costa-jussà et al., 2022b). Each estimated model is fine-tuned using a standard next token prediction objective on the training set.

**Proxy Models** We utilize four different transformer-based models: an encoder-decoder random initialized Transformers (100M) (Vaswani et al., 2017), SMaLL-100 (330M) (Mohammadshahi et al., 2022), M2M100 (Fan et al., 2021), and NLLB (Costa-jussà et al., 2022b). For M2M100 and NLLB, we use the models without any additional tuning (**No FT**) in a zero-shot fashion. Model details are provided in Appendix A.2. The evaluation is done using SentencePiece BLEU (spBLEU) (Goyal et al., 2022), as it has been demonstrated to be a fair metric in multilingual settings, particularly in low-resource settings. For simplicity, the term “fine-tuning” will be used throughout this paper to refer to both the process of training from scratch (as in the case of the

Transformer (100M) model) and the process of fine-tuning pre-trained LMs.

**Regressors** We utilize XGBoost (Chen and Guestrin, 2016), LGBM (Ye et al., 2021a), Poly2 (Khiu et al., 2024), and Poly3 (Khiu et al., 2024) as our regressors. In most of our experiments, we apply XGBoost as our default regressor because we find it to be the best-performing model, while the other regressors serve as baselines. Specifically for the Many-to-Many Languages setting, Matrix Factorization with context features (MF) is used as an additional baseline (Schram et al., 2023). We do not apply MF to our English-centric setting because MF requires the performance records to be structured in two dimensions—one for the source language and one for the target language. In the English-centric setting, this would result in a sparse matrix with only one fully populated row or column, corresponding to English, making MF impractical for this setup.

### 3.3 Experimental Settings

Each regressor is evaluated using RMSE as our performance metric and evaluated 5 times with different seeds to obtain the mean and standard deviation of the performance results. We set our experiment settings as follows:

- **Random:** We randomly sample the performance records into training and test sets with a ratio of 7:3. Then, we run 10-fold cross-validation on the training set to find the best hyper-parameters for each regressor. The best-performing regressor would subsequently be evaluated on the test set.
- **Leave-One-Language-Out (LOLO):** We select one language as the test set, which is not encountered during training.
- **Unseen:** The performance records can be divided into two categories: (1) records with “seen” languages and (2) records with “unseen” languages. “Unseen” languages refer to languages that are not present in the pre-training LM data, while “seen” languages denote those that are present. In this setting, the regressor is trained using records of “seen” languages and tested using records of “unseen” languages.
- **Cross-Dataset:** We train the regressor using performance records from the MT560 dataset

and test it using records from the NusaTranslation dataset. We opt not to reverse this setup as the dataset exhibits no domain shift and contains fewer performance records.

## 4 Results and Analysis

In this section, we present the results of the performance predictions for PROXYLM and baselines over three settings: English-centric, Many-to-Many Languages, and Cross-Dataset, as described above. Further, we discuss the robustness, effectiveness, and efficiency of PROXYLM in the context of performance prediction.

### 4.1 English-centric Results

Table 1 shows the overall results on MT560. PROXYLM remarkably outperforms all existing baselines. We find that incorporating all proxy models (Ensemble) is the most effective for prediction, leading to a  $2.29\times$  averaged reduction in RMSE across all experimental settings compared to the best baseline. We observe that using the “No FT” estimated model to predict the performance of their fine-tuned models is surprisingly useful in all settings, especially for NLLB, where the model already has decent machine translation quality on LRLs. This observation is supported by our findings within the XGBoost model that the NLLB No FT feature has the highest importance score among all features, as shown in Figure 16. Further, using SMaLL-100 fine-tuned performance provides useful estimations for settings involving M2M100 as the estimated model. This may indicate that the performance of a model with similar architecture can be a good estimator for the performance of the larger estimated model. In other words, the choice of proxy model to help prediction matters. Feature importance analysis from the XGBoost model supports this, revealing that the SMaLL-100 fine-tuned feature has the highest importance score among all features, as shown in Figure 15.

Our analysis also indicates that XGBoost outperforms other regression models, across all evaluated settings. Both XGBoost and LGBM, which are gradient-boosting and tree-based learning methods, demonstrate superior performance metrics across all settings. Their robustness and efficiency as non-linear models are evident when compared to linear models, such as Poly2 and Poly3. Poly2 and Poly3 regressors, which employ second-degree and third-degree polynomial regression approaches re-



Models	Random		LOLO		Unseen	Avg.
	M2M100↓	NLLB↓	M2M100↓	NLLB↓	M2M100↓	
NLPerf (Xia et al., 2020a) with different regressors						
XGBoost	8.09 ± 0.44	8.40 ± 0.41	8.81 ± 0.39	12.35 ± 0.52	8.22 ± 0.46	9.17
Poly2 (Khuu et al., 2024)	10.00 ± 0.46	12.30 ± 0.48	10.54 ± 0.00	13.28 ± 0.00	9.91 ± 0.00	11.21
Poly3 (Khuu et al., 2024)	9.93 ± 0.52	12.33 ± 0.46	10.66 ± 0.00	14.06 ± 0.00	10.57 ± 0.00	11.51
LGBM (Ye et al., 2021a)	8.18 ± 0.34	8.59 ± 0.33	9.00 ± 0.49	12.41 ± 0.53	8.59 ± 0.69	9.35
PROXYLM (Ours) <sup>†</sup> with different proxy models						
Transformer	5.29 ± 0.38	7.65 ± 0.47	6.25 ± 0.29	11.33 ± 0.50	6.54 ± 0.30	7.41
SMaLL-100	<u>4.26</u> ± 0.35	7.02 ± 0.44	<u>4.33</u> ± 0.24	9.70 ± 0.37	<u>4.54</u> ± 0.41	5.97
SMaLL-100 (No FT)	5.93 ± 0.23	6.73 ± 0.49	6.33 ± 0.28	10.66 ± 0.44	5.77 ± 6.06	7.08
Estimated Model (No FT)	5.76 ± 0.19	<u>4.29</u> ± 0.31	6.23 ± 0.34	<u>4.59</u> ± 0.22	5.67 ± 0.41	<u>5.31</u>
Ensemble <sup>†</sup>	<b>3.79</b> ± 0.30	<b>3.79</b> ± 0.25	<b>3.90</b> ± 0.22	<b>4.14</b> ± 0.24	<b>4.36</b> ± 0.22	<b>4.00</b>

Table 1: English-centric test results in average RMSE  $\pm$  standard deviation (**lower is better**). **Bold** numbers indicate the best performance, while underlined numbers represent the second-best performance. The columns show the setting and estimated model. “No FT” denotes “no fine-tuning” and the model inference is done in a zero-shot fashion. We only show M2M100 results for the Unseen setting since NLLB covers all languages in the MT560 dataset. Avg represents the average of the results across the row. <sup>†</sup>The reported results use XGBoost as the regressor. <sup>†</sup>Ensemble denotes combining all four proxy models, the detailed breakdown of this result can be seen in B.

Models	M2M100		NLLB	
	LRL	MRL	LRL	MRL
Transformer	6.14	6.67	11.60	10.26
SMaLL-100	4.28	4.55	10.18	7.83
SMaLL-100 (No FT)	6.17	6.96	7.90	11.38
Estimated Model (No FT)	6.15	6.57	4.66	4.32
Ensemble	<b>3.93</b>	<b>3.80</b>	<b>4.10</b>	<b>4.15</b>

Table 2: English-centric LOLO test results in average RMSE by language vitality (**lower is better**). “No FT” denotes “no fine-tuning”. “LRL” and “MRL” denote low-resource languages and medium-resource languages, based on (Joshi et al., 2021). The full mapping is in the Appendix on Table 8 & 9.

spectively, tend to generate lower scores. This diminished performance is largely attributed to their limitations in capturing the nonlinear relationships inherent in the data, leading to suboptimal results. We further present the results by the language vitality on Table 2. The overall difference in RMSE between LRLs and medium-resource languages (MRLs) is relatively small, except when using SMaLL-100 as proxy models. An interesting observation here on SMaLL-100 in predicting the NLLB model is that the “No FT” model can predict “LRL” much better than the fine-tuned counterpart, and the fine-tuned model better predicts “MRL”.

## 4.2 Many-to-Many Languages Results

Table 3 presents the performance of different models on the NusaTranslation dataset within the Many-

to-Many languages setting. The results reveal that the Ensemble model achieves the lowest RMSE, with a  $1.70\times$  averaged reduction in RMSE across all experimental settings compared to the best baseline, indicating superior accuracy in performance predictions. An exception occurs in the random NLLB setting, where the model utilizing only NLPerf features outperforms the ensemble model, achieving the best performance. Note that no domain shift occurs within the dataset.

A comparative analysis shows that predicting the performance of M2M100 models in the random setting presents a greater challenge compared to predicting for the NLLB models. This discrepancy suggests that the complexity of performance prediction can vary substantially depending on the specific LM and the conditions under which it is evaluated. A particularly noteworthy finding is the effectiveness of using “No FT” models for estimating LM performance. The “No FT” models, which do not require any additional fine-tuning, demonstrate high accuracy in their performance predictions. This method offers substantial efficiency benefits, as it eliminates the need for extensive computational resources typically required for model training. In contrast, we find similar results between the LOLO setting for Many-to-Many languages and English-centric results, where PROXYLM using Ensemble remarkably outperforms all existing baselines. In addition, we find

Models	Random		LOLO		Avg.
	M2M100↓	NLLB↓	M2M100↓	NLLB↓	
NLPerf (Xia et al., 2020a) with different regressors					
XGBoost	2.45 ± 0.30	<b>1.21</b> ± 0.29	7.83 ± 0.23	8.28 ± 0.31	4.94
Poly2 (Khiu et al., 2024)	4.70 ± 0.40	4.68 ± 0.51	7.07 ± 0.00	7.90 ± 0.00	6.09
Poly3 (Khiu et al., 2024)	4.60 ± 0.41	4.64 ± 0.49	7.26 ± 0.00	8.01 ± 0.00	6.13
LGBM (Ye et al., 2021a)	2.66 ± 0.22	1.76 ± 0.29	7.91 ± 0.01	8.06 ± 0.00	5.10
MF (Schram et al., 2023)	3.65 ± 0.26	2.60 ± 0.39	7.08 ± 0.23	7.14 ± 0.22	5.12
PROXYLM <sup>‡</sup> (Ours) with different proxy models					
Transformer	2.56 ± 0.43	1.70 ± 0.20	5.65 ± 0.23	6.24 ± 0.34	4.04
SMaLL-100	2.56 ± 0.33	1.65 ± 0.44	<u>4.85</u> ± 0.36	<u>5.14</u> ± 0.46	<u>3.55</u>
SMaLL-100 (No FT)	2.44 ± 0.21	1.34 ± 0.38	6.93 ± 0.34	7.25 ± 0.37	4.49
Estimated Model (No FT)	<b>2.38</b> ± 0.36	<u>1.27</u> ± 0.30	5.10 ± 0.28	5.50 ± 0.26	3.56
Ensemble <sup>†</sup>	<u>2.41</u> ± 0.28	1.56 ± 0.35	<b>3.73</b> ± 0.23	<b>3.79</b> ± 0.19	<b>2.90</b>

Table 3: Many-to-Many Languages test results in average RMSE  $\pm$  standard deviation (**lower is better**). **Bold** numbers indicate the best performance, while underlined numbers represent the second-best performance. The columns show the setting and estimated model. “No FT” denotes “no fine-tuning”. We do not cover the Unseen setting as most of the languages are not covered by both M2M100 and NLLB in the NusaTranslation dataset. Avg represents the average of the results across the row. <sup>‡</sup>The reported results are experiments using XGBoost regressor. <sup>†</sup>Ensemble denotes combining all four proxy models.

Models	M2M100↓	NLLB↓
NLPerf (Xia et al., 2020a) with different regressors		
XGBoost	9.97 ± 0.35	10.52 ± 0.73
Poly2 (Khiu et al., 2024)	9.27 ± 0.00	21.43 ± 0.00
Poly3 (Khiu et al., 2024)	8.58 ± 0.00	19.81 ± 0.00
LGBM (Ye et al., 2021a)	9.24 ± 0.24	15.19 ± 1.00
PROXYLM <sup>‡</sup> (Ours) with different proxy models		
Transformer	6.65 ± 0.26	10.69 ± 0.90
SMaLL-100	<u>5.53</u> ± 0.98	7.68 ± 2.11
SMaLL-100 (No FT)	9.08 ± 0.63	16.66 ± 1.08
Estimated Model (No FT)	9.45 ± 0.78	<u>7.10</u> ± 0.69
Ensemble <sup>†</sup>	<b>4.30</b> ± 0.17	<b>6.21</b> ± 0.50

Table 4: Cross-Dataset test results in average RMSE  $\pm$  standard deviation (**lower is better**). **Bold** numbers indicate the best performance, while underlined numbers represent the second-best performance. The columns show the setting and estimated model. “No FT” denotes “no fine-tuning”. <sup>‡</sup>The reported results are experiments using LGBM regressor. <sup>†</sup>Ensemble denotes combining all four proxy models.

that using SMaLL-100 fine-tuned performance results in better predictions compared to those of the “No FT” estimated model.

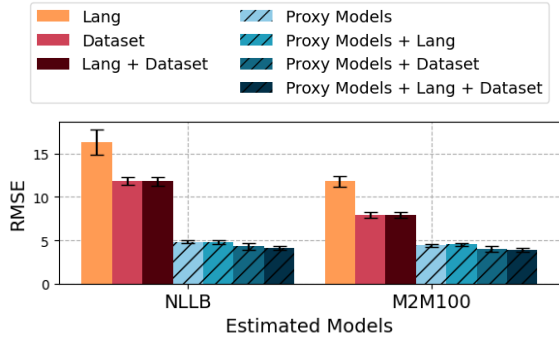
### 4.3 Cross-Dataset Results

Table 4 illustrates model performance in the Cross-Dataset setup, showcasing the superior performance of PROXYLM with LGBM over XGBoost.

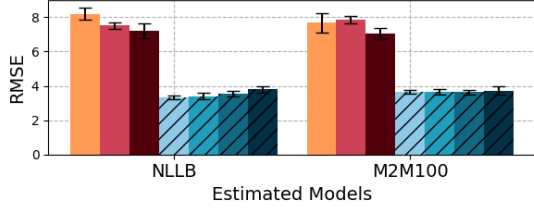
The results highlight that PROXYLM with Ensemble significantly reduces RMSE compared to the best baseline by  $2\times$  and  $1.69\times$  for M2M100 and NLLB, respectively. This displays consistent performance across datasets and languages that were not encountered during the regressor’s training, including “unseen” languages for the pre-trained LMs. Moreover, the “No FT” models exhibit variability compared to other proxy models. The performance variation between M2M100 and NLLB may be attributed to the MT560 dataset solely containing “seen” languages for NLLB, lacking “unseen” languages examples for the regressor. This highlights the significance of incorporating “unseen” language instances in training for more dependable predictions.

### 4.4 Ablation Study

Figure 2 highlights the impact of features used in PROXYLM in the LOLO setting with XGBoost. Utilizing proxy models as features leads to a significant reduction in RMSE across all scenarios, showcasing their importance compared to other features. For the MT560 dataset, including language and dataset features alongside proxy models enhances performance. Dataset features alone show better improvement than language features alone, but the combination of both yields the best performance. On the other hand, for the NusaTranslation



(a) English-centric test results on MT560 dataset.



(b) Many-to-Many Languages test results on NusaTranslation dataset.

Figure 2: Ablation study on the LOLO setting with XGBoost on MT560 and NusaTranslation dataset. “Proxy Models” here indicates “Ensemble”, which is a combination of all four proxy models. “Proxy Models” significantly reduce RMSE across all scenarios.

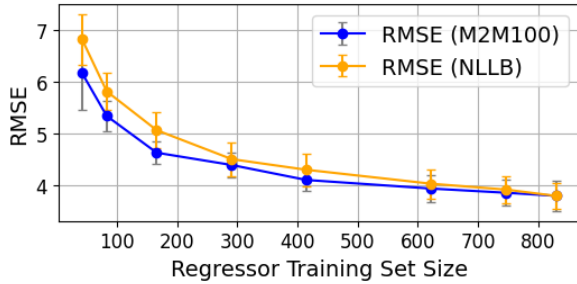


Figure 3: RMSE decreases as XGBoost’s training set size, which corresponds to the number of MT560 past performance records, increases.

dataset, the benefits of incorporating dataset and language features are less pronounced, especially for the M2M100 model, and there may even be a performance dip for the NLLB model due to the dataset’s lack of domain shift.

#### 4.5 Diminishing Returns with Increasing Training Set Size

In Figure 3, we examine the training of the XGBoost regressor using different numbers of MT560 past performance records as the training dataset. While the regressor’s performance shows enhancement with an expanding training size, the incremental benefits start diminishing once the training

Datasets	Inference	Fine-tuning	
		MT560	NusaTranslation
Estimated models			
M2M100	338 s	3.94 hrs (4.77×)	1.42 hrs (7.32×)
NLLB	492 s	9.4 hrs (11.48×)	7.21 hrs (37.08×)
Proxy models			
SMaLL-100	201 s	2.5 hrs (3.03×)	1.03 hrs (5.29×)
Transformer	60 s	0.83 hrs (1×)	0.19 hrs (1×)

Table 5: Comparison of LMs’ inference time (in seconds) and fine-tuning time (in hours) for one experimental run. The multiplier of fine-tuning time is relative to the Transformer model. All times were calculated using the interquartile mean to ignore outliers. Since the inference time for MT560 and NusaTranslation are roughly the same, only one column is provided.

Regressor Model	MT560	NusaTranslation
XGBoost	129.29 s	69.81 s
Poly2	0.06 s	0.03 s
Poly3	0.07 s	0.06 s
LGBM	702.12 s	173.17 s
MF	N/A	465.37 s

Table 6: Regressor models training time comparison in seconds (s).

set surpasses about 400 past performance records. This observation implies that, across datasets, there exists a threshold where the advantages of incorporating additional past performance records begin to exhibit diminishing returns.

#### 4.6 Time Efficiency

Table 5 compares the fine-tuning and inference times required for the estimated and proxy models. The results demonstrate that fine-tuning proxy models or direct inference from any model is remarkably faster than fine-tuning all estimated models. Table 6 further illustrates this point, showing only a minimal trade-off in the time needed to train the regressor models. This additional training time is relatively negligible, highlighting the efficiency of using proxy models.

#### 4.7 Performance by Language Categories

In Figure 4, we present detailed XGBoost results with PROXYLM Ensemble on the M2M100 model under the English-centric LOLO experiment, grouped by language categories. Based on the Locally Weighted Scatterplot Smoothing (LOWESS) (Cleveland, 1979) curve depicted in Figure 4(c), our method consistently maintains unbiased predictions for spBLEU scores below 40 across various language types. However, as the spBLEU score

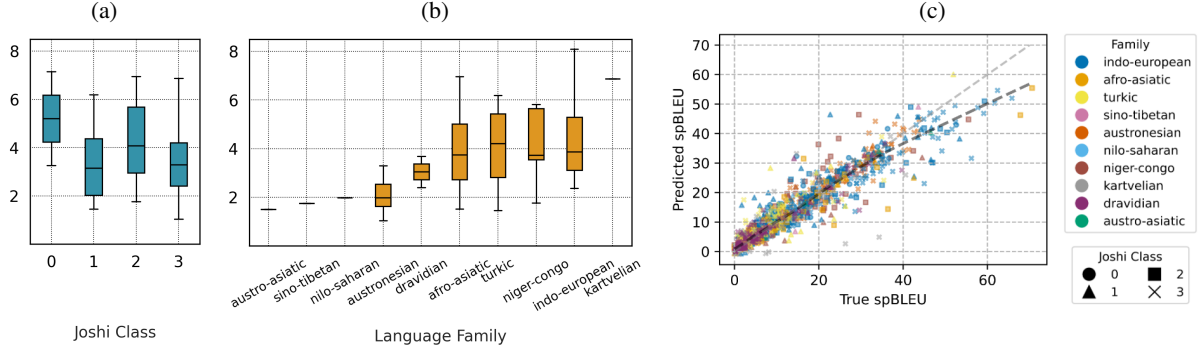


Figure 4: Detailed results of XGBoost with PROXYLM Ensemble on **M2M100** model under the **LOLO** setting using the MT560 dataset from Table 1. The results are grouped by (a) Joshi Class and (b) language family that follows the mapping which is provided in Appendix A.1; (c) shows the scatter plot illustrating the correlation of spBLEU scores between the PROXYLM’s prediction and estimated LM, with the gray dashed line representing the line of equality ( $y = x$ ) with  $R^2 = 0.88$  and black dashed line representing Locally Weighted Scatterplot Smoothing (LOWESS) curve to represent the trend.

increases, the availability of data points diminishes, leading to our method under-predicting the performance compared to the true spBLEU score. Outliers observed in Kartvelian languages and Indo-European languages with Joshi class 3 may have contributed to this discrepancy in prediction. These observations suggest that increasing the number of data points covering higher spBLEU scores may help mitigate the bias in prediction. Further experiment details are available in Appendix B.

## 5 Related Work

The prediction performance of machine learning algorithms has been mainly explored in two research directions: (1) predict the model performance during the training runtime, and (2) predict the model performance by providing extracted features from the dataset (Xia et al., 2020a).

**Performance Prediction During the Training Runtime** The former aims to infer and extrapolate the learning curve to approximate training results using evaluation metric measurements (Kolahina et al., 2012). Domhan et al. (2015) study the quick detection of poor hyper-parameters in probabilistic models after a few steps of Stochastic Gradient Descent (SGD). Adriaensen et al. (2024) extrapolate learning curves from a parametric prior using Markov Chain Monte Carlo (MCMC).

**Performance Prediction Using Extracted Features** The latter aims to predict the model performance by learning a correlation between input features and final evaluation metric. Birch et al. (2008a) identify strong predictive features such as

the amount of reordering, the morphological complexity of the target language, and the historical relatedness of the two languages. Xia et al. (2020a) leverage extracted dataset features and typological database language representations. Ye et al. (2021a) introduce the use of confidence intervals and calibration with various regressor algorithms for reliable performance prediction. Schram et al. (2023) apply Bayesian matrix factorization for performance prediction on multilingual NLP tasks. In this work, we focus to explore the latter. Existing approaches have shown promise using linear regression and gradient-boosting trees (Birch et al., 2008b; Xia et al., 2020b; Srinivasan et al., 2021; Ye et al., 2021b). These studies have considered data size, typological features, and language similarity as factors contributing to the model performance.

## 6 Conclusion

In this paper, we introduce PROXYLM, a novel framework designed to predict the performance of LMs by leveraging proxy models specifically for LRLs. By utilizing proxy models as substitutes to estimate the performance of the target model, we strategically employ smaller LMs and off-the-shelf models without additional fine-tuning. This framework is highly scalable to multiple proxy models and is task-agnostic, making it applicable to a wide range of downstream tasks. Our streamlined approach showcases substantial advancements in prediction accuracy compared to standard baselines and exhibits strong generalization capabilities across varied scenarios.



## Limitations

This paper focuses exclusively on two estimated models: M2M100 and NLLB, to evaluate our proposed framework. For demonstration purposes, we concentrate on the usage of specific models, namely the Transformer model, the SMaLL-100 model, and the No FT models, to illustrate the effectiveness of our proxy models. The M2M100 and NLLB models were selected due to their prominence and relevance in the field of multilingual translation tasks. These models serve as robust benchmarks for assessing the performance and reliability of our proxy-based framework. By using these well-regarded models, we aim to provide compelling evidence of the capabilities and advantages of PROXYLM. While our proposed framework is evaluated solely within the context of machine translation, it is not confined to this application alone. The framework is designed to be versatile and can be extended to a variety of other downstream tasks. We plan to explore these additional applications in future work.

Some other possible avenues for future work could involve a deeper investigation into which proxy models are more effective for enhancing performance prediction in specific settings. Our findings suggest that one proxy model can outperform another in different scenarios, making it crucial to carefully select the most relevant proxy models to maximize the benefits of our approach. Additionally, developing methodologies for collecting relevant past performance records could provide better insights and improve the generalization and accuracy of our framework. Past performance records may provide better information gain than others, potentially minimizing the number of performance records required for a more robust and accurate predictor.

## Acknowledgements

We extend our sincere gratitude to Viktoria Schram for providing assistance to reproduce baselines.

## References

Muhammad Farid Adilazuarda, Samuel Cahyawijaya, Alham Fikri Aji, Genta Indra Winata, and Ayu Purwarianti. 2024. Lingualchemy: Fusing typological and geographical elements for unseen language generalization. *arXiv preprint arXiv:2401.06034*.

Steven Adriaensen, Herilalaina Rakotoarison, Samuel Müller, and Frank Hutter. 2024. Efficient bayesian

learning curve extrapolation using prior-data fitted networks. *Advances in Neural Information Processing Systems*, 36.

Alexandra Birch, Miles Osborne, and Philipp Koehn. 2008a. Predicting success in machine translation. In *Proceedings of the 2008 Conference on Empirical Methods in Natural Language Processing*, pages 745–754.

Alexandra Birch, Miles Osborne, and Philipp Koehn. 2008b. [Predicting success in machine translation](#). In *Proceedings of the 2008 Conference on Empirical Methods in Natural Language Processing*, pages 745–754, Honolulu, Hawaii. Association for Computational Linguistics.

Tom Brown, Benjamin Mann, Nick Ryder, Melanie Subbiah, Jared D Kaplan, Prafulla Dhariwal, Arvind Neelakantan, Pranav Shyam, Girish Sastry, Amanda Askell, et al. 2020. Language models are few-shot learners. *Advances in neural information processing systems*, 33:1877–1901.

Samuel Cahyawijaya, Holy Lovenia, Fajri Koto, Dea Adhista, Emmanuel Dave, Sarah Oktavianti, Salsabil Akbar, Jhonson Lee, Nuur Shadieq, Tjeng Wawan Cenggoro, et al. 2023. Nusawrites: Constructing high-quality corpora for underrepresented and extremely low-resource languages. In *Proceedings of the 13th International Joint Conference on Natural Language Processing and the 3rd Conference of the Asia-Pacific Chapter of the Association for Computational Linguistics (Volume 1: Long Papers)*, pages 921–945.

Tianqi Chen and Carlos Guestrin. 2016. Xgboost: A scalable tree boosting system. In *Proceedings of the 22nd acm sigkdd international conference on knowledge discovery and data mining*, pages 785–794.

Christos Christodouloupoulos and Mark Steedman. 2015. A massively parallel corpus: the bible in 100 languages. *Language resources and evaluation*, 49:375–395.

William S Cleveland. 1979. Robust locally weighted regression and smoothing scatterplots. *J. Am. Stat. Assoc.*, 74(368):829–836.

Marta R. Costa-jussà, Christine Basta, and Gerard I. Gállego. 2022a. [Evaluating gender bias in speech translation](#). In *Proceedings of the Thirteenth Language Resources and Evaluation Conference*, pages 2141–2147, Marseille, France. European Language Resources Association.

Marta R Costa-jussà, James Cross, Onur Çelebi, Maha Elbayad, Kenneth Heafield, Kevin Heffernan, Elahe Kalbassi, Janice Lam, Daniel Licht, Jean Maillard, et al. 2022b. No language left behind: Scaling human-centered machine translation. *arXiv preprint arXiv:2207.04672*.

- Tobias Domhan, Jost Tobias Springenberg, and Frank Hutter. 2015. Speeding up automatic hyperparameter optimization of deep neural networks by extrapolation of learning curves. In *Twenty-fourth international joint conference on artificial intelligence*.
- Angela Fan, Shruti Bhosale, Holger Schwenk, Zhiyi Ma, Ahmed El-Kishky, Siddharth Goyal, Mandeep Baines, Onur Celebi, Guillaume Wenzek, Vishrav Chaudhary, et al. 2021. Beyond english-centric multilingual machine translation. *Journal of Machine Learning Research*, 22(107):1–48.
- Thamme Gowda, Zhao Zhang, Chris Mattmann, and Jonathan May. 2021. Many-to-english machine translation tools, data, and pretrained models. In *Proceedings of the 59th Annual Meeting of the Association for Computational Linguistics and the 11th International Joint Conference on Natural Language Processing: System Demonstrations*, pages 306–316.
- Naman Goyal, Cynthia Gao, Vishrav Chaudhary, Peng-Jen Chen, Guillaume Wenzek, Da Ju, Sanjana Krishnan, Marc’Aurelio Ranzato, Francisco Guzmán, and Angela Fan. 2022. [The Flores-101 evaluation benchmark for low-resource and multilingual machine translation](#). *Transactions of the Association for Computational Linguistics*, 10:522–538.
- J Gu, H Hassan, J Devlin, and VOK Li. 2018. Universal neural machine translation for extremely low resource languages. In *Proceedings of the 2018 Conference of the North American Chapter of the Association for Computational Linguistics: Human Language Technologies, Volume 1 (Long Papers)*. Association for Computational Linguistic.
- Barry Haddow and Faheem Kirefu. 2020. Pmindia—a collection of parallel corpora of languages of india. *arXiv preprint arXiv:2001.09907*.
- Pratik Joshi, Sebastin Santy, Amar Budhiraja, Kalika Bali, and Monojit Choudhury. 2021. [The state and fate of linguistic diversity and inclusion in the nlp world](#).
- Jared Kaplan, Sam McCandlish, Tom Henighan, Tom B Brown, Benjamin Chess, Rewon Child, Scott Gray, Alec Radford, Jeffrey Wu, and Dario Amodei. 2020. Scaling laws for neural language models. *arXiv preprint arXiv:2001.08361*.
- Eric Khiu, Hasti Toossi, David Anugraha, Jinyu Liu, Jiaxu Li, Juan Armando Parra Flores, Leandro Acros Roman, A Seza Doğruöz, and En-Shiun Annie Lee. 2024. Predicting machine translation performance on low-resource languages: The role of domain similarity. *arXiv preprint arXiv:2402.02633*.
- Prasanth Kolachina, Nicola Cancedda, Marc Dymetman, and Sriram Venkatapathy. 2012. Prediction of learning curves in machine translation. In *Proceedings of the 50th Annual Meeting of the Association for Computational Linguistics (Volume 1: Long Papers)*, pages 22–30.
- Teven Le Scao, Angela Fan, Christopher Akiki, Elie Pavlick, Suzana Ilić, Daniel Hesslow, Roman Castagné, Alexandra Sasha Luccioni, François Yvon, Matthias Gallé, et al. 2023. Bloom: A 176b-parameter open-access multilingual language model.
- Patrick Littell, David R Mortensen, Ke Lin, Katherine Kairis, Carlisle Turner, and Lori Levin. 2017. Uriel and lang2vec: Representing languages as typological, geographical, and phylogenetic vectors. In *Proceedings of the 15th Conference of the European Chapter of the Association for Computational Linguistics: Volume 2, Short Papers*, pages 8–14.
- Yinhan Liu, Jiatao Gu, Naman Goyal, Xian Li, Sergey Edunov, Marjan Ghazvininejad, Mike Lewis, and Luke Zettlemoyer. 2020. Multilingual denoising pre-training for neural machine translation. *Transactions of the Association for Computational Linguistics*, 8:726–742.
- Zihan Liu, Genta Indra Winata, and Pascale Fung. 2021. Continual mixed-language pre-training for extremely low-resource neural machine translation. In *Findings of the Association for Computational Linguistics: ACL-IJCNLP 2021*, pages 2706–2718.
- Alireza Mohammadshahi, Vassilina Nikoulina, Alexandre Bérard, Caroline Brun, James Henderson, and Laurent Besacier. 2022. Small-100: Introducing shallow multilingual machine translation model for low-resource languages. In *Proceedings of the 2022 Conference on Empirical Methods in Natural Language Processing*, pages 8348–8359.
- Ye Qi, Devendra Sachan, Matthieu Felix, Sarguna Padmanabhan, and Graham Neubig. 2018. When and why are pre-trained word embeddings useful for neural machine translation? In *Proceedings of the 2018 Conference of the North American Chapter of the Association for Computational Linguistics: Human Language Technologies, Volume 2 (Short Papers)*, pages 529–535.
- Colin Raffel, Noam Shazeer, Adam Roberts, Katherine Lee, Sharan Narang, Michael Matena, Yanqi Zhou, Wei Li, and Peter J Liu. 2020. Exploring the limits of transfer learning with a unified text-to-text transformer. *Journal of machine learning research*, 21(140):1–67.
- Nils Reimers and Iryna Gurevych. 2019. [Sentence-bert: Sentence embeddings using siamese bert-networks](#). In *Proceedings of the 2019 Conference on Empirical Methods in Natural Language Processing*. Association for Computational Linguistics.
- Viktoria Schram, Daniel Beck, and Trevor Cohn. 2023. Performance prediction via bayesian matrix factorisation for multilingual natural language processing tasks. In *Proceedings of the 17th Conference of the European Chapter of the Association for Computational Linguistics*, pages 1790–1801.

- Holger Schwenk, Vishrav Chaudhary, Shuo Sun, Hongyu Gong, and Francisco Guzmán. 2021. Wikimatrix: Mining 135m parallel sentences in 1620 language pairs from wikipedia. In *Proceedings of the 16th Conference of the European Chapter of the Association for Computational Linguistics: Main Volume*, pages 1351–1361.
- Anirudh Srinivasan, Sunayana Sitaram, Tanuja Ganu, Sandipan Dandapat, Kalika Bali, and Monojit Choudhury. 2021. Predicting the performance of multilingual nlp models. *arXiv preprint arXiv:2110.08875*.
- Jörg Tiedemann. 2012. Parallel data, tools and interfaces in opus. In *Proceedings of the Eighth International Conference on Language Resources and Evaluation (LREC’12)*, pages 2214–2218.
- Hugo Touvron, Thibaut Lavril, Gautier Izacard, Xavier Martinet, Marie-Anne Lachaux, Timothée Lacroix, Baptiste Rozière, Naman Goyal, Eric Hambro, Faisal Azhar, et al. 2023a. Llama: Open and efficient foundation language models. *arXiv preprint arXiv:2302.13971*.
- Hugo Touvron, Louis Martin, Kevin Stone, Peter Albert, Amjad Almahairi, Yasmine Babaei, Nikolay Bashlykov, Soumya Batra, Prajwal Bhargava, Shruti Bhosale, et al. 2023b. Llama 2: Open foundation and fine-tuned chat models. *arXiv preprint arXiv:2307.09288*.
- Ashish Vaswani, Noam Shazeer, Niki Parmar, Jakob Uszkoreit, Llion Jones, Aidan N Gomez, Łukasz Kaiser, and Illia Polosukhin. 2017. Attention is all you need. *Advances in neural information processing systems*, 30.
- Genta Winata, Shijie Wu, Mayank Kulkarni, Tamar Solorio, and Daniel Preoȃiuc-Pietro. 2022. Cross-lingual few-shot learning on unseen languages. In *Proceedings of the 2nd Conference of the Asia-Pacific Chapter of the Association for Computational Linguistics and the 12th International Joint Conference on Natural Language Processing (Volume 1: Long Papers)*, pages 777–791.
- Genta Indra Winata, Ruochen Zhang, and David Ifeoluwa Adelani. 2024. Miners: Multilingual language models as semantic retrievers. *arXiv preprint arXiv:2406.07424*.
- Mengzhou Xia, Antonios Anastasopoulos, Ruochen Xu, Yiming Yang, and Graham Neubig. 2020a. Predicting performance for natural language processing tasks. In *Proceedings of the 58th Annual Meeting of the Association for Computational Linguistics*, pages 8625–8646.
- Mengzhou Xia, Antonios Anastasopoulos, Ruochen Xu, Yiming Yang, and Graham Neubig. 2020b. [Predicting performance for natural language processing tasks](#). In *Proceedings of the 58th Annual Meeting of the Association for Computational Linguistics*, pages 8625–8646, Online. Association for Computational Linguistics.
- Zihuiwen Ye, Pengfei Liu, Jinlan Fu, and Graham Neubig. 2021a. Towards more fine-grained and reliable nlp performance prediction. In *Proceedings of the 16th Conference of the European Chapter of the Association for Computational Linguistics: Main Volume*, pages 3703–3714.
- Zihuiwen Ye, Pengfei Liu, Jinlan Fu, and Graham Neubig. 2021b. [Towards more fine-grained and reliable NLP performance prediction](#). In *Proceedings of the 16th Conference of the European Chapter of the Association for Computational Linguistics: Main Volume*, pages 3703–3714, Online. Association for Computational Linguistics.
- Zheng-Xin Yong, Cristina Menghini, and Stephen H Bach. 2024. Lexc-gen: Generating data for extremely low-resource languages with large language models and bilingual lexicons. *arXiv preprint arXiv:2402.14086*.
- Biao Zhang, Philip Williams, Ivan Titov, and Rico Sennrich. 2020. Improving massively multilingual neural machine translation and zero-shot translation. In *Proceedings of the 58th Annual Meeting of the Association for Computational Linguistics*, pages 1628–1639.
- Barret Zoph, Deniz Yuret, Jonathan May, and Kevin Knight. 2016. Transfer learning for low-resource neural machine translation. In *Proceedings of the 2016 Conference on Empirical Methods in Natural Language Processing*, pages 1568–1575.

## A Experimental Details

### A.1 Languages Under Study

We list all the languages used in the training from the MT560 (Gowda et al., 2021) and NusaTranslation (Cahyawijaya et al., 2023) datasets in Table 8 and Table 9, respectively. The language code follows \*ISO639-3 coding. All languages are also complemented by their †rarity taxonomy based on (Joshi et al., 2021) into two vitality classes: 0-2→low resource language (LRL), and 3→mid resource language (MRL). We also provide information about whether the language was part of the pretrained M2M100 model dataset to highlight the model knowledge coverage.

### A.2 Models

Here are the details on the proxy LMs we use in the experiments as follows:

- Transformer (100M) (Vaswani et al., 2017): a standard encoder-decoder transformer-based model with 6 encoder layers and 6 decoder layers with an embedding dimension of 512. We train the model from randomly initialized parameters with the training set.

Datasets	Languages Under Study	Domain
MT560 (Gowda et al., 2021)		
Joshua Indian Corpus	tam	Wiki
Neulab TED Talk (Qi et al., 2018)	bel, hye, kat, kaz, mar, mya, tam	TED
News Commentary	kaz	Economics
OPUS100 (Zhang et al., 2020)	afr, amh, bel, cym, guj, hau, hye, ibo, ind, kan, kat, kaz, khm, kin, kir, mar, mya, oci, pan, sin, tam, tat, tuk, xho, yor, zul	Multi-domain
OPUS Bible (Christodouloupoulos and Steedman, 2015)	afr, amh, ceb, dik, ewe, guj, hye, ind, kan, mar, mri, mya, plt, sin, sna, som, ssw, tam, tgl, wol, xho, zul	Religion
OPUS OpenSubtitles	afr, hye, kat, sin, tgl	Movies
OPUS Tatoeba (Tiedemann, 2012)	afr, amh, arz, bak, bel, ceb, fao, hau, hye, ibo, ind, jav, kan, kat, kaz, khm, kin, kir, lmo, ltz, mar, mri, mya, pan, sna, tat, tgl, tuk, yor, zul	Conversational
OPUS Tanzil (Tiedemann, 2012)	amh, hau, ind, snd, som, tat	Religion
OPUS Gnome (Tiedemann, 2012)	fao, mri, som	Technology
OPUS GlobalVoices (Tiedemann, 2012)	amh, mya	News
OPUS EU Bookshop (Tiedemann, 2012)	cym	Government
OPUS SPC	afr	Government
OPUS Memat	xho	Medicine
OPUS XhosaNavy	xho	Government
OPUS KDE4	hne	Technology
OPUS infopankki	som	Immigration
PMIndia (Haddow and Kirefu, 2020)	guj, kan, mar, pan, sin, tam	Government
Wiki Titles	guj, kaz, tam	Wiki
WikiMatrix (Schwenk et al., 2021)	arz, bak, bel, ceb, fao, ind, jav, kat, kaz, lmo, ltz, mar, oci, sin, tam, tat, tgl	Wiki
FLoRes (Costa-jussà et al., 2022b)	afr, amh, arz, bak, bel, ceb, cym, dik, ewe, fao, guj, hau, hne, hye, ibo, ind, jav, kan, kat, kaz, khm, kin, kir, lmo, ltz, mar, mri, mya, oci, pan, plt, sin, sna, snd, som, ssw, tam, tat, tgl, tuk, wol, xho, yor, zul	Multi-domain
NusaTranslation (Cahyawijaya et al., 2023)	bew, btk, ind, jav, mad, mak, min, sun	Social Media

Table 7: List of datasets under study covering 50 different languages. We only opt for 44 out of 500 languages available in MT560 and 8 out of 12 languages available in NusaTranslation.

- SMaLL-100 (330M) (Mohammadshahi et al., 2022):<sup>2</sup> a distilled version of the M2M100 (12B) model. We utilize the model in two ways: fine-tuned on training data and zero-shot inference.
- M2M100 (No FT) (Fan et al., 2021):<sup>3</sup> a pre-trained estimated model of M2M100 (1.2B) without any fine-tuning. We run the model in a zero-shot fashion.
- NLLB (No FT) (Costa-jussà et al., 2022b):<sup>4</sup>

a pre-trained estimated model of NLLB-200 Distilled (1.3B) without any fine-tuning. We run the model in a zero-shot fashion.

### A.3 Hyper-parameters

**LM** Each fine-tuning and evaluation for LMs is done with an NVIDIA Tesla V100 32GB GPU. The hyper-parameters used during fine-tuning from the MT560 (Gowda et al., 2021) and NusaTranslation (Cahyawijaya et al., 2023) datasets are listed in Table 10, 11, 12, and 13 for SMaLL100, M2M100, NLLB, and Transformer models, respectively.

**Regressor** Each regressor is trained on an AMD Ryzen Threadripper 2990WX with 128 GB of RAM and 16 threads. Regressors’ hyper-parameters used are provided in Table 14, 15, 16,

<sup>2</sup>SMaLL-100 (330M) is taken from <https://github.com/alirezamshi/small100>.

<sup>3</sup>M2M100 (1.2B) is taken from [https://github.com/facebookresearch/fairseq/tree/main/examples/m2m\\_100](https://github.com/facebookresearch/fairseq/tree/main/examples/m2m_100).

<sup>4</sup>NLLB (1.3B) is taken from <https://github.com/facebookresearch/fairseq/tree/nllb>.



Language	Language Code*	Family	Joshi Class <sup>†</sup>	Vitality <sup>†</sup>	Seen by M2M100
Afrikaans	afr	indo-european	3	MRL	✓
Amharic	amh	afro-asiatic	2	LRL	✓
Armenian	hye	indo-european	1	LRL	✓
Bashkir	bak	turkic	1	LRL	✓
Belarusian	bel	indo-european	3	MRL	✓
Burmese	mya	sino-tibetan	1	LRL	✓
Cebuano	ceb	austronesian	3	MRL	✓
Chhattisgarhi	hne	indo-european	0	LRL	✗
Dinka	dik	nilo-saharan	1	LRL	✗
Egyptian Arabic	arz	afro-asiatic	3	MRL	✓
Ewe	ewe	niger-congo	1	LRL	✗
Faroese	fao	indo-european	1	LRL	✗
Georgian	kat	kartvelian	3	MRL	✓
Gujarati	guj	indo-european	1	LRL	✓
Hausa	hau	afro-asiatic	2	LRL	✓
Igbo	ibo	niger-congo	1	LRL	✓
Indonesian	ind	austronesian	3	MRL	✓
Javanese	jav	austronesian	1	LRL	✓
Kannada	kan	dravidian	1	LRL	✓
Kazakh	kaz	turkic	3	MRL	✓
Khmer	khm	austro-asiatic	1	LRL	✓
Kirghiz	kir	turkic	1	LRL	✗
Kinyarwanda	kin	niger-congo	1	LRL	✗
Lombard	lmo	indo-european	1	LRL	✗
Luxembourgish	ltz	indo-european	1	LRL	✓
Malagasy	plt	austronesian	1	LRL	✓
Maori	mri	austronesian	1	LRL	✗
Marathi	mar	indo-european	2	LRL	✓
Occitan	oci	indo-european	1	LRL	✓
Punjabi	pan	indo-european	2	LRL	✓
Shona	sna	niger-congo	1	LRL	✗
Sindhi	snd	indo-european	1	LRL	✓
Sinhala	sin	indo-european	0	LRL	✓
Somali	som	afro-asiatic	1	LRL	✓
Swati	ssw	niger-congo	1	LRL	✓
Tagalog	tgl	austronesian	3	MRL	✓
Tamil	tam	dravidian	3	MRL	✓
Tatar	tat	turkic	1	LRL	✗
Turkmen	tuk	turkic	1	LRL	✗
Welsh	cym	indo-european	1	LRL	✓
Wolof	wol	niger-congo	2	LRL	✓
Xhosa	xho	niger-congo	2	LRL	✓
Yoruba	yor	niger-congo	2	LRL	✓
Zulu	zul	niger-congo	2	LRL	✓

Table 8: List of languages from the MT560 dataset, including their rarity category mapping and an indication of whether they are involved in the pretraining process for M2M100. Note that all languages are involved in the pretraining process for NLLB.

and 17 for XGB, Poly2/Poly3, LGBM, and MF, respectively. These hyper-parameters were obtained based on the best cross-validation RMSE score using 10 folds.

## B More Detailed Results

We provide detailed visualizations of the results of XGBoost with PROXYLM Ensemble based on

multiple language groupings in Figure 5 - 10 for English-centric result, and Figure 11 - 14 for Many-to-Many Languages result. Each language groupings plot comprises multiple subplots, including (a) vitality class, (b) Joshi class, (c) language family, and (d) individual languages. The mapping of vitality, Joshi class, and language family follows the classifications in Table 8 and 9.

Language	Language Code*	Family	Joshi Class <sup>†</sup>	Vitality <sup>†</sup>	Seen by M2M100	Seen by NLLB
Indonesian	ind	austronesian	3	MRL	✓	✓
Javanese	jav	austronesian	1	LRL	✓	✓
Betawi	bew	creole	0	LRL	✗	✗
Batak	btk	austronesian	0	LRL	✗	✗
Madurese	mad	austronesian	0	LRL	✗	✗
Makassarese	mak	austronesian	0	LRL	✗	✗
Minangkabau	min	austronesian	0	LRL	✗	✓
Sundanese	sun	austronesian	1	LRL	✓	✓

Table 9: List of languages from the NusaTranslation dataset along with their rarity category mapping and indication of whether they are included in the pretraining process for each respective model.

Hyper-parameter	MT560	NusaTranslation
Encoder Layers	12	12
Decoder Layers	3	3
Encoder Embed Dim	1024	1024
Decoder Embed Dim	1024	1024
Encoder FFN Embed Dim	4096	4096
Decoder FFN Embed Dim	4096	4096
Encoder Attention Heads	16	16
Decoder Attention Heads	16	16
Encoder Layerdrop	0.05	0.05
Decoder Layerdrop	0.05	0.05
Optimizer	Adam	Adam
Adam Eps	1e-6	1e-6
Adam Betas	(0.9, 0.98)	(0.9, 0.98)
Patience	6	6
Batch Size	16	16
Dropout	0.1	0.1
Attention Dropout	0.1	0.1
ReLU Dropout	0.1	0.1
Weight Decay	0.0	0.0
Label Smoothing	0.1	0.1
Clip Norm	1.0	1.0
Learning Rate	0.0001	0.0003
Max Tokens (per GPU)	1,000	1,000

Table 10: List of hyper-parameters used for SMaLL100 with MT560 and NusaTranslation datasets.

## C Further Analysis

### C.1 Model Feature Importance

We provide feature importance scores of XGBoost with PROXYLM Ensemble for the random MT560 experiment in Figure 15 and 16. Each combination consists of one most influential feature followed by others with marginal contributions to the model, each with an importance score of 0.12 or less. We observe that proxy models are always the most influential features in prediction.

Hyper-parameter	MT560	NusaTranslation
Encoder Layers	24	24
Decoder Layers	24	24
Encoder Embed Dim	1024	1024
Decoder Embed Dim	1024	1024
Encoder FFN Embed Dim	8192	8192
Decoder FFN Embed Dim	8192	8192
Encoder Attention Heads	16	16
Decoder Attention Heads	16	16
Encoder Layerdrop	0.05	0.05
Decoder Layerdrop	0.05	0.05
Optimizer	Adam	Adam
Adam Eps	1e-6	1e-6
Adam Betas	(0.9, 0.98)	(0.9, 0.98)
Patience	6	6
Batch Size	32	32
Dropout	0.1	0.1
Attention Dropout	0.1	0.1
ReLU Dropout	0.1	0.1
Weight Decay	0.0	0.0
Label Smoothing	0.1	0.1
Clip Norm	0.0	0.0
Learning Rate	0.0002	0.0002
Max Tokens (per GPU)	1,792	1,792

Table 11: List of hyper-parameters used for M2M100 with MT560 and NusaTranslation datasets.

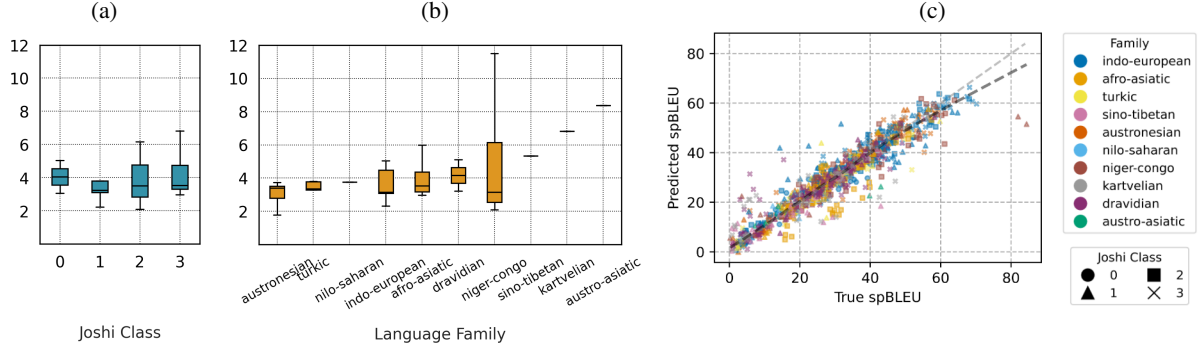


Figure 5: Detailed results of XGBoost with PROXYLM Ensemble on NLLB model under the LOLO setting using the MT560 dataset from Table 1. The results are grouped by (a) Joshi Class and (b) language family that follows the mapping which is provided in Appendix A.1; (c) shows the scatter plot illustrating the correlation of spBLEU scores between the PROXYLM’s prediction and estimated LM, with the gray dashed line representing the line of equality ( $y = x$ ) with  $R^2 = 0.89$  and black dashed line representing Locally Weighted Scatterplot Smoothing (LOWESS) curve to represent the trend.

Hyper-parameter	MT560	NusaTranslation
Encoder Layers	24	24
Decoder Layers	24	24
Encoder Embed Dim	1024	1024
Decoder Embed Dim	1024	1024
Encoder FFN Embed Dim	8192	8192
Decoder FFN Embed Dim	8192	8192
Encoder Attention Heads	16	16
Decoder Attention Heads	16	16
Encoder Layerdrop	0.05	0.05
Decoder Layerdrop	0.05	0.05
Optimizer	Adam	Adam
Adam Eps	1e-6	1e-6
Adam Betas	(0.9, 0.98)	(0.9, 0.98)
Patience	6	6
Batch Size	32	32
Dropout	0.1	0.1
Attention Dropout	0.1	0.1
ReLU Dropout	0.0	0.0
Weight Decay	0.01	0.01
Label Smoothing	0.1	0.1
Clip Norm	1.0	1.0
Learning Rate	0.00002	0.0001
Max Tokens (per GPU)	1,000	1,000

Table 12: List of hyper-parameters used for NLLB with MT560 and NusaTranslation datasets.

Hyper-parameter	MT560	NusaTranslation
Encoder Layers	6	6
Decoder Layers	6	6
Encoder Embed Dim	512	512
Decoder Embed Dim	512	512
Encoder FFN Embed Dim	2048	2048
Decoder FFN Embed Dim	2048	2048
Encoder Attention Heads	8	8
Decoder Attention Heads	8	8
Encoder Layerdrop	0.05	0.05
Decoder Layerdrop	0.05	0.05
Optimizer	Adam	Adam
Adam Eps	1e-6	1e-6
Adam Betas	(0.9, 0.98)	(0.9, 0.98)
Patience	6	6
Batch Size	32	32
Dropout	0.1	0.1
Attention Dropout	0.1	0.1
ReLU Dropout	0.1	0.1
Weight Decay	0.0001	0.0001
Label Smoothing	0.1	0.1
Clip Norm	0	0
Learning Rate	0.001	0.0005
Max Tokens (per GPU)	1,000	1,000

Table 13: List of hyper-parameters used for Transformer with MT560 and NusaTranslation datasets.

Hyper-parameter	NusaTranslation		MT560	
	M2M100	NLLB	M2M100	NLLB
max n_estimators	2000	2000	5000	5000
max eta	0.1	0.1	0.1	0.1
min_child_weight	5	2.5	3	3.5
max_depth	3	3	5	4
gamma	0	0	0.2	0.1
subsample	0.7	0.9	0.95	0.8
colsample_bytree	0.6	0.6	0.85	1.0
reg_alpha	0	0	0.1	0.1
reg_lambda	0.35	0.15	0.1	0.3

Table 14: List of hyper-parameters used for XGBoost Regressor with M2M100 and NLLB models trained with MT560 and NusaTranslation datasets.

Hyper-parameter	Value
alpha	0.1
l1_ratio	0.9

Table 15: List of hyper-parameters used for Poly2/Poly3 Regressor with M2M100 and NLLB models trained with MT560 and NusaTranslation datasets.

Hyper-parameter	Value
max learning_rate	0.3
max num_leaves	64
n_estimators	100
max_bin	200000
max_depth	10
min_child_weight	0.001
min_child_samples	20
min_split_gain	0.0
colsample_bytree	1.0
subsample	1.0
reg_alpha	0.1
reg_lambda	0.1

Table 16: List of hyper-parameters used for LGBM Regressor with M2M100 and NLLB models trained with MT560 and NusaTranslation datasets. “Max” indicates the maximum value set for the hyper-parameter during the hyper-parameter search.

Hyper-parameter	Specification
max alpha	0.01
beta_w	0.1
beta_h	0.1
beta_z	0.01
beta_s	0.01
beta_t	0.01
lr_decay	0.001
iterations	2000

Table 17: List of hyper-parameters used for MF Regressor with M2M100 and NLLB models trained with MT560 and NusaTranslation datasets. “Max” indicates the maximum value set for the hyper-parameter during the hyper-parameter search.

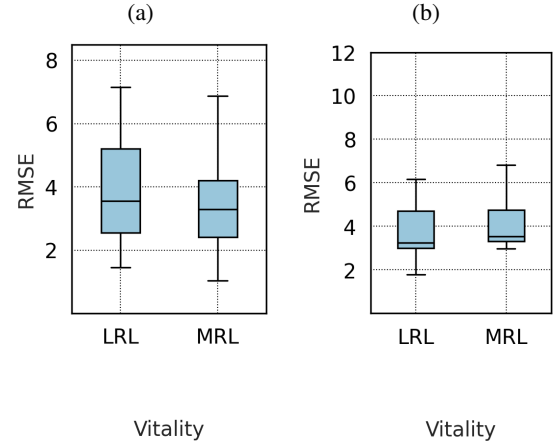


Figure 6: Detailed results of XGBoost with PROX-YLM Ensemble under the LOLO setting using the MT560 dataset from Table 1, grouped by vitality, for (a) M2M100 and (b) NLLB model. Vitality is outlined in Table 8.



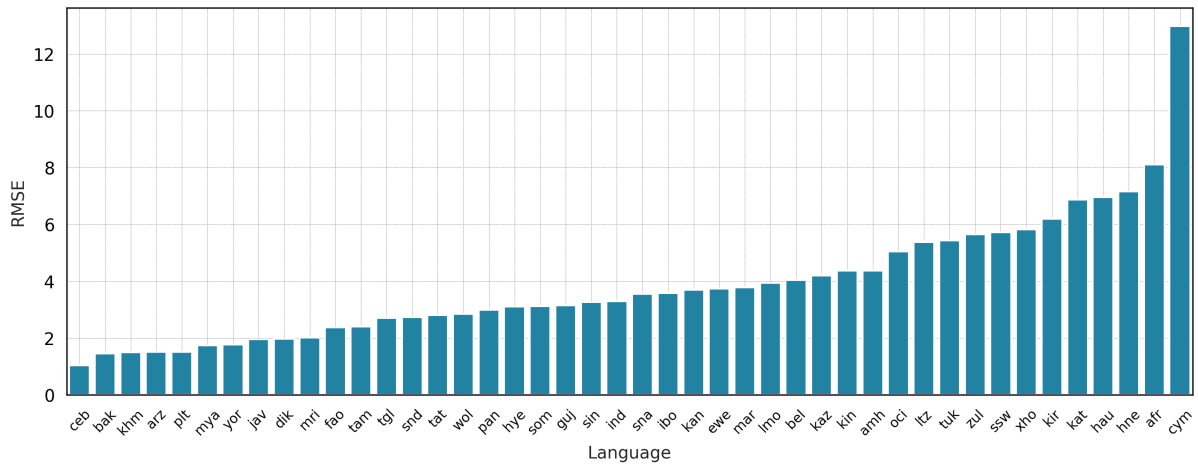


Figure 7: Detailed results of XGBoost with PROXYLM Ensemble on the **M2M100** model under the **LOLO** setting using the **MT560** dataset from Table 1, categorized by language.

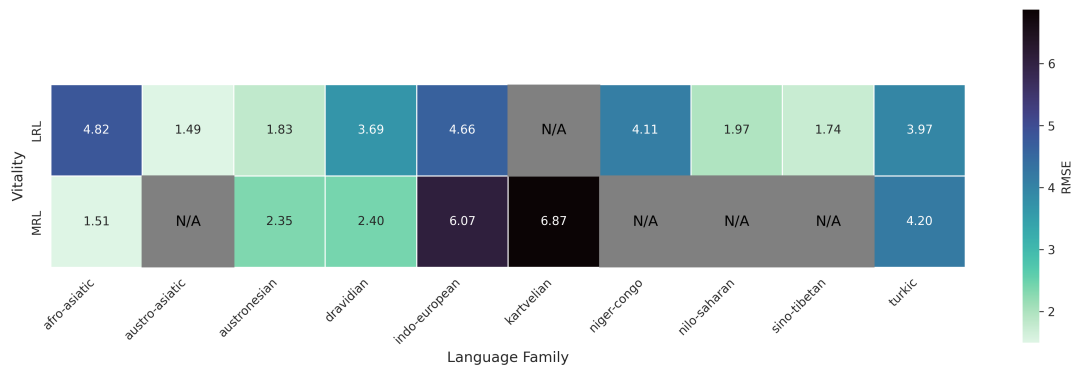


Figure 8: Performance heatmap of XGBoost with PROXYLM Ensemble on the **M2M100** model under the **LOLO** setting using the **MT560** dataset from Table 1. The heatmap showcases the performance based on vitality level and language family, as outlined in Table 8.

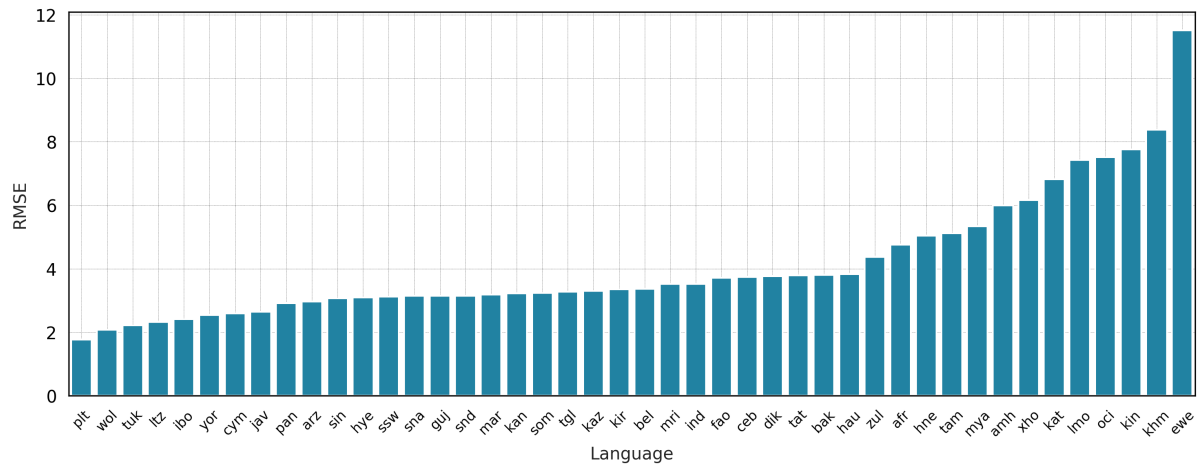


Figure 9: Detailed results of XGBoost with PROXYLM Ensemble on the **NLLB** model under the **LOLO** setting using the **MT560** dataset from Table 1, categorized by language.

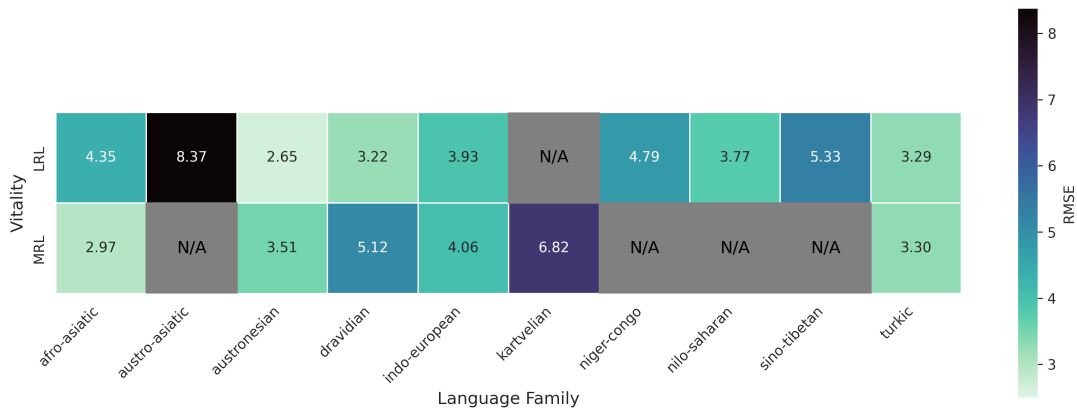


Figure 10: Performance heatmap of XGBoost with PROXYLM Ensemble on the **NLLB** model under the **LOLO** setting using the **MT560** dataset from Table 1. The heatmap illustrates the model's performance based on vitality levels and language family classifications as specified in Table 8.

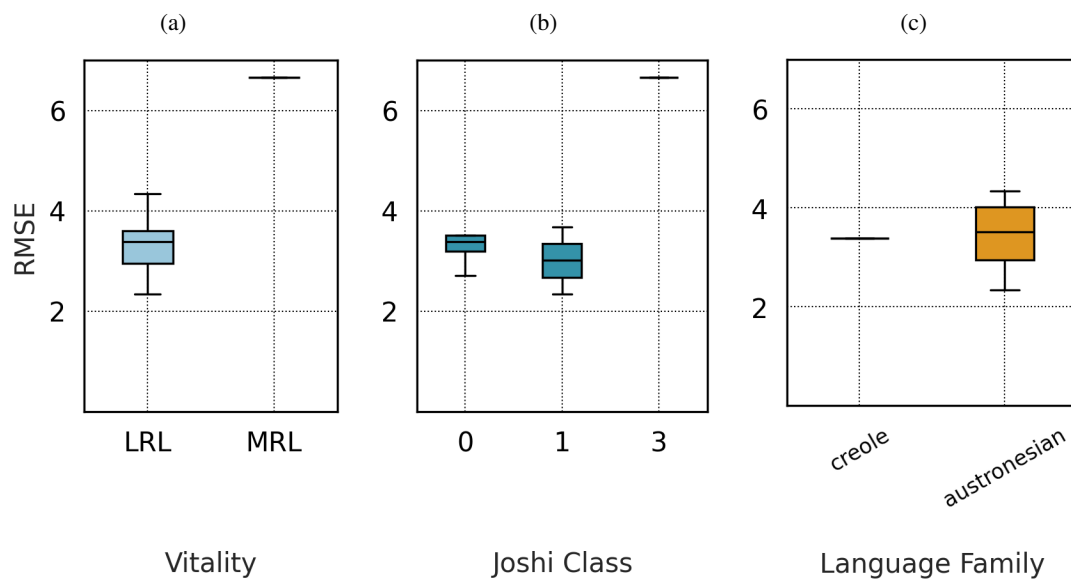


Figure 11: Detailed results of XGBoost with PROXYLM Ensemble on the **M2M100** model under the **LOLO** setting using the **NusaTranslation** dataset from Table 3, organized by language groupings. The mapping of (a) Vitality, (b) Joshi Class, and (c) language family align with the classifications provided in Table 9.

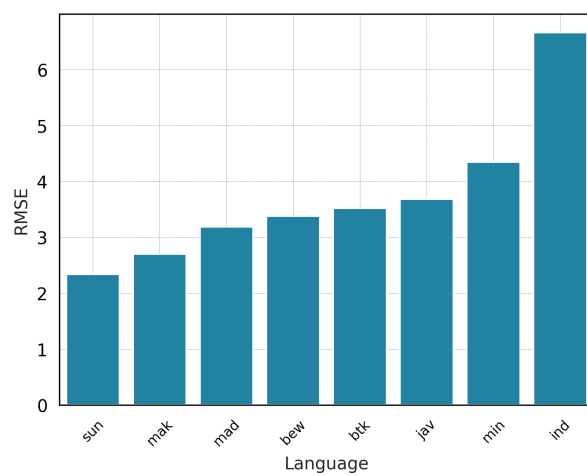


Figure 12: Detailed results of XGBoost with PROXYLM Ensemble on the **M2M100** model under the **LOLO** setting using the **NusaTranslation** dataset from Table 3, categorized by language.

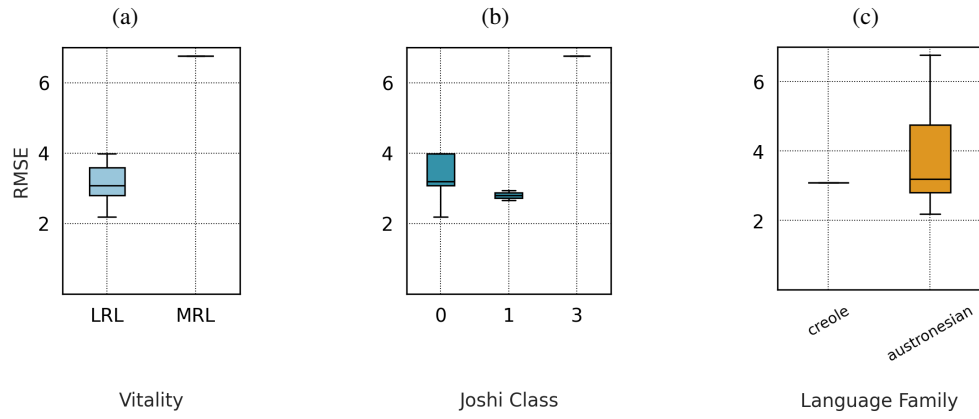


Figure 13: Detailed results of XGBoost with PROXYLM Ensemble on the **NLLB** model under the **LOLO** setting using the **NusaTranslation** dataset from Table 3, organized by language groups. The mapping of (a) Vitality, (b) Joshi Class, and (c) language family corresponds to the classifications provided in Table 9.

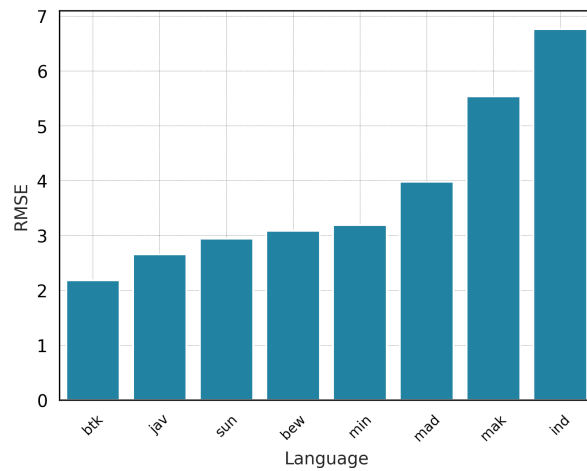


Figure 14: Detailed results of XGBoost with PROXYLM Ensemble on the **NLLB** model under the **LOLO** setting using the **NusaTranslation** dataset from Table 3, categorized by language.



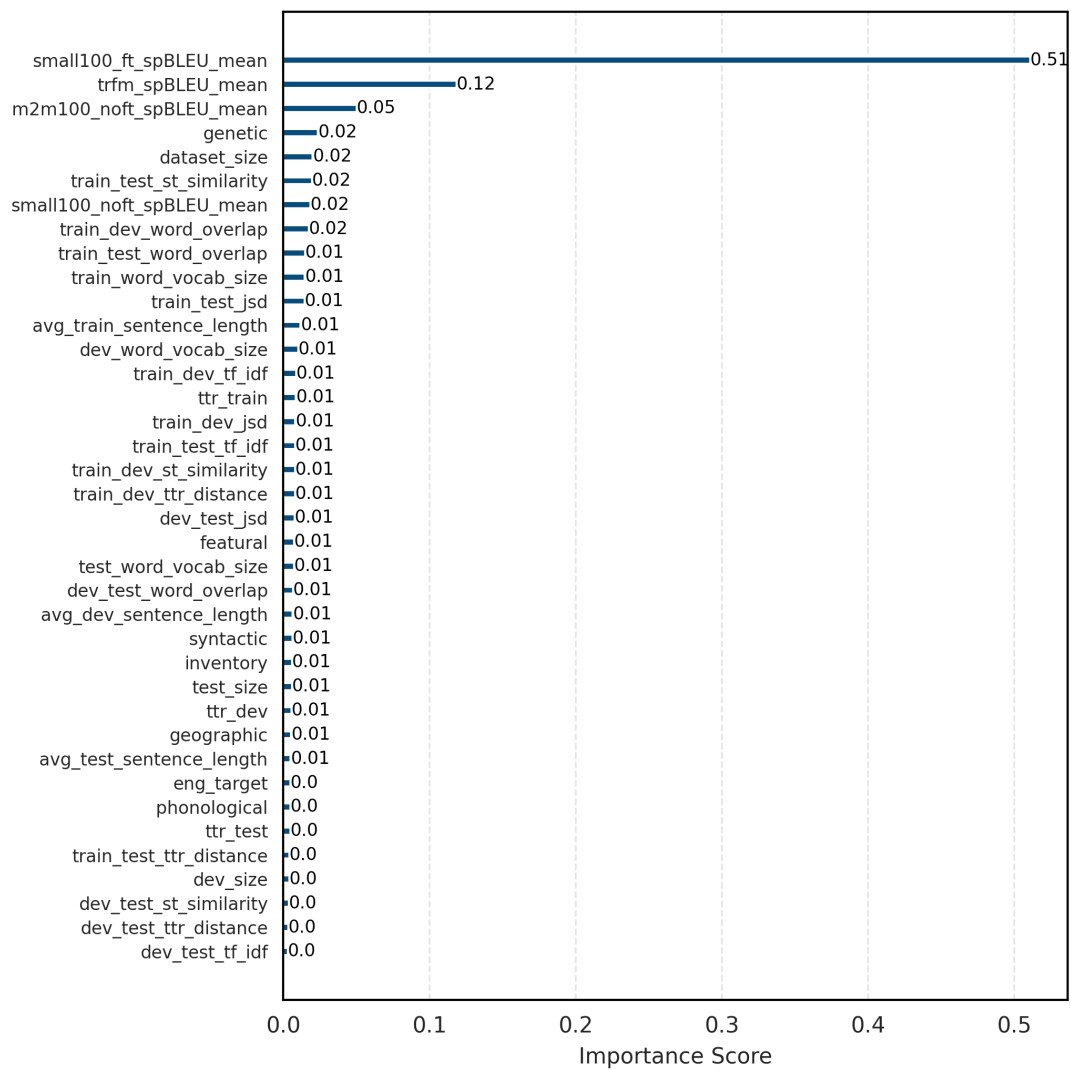


Figure 15: Feature importance analysis of XGBoost with PROXYLM Ensemble on the **M2M100** model using the **MT560** dataset.

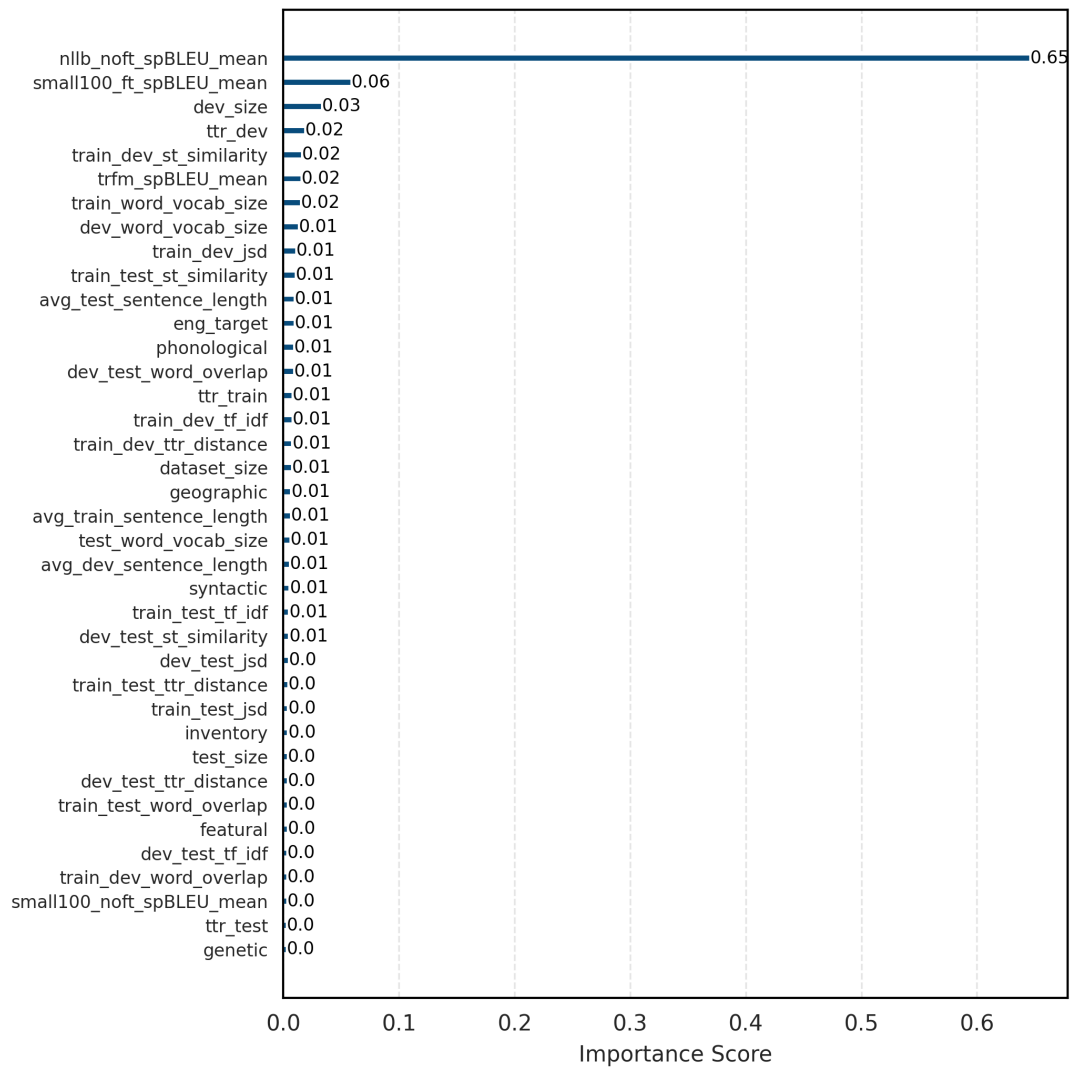


Figure 16: Feature importance analysis of XGBoost with PROXYLM Ensemble on the **NLLB** model using the **MT560** dataset.