

---

# Neural Gaffer: Relighting Any Object via Diffusion

---

Haian Jin<sup>1</sup>    Yuan Li<sup>2</sup>    Fujun Luan<sup>3</sup>    Yuanbo Xiangli<sup>1</sup>    Sai Bi<sup>3</sup>  
 Kai Zhang<sup>3</sup>    Zexiang Xu<sup>3</sup>    Jin Sun<sup>4</sup>  
 Noah Snavely<sup>1</sup>

<sup>1</sup>Cornell Tech, Cornell University   <sup>2</sup>Zhejiang University   <sup>3</sup>Adobe Research   <sup>4</sup>University of Georgia

Project Website: <https://neural-gaffer.github.io/>

## Abstract

Single-image relighting is a challenging task that involves reasoning about the complex interplay between geometry, materials, and lighting. Many prior methods either support only specific categories of images, such as portraits, or require special capture conditions, like using a flashlight. Alternatively, some methods explicitly decompose a scene into intrinsic components, such as normals and BRDFs, which can be inaccurate or under-expressive. In this work, we propose a novel end-to-end 2D relighting diffusion model, called *Neural Gaffer*<sup>1</sup>, that takes a single image of any object and can synthesize an accurate, high-quality relit image under any novel environmental lighting condition, simply by conditioning an image generator on a target environment map, without an explicit scene decomposition. Our method builds on a pre-trained diffusion model, and fine-tunes it on a synthetic relighting dataset, revealing and harnessing the inherent understanding of lighting present in the diffusion model. We evaluate our model on both synthetic and in-the-wild Internet imagery and demonstrate its advantages in terms of generalization and accuracy. Moreover, by combining with other generative methods, our model enables many downstream 2D tasks, such as text-based relighting and object insertion. Our model can also operate as a strong relighting prior for 3D tasks, such as relighting a radiance field.

## 1 Introduction

Lighting plays a key role in our visual world, serving as one of the fundamental elements that shape our interpretation and interaction with 3D space. The interplay of light and shadows can highlight textures, reveal contours, and enhance the perception of shape and form. In many cases, there is a desire to relight an image—that is, to modify it as if it were captured under different lighting conditions. Such a relighting capability enables photo enhancement (e.g., relighting portraits [16; 63]), facilitates consistent lighting across various scenes for filmmaking [55; 20], and supports the seamless integration of virtual objects into real-world environments [34; 17].

However, relighting single images is a challenging task because it involves the complex interplay between geometry, materials, and illumination. Hence, many classical model-based inverse rendering approaches aim to explicitly recover shape, material properties, and lighting from input images [1; 71; 43; 79; 83], so that they can then modify these components and re-render the image. These methods often require multi-view inputs and can suffer from: 1) *model limitations* that prevent faithful estimation of complex light, materials, and shape in real-world scenes, and 2) *ambiguities* in determining these factors without strong data-driven priors.

To circumvent these issues, image-based relighting techniques [16; 68; 72] avoid explicit scene reconstruction and focus on high-quality image synthesis. However, some image-based methods

---

<sup>1</sup>In film and television crews, the gaffer is responsible for managing lighting, including associated resources such as labor, lighting instruments, and electrical equipment




Figure 1: **Single-image relighting results on real data.** Neural Gaffer supports single-image relighting for various input images under diverse lighting conditions, using either image-conditioned input (i.e., an environment map) or text-conditioned input (i.e., a description of the target lighting). These results demonstrate our model’s capability to adapt to diverse lighting scenarios while preserving the visual fidelity of the original objects. Our relighting results remain consistent with the lighting rotating. Please see the supplementary webpage for additional video results produced from real input images.

[16; 54; 72; 40; 2] require inputs under multiple lighting conditions or even sophisticated capture setups (e.g., a light stage [16]), while recent deep learning-based techniques [63; 47; 86] enable single-view relighting but often work only on specific categories like portraits.

In this paper, we propose a novel category-agnostic approach for single-view relighting that tackles the challenges mentioned above. We introduce an end-to-end 2D relighting diffusion model, named *Neural Gaffer*, that takes a single image of any object as input and synthesizes an accurate and high-quality relit image under any environmental lighting condition, specified as a high-dynamic range (HDR) environment map. In contrast to previous learning-based single-view models that are trained for specific categories, we leverage powerful diffusion models, trained on diverse data, and enable relighting of objects from arbitrary categories. Unlike prior model-based approaches, our diffusion-based data-driven framework enables the model to learn physical priors from an object-centric synthetic dataset featuring physically-based materials and High Dynamic Range (HDR) environment maps. This facilitates more accurate lighting effects compared to traditional methods.

Our model exhibits superior generalization and accuracy on both synthetic and real-world images (See Fig. 1). It also seamlessly integrates with other generative methods for various 2D image editing tasks, such as object insertion. Neural Gaffer also can serve as a robust relighting prior for neural radiance fields, facilitating a novel two-stage 3D relighting pipeline. Hence, our diffusion-based solution can relight any object under any environmental lighting condition for both 2D and 3D tasks. By harnessing the power of diffusion models, our approach generalizes effectively across diverse scenes and lighting conditions, overcoming the limitations of prior model-based and image-based methods.

## 2 Related Work

**Diffusion models.** Recently, diffusion-based image generation models [24; 45] have dominated visual content generation tasks. Stable Diffusion [56] not only generates impressive results in the text-to-image setting, but also enables a wide range of image applications. ControlNet [80] adds trainable neural network modules to the U-Net structure of diffusion models to generate images

conditioned on edges, depth, human pose, etc. Diffusion models can also change other aspects of an input image [41; 8], such as image style, via image-to-image models [48]. ControlCom [76] and AnyDoor [12] are image composition models that can blend a foreground object into a target image. Huang et al. provide a comprehensive review of diffusion-based image editing [25].

Recent work has also shown that, despite being trained on 2D images, other kinds of information can be unlocked from diffusion models. A notable example is Zero-1-to-3 [38], which uncovers 3D reasoning capabilities in Stable Diffusion by fine-tuning it on a view synthesis task using synthetic data, and conditioning the model on viewpoint. Similar to the spirit of Zero-1-to-3 and its follow-up work (such as [59]), our work unlocks the latent capability of diffusion models for relighting.

**Single-image relighting.** Relighting imagery is a difficult task that requires an (explicit or implicit) understanding of geometry, materials, lighting, and their interaction through light transport. Single-image relighting is especially challenging due to its ill-posedness; there are infinite explanations of a single image in terms of underlying factors. Classic single-image methods, like SIRFS [1], focus on explicit estimation of scene properties, via optimization with hand-crafted priors. More recent learning-based methods can learn such priors from data, but either focus on specific image types, such as outdoor scenes [69; 65; 74; 36; 19], portraits [49; 67; 60; 63; 44; 47; 21; 52], or human bodies [28; 33; 26], or require special capture conditions like camera flash [35; 57]. Single-image relighting methods for general objects, with realistic appearance, materials, and lighting, remain elusive. In addition, most recent single-image relighting methods [47; 35; 57] still explicitly decompose an image into components, then reconstruct it with modified lighting. This strategy allows the components to be explicitly controlled, but also limits their realism based on the representational ability of the chosen components, such as the Disney BSDF [10] or Phong reflection model [9]. In contrast, similar to [63; 75], we achieve object relighting without an explicit scene decomposition. By training an image-based and lighting-conditioned diffusion model, we can relight any given object from a single photo.

**3D relighting and inverse rendering.** Inverse rendering methods involve estimating 3D models that can be relit under different lighting conditions, typically from multiple images. Recent advances in 3D, such as NeRF [42] and 3D Gaussian Splatting [29], have shown remarkable novel view synthesis results. However, these representations are not themselves relightable as the physical light transport is baked into the radiance field. Efforts have been made toward creating relightable 3D representations, such as PhysSG [79], NeRFactor [83], TensoIR [27] and others [5; 7; 6; 4; 3; 78; 84; 31; 62; 73; 77]. These methods often rely on pure optimization to minimize a rendering loss, sometimes incorporating hand-crafted material and/or lighting regularization terms (e.g., smoothness or sparsity) to prevent overfitting. However, these approaches often struggle with specular highlights and glossy materials. We show that our proposed Neural Gaffer method can be applied in an inverse rendering framework, serving as a powerful prior and regularizer. This is because our model has been trained on a large dataset encompassing diverse lighting and material conditions, effectively learning these priors from high-quality data. Our model improves 3D relighting quality, while baselines tend to produce artifacts due to the baking of lighting information into the color field.

### 3 Method

Neural Gaffer is a generalizable image-based 2D diffusion model for relighting general objects; we finetune a pretrained image-conditioned diffusion model [38] with a synthetic relighting dataset to fulfill this goal. In Sec. 3.1, we describe how we construct a large-scale high-quality relighting dataset from Objaverse [18]. Then, in Sec. 3.2, we discuss the design and training of a 2D diffusion model to support zero-shot single-image relighting. Finally, we showcase applications of our model in downstream tasks, including 2D object insertion and 3D radiance field relighting tasks.

#### 3.1 RelitObjaverse Dataset

Capturing ground-truth lighting for real object images is both time-consuming and challenging. Existing real-world relighting datasets [37; 32; 66] are constrained to a very limited number of objects. To address this limitation, we opt to render a large-scale synthetic object relighting dataset.

We use Objaverse [18] as our data source, which comprises about 800K synthetic 3D object models of varying quality. To avoid 3D object models with poor geometry or texture, we developed a series of

filtering mechanisms. Specifically, we first utilize a classifier trained on a manually annotated subset to categorize and filter out the 3D objects with low geometry and texture quality. In addition, we also design a set of filtering rules based on 3D object attributes, such as geometry bounding boxes, BRDF attributes, and file size, eventually yielding a subset (of  $\sim 90\text{K}$  objects) of the original Objaverse with high quality. To ensure abundant lighting variations, we collected 1,870 HDR environment maps from the Internet, and augmented them with horizontal flipping and rotation, resulting in  $\sim 30\text{K}$  different environment maps in total.

We render images with the Cycles renderer from Blender [15]. During rendering, we randomly sample 12 camera poses for each object. For each viewpoint, we render 16 images under different environment maps. In contrast to existing datasets that only render with environment maps [14; 58], we additionally render an image under a randomly set area light source to increase lighting diversity. In total, for each object, there are  $12 \times (16 + 1) = 204$  images rendered under different lighting conditions and from different viewpoints. Our final synthetic relighting dataset has about  $18.4\text{M}$   $512 \times 512$  rendered images with ground-truth lighting. We will release our full relighting dataset, named the RelitObjaverse dataset, upon acceptance to facilitate reproducibility.

### 3.2 Lighting-conditioned 2D Relighting Diffusion Model

Given a single object image  $x \in \mathbb{R}^{H \times W \times 3}$  and a new lighting condition  $E \in \mathbb{R}^{H' \times W' \times 3}$  (represented as an HDR environment map), our goal is to learn a model  $f$  that can synthesize a new image  $\hat{x}_E$  with correct appearance changes under the new lighting, while preserving the object’s identity:

$$\hat{x}_E = f(x, E). \quad (1)$$

We fine-tune an image-to-image diffusion model using our rendered data. In particular, we adopt the pre-trained Zero-1-to-3 model [38] and discard its components and weights relevant to novel-view generation, repurposing the model for relighting. To incorporate lighting conditions, we extend the input latents of the diffusion model, concatenating the encoded input image and the environment map with the denoising latent. We introduce two design decisions that are critical for the effective integration of lighting into the latent diffusion model.

**Environment map rotation.** In general, each pixel of an environment map  $E$  corresponds to a 3D direction in the absolute world coordinate frame, whereas our relighting is performed in image space, that is, locked to the camera’s coordinate frame. Therefore, we need a way for a user to specify the relationship between the environment map and camera coordinate frames. One option is to concatenate the relative 3D rotation to the embedding, similar to how Zero-1-to-3 [38] encodes the relative camera pose for the novel view synthesis task. However, we observe that such a design makes it harder for the network to learn the relighting task, perhaps because it needs to interpret the complex relationship between 3D rotation parameters and the desired rotated lighting. Our solution is instead to rotate the target environment map to align with the target camera coordinate frame, prior to feeding it to the model. After rotation, each pixel of the rotated environment map corresponds to a fixed lighting direction in the target camera coordinate frame.

**HDR-LDR conditioning.** Pixel values in the HDR environment map have a theoretical range of  $[0, +\infty)$ , and large pixel values can lead to unstable diffusion training. To rescale it to  $[0, 1.0]$ , a naive idea is to divide it by its maximum value, but this leads to a loss of total energy information. Also, if the map has a very bright region (e.g., the sun), then most of the other values will approach 0 and the environment map will be too dark after division, causing a loss of lighting detail. To solve this, we split the HDR environment map  $E$  into two maps:  $E_L$  is an LDR representation of  $E$ , computed via standard tone-mapping [53; 22], and  $E_H$  is a nonlinearly normalized representation of  $E$ , computed by a logarithmic mapping and divided by the new maximum value.  $E_L$  encodes lighting detail in low-intensity regions, which is useful for generating relighting details (such as reflection details).  $E_H$  maintains the lighting information across the initial spectrum. Inputting  $E_L$

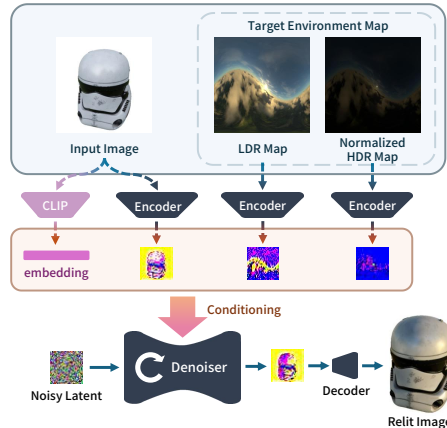


Figure 2: **Model architecture.** Neural Gaffer is an img2img latent diffusion model conditioned on the input image and rotated lighting maps.

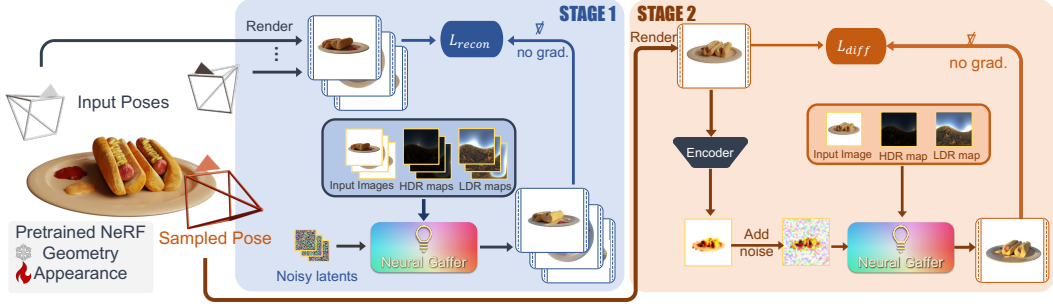


Figure 3: **Relighting a 3D neural radiance field.** Given an input NeRF and a target environmental lighting, in **Stage 1**, we use Neural Gaffer to predict relit images at each predefined camera viewpoint. We then tune the appearance field to overfit the multi-view relighting predictions with a reconstruction loss. In **Stage 2**, we further refine the appearance of the coarsely relit radiance field via the diffusion guidance loss. Using this pipeline, we can relight a NeRF model in minutes.

and  $E_H$  together to the diffusion model means that the network can reason effectively about the full original energy spectrum. Additionally, our design helps to achieve a balanced exposure in the generated output, preventing areas from appearing too dark or too washed out after normalization due to extreme brightness.

**Diffusion model architecture and training.** Our latent diffusion model comprises an encoder  $\mathcal{E}$ , a denoiser U-Net  $\epsilon_\theta$ , and a decoder  $\mathcal{D}$ . During each training iteration, given the paired input-target images  $x$  and  $\hat{x}_E$ , and the target lighting condition  $E$ , we (1) rotate  $E$  into the target camera coordinate frame based on the specified lighting direction, forming a rotated map  $\hat{E}$ ; (2) transform  $\hat{E}$  into an LDR environment map  $\hat{E}_L$  and a normalized HDR environment map  $\hat{E}_H$ ; (3) and finally, encode  $\hat{E}_L$ ,  $\hat{E}_H$  and the input image  $x$  with the encoder  $\mathcal{E}$ . The concatenation of the encoded latent maps are used to condition the denoising U-Net  $\epsilon_\theta$ . Fig. 2 depicts our 2D relighting system. We fine-tune the latent diffusion model with the following objective:

$$\min_{\theta} \mathbb{E}_{z \sim \mathcal{E}(x), t, \epsilon \sim \mathcal{N}(0,1)} \|\epsilon - \epsilon_\theta(z_t, t, \hat{\mathcal{E}}, c(x))\|_2^2, \quad (2)$$

where  $t \sim [1, 1000]$  is the diffusion time step,  $\hat{\mathcal{E}} = \{\mathcal{E}(x), \mathcal{E}(\hat{E}_L), \mathcal{E}(\hat{E}_H)\}$  represents the union of encoded latents for  $x$ ,  $\hat{E}_L$  and  $\hat{E}_H$ , and  $c(x)$  represents the CLIP embedding of the input image  $x$ . Example 2D relighting results from our trained model, applied to real images, are shown in Fig. 1.

### 3.3 Relighting a 3D radiance field with diffusion prior guidance

We can utilize Neural Gaffer as a prior for 3D relighting. In particular, given a 3D neural radiance field consisting of a density field  $\mathcal{G}_\sigma$  and a view-dependent appearance field  $\mathcal{G}_a$  [42], we consider the task of relighting it using our 2D relighting diffusion model as a prior. We find that simply relighting the input NeRF with the popular Score Distillation Sampling (SDS) method [51] leads to over-saturated and unnatural results, as shown in Fig. 8. We instead propose a two-stage pipeline (Fig. 3) to achieve high-quality 3D relighting in minutes. In the first stage, we use our 2D relighting diffusion model to relight input views and overfit the original NeRF’s appearance field, giving us coarsely relit renderings at sampled viewpoints. In the second stage, our model is used to further refine the appearance details with a diffusion loss and an exponential annealed multi-step scheduling.

**Stage 1: Coarse relighting with reconstruction loss.** Given a NeRF with parameters  $\psi$ , the multi-view input images  $x_{\text{input}} = \{x_i\}_{i=1}^N$  and the target lighting  $E_{\text{target}}$ , we first use our diffusion model  $f$  to generate multi-view relighting prediction images  $\hat{x}_{\text{relit}} = \{\hat{x}_i\}_{i=1}^N$ , where  $\hat{x}_i = f(x_i, E_{\text{target}})$ .

Then, we freeze the density field  $\mathcal{G}_\sigma$  of the NeRF, and only optimize the appearance field of the input NeRF with reconstruction loss  $L_{\text{recon}}$ , aiming to minimize the reconstruction error between a rendered image  $x = x(\psi, \pi_{\text{input}})$  and the relit image  $x_{\text{relit}}$  at pose  $\pi_{\text{input}}$ :

$$\mathcal{L}_{\text{recon}}(\psi) = \|(x(\psi, \pi_{\text{input}}) - x_{\text{relit}})\|_2^2. \quad (3)$$

After this stage, we get an initial blurry and noisy relighting result.

**Stage 2: Detail refinement with diffusion guidance loss.** The results from the first stage can be blurry and can exhibit noise because the multi-view relighting predictions results may be inconsistent.

We further refine the relit NeRF’s appearance in Stage 2. We found that directly using the SDS loss [51] for refinement leads to noisy and over-saturated results (see Fig. 8). Inspired by [64; 70; 41], we treat the blurry rendered images from Stage 1 as an intermediate denoising result. We first render an image  $\hat{x}$  under the sampled camera pose  $\pi_{\text{sampled}}$ . We encode and perturb it to a noisy latent  $\hat{z}_t(\hat{x}, t^*)$  with an intermediate noise level  $t^*$ , and initiate the multi-step DDIM [61] denoising process for  $\hat{z}_t(\hat{x}, t^*)$  from  $t^*$ , yielding a latent sample  $\hat{z}_0$ . This latent is decoded to an image  $\hat{x}_{\text{relit}}(t^*) = D(\hat{z}_0)$ , which we use to supervise the rendering with the following diffusion guidance loss:

$$\mathcal{L}_{\text{diff}}(\psi) = w_1 \|\hat{x} - \hat{x}_{\text{relit}}(t^*)\|_1 + w_2 L_p(\hat{x}, \hat{x}_{\text{relit}}(t^*)), \quad (4)$$

where  $L_p$  is the perceptual distance LPIPS [82] and  $w_1$  and  $w_2$  are scale factors to balance the two terms. We exponentially decrease  $t^*$  during optimization.

## 4 Experiments

### 4.1 Implementation details

**Diffusion model training.** We fine-tune our model starting from Zero123’s [38] checkpoint and discard its original linear projection layer for image embedding and pose. We only fine-tune the UNet of the diffusion model and freeze other parts. During fine-tuning, we use a reduced image size of  $256 \times 256$  and a total batch size of 1024. Both the LDR and normalized HDR environment maps are resized to  $256 \times 256$ . We use AdamW [39] and set the learning rate to  $10^{-4}$  for training. We fine-tune our model for 80K iterations on 8 A6000 GPUs for 5 days.

**3D relighting.** Given a neural radiance field reconstructed from multi-view inputs (we use TensoRF [11]), we first freeze its density field and then optimize the input NeRF’s appearance field for 2,500 iterations in Stage 1, with a ray batch size of 4096. In Stage 2, we set the initial timestep  $t^*$  to decrease from 0.4 to 0.05 exponentially.  $w_1$  and  $w_2$  in Eqn. 4 are set to be 0.5 for all of our test cases. We optimize the results from Stage 1 for 500 iterations, and for each iteration, we sample one view to compute the diffusion guidance loss in Eqn. 4. Stage 1 takes about 5 minutes and Stage 2 takes about 3 minutes on a single A6000 GPU.

**Downstream 2D tasks.** Our model supports downstream 2D image editing tasks, such as text-based relighting and object insertion. For text-based relighting, given a text prompt, we first use Text2Light [13] to generate an HDR panorama, and, using that as an environment map, relight images using our diffusion model. Fig. 1 (right two columns) shows example results; more are on our project webpage. For object insertion, given an object image and a target (perspective) scene image, we segment the foreground object with SAM [30], estimate lighting from the target background image with DiffusionLight [50], perform relighting, and finally generate a shadow attached to the object using [46]. Our workflow can preserve the object’s identity and achieve high-quality visual quality.

### 4.2 Baselines and metrics

We use common image metrics including PNSR, SSIM, and LPIPS [82] to evaluate relighting results quantitatively. In addition, since there exists an ambiguity between lighting intensity and object color, we also compute channel-aligned results as in [83; 85], where each channel of the relighting prediction is rescaled to align the average intensity with the ground-truth. We compute metrics for both the raw and the channel-aligned results for quantitative evaluation.

For the single-image relighting task, there are very few prior works that can handle general objects under natural illumination. We compare to a very recent work DiLightNet [75], which trains a lighting-conditioned ControlNet [80] to relight images, which is achieved by conditioning its ControlNet with a set of rendered images using predefined materials, estimated geometry of the input image, and target lighting. Per our request, the authors ran their model on our validation data. We select 48 high-quality objects from Objaverse as validation objects, which are unseen during training. We render each object under 4 different camera poses. For each camera, we randomly sample 12 unseen environment maps to render the target relit images, and one additional environment map to render the input. We also compare with IC-Light [81]. Since our lighting conditioning is different from its setting (they use background images), we only provide qualitative comparisons in our appendix and project webpage. For relighting 3D radiance fields, we compare with two 3D inverse rendering methods: TensorIR [27] and NVDIFFREC-MC [23]. We select 6 objects from the NeRF-Synthetic

dataset [42] and Objaverse [18] for testing. For each object, 100 camera poses are sampled to generate training images and 20 camera poses are sampled for testing images. Each pose is rendered under four distinct, previously unseen environmental lighting conditions. One lighting condition is designated for training images, while the remaining three are reserved for relighting testing.

### 4.3 Results analysis

**Comparing single-image relighting with DiLightNet [75].** As shown in Fig. 4, we evaluate across a diverse set of unseen objects and unseen target lighting conditions. Our approach showcases superior fidelity to the intended lighting settings, maintaining consistent color accuracy and preserving intricate details. Compared with DiLightNet [75], our model can generate more accurate highlights, shadows, and high-frequent reflections. These results demonstrate our model’s ability to accurately understand the underlying physical properties of the object in the input image, such as geometry and materials, and faithfully reproduce the desired relighting appearance. Quantitative results are in Tab. 1.

**Single-image relighting on real data.** We evaluate our single-image relighting model on a set of real-world input photos (Fig. 1), under either image-conditioned (environment map) or text-conditioned (text description of the desired target lighting) target illumination. As shown in the figure, our model effectively adapts to diverse lighting conditions and produces realistic, high-fidelity relighting results under novel illumination. In addition, our relighting results are consistent and stable with the lighting condition rotating. Please refer to our webpage to get more video results of more real data.




Figure 4: **Single-image relighting comparison with DiLightNet [75] under diverse lighting.** Our method demonstrates superior fidelity to the target lighting, maintains more consistent color and detail, and can generate more accurate highlights, shadows, and high-frequent reflections.

Table 1: Single-image relighting quantitative comparison.

Method	Relighting			Channel-aligned Relighting		
	PSNR $\uparrow$	SSIM $\uparrow$	LPIPS $\downarrow$	PSNR $\uparrow$	SSIM $\uparrow$	LPIPS $\downarrow$
Ours	<b>26.706</b>	<b>0.927</b>	<b>0.041</b>	<b>29.829</b>	<b>0.939</b>	<b>0.028</b>
DiLightNet [75]	24.823	0.918	0.056	26.931	0.926	0.050

Table 2: 3D relighting quantitative comparison.

Method	PSNR $\uparrow$	SSIM $\uparrow$	LPIPS $\downarrow$
Ours	<b>29.11</b>	<b>0.930</b>	<b>0.039</b>
TensoIR [27]	25.80	0.878	0.106
NVDIFFREC-MC [23]	28.25	0.915	0.082

**Object insertion.** Our diffusion model exhibits versatility when combined with other generative models for downstream 2D tasks, like object insertion. In Fig. 5, we take a foreground image containing the object of interest and insert the object into a background image depicting the desired target lighting condition. Our method surpasses baseline approaches by better preserving the identity of the inserted objects and synthesizing more natural illumination, seamlessly integrating objects into the background scene.




Figure 5: **Object insertion.** Our diffusion model can be applied to object insertion. Compared with AnyDoor [12], our method better preserves the identity of the inserted object and achieves higher-quality results.





Figure 6: **Relighting 3D objects.** We take multi-view images and a target lighting condition as input and compare our method’s relighting results to NVDIFFREC-MC [23] and TensoIR [27]. (The shown images are channel-aligned results.) Lacking strong priors, the baselines tend to miss specular highlights (NVDIFFREC-MC), bake the original highlights (TensoIR), or produce artifacts (NVDIFFREC-MC and TensoIR). In contrast, our method implicitly learns to model the complex interplay of light and materials from the training process of our relighting diffusion model, resulting in more accurate relighting results with fewer artifacts. Video comparisons are available on our project webpage.

**Relighting 3D objects.** Fig. 6 shows the results of our two-stage method for relighting 3D objects. Given an input radiance field(NeRF) representing a 3D object, we first tune NeRF for coarse relighting in Stage 1, followed by a finer relighting result in Stage 2 that improves fidelity. We also compared to conventional inverse rendering methods such as NVDIFFREC-MC [23] and TensoIR [27], reporting quantitative results in Tab. 2 and showing qualitative comparisons in Fig. 6.



#### 4.4 Ablation Study



#### Ablation studies for alternate lighting conditioning designs for our diffusion model.

As ablations, we evaluated different lighting conditioning designs for our diffusion model: 1) only inputting one environment map rather than both the rotated LDR and normalized HDR map, and 2) controlling the lighting direction by adding the relative 3D rotation between the default environment map coordinate frame and the target camera frame to the U-Net CLIP embedding branch without rotating the environment maps explicitly.

Table 3: Ablations on diffusion model designs.

Method	PSNR $\uparrow$	SSIM $\uparrow$	LPIPS $\downarrow$
Ours	<b>26.052</b>	<b>0.923</b>	<b>0.035</b>
Ours w/o LDR map	25.503	0.920	0.045
Ours w/o HDR map	25.822	0.922	0.036
Ours w/o rotation	24.455	0.915	0.051

Due to limited computational resources, when performing ablations for the model design, we train the different models with 2 A6000 GPUs for 48K iterations. We provide a quantitative comparison between them in Tab. 3 and a qualitative comparison in Fig. 7, showcasing the effectiveness of our design. As shown in Fig. 7, controlling the lighting direction by only adding the relative 3D lighting rotation to the U-Net CLIP embedding branch can't get the relighting results with correct lighting directions for all testing cases. Without inputting the LDR map, the model fails to generate the correct reflection for the first test case. Without the HDR map, it cannot produce the correct specular

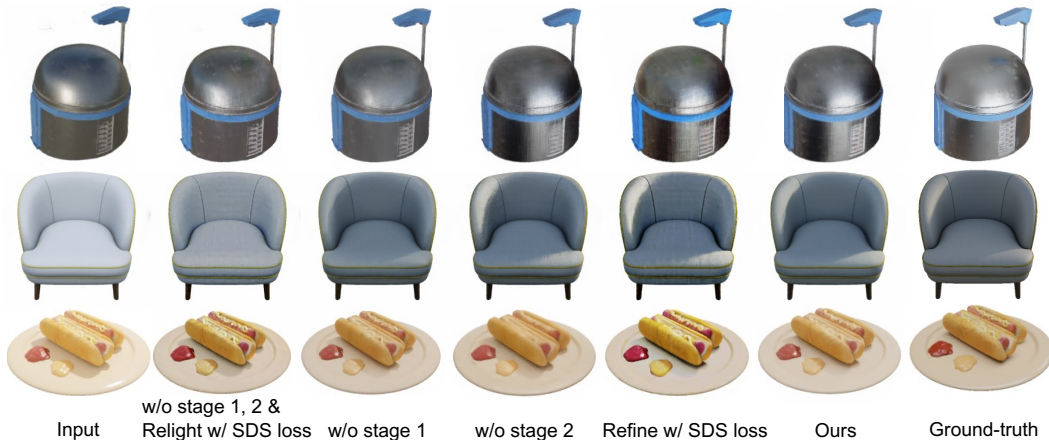


Figure 8: Ablations on methods for relighting 3D radiance fields. Our full model achieves the most accurate and visually realistic relighting results among all variants. Please zoom in to see detailed differences across ablation variants.

highlights for the third test case. Only when both the LDR and HDR maps are provided can the model accurately reason about the full original energy spectrum and generate correct relighting results for the second test case. Our full model achieves the best results across different ablation experiments.

**Ablation studies for relighting 3D radiance fields.** As shown in Fig. 8, if we directly relight the input neural radiance field using an SDS loss [51] without our two-stage pipeline, we cannot accurately reproduce highlights and reflections in the first scene, generate precise shadows in the second sofa scene, or remove shadows in the third hotdog scene. Stage 1 ensures overall relighting accuracy, while Stage 2 helps reduce noise and leads to more detailed results. Without Stage 1, we cannot generate the correct specular highlight for the first scene, and the details of the shadows on the sofa scene’s backrest become noisy and less accurate. Without Stage 2, the appearance of the relit scenes becomes noisier and blurrier, especially in the sofa scene. Replacing our diffusion guidance loss (Eqn. 4) in Stage 2 with an SDS loss results in unnatural, noisy, and over-saturated relighting. Our full model consistently produces the most accurate and visually realistic results across all test variants. Please zoom in to see detailed differences across ablation variants.

## 5 Limitations

While our model can achieve overall consistent relighting results under rotating or changing lighting conditions, our results can still exhibit minor inconsistencies since the model is generative. Due to the limited resolution of the backbone diffusion model, we can only handle relatively low image resolution ( $256 \times 256$ ). In addition, our model is fine-tuned on object data, therefore, while it is category-agnostic, it might not achieve the highest quality results on specific domains—for instance, for the case of portrait relighting, methods that are specifically trained for portrait photos may produce higher quality results.

## 6 Conclusion

We proposed an end-to-end 2D relighting diffusion model, Neural Gaffer, that addresses the long-standing challenge of single-image relighting through a data-driven framework. Our model synthesizes accurate and high-quality relighted images from a single input image under any environmental lighting condition, demonstrating superior generalization and accuracy on both synthetic and real-world datasets. Neural Gaffer not only enhances various 2D tasks, such as text-based relighting and object insertion, but also serves as a strong relighting prior for 3D tasks, enabling a simplified two-stage 3D relighting pipeline. By overcoming the limitations and ambiguities of traditional model-based inverse rendering approaches, our diffusion-based solution extends the applicability of relighting techniques to a broad range of practical applications.

**Acknowledgments.** We thank Minghua Liu, Chao Xu, et al from Prof. Hao Su’s group at UCSD for assisting with the Objaverse filtering process. We thank Xinrui Liu at Cornell for helping with data capture and shadow generation for the object insertion application. We thank Chong Zeng at Zhejiang University for helping run his model (DiLightNet) on our validation data

This work was done while Haian Jin was a full-time student at Cornell. The selection of data and the generation of all figures and results was led by Cornell University. This work was funded in part by the National Science Foundation (IIS-2211259).

## References

- [1] Jonathan T. Barron and Jitendra Malik. Shape, illumination, and reflectance from shading. *Trans. Pattern Analysis and Machine Intelligence*, 2015.
- [2] Sai Bi, Stephen Lombardi, Shunsuke Saito, Tomas Simon, Shih-En Wei, Kevyn Mcphail, Ravi Ramamoorthi, Yaser Sheikh, and Jason Saragih. Deep relightable appearance models for animatable faces. *ACM Transactions on Graphics (TOG)*, 40(4):1–15, 2021.
- [3] Sai Bi, Zexiang Xu, Pratul Srinivasan, Ben Mildenhall, Kalyan Sunkavalli, Miloš Hašan, Yannick Hold-Geoffroy, David Kriegman, and Ravi Ramamoorthi. Neural reflectance fields for appearance acquisition. *arXiv preprint arXiv:2008.03824*, 2020.
- [4] Sai Bi, Zexiang Xu, Kalyan Sunkavalli, Miloš Hašan, Yannick Hold-Geoffroy, David Kriegman, and Ravi Ramamoorthi. Deep reflectance volumes: Relightable reconstructions from multi-view photometric images. In *Proc. European Conf. on Computer Vision (ECCV)*, pages 294–311. Springer, 2020.
- [5] Mark Boss, Raphael Braun, Varun Jampani, Jonathan T Barron, Ce Liu, and Hendrik Lensch. Nerd: Neural reflectance decomposition from image collections. In *Proc. Int. Conf. on Computer Vision (ICCV)*, pages 12684–12694, 2021.
- [6] Mark Boss, Andreas Engelhardt, Abhishek Kar, Yuanzhen Li, Deqing Sun, Jonathan Barron, Hendrik Lensch, and Varun Jampani. Samurai: Shape and material from unconstrained real-world arbitrary image collections. *Neural Information Processing Systems*, 35:26389–26403, 2022.
- [7] Mark Boss, Varun Jampani, Raphael Braun, Ce Liu, Jonathan Barron, and Hendrik Lensch. Neural-pil: Neural pre-integrated lighting for reflectance decomposition. *Neural Information Processing Systems*, 34:10691–10704, 2021.
- [8] Tim Brooks, Aleksander Holynski, and Alexei A Efros. Instructpix2pix: Learning to follow image editing instructions. In *Proc. Computer Vision and Pattern Recognition (CVPR)*, pages 18392–18402, 2023.
- [9] Phong Bui-Tuong. Illumination for computer generated pictures. *CACM*, 1975.
- [10] Brent Burley and Walt Disney Animation Studios. Physically-based shading at disney. In *Acm Siggraph*, volume 2012, pages 1–7. vol. 2012, 2012.
- [11] Anpei Chen, Zexiang Xu, Andreas Geiger, Jingyi Yu, and Hao Su. Tensorf: Tensorial radiance fields. In *European Conference on Computer Vision (ECCV)*, 2022.
- [12] Xi Chen, Lianghua Huang, Yu Liu, Yujun Shen, Deli Zhao, and Hengshuang Zhao. Anydoor: Zero-shot object-level image customization, 2024.
- [13] Zhaoxi Chen, Guangcong Wang, and Ziwei Liu. Text2light: Zero-shot text-driven hdr panorama generation, 2023.
- [14] Jasmine Collins, Shubham Goel, Kenan Deng, Achleshwar Luthra, Leon Xu, Erhan Gundogdu, Xi Zhang, Tomas F. Yago Vicente, Thomas Dideriksen, Himanshu Arora, Matthieu Guillaumin, and Jitendra Malik. Abo: Dataset and benchmarks for real-world 3d object understanding, 2022.
- [15] Blender Online Community. *Blender - a 3D modelling and rendering package*. Blender Foundation, Stichting Blender Foundation, Amsterdam, 2018.
- [16] Paul Debevec, Tim Hawkins, Chris Tchou, Haarm-Pieter Duiker, Westley Sarokin, and Mark Sagar. Acquiring the reflectance field of a human face. In *Proceedings of the 27th annual conference on Computer graphics and interactive techniques*, pages 145–156, 2000.
- [17] Paul E. Debevec. Rendering synthetic objects into real scenes: bridging traditional and image-based graphics with global illumination and high dynamic range photography. *Proceedings of the 25th annual conference on Computer graphics and interactive techniques*, 1998.
- [18] Matt Deitke, Dustin Schwenk, Jordi Salvador, Luca Weihs, Oscar Michel, Eli VanderBilt, Ludwig Schmidt, Kiana Ehsani, Aniruddha Kembhavi, and Ali Farhadi. Objaverse: A universe of annotated 3d objects. *arXiv preprint arXiv:2212.08051*, 2022.
- [19] David Griffiths, Tobias Ritschel, and Julien Philip. Outcast: Outdoor single-image relighting with cast shadows. *Computer Graphics Forum*, 41(2):179–193, 2022.

- [20] Kaiwen Guo, Peter Lincoln, Philip L. Davidson, Jay Busch, Xueming Yu, Matt Whalen, Geoff Harvey, Sergio Orts, Rohit Pandey, Jason Dourgarian, Danhang Tang, Anastasia Tkach, Adarsh Kowdle, Emily Cooper, Mingsong Dou, S. Fanello, Graham Fyffe, Christoph Rhemann, Jonathan Taylor, Paul E. Debevec, and Shahram Izadi. The relightables. *ACM Transactions on Graphics (TOG)*, 38:1 – 19, 2019.
- [21] Yuxuan Han, Zhibo Wang, and Feng Xu. Learning a 3d morphable face reflectance model from low-cost data, 2023.
- [22] Samuel W. Hasinoff, Dillon Sharlet, Ryan Geiss, Andrew Adams, Jonathan T. Barron, Florian Kainz, Jiawen Chen, and Marc Levoy. Burst photography for high dynamic range and low-light imaging on mobile cameras. *ACM Trans. Graph.*, 35(6), dec 2016.
- [23] Jon Hasselgren, Nikolai Hofmann, and Jacob Munkberg. Shape, Light, and Material Decomposition from Images using Monte Carlo Rendering and Denoising. *arXiv:2206.03380*, 2022.
- [24] Jonathan Ho, Ajay Jain, and Pieter Abbeel. Denoising diffusion probabilistic models. *Neural Information Processing Systems*, 33:6840–6851, 2020.
- [25] Yi Huang, Jiancheng Huang, Yifan Liu, Mingfu Yan, Jiaxi Lv, Jianzhuang Liu, Wei Xiong, He Zhang, Shifeng Chen, and Liangliang Cao. Diffusion model-based image editing: A survey. *arXiv preprint arXiv:2402.17525*, 2024.
- [26] Chaonan Ji, Tao Yu, Kaiwen Guo, Jingxin Liu, and Yebin Liu. Geometry-aware single-image full-body human relighting. In *ECCV*, page 388–405, 2022.
- [27] Haian Jin, Isabella Liu, Peijia Xu, Xiaoshuai Zhang, Songfang Han, Sai Bi, Xiaowei Zhou, Zexiang Xu, and Hao Su. Tensor: Tensorial inverse rendering. In *Proc. Computer Vision and Pattern Recognition (CVPR)*, pages 165–174, 2023.
- [28] Yoshihiro Kanamori and Yuki Endo. Relighting humans: occlusion-aware inverse rendering for full-body human images. *ACM Trans. Graph.*, 37(6), 2018.
- [29] Bernhard Kerbl, Georgios Kopanas, Thomas Leimkühler, and George Drettakis. 3d gaussian splatting for real-time radiance field rendering. *ACM Transactions on Graphics*, 42(4):1–14, 2023.
- [30] Alexander Kirillov, Eric Mintun, Nikhila Ravi, Hanzi Mao, Chloe Rolland, Laura Gustafson, Tete Xiao, Spencer Whitehead, Alexander C. Berg, Wan-Yen Lo, Piotr Dollár, and Ross Girshick. Segment anything, 2023.
- [31] Zhengfei Kuang, Kyle Olszewski, Menglei Chai, Zeng Huang, Panos Achlioptas, and Sergey Tulyakov. Neroic: Neural rendering of objects from online image collections. *ACM Transactions on Graphics (TOG)*, 41(4):1–12, 2022.
- [32] Zhengfei Kuang, Yunzhi Zhang, Hong-Xing Yu, Samir Agarwala, Shangzhe Wu, and Jiajun Wu. Stanford-orb: A real-world 3d object inverse rendering benchmark, 2024.
- [33] Manuel Laganas, Xin Sun, Jimei Yang, Ruben Villegas, Jianming Zhang, Zhixin Shu, Belen Masia, and Diego Gutierrez. Single-image full-body human relighting. *Eurographics Symposium on Rendering - DL-only Track*, 2021.
- [34] Zhengqin Li, Jia Shi, Sai Bi, Rui Zhu, Kalyan Sunkavalli, Milovs Havsan, Zexiang Xu, Ravi Ramamoorthi, and Manmohan Chandraker. Physically-based editing of indoor scene lighting from a single image. *ArXiv*, abs/2205.09343, 2022.
- [35] Zhengqin Li, Zexiang Xu, Ravi Ramamoorthi, Kalyan Sunkavalli, and Manmohan Chandraker. Learning to reconstruct shape and spatially-varying reflectance from a single image. *ACM Transactions on Graphics (TOG)*, 37:1 – 11, 2018.
- [36] Andrew Liu, Shiry Ginosar, Tinghui Zhou, Alexei A. Efros, and Noah Snavely. Learning to factorize and relight a city, 2020.
- [37] Isabella Liu, Linghao Chen, Ziyang Fu, Liwen Wu, Haian Jin, Zhong Li, Chin Ming Ryan Wong, Yi Xu, Ravi Ramamoorthi, Zexiang Xu, and Hao Su. Openillumination: A multi-illumination dataset for inverse rendering evaluation on real objects, 2024.
- [38] Ruoshi Liu, Rundi Wu, Basile Van Hoorick, Pavel Tokmakov, Sergey Zakharov, and Carl Vondrick. Zero-1-to-3: Zero-shot one image to 3d object, 2023.
- [39] Ilya Loshchilov and Frank Hutter. Decoupled weight decay regularization, 2019.
- [40] Abhimitra Meka, Christian Haene, Rohit Pandey, Michael Zollhöfer, Sean Fanello, Graham Fyffe, Adarsh Kowdle, Xueming Yu, Jay Busch, Jason Dourgarian, et al. Deep reflectance fields: high-quality facial reflectance field inference from color gradient illumination. *ACM Transactions on Graphics (TOG)*, 38(4):1–12, 2019.
- [41] Chenlin Meng, Yutong He, Yang Song, Jiaming Song, Jiajun Wu, Jun-Yan Zhu, and Stefano Ermon. Sdedit: Guided image synthesis and editing with stochastic differential equations. In *International Conference on Learning Representations*, 2021.

- [42] Ben Mildenhall, Pratul P. Srinivasan, Matthew Tancik, Jonathan T. Barron, Ravi Ramamoorthi, and Ren Ng. Nerf: Representing scenes as neural radiance fields for view synthesis. In *ECCV*, 2020.
- [43] Giljoo Nam, Joo Ho Lee, Diego Gutierrez, and Min H Kim. Practical svbrdf acquisition of 3d objects with unstructured flash photography. *ACM Transactions on Graphics (TOG)*, 37(6):1–12, 2018.
- [44] Thomas Nestmeyer, Jean-François Lalonde, Iain Matthews, and Andreas Lehrmann. Learning physics-guided face relighting under directional light. In *Proc. Computer Vision and Pattern Recognition (CVPR)*, pages 5124–5133, 2020.
- [45] Alexander Quinn Nichol and Prafulla Dhariwal. Improved denoising diffusion probabilistic models. In *International conference on machine learning*, pages 8162–8171. PMLR, 2021.
- [46] Li Niu, Wenyan Cong, Liu Liu, Yan Hong, Bo Zhang, Jing Liang, and Liqing Zhang. Making images real again: A comprehensive survey on deep image composition. *arXiv preprint arXiv:2106.14490*, 2021.
- [47] Rohit Pandey, Sergio Orts Escolano, Chloe Legendre, Christian Haene, Sofien Bouaziz, Christoph Rhemann, Paul Debevec, and Sean Fanello. Total relighting: learning to relight portraits for background replacement. *ACM Trans. Graph.*, 40(4), 2021.
- [48] Gaurav Parmar, Krishna Kumar Singh, Richard Zhang, Yijun Li, Jingwan Lu, and Jun-Yan Zhu. Zero-shot image-to-image translation. In *ACM SIGGRAPH 2023 Conference Proceedings*, pages 1–11, 2023.
- [49] Pieter Peers, Naoki Tamura, Wojciech Matusik, and Paul Debevec. Post-production facial performance relighting using reflectance transfer. *ACM Trans. Graph.*, 26(3), 2007.
- [50] Pakkapon Phongthawee, Worameth Chinchuthakun, Nontaphat Sinsunthithet, Amit Raj, Varun Jampani, Pramook Khungurn, and Supasorn Suwajanakorn. Diffusionlight: Light probes for free by painting a chrome ball. In *ArXiv*, 2023.
- [51] Ben Poole, Ajay Jain, Jonathan T. Barron, and Ben Mildenhall. Dreamfusion: Text-to-3d using 2d diffusion. *arXiv*, 2022.
- [52] Anurag Ranjan, Kwang Moo Yi, Jen-Hao Rick Chang, and Oncel Tuzel. Facelit: Neural 3d relightable faces. In *Proc. Computer Vision and Pattern Recognition (CVPR)*, pages 8619–8628, 2023.
- [53] Erik Reinhard, Greg Ward, Sumanta Pattanaik, and Paul Debevec. *High Dynamic Range Imaging: Acquisition, Display, and Image-Based Lighting (The Morgan Kaufmann Series in Computer Graphics)*. Morgan Kaufmann Publishers Inc., San Francisco, CA, USA, 2005.
- [54] Peiran Ren, Yue Dong, Stephen Lin, Xin Tong, and Baining Guo. Image based relighting using neural networks. *ACM Transactions on Graphics (ToG)*, 34(4):1–12, 2015.
- [55] Christian Richardt, Carsten Stoll, Neil A. Dodgson, Hans-Peter Seidel, and Christian Theobalt. Coherent spatiotemporal filtering, upsampling and rendering of RGBZ videos. *Computer Graphics Forum (Proceedings of Eurographics)*, 31(2), May 2012.
- [56] Robin Rombach, Andreas Blattmann, Dominik Lorenz, Patrick Esser, and Björn Ommer. High-resolution image synthesis with latent diffusion models. In *Proc. Computer Vision and Pattern Recognition (CVPR)*, pages 10684–10695, 2022.
- [57] Shen Sang and M. Chandraker. Single-shot neural relighting and svbrdf estimation. In *ECCV*, 2020.
- [58] Jian Shi, Yue Dong, Hao Su, and Stella X. Yu. Learning non-lambertian object intrinsics across shapenet categories, 2016.
- [59] Ruoxi Shi, Hansheng Chen, Zhuoyang Zhang, Minghua Liu, Chao Xu, Xinyue Wei, Linghao Chen, Chong Zeng, and Hao Su. Zero123++: a single image to consistent multi-view diffusion base model, 2023.
- [60] Zhixin Shu, Ersin Yumer, Sunil Hadap, Kalyan Sunkavalli, Eli Shechtman, and Dimitris Samaras. Neural face editing with intrinsic image disentangling. In *Proc. Computer Vision and Pattern Recognition (CVPR)*, pages 5541–5550, 2017.
- [61] Jiaming Song, Chenlin Meng, and Stefano Ermon. Denoising diffusion implicit models, 2022.
- [62] Pratul P Srinivasan, Boyang Deng, Xiuming Zhang, Matthew Tancik, Ben Mildenhall, and Jonathan T Barron. Nerv: Neural reflectance and visibility fields for relighting and view synthesis. In *Proc. Computer Vision and Pattern Recognition (CVPR)*, pages 7495–7504, 2021.
- [63] Tiancheng Sun, Jonathan T Barron, Yun-Ta Tsai, Zexiang Xu, Xueming Yu, Graham Fyffe, Christoph Rhemann, Jay Busch, Paul Debevec, and Ravi Ramamoorthi. Single image portrait relighting. *ACM Trans. Graph.*, 38(4), 2019.
- [64] Jiaxiang Tang, Jiawei Ren, Hang Zhou, Ziwei Liu, and Gang Zeng. Dreamgaussian: Generative gaussian splatting for efficient 3d content creation. *arXiv preprint arXiv:2309.16653*, 2023.

- [65] Murat Türe, Mustafa Ege Çıklabakkal, Aykut Erdem, Erkut Erdem, Pinar Satılmış, and Ahmet Oguz Akyüz. From noon to sunset: Interactive rendering, relighting, and recolouring of landscape photographs by modifying solar position. In *Computer Graphics Forum*, pages 500–515. Wiley Online Library, 2021.
- [66] Benjamin Ummenhofer, Sanskar Agrawal, Rene Sepulveda, Yixing Lao, Kai Zhang, Tianhang Cheng, Stephan Richter, Shenlong Wang, and German Ros. Objects with lighting: A real-world dataset for evaluating reconstruction and rendering for object relighting, 2024.
- [67] Yang Wang, Lei Zhang, Zicheng Liu, Gang Hua, Zhen Wen, Zhengyou Zhang, and Dimitris Samaras. Face relighting from a single image under arbitrary unknown lighting conditions. *Trans. Pattern Analysis and Machine Intelligence*, 31(11):1968–1984, 2008.
- [68] Andreas Wenger, Andrew Gardner, Chris Tchou, Jonas Unger, Tim Hawkins, and Paul Debevec. Performance relighting and reflectance transformation with time-multiplexed illumination. *ACM Transactions on Graphics (TOG)*, 24(3):756–764, 2005.
- [69] Jung-Hsuan Wu and Suguru Saito. Interactive relighting in single low-dynamic range images. *ACM Trans. Graph.*, 36(2), 2017.
- [70] Rundi Wu, Ben Mildenhall, Philipp Henzler, Keunhong Park, Ruiqi Gao, Daniel Watson, Pratul P. Srinivasan, Dor Verbin, Jonathan T. Barron, Ben Poole, and Aleksander Holynski. Reconfusion: 3d reconstruction with diffusion priors. *arXiv*, 2023.
- [71] Rui Xia, Yue Dong, Pieter Peers, and Xin Tong. Recovering shape and spatially-varying surface reflectance under unknown illumination. *ACM Transactions on Graphics (TOG)*, 35(6):1–12, 2016.
- [72] Zexiang Xu, Kalyan Sunkavalli, Sunil Hadap, and Ravi Ramamoorthi. Deep image-based relighting from optimal sparse samples. *ACM Transactions on Graphics (ToG)*, 37(4):1–13, 2018.
- [73] Yao Yao, Jingyang Zhang, Jingbo Liu, Yihang Qu, Tian Fang, David McKinnon, Yanghai Tsin, and Long Quan. Neilf: Neural incident light field for physically-based material estimation. In *European Conference on Computer Vision*, pages 700–716. Springer, 2022.
- [74] Ye Yu, Abhimitra Meka, Mohamed Elgharib, Hans-Peter Seidel, Christian Theobalt, and William AP Smith. Self-supervised outdoor scene relighting. In *ECCV*, pages 84–101, 2020.
- [75] Chong Zeng, Yue Dong, Pieter Peers, Youkang Kong, Hongzhi Wu, and Xin Tong. Dilightnet: Fine-grained lighting control for diffusion-based image generation, 2024.
- [76] Bo Zhang, Yuxuan Duan, Jun Lan, Yan Hong, Huijia Zhu, Weiqiang Wang, and Li Niu. Controlcom: Controllable image composition using diffusion model. *arXiv preprint arXiv:2308.10040*, 2023.
- [77] Jingyang Zhang, Yao Yao, Shiwei Li, Jingbo Liu, Tian Fang, David McKinnon, Yanghai Tsin, and Long Quan. Neilf++: Inter-reflectable light fields for geometry and material estimation. In *Proc. Int. Conf. on Computer Vision (ICCV)*, pages 3601–3610, 2023.
- [78] Kai Zhang, Fujun Luan, Zhengqi Li, and Noah Snavely. Iron: Inverse rendering by optimizing neural sdfs and materials from photometric images. In *Proc. Computer Vision and Pattern Recognition (CVPR)*, pages 5565–5574, 2022.
- [79] Kai Zhang, Fujun Luan, Qianqian Wang, Kavita Bala, and Noah Snavely. Physg: Inverse rendering with spherical gaussians for physics-based material editing and relighting. In *Proc. Computer Vision and Pattern Recognition (CVPR)*, pages 5453–5462, 2021.
- [80] Lvmin Zhang, Anyi Rao, and Maneesh Agrawala. Adding conditional control to text-to-image diffusion models, 2023.
- [81] Lvmin Zhang, Anyi Rao, and Maneesh Agrawala. Ic-light github page, 2024.
- [82] Richard Zhang, Phillip Isola, Alexei A Efros, Eli Shechtman, and Oliver Wang. The unreasonable effectiveness of deep features as a perceptual metric. In *Proc. Computer Vision and Pattern Recognition (CVPR)*, 2018.
- [83] Xiuming Zhang, Pratul P Srinivasan, Boyang Deng, Paul Debevec, William T Freeman, and Jonathan T Barron. Nerfactor: Neural factorization of shape and reflectance under an unknown illumination. *ACM Transactions on Graphics (ToG)*, 40(6):1–18, 2021.
- [84] Yuanqing Zhang, Jiaming Sun, Xingyi He, Huan Fu, Rongfei Jia, and Xiaowei Zhou. Modeling indirect illumination for inverse rendering. In *Proc. Computer Vision and Pattern Recognition (CVPR)*, pages 18643–18652, 2022.
- [85] Yuanqing Zhang, Jiaming Sun, Xingyi He, Huan Fu, Rongfei Jia, and Xiaowei Zhou. Modeling indirect illumination for inverse rendering. In *Proc. Computer Vision and Pattern Recognition (CVPR)*, 2022.
- [86] Hao Zhou, Sunil Hadap, Kalyan Sunkavalli, and David W Jacobs. Deep single-image portrait relighting. In *Proceedings of the IEEE/CVF international conference on computer vision*, pages 7194–7202, 2019.

## A Comparison with IC-Light

In this section, we conduct a comparison with a recent single-image relighting method, IC-Light [81]. In Fig. 9, we present a comparative analysis of relighting results, focusing on the consistency of specular highlights in comparison to IC-Light. Our method consistently adjusts the specular highlights in accordance with the rotation of the lighting, ensuring a coherent relighting effect. In contrast, IC-Light demonstrates inconsistent movement of highlights, with certain regions showing minimal changes. For additional video comparisons, please visit our supplemental webpage.




Figure 9: **Comparison of single-image relighting with IC-Light [81].** In this experiment, we compare relighting results and evaluate the consistency of specular highlights against IC-Light [81]. Each column represents a uniformly rotated version of the same environment map image, progressing from left to right. Our method consistently adjusts highlights, faithfully reproducing the object under novel lighting conditions. In contrast, IC-Light [81] exhibits inconsistent highlight movement, with certain regions changing just slightly. Further comparisons are available videos provided on the supplemental webpage.