

Open-Vocabulary Part-Based Grasping

Tjeard van Oort, Dimity Miller, Will N. Browne, Nicolás Marticorena, Jesse Haviland, Niko Suenderhauf

Abstract—Many robotic applications require to grasp objects not arbitrarily but at a very specific *object part*. This is especially important for manipulation tasks beyond simple pick-and-place scenarios or in robot-human interactions, such as object hand-overs. We propose AnyPart, a practical system that combines open-vocabulary object detection, open-vocabulary part segmentation and 6DOF grasp pose prediction to infer a grasp pose on a specific part of an object in 800 milliseconds. We contribute two new datasets for the task of open-vocabulary part-based grasping, a hand-segmented dataset containing 1014 object-part segmentations, and a dataset of real-world scenarios gathered during our robot trials for individual objects and table-clearing tasks. We evaluate AnyPart on a mobile manipulator robot using a set of 28 common household objects over 360 grasping trials. AnyPart is capable of producing successful grasps 69.52 %, when ignoring robot-based grasp failures, AnyPart predicts a grasp location on the correct part 88.57 % of the time.

I. INTRODUCTION

For intelligent robots to safely interact in robot-human environments, objects need to be grasped appropriately. Many common household items have designated parts that need to be grasped based on the circumstances. For example, if a robot were pick up a mug of hot coffee with the intention of handing it to a person, the robot should grasp the body of the mug with the handle facing outwards, allowing the person to grab the handle. In a different scenario, for example, grabbing this same mug out of a cluttered dishwasher, a different grasp position would need to be selected. Ideally, we want the mobile manipulator to be able to flexibly grasp any object by any part in a widescale open-vocabulary manner.

Most existing grasping systems produce robust grasp predictions [1]–[4], but lack explicit semantic understanding and cannot make grasp predictions that are informed by object parts. While some grasping works incorporate additional semantic information to improve grasp predictions [5]–[7], these methods have been developed for more task-oriented grasping limiting their ability to specify a particular part to grasp.

Recent work [8] deals with both these issues by implementing a language-embedded radiance field for semantic grasping of object parts in an open-vocabulary manner. While they achieve state-of-the-art grasping performance for open-vocabulary part-based grasping, a key limitation is the time it takes to produce a single grasp prediction. To compute a grasp, the system requires capturing multiple photos and train a Lerp for the given scene, which can take upwards of 118 seconds to complete. We aim to address this gap in research for computationally efficient open-vocabulary part-based grasp prediction models.

We propose AnyPart, a modular framework that, given a user prompt, can predict part-specific grasp proposals for open-ended objects within 800 milliseconds. The framework

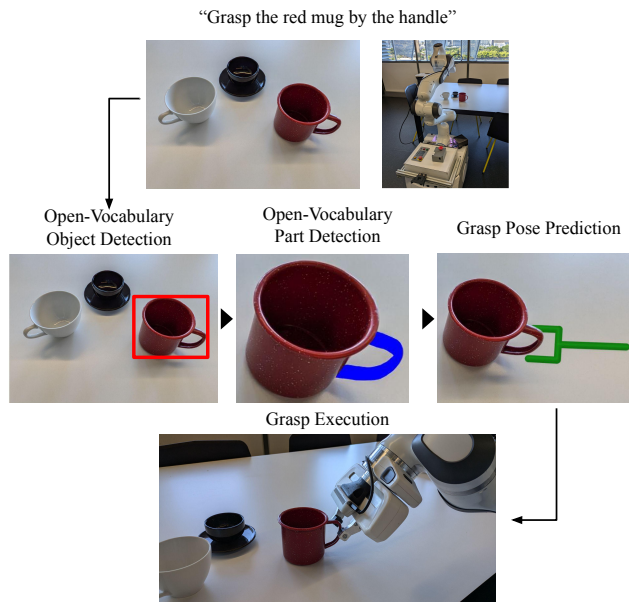


Fig. 1. Incorporating semantic understanding of objects is important when grasping objects that need to be lifted by specific parts. AnyPart decomposes part-based grasping into three stages: object isolation, part detection and grasp prediction. Using foundation models AnyPart is capable of producing accurate grasp proposals for a variety of object parts in 800 milliseconds or less.

incorporates three modules that blend recent advances in foundation models with state-of-the-art task-specific models: a vision-language model object detector, a vision-language part segmentation model, and a grasp prediction model. AnyPart’s design allows models to run from a shared GPU within their own separate programming environments preventing any dependency issues that can occur. The modularised design further allows users to easily determine which models are responsible for grasp failures as each model only works towards a specific sub-task. We demonstrate AnyPart using two separate experiments, a digital dataset of hand-labelled images of objects and their relevant part segmentations, and a set of physical grasping experiments with a mobile manipulation platform on a range of common household objects.

II. RELATED WORKS

A. Part Based Grasping

Robotic grasping of parts has been targeted with two main approaches, task-based and part-based grasp planning. Task-based grasp planners like recent works [9], [10], [11], [12] develop methods to take a given task to perform, like cutting, and propose grasp poses on a given object that would best

perform this action. While task-based grasp planning produces well-positioned semantic-based grasp proposals they can lack the additional manual specificity for selecting a target grasp region. Part-based grasp planning approaches like [13], [8] address this with models dedicated to predicting grasps based on a user-provided object and part prompt. These more recent methods work towards developing more generalistic grasp proposal models capable of open-vocabulary part-based grasp planning. Lerf-TOGO [8] produces state-of-the-art grasping capabilities however it requires an extensive process for inference. Lerf-TOGO takes an average of 118 seconds using an RTX 4090 GPU to produce a grasp proposal due to their Lerf implementation requiring multiple viewpoints and training before proposals can be made.

B. Object Detection and Segmentation

A key factor for open-vocabulary part-based grasping models is the ability to target specific objects alongside their ability to target object parts. A common approach is to utilize a form of object detector or segmenter to perform target isolation. With the wide selection of recent well-performing object detectors [14], [15], [16], [17], [18], [19] there are many options that can be implemented with different benefits and caveats. Models like GroundingDINO [14], OFA [15] and OWL-VIT [16] operate by producing multiple image, text pair bounding boxes. These bounding boxes will be centred on the object of interest from the text prompt provided. These bounding boxes can be ideal for isolating target objects from a cluttered scene or to help allow further models to operate without destructive information in the background.

While bounding box based detection can perform well there is a notable drawback with utilizing them. With bounding boxes, there is an inherent lack of separation of elements within the box itself. If the box overlaps with foreground and background elements or even other objects nearby these can cause issues for components down the line. Utilizing segmentation models can alleviate this issue as they produce binary segmentation maps outlining the boundaries of the object in question. Models like SEEM [17], SAM [18] and OpenSEED [19] are able to perform very capable object segmentation in an open-vocabulary setting.

While object segmentation models can be used to produce segmentation maps outlining object boundaries these models struggle with adjusting the granularity of the maps produced. This can be due to the datasets that these models are trained on not incorporating part-based segmentation masks. There are a collection of datasets that include these components such as PartImageNet [20] and the newer PACO [21]. These datasets include a variety of classes and have part masks to train models for part-based segmentation. A recent model VLPart [22] has been trained on a range of datasets for object and part-based grasping allowing it to be prompted for object parts and produce clean part-based segmentation masks. While this model is capable of producing high-quality masks it has issues with separating similar objects or similar parts in a scene, for example, if there are multiple mugs in a scene, it is desired

to segment the handle of a specific one VLPart can struggle with consistently producing one mask on the correct mug.

C. Grasp Prediction Models

Once a desired object/part has been selected a variety of methods can be used for grasp predictions. Model-free approaches allow for fast generalisation of novel objects while model-based methods can result in more precise grasp predictions without additional human intervention [23]. A large amount of grasp proposal models work towards bin picking such as [24], [25], [26], generally these models struggle when dealing with use cases where objects are not placed for a standard top-down view. More recent works [4], [3], [27] have worked towards producing grasp proposal models capable of grasping at a wide range of unknown angles and robot configurations. Contact-GraspNet [3] is notable as it allows in-built use of a segmentation mask to perform grasp filtering which is beneficial when isolating specific regions of an object to be grasped.

III. PROBLEMS AND ASSUMPTIONS

The objective of the mobile manipulator is to grasp and successfully lift a target object by the specified part. The object and part are identified through a natural language query (e.g. “mug, handle”). This query provides both the object of interest “mug” along with the part of interest that should be grasped “handle”. We assume access to a robotic arm with a wrist-mounted RGB-D camera and parallel grippers for grasping. It is further assumed that the object and part are both visible and reachable by the mobile manipulator. Lastly, in scenes where multiple of the same type of object are present, we assume that there is a discernible difference that can be added to the object prompt (e.g., “red mug” or “wooden spoon”).

IV. METHOD

Provided a given scene with an object of interest, AnyPart is provided an RGB and depth image along with an object, Part pair text prompt and outputs a 6 DOF grasp pose for the robot to action. AnyPart is capable of this by composing the problem as a multi-stage pipeline. The desired object is isolated from the field of view using an object detector and the object component of the text prompt to produce a cropped image. A part-based segmentation model segments the desired part of interest using the part component of the text prompt. This segmentation, as well as the depth image is provided to the grasp prediction model to generate the target poses specific to the part of interest. A breakdown of this is shown in Figure 2 which showcases grasp predictions for a mug handle.

A. Object and Part Isolation

A part prompt e.g. “handle” can match multiple objects. AnyPart is required to perform object isolation before part segmentation to prevent the wrong object from being grasped. This is currently achieved using the open-vocab object detector Grounding-DINO [14]. The object detector is fed an RGB image from the wrist-mounted camera and a user-provided

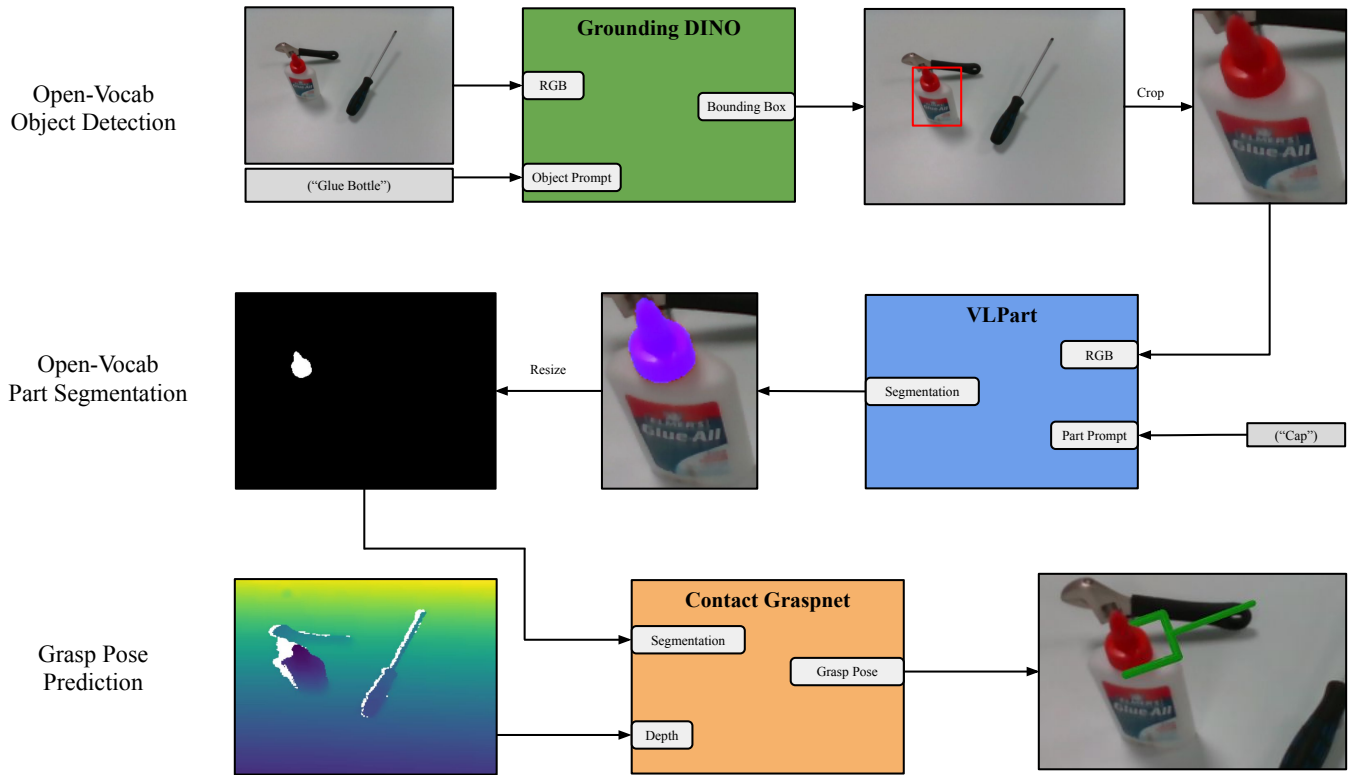


Fig. 2. The overall framework of how AnyPart works. Operating in three stages, AnyPart starts with using Grounding-DINO for object detection using the user-provided object prompt. The bounding box produced is used to crop the image and provides it to VLPART along with the user-provided part prompt. A binary segmentation mask is produced and resized to match the original image, this is provided to Contact-GraspNet along with the depth map to produce the final grasp pose prediction

object text prompt and produces a bounding box for the desired object. This bounding box is used to crop the image to isolate the target object before providing it to the part-segmentation model. An example of this can be seen in Figure 2 where the glue bottle is cropped in on before being provided to the part-segmentation model

Once the image is cropped in on the target object, we use VLPART [22], an open-vocab part-based segmentation model to further isolate the desired part. We utilise a segmentation model for this instead of an object detector as the segmentation mask allows for foreground and background elements in the image to be filtered out with only the desired part isolated. To do this, VLPART is provided the cropped RGB image and the part text prompt and produces a binary segmentation mask. This segmentation is performed by limiting VLPART’s vocabulary to only the desired part and collecting the top-ranked segmentation produced from the model. This can be seen in Figure 2 where the segmentation produced by VLPART is overlaid onto the original cropped image in blue. This image is then resized to be the same as the original RGB image before being provided to the grasp generation model to ensure that the segmentation is aligned correctly to the depth image.

B. Grasp Generation

The final stage of the framework involves the use of a grasp proposal model. The model used for our testing was Contact-Graspnet [3] however any generalistic grasp generation model could be used in place as long as grasps are filtered to the binary segmentation mask produced by the part segmentation module. In AnyPart the grasp generation module is provided with an aligned depth image as well as the segmentation mask produced earlier, this module then predicts a list of grasp proposals that are ranked by the model’s confidence for a successful grasp. We filter these grasp proposals to use the highest-scoring prediction. Contact-Graspnet was chosen over other grasp proposal models as it allowed grasp predictions to be generated from any camera angle rather than limiting the mobile manipulator to only a top-down perspective, furthermore, it allows for grasps to be filtered through a segmentation mask using built-in functionality.

C. Integration with the Mobile Manipulator

Once all the modules are linked the framework can produce 6 DOF grasp poses from the provided RGB-D image and a target text prompt. For our experiments, no additional filtering was performed for situations where objects are occluded or

not visible by the robot when the RGB-D image is captured. These aspects can be focused on in future research.

To utilize AnyPart with our mobile manipulator we collect an RGB-D image from the wrist-mounted camera as well as an object-part text prompt from the user. This information is fed into AnyPart to generate the 6 DOF grasp pose prediction. Actioning the grasp itself is set up with three stages, a pre-grasp, grasp and post grasp position. The pre-grasp position is generated 10cm away from the target grasp pose in the z direction. As an example, if the robot determines to grasp an object from the side the pre-grasp pose will be facing towards the object but be placed 10cm away in the direction it will travel to reach the target grasp pose. The target grasp pose is unaltered from the grasp prediction. The post-grasp pose is positioned 10cm in the vertical direction with respect to the world frame, this results in the object being lifted off of the table.

For table clearing tasks two additional steps are added. As we are placing the objects on a cart to the side of the robot we have a home position, wrist at a rough 45-degree angle positioned higher up over the base of the arm to prevent collisions. The placing position is directly over the cart with the wrist facing downwards to gently drop the object.

V. DIGITAL EXPERIMENTS

To evaluate the effectiveness of this framework we used two sets of experiments. The first experiment is conducted using a digital dataset of RGB images taken with an intel realsense D435 camera of a variety of common household objects, in total there are 42 unique objects photographed and 90 hand-labelled parts segmented. Photos were taken with objects individually and in groups on a textured background from a top-down perspective. Each image and part segmentation were further augmented by flipping horizontally and rotating images by 10 degrees in either direction providing a total of 1014 segmented image and text prompt pairs. Text prompts for each image are the object name and the desired part. This dataset is used to evaluate the object detector and part segmenter combination of the framework using the mIoU score. The dataset further contains images of door/drawer handles as well as buttons to help evaluate if this is a potential application for future works dealing with manipulation of objects.

Results for the digital experiment can be seen in Table ???. Across the 1014 images in the digital experiment dataset the object detector, part segmenter portion of AnyPart achieved an average mIoU score of 0.5232, 0.3317, and 0.4337 for single objects, groups, and averaged across both. Across all categories, the group scores performed worse which indicates failures occurring due to the object detector isolating the wrong object as the same objects are used in the group and individual images. The best-performing categories were knives, bottles and mugs with the worst-performing categories being buttons, fragile and coords. This could indicate that the object detector and part segmenter had been trained more on common items as opposed to more miscellaneous objects and intricate items like wires. It does need to be kept in mind

TABLE I
DIGITAL DATASET RESULTS

Category	Object	mIoU		
		Single	Group	Average
Cooking	measuring cup	0.54	0.41	0.49
	corkscrew	0.04	0.10	
	pan	0.92	0.93	
Fragile	colored wine glass	0.44	0.16	0.26
	camera	0.36	0.30	
	sunglasses	0.31	0.18	
	glasses	0.23	0.10	
Tools	hammer	0.86	0.84	0.50
	tape measure	0.44	0.28	
	pliers	0.37	0.33	
	screwdriver	0.59	0.37	
	wrench	0.89	0.00	
Knives	Box Cutter	0.44	0.00	0.48
	Bread Knife	0.74	0.18	
	kitchen knife	0.91	0.63	
Bottles	soap bottle	0.56	0.00	0.48
	spray bottle	0.73	0.13	
	sriracha bottle	0.91	0.85	
	water bottle	0.68	0.00	
Mugs	white mug	0.59	0.05	0.54
	pink mug	0.71	0.69	
	green mug	0.61	0.58	
	colorful mug	0.64	0.53	
	black mug	0.67	0.37	
Electronics	E-stop	0.33	0.23	0.49
	flashlight	0.84	0.57	
	computer mouse	0.48	0.49	
Coords	card reader	0.51	0.00	0.33
	power board	0.35	0.45	
Kitchen	scrub brush	0.39	0.19	0.36
	coffee strainer	0.39	0.37	
	wooden spoon	0.51	0.34	
	black matte spoon	0.37	0.28	
Handles	cabinet	0.00	-	0.47
	shelf	0.87	-	
	door	0.54	-	
	Fridge	0.86	-	
	drawer	0.42	-	
Buttons	dishwasher	0.14	-	0.12
	door button	0.35	-	
	coffee machine button	0.00	-	
	microwave button	0.00	-	
	dishwasher button	0.14	-	
Averaged		0.50	0.33	0.41

Results collected from our digital experiments. Single mIoU scores come from images containing only one object while Group mIoU scores are from images with multiple objects in the same frame.

that these hand-labelled images could differ from how AnyPart segments them while both being correct for grasping objects.

VI. MOBILE MANIPULATOR EXPERIMENTS

We use a robotic manipulator with a parallel gripper to conduct grasp tests. These experiments focus on grasping objects by targeted parts prompted by an object-part text prompt. Experiments are conducted on 28 objects and 42 parts with a total of 210 individual object grasps and 150 table-clearing tasks covering a variety of different object categories (Kitchen Items, Bowls and Containers, Mugs, Tools, Miscellaneous). The complete list of objects and their parts can be seen in Table II. There is a strong focus on general objects that would be found in household environments. In

TABLE II
OBJECTS AND THEIR PARTS FOR PHYSICAL GRASP EXPERIMENT

Object	Part	Part
Red Bowl	rim	-
Square White Bowl	rim	-
Purple Tupperware	rim	-
Green Bowl	rim	-
Small White Bowl	rim	-
White Tupperware	rim	-
Red Mug	handle	rim
Black Mug	handle	rim
White Mug	handle	rim
Green Mug	handle	rim
Pink Mug	handle	rim
Screwdriver	shaft	handle
Wrench	handle	head
Glue Bottle	cap	body
Pliers	head	handle
Table Tennis Racket	handle	-
Toothbrush	handle	-
Charger	brick	cable
Headphones	arch	earcup
Marker	cap	body
Pan	handle	bowl
Measuring Cup	handle	rim
Spatula	handle	-
Serving Spoon	handle	-
Wooden Spatula	handle	-
Wooden Spoon	handle	-
Knife (with cover)	handle	-
Pizza Cutter	handle	-

The full list of our objects and subsequent parts used during the grasping experiments for the single object and table clearing tasks. There are repeated terms like handle and rim as many objects contain the same kind of part.

TABLE III
PHYSICAL GRASP EXPERIMENT RESULTS

Outcome	Individual	Table Clearing	Lerf-TOGO
Success	69.52%	54.67%	69.00%
Grasp Depth issue	11.43%	19.33%	-
Grippers Slipped	2.86%	0.00%	-
Grabbed Wrong Part	11.43%	8.67%	14%
Grabbed Wrong Object	-	9.33%	4%
Grasp not on Object	0.48%	4.67%	-
Joint Limit Hit	0.48%	2.00%	-
Collided with Table	3.81%	1.33%	-
Unknown Failure	-	-	13%

The averaged results from the 210 grasping experiments conducted for individual objects and 150 experiments for table clearing scenarios. These are compared to Lerf-TOGO’s results, please note that the results from Lerf-TOGO were from their experimentation with their dataset and mobile manipulator setup so this cannot be taken as a direct comparison. The datapoints are color coded to showcase where the errors were coming from relative to the color coding in Figure 2.

some categories, there is an overlap of similar objects that are differentiated by characteristics like colour or material to evaluate the framework’s effectiveness at detecting specific objects. objects are placed on a table in front of the robot in clear view of the wrist-mounted camera. The parts that are being targeted in the specific trial are oriented such that the robot can fully see it and would be capable of reaching the part when grasping. For single object tests, objects are rotated in 45-degree increments counterclockwise five times to cover the



Fig. 3. Experimental Setup Example

This is an example of a table-clearing test with the three objects placed in front of the mobile manipulator in view of the wrist-mounted camera.

part facing left to right for the view of the camera. For each trial, AnyPart is prompted with an RGBD photo taken from the wrist-mounted camera and a text prompt including the object and part combination. A specific grasp is deemed successful if the grippers grasp the desired object by the desired part and can lift it 10cm in the vertical direction. In situations where the object was to slip out of the grippers or the object is picked up by wrapping the fingers fully around the object instead of lifting by the gripper pads the lift is deemed a failure. An example of the setup used in our experiments is shown in Figure 3.

Results for the individual and table-clearing grasp tests can be seen in Table II. Over the 360 tests that were conducted, AnyPart was able to grab and successfully lift objects by the correct part 69.52 % of the time for individual objects and 54.67 % for table-clearing tasks. Failure cases in the table are colour-coded to match the colouring in Figure 2 to showcase which module was responsible for the set of errors. This is easy to determine as modules are completely responsible for a subtask to achieve the overall grasping pipeline, for example, the object detector failing would lead to the wrong object being grasped which can be identified and labelled. A significant portion of failures were caused by grasp depth issues, these are grasps that are correctly positioned over the target part but either grasp too deep or too shallow. This occurs at 11.43 % and 19.33 % for individual and table-clearing grasps respectively. While a portion of these grasps would still successfully lift they were not lifted by the gripper pads on the parallel grippers and deemed a failure. For more simple objects like bowls and containers, AnyPart would have a 100 % and 90 % success rate for individual and table-clearing tests. The worst performing category was

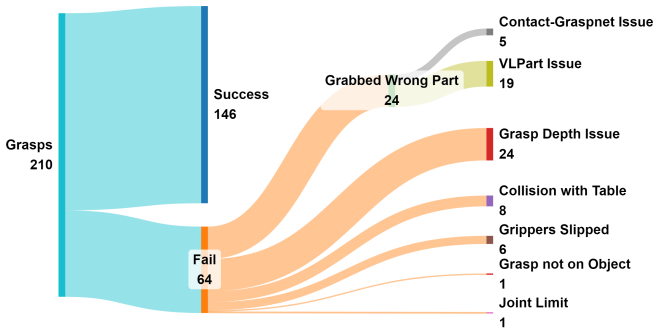


Fig. 4. Sankey Diagram of Grasps for Individual Objects

This Sankey diagram outlines the results visually from the tests conducted for the individual objects experiments

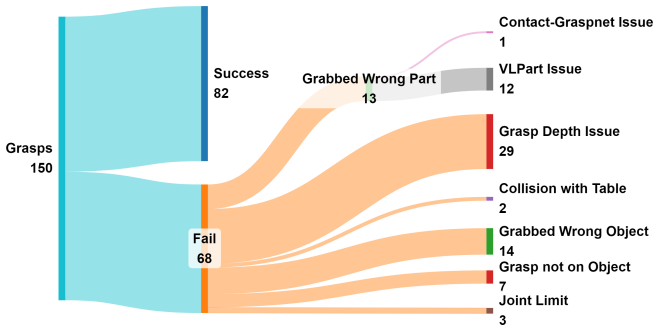


Fig. 5. Sankey Diagram of Grasps for Table clearing

This Sankey diagram outlines the results visually from the tests conducted for the table clearing experiments.

the miscellaneous objects which included: table tennis racket, toothbrush, charger, headphones and a whiteboard marker. This category predicted a grasp pose on the wrong part 22.5 % of the time across the 40 tests conducted. The Sankey diagram in Figure 4 and Figure 5 visualizes the overall performance of AnyPart for individual object tests and table clearing tests respectively.

A. Comparisons

TABLE IV
COMPARISON TO LERF-TOGO

Outcome	Ours Single	Ours Table	Lerf-TOGO
Success	69.52%	54.67%	69.00%
Correct Part	88.56%	82%	82%
Correct Object	-	90.67%	96%
Inference Time (Seconds)	0.8	0.8	118

Our single and object results are from our experimental setup while the results from Lerf-TOGO were collected with their dataset and mobile manipulator. We have highlighted the inference time to highlight the key difference between the two methods.

We aim to compare AnyPart to Lerf-TOGO [8], while we did not have the same object data and mobile manipulation setup we attempted to have our experimental design be similar

to allow for a fairer comparison. Results comparing to Lerf-TOGO can be seen in Table VI-A Across Lerf-TOGO’s physical experiments they noted a grasp success rate of 69.00 % for lifting the desired object by the correct part with 82.00 % of suggested grasps being located on the correct object part. In our experiments, we achieved a grasp success rate of 69.52 % on single objects and 54.67 % on groups of objects. AnyPart was able to suggest grasps on the correct object part 88.56 % for single objects and 82 % for group objects. While overall the results from our experiments produce similar performances to Lerf-TOGO, AnyPart is capable of producing grasp predictions at a significantly faster rate. It was noted that Lerf-TOGO takes a few minutes for each grasp to be calculated, in comparison with our current model setup in AnyPart we can produce grasps between 6-9 seconds of which the majority of the time is taken up by needing to re-initialize VLPART for new parts. When VLPART is already initialized, AnyPart can produce grasp predictions in around 0.8 seconds. One of the key reasons AnyPart can achieve significantly faster inference times is due Lerf-TOGO’s reliance on needing multiple images to produce their language-embedded radiance field while AnyPart requires a single image to be taken before inference.

VII. LIMITATIONS

There are a few key limitations to AnyPart. Firstly as the framework is built using a combination of foundation models this can require access to more video memory than a more conventional model design. In our testing we utilized up to 22 GB of video memory with all models running at the same time. This can be reduced depending on the model usage but could also increase if larger and more reliable models are utilized. Secondly, as there is a reliance on running the models one after the other if one model were to cause a failure it prevents the rest of the framework from producing a correct grasp prediction, this results in errors of each of the models compounding. Lastly as the framework in its current design requires 3 models to be run back to back the overall time to produce a grasp prediction is heavily dependent on the speed of these models, in our testing it takes between 6-9 seconds per grasp prediction depending on the size of the object in the camera field of view. This slower time was largely caused by VLPART being initialized for new part prompts, which would take 5-8 seconds to process. This time can be reduced by using smaller and faster models at the cost of performance as these could result in higher error rates.

In future works, we aim to utilize AnyPart for tasks like open vocabulary object manipulation. Once the robot has grasped the part of interest knowing what to do next can be beneficial as many objects need to be grasped in specific ways but also handled in specific orientations.

VIII. CONCLUSION

This paper presents AnyPart, a framework for combining foundation models to perform open-vocabulary part-based grasping of objects. Utilizing the discussed combination of models AnyPart was able to successfully grasp and lift 69.52%

and 54.67% of the time for individual objects and objects in more cluttered table-clearing scenarios. The framework was capable of producing grasp pose suggestions on the correct part 88.57% and 82% of the time for individual and groups of objects. AnyPart can achieve this performance while maintaining a significantly lower inference time compared to existing state-of-the-art systems like Lerf-TOGO. Further work will be conducted to showcase the modularity of the framework and compare a variety of model combinations and their performances. All code, results and datasets collected throughout this work will be available online.

REFERENCES

- [1] K. Kleeberger and M. F. Huber, "Single shot 6d object pose estimation," in *2020 IEEE International Conference on Robotics and Automation (ICRA)*. IEEE, 2020, pp. 6239–6245.
- [2] S. Song, A. Zeng, J. Lee, and T. Funkhouser, "Grasping in the wild: Learning 6dof closed-loop grasping from low-cost demonstrations," *IEEE Robotics and Automation Letters*, vol. 5, no. 3, pp. 4978–4985, 2020.
- [3] M. Sundermeyer, A. Mousavian, R. Triebel, and D. Fox, "Contact-graspnet: Efficient 6-dof grasp generation in cluttered scenes," in *2021 IEEE International Conference on Robotics and Automation (ICRA)*. IEEE, 2021, pp. 13 438–13 444.
- [4] M. Gou, H.-S. Fang, Z. Zhu, S. Xu, C. Wang, and C. Lu, "Rgb matters: Learning 7-dof grasp poses on monocular rgbd images," in *2021 IEEE International Conference on Robotics and Automation (ICRA)*. IEEE, 2021, pp. 13 459–13 466.
- [5] R. Detry, J. Papon, and L. Matthies, "Task-oriented grasping with semantic and geometric scene understanding," in *2017 IEEE/RSJ International Conference on Intelligent Robots and Systems (IROS)*. IEEE, 2017, pp. 3266–3273.
- [6] D. Song, C. H. Ek, K. Huebner, and D. Kragic, "Task-based robot grasp planning using probabilistic inference," *IEEE transactions on robotics*, vol. 31, no. 3, pp. 546–561, 2015.
- [7] A. Murali, W. Liu, K. Marino, S. Chernova, and A. Gupta, "Same object, different grasps: Data and semantic knowledge for task-oriented grasping," in *Conference on robot learning*. PMLR, 2021, pp. 1540–1557.
- [8] A. Rashid, S. Sharma, C. M. Kim, J. Kerr, L. Y. Chen, A. Kanazawa, and K. Goldberg, "Language embedded radiance fields for zero-shot task-oriented grasping," in *7th Annual Conference on Robot Learning*, 2023.
- [9] A. Murali, W. Liu, K. Marino, S. Chernova, and A. Gupta, "Same object, different grasps: Data and semantic knowledge for task-oriented grasping," *CoRR*, vol. abs/2011.06431, 2020. [Online]. Available: <https://arxiv.org/abs/2011.06431>
- [10] C. Tang, D. Huang, L. Meng, W. Liu, and H. Zhang, "Task-oriented grasp prediction with visual-language inputs," 2023.
- [11] C. Tang, D. Huang, W. Ge, W. Liu, and H. Zhang, "Graspgpt: Leveraging semantic knowledge from a large language model for task-oriented grasping," 2023.
- [12] C. Tang, D. Huang, W. Dong, R. Xu, and H. Zhang, "Foundationgrasp: Generalizable task-oriented grasping with foundation models," *arXiv preprint arXiv:2404.10399*, 2024.
- [13] R. Mirjalili, M. Krawez, S. Silenzi, Y. Blei, and W. Burgard, "Lan-grasp: Using large language models for semantic object grasping," 2023.
- [14] S. Liu, Z. Zeng, T. Ren, F. Li, H. Zhang, J. Yang, C. Li, J. Yang, H. Su, J. Zhu *et al.*, "Grounding dino: Marrying dino with grounded pre-training for open-set object detection," *arXiv preprint arXiv:2303.05499*, 2023.
- [15] P. Wang, A. Yang, R. Men, J. Lin, S. Bai, Z. Li, J. Ma, C. Zhou, J. Zhou, and H. Yang, "Ofa: Unifying architectures, tasks, and modalities through a simple sequence-to-sequence learning framework," in *International Conference on Machine Learning*. PMLR, 2022, pp. 23 318–23 340.
- [16] M. Minderer, A. Gritsenko, A. Stone, M. Neumann, D. Weissenborn, A. Dosovitskiy, A. Mahendran, A. Arnab, M. Dehghani, Z. Shen *et al.*, "Simple open-vocabulary object detection," in *European Conference on Computer Vision*. Springer, 2022, pp. 728–755.
- [17] X. Zou, J. Yang, H. Zhang, F. Li, L. Li, J. Wang, L. Wang, J. Gao, and Y. J. Lee, "Segment everything everywhere all at once," *Advances in Neural Information Processing Systems*, vol. 36, 2024.
- [18] A. Kirillov, E. Mintun, N. Ravi, H. Mao, C. Rolland, L. Gustafson, T. Xiao, S. Whitehead, A. C. Berg, W.-Y. Lo *et al.*, "Segment anything," in *Proceedings of the IEEE/CVF International Conference on Computer Vision*, 2023, pp. 4015–4026.
- [19] H. Zhang, F. Li, X. Zou, S. Liu, C. Li, J. Yang, and L. Zhang, "A simple framework for open-vocabulary segmentation and detection," in *Proceedings of the IEEE/CVF International Conference on Computer Vision*, 2023, pp. 1020–1031.
- [20] J. He, S. Yang, S. Yang, A. Kortylewski, X. Yuan, J.-N. Chen, S. Liu, C. Yang, Q. Yu, and A. Yuille, "Partimagenet: A large, high-quality dataset of parts," 2022.
- [21] V. Ramanathan, A. Kalia, V. Petrovic, Y. Wen, B. Zheng, B. Guo, R. Wang, A. Marquez, R. Kovvuri, A. Kadian *et al.*, "Paco: Parts and attributes of common objects," in *Proceedings of the IEEE/CVF Conference on Computer Vision and Pattern Recognition*, 2023, pp. 7141–7151.
- [22] P. Sun, S. Chen, C. Zhu, F. Xiao, P. Luo, S. Xie, and Z. Yan, "Going denser with open-vocabulary part segmentation," in *Proceedings of the IEEE/CVF International Conference on Computer Vision*, 2023, pp. 15 453–15 465.
- [23] K. Kleeberger, R. Bormann, W. Kraus, and M. F. Huber, "A survey on learning-based robotic grasping," *Current Robotics Reports*, vol. 1, pp. 239–249, 2020.
- [24] V. Satis, J. Mahler, and K. Goldberg, "On-policy dataset synthesis for learning robot grasping policies using fully convolutional deep networks," *IEEE Robotics and Automation Letters*, vol. 4, no. 2, pp. 1357–1364, 2019.
- [25] E. Johns, S. Leutenegger, and A. J. Davison, "Deep learning a grasp function for grasping under gripper pose uncertainty," in *2016 IEEE/RSJ International Conference on Intelligent Robots and Systems (IROS)*. IEEE, 2016, pp. 4461–4468.
- [26] A. Zeng, S. Song, K.-T. Yu, E. Donlon, F. R. Hogan, M. Bauza, D. Ma, O. Taylor, M. Liu, E. Romo *et al.*, "Robotic pick-and-place of novel objects in clutter with multi-affordance grasping and cross-domain image matching," *The International Journal of Robotics Research*, vol. 41, no. 7, pp. 690–705, 2022.
- [27] H.-S. Fang, C. Wang, H. Fang, M. Gou, J. Liu, H. Yan, W. Liu, Y. Xie, and C. Lu, "Anygrasp: Robust and efficient grasp perception in spatial and temporal domains," *IEEE Transactions on Robotics*, 2023.