
Language Models can Infer Action Semantics for Classical Planners from Environment Feedback

Wang Zhu Ishika Singh Robin Jia Jesse Thomason

Department of Computer Science
University of Southern California

{wangzhu@usc.edu, ishikasi@usc.edu, robinjia@usc.edu, jesseetho@usc.edu}

Abstract

Classical planning approaches guarantee finding a set of actions that can achieve a given goal state when possible, but require an expert to specify logical action semantics that govern the dynamics of the environment. Researchers have shown that Large Language Models (LLMs) can be used to directly infer planning steps based on commonsense knowledge and minimal domain information alone, but such plans often fail on execution. We bring together the strengths of classical planning and LLM commonsense inference to perform *domain induction*, learning and validating action pre- and post-conditions based on closed-loop interactions with the environment itself. We propose PSALM, which leverages LLM inference to heuristically complete partial plans emitted by a classical planner given partial domain knowledge, as well as to infer the semantic rules of the domain in a logical language based on environment feedback after execution. Our analysis on 7 environments shows that with just one expert-curated example plans, using LLMs as heuristic planners and rule predictors achieves lower environment execution steps and environment resets than random exploration while simultaneously recovering the underlying ground truth action semantics of the domain.

1 Introduction

Classical planning requires extensive domain knowledge to produce a sequence of actions that achieve a specified goal. The domain contains expert-annotated action semantics that govern the dynamics of the environment. For example, traditional symbolic methods, like Planning Domain Description Language (PDDL) solvers, have action semantics annotated in a domain file. Classical planning algorithms systematically explore the state space based on actions that can be executed in any given state as per the domain definition. Therefore, the resultant plan is guaranteed to succeed, if the specified goal is achievable. However, it is tedious to exhaustively define the domain to enable classical planning in an environment, and requires a human expert for every new environment.

We propose a novel domain induction task setting in PDDL, in which an agent must automatically infer the action semantics of an environment without manual annotation or error correction. In this setting, the domain information, such as object properties and action functions headers, are given to an agent. The agent is then asked to infer the action semantics through interacting with the environment and learning from resulting feedback. Our proposed setting is motivated by the longer-term goal of building real-world robots that can explore a new environment (*e.g.*, a kitchen) and learn to perform new tasks in the environment (*e.g.*, cleaning) without human specification of the environment.

To solve this domain induction problem, we draw inspiration from prior work that prompts Large Language Models (LLMs) to perform robotic planning tasks. These methods do not require explicit domain specification, as they assume implicit encoding of world knowledge in LLMs for generating unseen plans. For instance, ProgPrompt Singh et al. [2023] generates program-like high-level

plans from LLM. However, LLM generated plans suffer from two major issues: the plan is not guaranteed to execute successfully, and the environment-specific prompt makes it hard to transfer similar performance to new environments. Hence, instead of using the LLM directly as a planner, we use the LLM in conjunction with a symbolic solver to iteratively explore the environment and predict the action semantics based on environment feedback.

We propose Predicting Semantics of Actions with Language Models (PSALM), a novel method that combines language models with symbolic solvers to induce domain world models. At a high level, our method maintains a probabilistic memory of learned action semantics, which it iteratively improves by interacting with the environment. We use LLMs to sample (possibly incorrect) candidate trajectories and infer action semantics based on the result of executing those trajectories in the environment. This leverages LLMs’ strong commonsense reasoning abilities, as well as their ability to generate syntactically valid formal semantics. Meanwhile, we use a symbolic solver to search for ways to achieve the final goal state based on our current belief about the action semantics; this compensates for the LLMs’ comparatively poor ability to efficiently search through a large state space.

Across 7 diverse environments, we demonstrate the effectiveness and efficiency of leveraging LLMs for domain induction. PSALM consistently induces correct domain files, and does so with substantially fewer total execution steps and numbers of resets than multiple baseline approaches. Overall, this integration of LLMs and symbolic solvers presents a promising avenue for advancing domain induction capabilities in robotics.

2 Related Works

2.1 Classical Planning

Classical task planning algorithms have been widely applied in autonomous spacecrafts, military logistics, manufacturing, games, and robotics. The automated STRIPS planner was the first algorithm that operated the Shakey robot Fikes and Nilsson [1971] in 1970. Classical planners classically require finite, deterministic, and full state information to generate guaranteed plans when a path from the initial to the goal state is possible. Some other frameworks were also shown to be useful for robot planning Carbonell et al. [1991], Nau et al. [2003]. Planning domain description language (PDDL) Jiang et al. [2019], Fox and Long [2003] and answer set programming (ASP) Brewka et al. [2011], Lifschitz [2002] are commonly used specification languages for classical planning domains.

2.2 Application of LLMs for Task Planning

Most works assume access to training data knowledge contained in the LLM as a source of open-domain world understanding, and apply LLMs directly for task planning. While this method bypasses explicit domain definition as required in classical planning for plan generation, the plan is not guaranteed to succeed. Several works have shown that LLMs can act as planners Huang et al. [2022], Ichter et al. [2022], but such stochastic, generative approaches lose the success guarantees of classical planners. API-based programmatic plan generation Singh et al. [2023], Liang et al. [2023], which introduces some symbolic structure and constraints, has been shown to perform better but still does not ensure success. Program synthesis for planning has been previously proposed in LEAPS Trivedi et al. [2021], which generates programs using a learned latent space. In recent developments Silver et al. [2023], Liu et al. [2023], PDDL has been used as a translation medium, with LLMs used to generate either a PDDL plan or goal. Subsequently, a classical planner is used to plan for the PDDL goal. Generating a PDDL goal eliminates the need to track execution state, required when generating a plan using LLMs instead. However, using a classical planner necessitates specification of the full domain. In this paper, we propose a new problem of domain induction guided by LLMs. We use LLMs to guide preliminary environment interactions and planning, which exposes the domain functioning based on execution feedback.

2.3 Domain Induction and Memory Augmentation

Knowledge acquisition for task planning through dialog and web access has been studied in the past. Some works Perera et al. [2015], Amiri et al. [2019] construct a knowledge base in an open domain to refer to for grounding user utterance. Recent works have shown LLM based memory augmentation

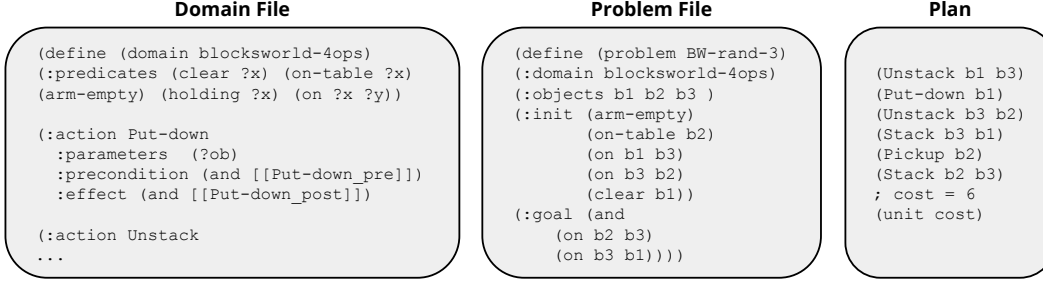


Figure 1: An example from the BLOCKSWORLD domain: PDDL domain file (left), PDDL problem file (mid) and PDDL plan (right).

to be effective. Sarch et al. [2023] builds a memory of language instruction and corresponding plan to retrieve from for prompting the LLM with a new instruction, where the retrieved interaction might inform planning. Oswald et al. [2024] utilizes LLM to generate PDDL actions given detailed text action descriptions. Closer to our paper, Smirnov et al. [2024] attempts to generate syntactically correct but not semantically guaranteed PDDL domain using LLMs, by exhaustively listing syntax errors in the prompt to correct the generated domains. Han et al. [2024] leverages language feedback from human during embodied interaction for domain predicates and action semantics prediction.

In this work, we propose a simple and general approach for retrieving domain via LLM guided interactions with the environment. Our method, PSALM, aims to accurately recover the correct domain file without requiring human feedback.

3 Problem Formulation and Background

We define the classical planning problem, the planning language PDDL we use, and the novel domain induction problem in PDDL we study.

3.1 Classical planning problem

The basic framework for classical planning is the goal-directed deterministic planning problem. A classical planning problem P is formally defined as a tuple $\langle \mathcal{D}, \mathcal{O}, s^i, S^g \rangle$, where \mathcal{D} represents the domain (environment), \mathcal{O} represents a set of objects in the domain, s^i denotes the initial state, and S^g denotes the goal specification, *i.e.*, a set of goal states satisfying the goal conditions. A plan solution to P is a T -step sequence of actions $a_{1..T}$ (see Fig. 1 right for an example), which once executed at s^i would lead to a state in S^g .

3.2 PDDL

Planning Definition and Domain Language (PDDL, Aeronautiques et al., 1998), is a standard encoding language to represent the planning problems. Fig. 1 lists an example of the PDDL files from the classical BLOCKSWORLD domain. The PDDL domain file (Fig 1 left) defines \mathcal{D} , which contains the predicate definition representing objects properties in the domain, and the symbolic action set \mathcal{A} in the environment. Each action has an action name (*e.g.*, Put-down), a list of parameters (*e.g.*, ?ob), and *action semantics*. The action semantics Φ_a of an action $a \in \mathcal{A}$ includes the *preconditions* that describe when an action is valid to execute, and the *postconditions* (*effects*) that describe what happens when an action is executed. Fig. 2 depicts Φ_a as two lists of statements. The PDDL problem file (Fig 1 mid) defines the objects \mathcal{O} , the initial state s^i , and the goal states S_g .

3.3 Domain induction in PDDL

When performing classical planning in a new environment in PDDL, we have to define the domain file for the new environment. Human experts must carefully annotate the action semantics to enable the symbolic solver to find solutions. We propose a novel *domain induction* task, where agents must automatically find the action semantics for a new domain without human annotation or correction. In the domain induction task, the agent knows $\mathcal{D} \setminus \bigcup_{a \in \mathcal{A}} \Phi_a$, *i.e.*, everything about the domain except

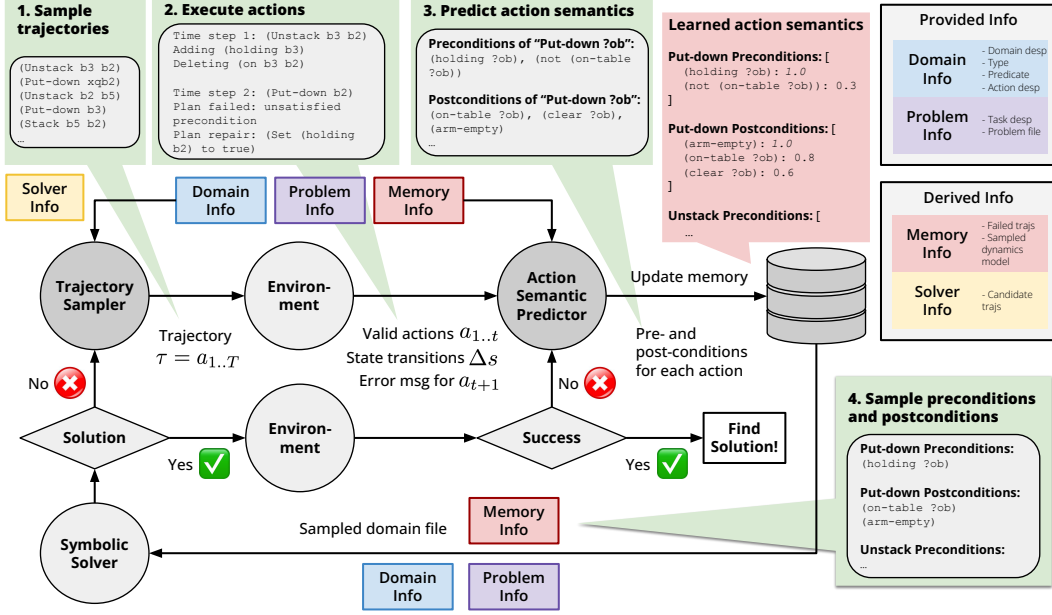


Figure 2: The pipeline of PSALM in four steps: (1) sample trajectories from a trajectory sampler; (2) execute the trajectories in the environment to get feedbacks (3) predict action semantics for each action with environment feedback, and update the memory based on the prediction; (4) sample action semantics from the memory to construct the domain file for the symbolic solver to check the success.

the action semantics. In addition, the agent has access to one problem file $\langle \mathcal{O}, s^i, \mathcal{S}^g \rangle$. The goal of the agent is to learn the correct action semantics Φ_a for each action a . During the learning process, the agent interacts with the environment, but only starting at s^i , and can reset to s^i as many times as it wants. Once the action semantics is learned, the ground truth domain file can be constructed and used for by the symbolic solver for efficient and robust task solving in the domain.

We evaluate the domain induction learning process on three measures. (1) The accuracy (Acc): $\sum_{a \in \mathcal{A}} |\hat{\Phi}_a \cap \Phi_a| / \sum_{a \in \mathcal{A}} |\Phi_a|$, where $\hat{\Phi}_a$ is the predicted action semantics for action a . We use Acc to measure how close the agent is towards finding a solution of the given problem. Though a solution not ensures 100% Acc, matching the ground truth action semantics is guaranteed for a solution from the symbolic solver. We care about the follow two measures once we find a solution. (2) The number of resets (NR): how many times we put the robot back to s_i ; (3) The number of executed steps (NES): how many total actions we take during the learning, including the failed ones.

4 Proposed Approach: PSALM

We propose the framework Predicting Semantics of Actions with Language Models (PSALM), to learn action semantics through LLM and solver’s interactions with the environment.

4.1 Overview

As shown in Fig. 2, given the task we want to solve, we first use an LLM as the *trajectory sampler* to sample trajectories, and execute the trajectories in the environment to get feedbacks. We then use the LLM again together with a rule-based parser, as the *action semantics predictor* to predict action semantics, *i.e.*, preconditions and postconditions, for each action, based on this environment feedback. We update the memory of the learned action semantics and finally sample the current belief of the action semantics to the symbolic solver to check the success.

If the symbolic solver finds a solution, we execute the plan in the environment to check if the plan succeeds. If the plan reaches the goal in the environment, we finish the loop; otherwise, we will pass the result of the failed plan to the LLM to predict the action semantics again. If the symbolic solver

does not find a solution, we will provide some partial candidate trajectories from the symbolic solver to the trajectory sampler, to seed the sampled trajectory.

We elaborate on three components in the following section: the trajectory sampler, the action semantics predictor, and the memory of learned action semantics.

4.2 Trajectory sampler

We sample trajectories by prompting an LLM to generate new trajectories. The LLM trajectory sampler takes in the domain information and problem information as input in the prompt, as described in the problem setup. Besides, the memory information from the sampled preconditions and postconditions is directly converted to text in the prompt. For example, the postconditions (`on-table ?ob`) (`arm-empty`) of the action `put-down` are converted to natural language *The effects are (on-table ?ob), (arm-empty)*. As the symbolic solver is performing a tree-based search algorithm given a time-limit of W , if the solver finds any candidate trajectories, *i.e.*, not a complete solution but a partial solution stopped by the timer or a dead end, we will leverage the deterministic search from the symbolic solver, and include the k longest candidate trajectories as input to the trajectory sampler. The trajectory sampler will be asked to pick one of the candidate trajectories, and generate a trajectory starting from it. Additionally, we store previous failed trajectories, which are used to (1) filter out invalid candidate trajectories to avoid the trajectory sampler stuck at the same failed ones (2) list up to g past failed trajectories in the prompt for higher quality sampling from the language model. We sample l trajectories from the trajectory sampler. When $l > 1$, we predict action semantics for each trajectory separately, and update the memory with all predictions.

Prospection. To avoid unnecessary steps taken in the environment execution, and improve trajectory quality, we perform trajectory prospection. For a generated trajectory $\tau = a_{1:T}$, we check if it is aligned with the current belief of the environment action semantics for v steps. Concretely, assuming $v \leq T$, if any action in $a_{1:v}$ does not satisfy the preconditions in the sampled action semantics, starting from that action, we will keep randomly sampling one action until the sampled action is valid in the current action semantics, and repeat this until we have v total actions. Otherwise, if $a_{1:v}$ is all valid, we execute the original $a_{1:T}$ in the environment.

Random sampler. To compare the LLM sampler with a random one, we assess the random sampler’s performance, which samples v actions per trajectory. The random sampler also takes the solver information as input, *i.e.*, it starts from the longest candidate trajectory if available. Random sampler can also take advantage of prospection.

4.3 Action semantics predictor

We combine LLM-based and rule-based action semantics prediction in PSALM’s action semantics predictor.

LLM-based predictor. We prompt the LLM to generate the action semantics of each action separately. Apart from the domain, problem, memory information, for a trajectory $\tau = a_{1:T}$ failed at step $t + 1$, the LLM action semantics predictor takes in valid actions $a_{1:t}$, state transitions $s_{j+1} - s_j, j = 1..t, s_1 = s^i$, and error message for action a_{t+1} as input in the prompt. We assume the error message is provided by the environment. When an action fails, the error message points out which precondition is not satisfied. When no action fails but the plan is still invalid, the error message points out the goal is not reached. We show in the analysis that the error message is necessary for predicting action preconditions. For each action, we prompt the LLM once to predict the preconditions and once for the postconditions.

Rule-based predictor. As the error message is given, we can parse the output from the environment feedbacks for rule-based action semantics prediction. The rule-based predictor parses the error message from the environment output to infer one or more missing preconditions suggested. It also parses the state transition descriptions to derive guaranteed postconditions. For each loop, we add the rule-based action semantics to the memory.

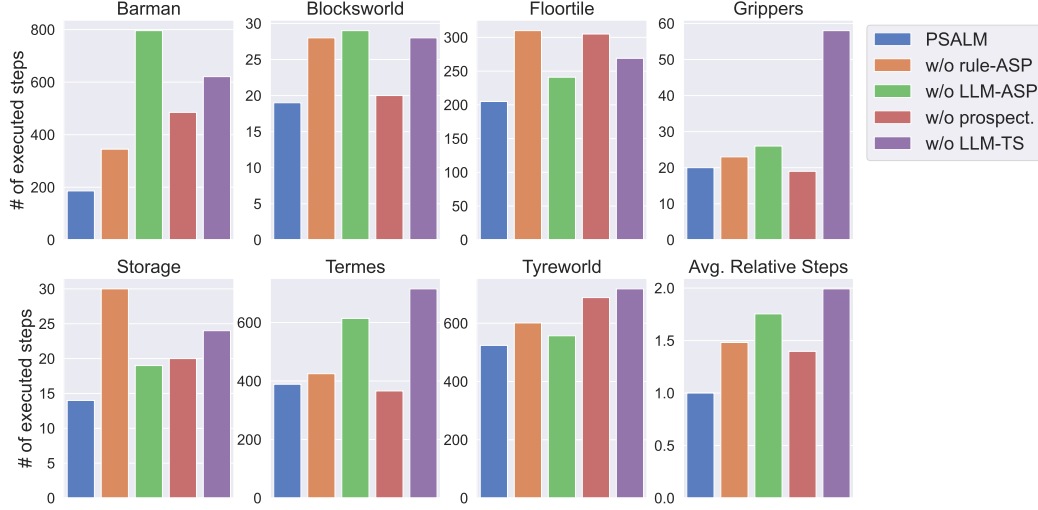


Figure 3: We compare PSALM with multiple variations over 7 domains. We report on NES and the results suggest (1) LLM as a trajectory sampler greatly reduces the execution steps; (2) LLM and rule-based action semantics predictors have complementary benefits; (3) Prospection is helpful overall. TS is short for trajectory sampler and ASP is short for action semantics predictor.

4.4 Memory of action semantics

We keep a memory of the learned action semantics. For each action’s action semantics, we store two lists of predicted statements for preconditions and postconditions. Each statement ϕ has a probability $p(\phi \in \Phi_a|a)$, in short $p(\phi|a)$. We use this probability to sample the current belief of action semantics, and then construct the current belief of the domain file for the symbolic solver.

The first time a statement ϕ is predicted as part of the action semantics for a , the probability will be assigned to 1. Afterwards, this probability will be updated following an exponential forgetting rule. Suppose at time step t , the predicted action semantics of a is $\hat{\Phi}_{a,t}$, the memory updating rule of statement ϕ is

$$p_{t+1}(\phi|a) = \begin{cases} \mathbb{1}[\phi \in \hat{\Phi}_{a,t+1}], & p_t(\phi|a) = 0 \\ \gamma_\phi p_t(\phi|a) + (1 - \gamma_\phi) \mathbb{1}[(\phi) \in \hat{\Phi}_{a,t+1}], & \text{otherwise} \end{cases}$$

where γ_ϕ is the forgetting factor. If a statement ϕ has only been predicted by LLM, $\gamma_\phi = 0.8$. Once a statement ϕ is predicted by rule-based predictor, $\gamma_\phi = 1$, meaning the statement keeps at probability 1 in the memory and never decays. Notice that all the statements predicted in the current time step and in the memory $\phi \in \bigcup_{t' \in \{1..t+1\}} \hat{\Phi}_{a,t'}$ will be updated following the rule.

5 Experiments

We discuss the experimental setups, the results, and the ablation studies, which show that language models can efficiently learn action semantics from environment feedback.

5.1 Experimental setups

All experiments use FAST-DOWNWARD¹ planner with a search time limit of $W = 30$ seconds. We use VAL² as simulator for plan validation and extracting state condition changes, error messages. We set the maximum number of loops to 1k for pure random baselines and to 100 for any method involving LLMs, considering the cost. We report the average over 3 runs for all the methods.

¹<https://github.com/aibasel/downward/tree/release-22.12.0>

²<https://github.com/KCL-Planning/VAL>

For the main results, we use GPT-4 API³ as the language model agent, with temperature 0, one-shot prompting following Liu et al. [2023]. We list the prompts in Appendix A. We use $v = 10$ prospection steps, $l = 1$ sampled trajectory, $k = 3$ candidate trajectories, and $g = 5$ failed trajectories per loop. We perform ablation studies over the hyperparameters in the analysis. The total cost of the API call is around \$500.

We experiment on 7 symbolic domains from International Planning Competitions; each defines 20 tasks that vary in number of the environment objects and optimal plan length. (1) **BARMAN**: The robot is a bartender with 2 hands preparing cocktails for a customer’s order, using the specified ingredients and appropriate tools; (2) **BLOCKSWORLD**: The robot reorganizes a collection of block piles arranged on a table, into a specified configuration while adhering to the simple physics principles; (3) **FLOORTILE**: A set of robots painting color patterns on floor tiles, allowed to move around but not to step on painted tiles; (4) **GRIPPERS**: A set of robots with 2 grippers each are given a task to move objects among different rooms; (5) **STORAGE**: The robot lifts and drops crates initially stored in different areas, into a depot, using a given set of hoists; (6) **TERMES**: The robot constructs complex structures by transporting and positioning blocks, as well as using them as a means to move adjacent blocks; (7) **TYREWORLD**: The robot is assigned with changing flat tires, which involves tasks such as removing flat tires, inflating the intact tires, tightening nuts, and returning tools to the boot.

5.2 Main results

Fig. 3 compares PSALM with multiple baselines over 7 domains. Everything in the figure gets 100% accuracy, so we focus on NES. We do not put the pure random baselines in the figure, since *none of the pure random baselines* complete the task within 1k resets.

LLM as a sampler greatly reduces the execution steps. Comparing the blue bars and the purple bars (w/o LLM-TS), we show that the LLM trajectory sampler greatly reduces the execution steps over all domains. The random sampler, even with prospection, lacks the commonsense reasoning knowledge for choosing trajectories likely be solutions of the problem.

LLM and rule-based action semantics predictions have complementary benefits. Comparing the orange bars (w/o rule-ASP) and the green bars (w/o LLM-ASP), rule-based action semantics predictor is more important in FLOORTILE, STORAGE and TYREWORLD, while LLM action semantics predictor is more important in the other four domains. With the commonsense prior knowledge provided by the LLM, and the exactness of the information from the rule-based parser, combining both predictions is always a better solution over all domains.

Prospection induces redundant actions sometimes, but is necessary overall. For certain domains with a small number of actions $|\mathcal{A}|$, such as GRIPPERS ($|\mathcal{A}| = 3$) and TERMES ($|\mathcal{A}| = 7$), a large number of prospection steps causes unnecessary exploration, comparing to the red bars (w/o prospect.). However, prospection is overall helpful, as the red bar shows around 1.4 times execution steps on average compared to our method. Especially, in the BARMAN domain, prospection reduces more than a half of the execution steps. On the other hand, notice that all the exploration during prospection time is simulated by not executed, a large number of prospection steps is not time-consuming during the trajectory sampling time.

5.3 Analysis

We first show PSALM works on some weaker or even public LLMs. We then discuss the language model prior can effectively enable the random baselines to work, as the starting point of the dynamics model. Finally, we show that the error message is important for the action semantics prediction, without which the domain induction is not possible with the current LLMs for some domains.

PSALM can work on less powerful and public LLMs. Fig. 4 left shows PSALM can work on GPT-3.5 and Mistral-7B, though with more number of resets (NR) and number of execution steps (NES). Prospection reduces the gap between the different LLMs, perhaps because it offsets differences in commonsense reasoning ability.

³<https://platform.openai.com/docs/models/gpt-4>

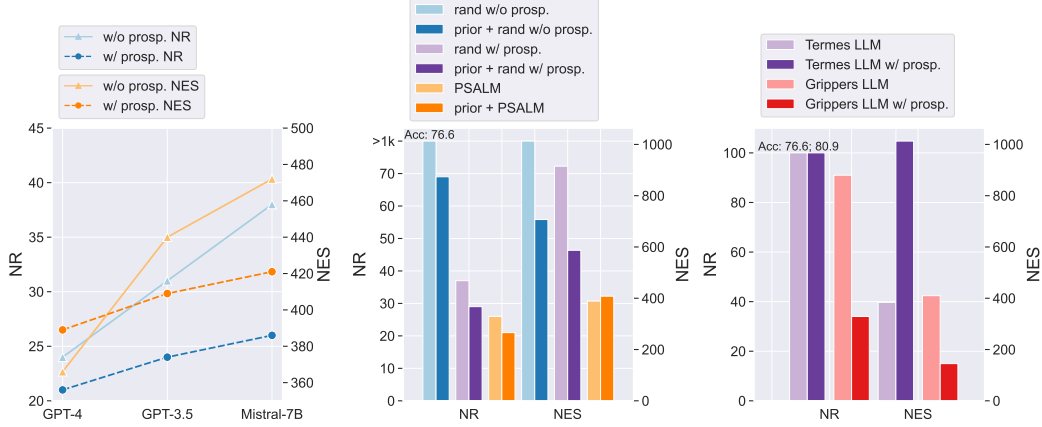


Figure 4: Additional analysis for PSALM. (Left) We vary the type of LLM and show that PSALM works with GPT-3.5 and Mistral-7B on the TERMES domain. (Middle) Using the LLM prior before trajectory sampling (darker bars) enables the random baselines to work better compared to not having the prior (lighter bars), though it can adversely affect the full PSALM method. (Right) Experiments where we remove the error message from input to the LLM action semantics predictor. Without error messages, PSALM works only on easy domains. For the experiments that fail to find a solution of the problem, we put the accuracy number on top of their bars.

LLM prior enables random baselines. We try to use LLM to predict the action semantics $\hat{\Phi}_{0,a}$ for each action a , before having any sampled trajectory, and then start the iteration with the memory of the dynamics model initialized from $\hat{\Phi}_{0,a}$. This prediction is solely based on LLM’s commonsense reasoning capability. Fig. 4 middle shows on the TERMES domain the LLM prior can enable the random baseline without prospection to work within 1k resets, and greatly reduce NR and NES for the random baseline with prospection. However, on more complex domains such as BARMAN, the LLM prior does not enable the random baselines, *i.e.*, failing to find a solution within 1k resets, with and without prospection. The finding implies we can perform domain induction on some easier domains with limited access, or even one call, of language models. On the other hand, LLM prior is harmful to PSALM, as it inserts noisy predictions of action semantics which requires additional resets to erase.

Error messages are crucial for domain induction. For real-world use, error messages may be hard to obtain from the environment. So, we study whether PSALM can succeed without receiving error messages about failed actions. Note that without the error message, the action semantics predictor can only be LLM-based, not rule-based. Fig. 4 right shows that on slightly complex domains like TERMES, PSALM cannot predict the correct dynamics model, *i.e.*, the accuracy is not 100. PSALM works on very simple domains like GRIPPERS, but it requires 7x more NES to learn. Moreover, prospection is essential when we have no error message.

5.4 Ablation studies

We perform ablation studies on prospection steps, number of sampled trajectories, number of candidate trajectories, and number of failed trajectories per run, to show their influence on the PSALM framework. The results validate our choice of the hyperparameters in the main results.

Few prospection steps is enough for PSALM. We vary prospection steps v from 0, 1, 5, 10 in Fig. 5a. Notice the random baseline does not find a solution when $v = 0$, 1, 5, and reaches an Acc of 78.5. We conclude the number of prospection steps matters more when the trajectory sampler is random, while a small number of prospection is enough for language model trajectory sampler.

One sampled trajectory per run is enough. We vary the number of sampled trajectories l from 1, 3, 5 in Fig. 5b. For both LLM and random samplers, We see the total number of steps grows

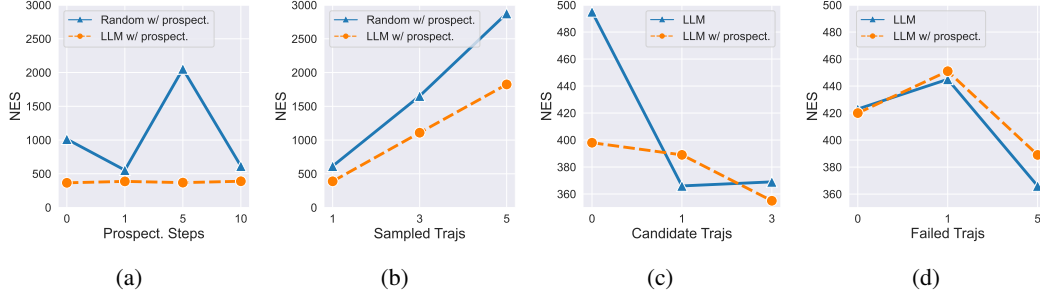


Figure 5: Ablation studies for PSALM. (a). Varying the number of prospection steps v . Few prospection steps is enough for PSALM. (b). Varying the number of sampled trajectories l . One sampled trajectory per run is enough. (c). Varying the number of candidate trajectories k passed from the symbolic solver to the LLM trajectory sampler. More candidate trajectories help when prospection is used. (d). Varying the number of failed trajectories g shown to the LLM trajectory sampler. A certain amount of failed trajectories is required for the LLM.

linearly with number of sampled trajectory, which means LLMs are hard to learn more information from just sampling more each run, and one sampled trajectory per run is enough.

More candidate trajectories help on prospection. We vary the number of candidate trajectories k from 0, 1, 3 in the LLM prompt. The results in Fig. 5c suggest including candidate trajectory in the prompt is beneficial, while one candidate trajectory is enough for pure LLM prediction, more candidate trajectories help LLM with prospection. On the other hand, as the candidate trajectories can be very long for certain domain like BARMAN, and thus result in a very long prompt, we do not experiment with more than 3 candidate trajectories in the prompt.

Choose the number of failed trajectories with care. We vary the number of failed trajectories g from 0, 1, 5 in the LLM prompt. To select g failed trajectories, we first filter trajectories with no less than 3 steps, and then sample g trajectories from the filtered ones for the LLM prompt to avoid generating those trajectories as prefix. The results in Fig. 5d suggest that multiple failed trajectories help LLM action semantics prediction, but only one failed trajectory could be harmful. We hypothesize the one failed trajectory in the input might distract the model from following the candidate trajectories.

6 Conclusion and Discussions

In conclusion, we propose a novel domain induction problem in PDDL, where agents automatically infer the action semantics for a new domain without human annotation. We introduce a simple but strong framework PSALM, which combines the commonsense reasoning ability of large language models with the precision of symbolic solvers for domain induction. To update the action semantics in a memory, PSALM uses LLMs as agents for trajectory sampling and action semantics prediction. We demonstrate the effectiveness and efficiency of leveraging LLMs for domain induction over 7 domains. This integration of LLMs and symbolic solvers presents a promising avenue for advancing domain induction capabilities in robotics.

7 Limitations

Though PSALM shows to be relatively robust across multiple LLMs, we are not claim that PSALM can work with *any* LLM. Besides, as discussed in the analysis, the error message, which might be hard to get from some real-world environment, is crucial in the PSALM framework, given the current LLM’s reasoning ability. Future works may explore methods without the error message as the input. On the other hand, to apply the domain induction setup to the real world, the environment predicates and object types have to be annotated or derived from the environment. The domain induction problem without these annotations can be a harder. We will leave this extension for future studies.

Acknowledgments and Disclosure of Funding

WZ and RJ were supported in part by a grant from Open Philanthropy. IS and JT were supported in part by a grant from the Army Research Lab (ARL) Army AI Innovations Institute (A2I2), award number W911NF-23-2-0010.

References

- Constructions Aeronautiques, Adele Howe, Craig Knoblock, ISI Drew McDermott, Ashwin Ram, Manuela Veloso, Daniel Weld, David Wilkins Sri, Anthony Barrett, Dave Christianson, et al. Pddl the planning domain definition language. *Technical Report, Tech. Rep.*, 1998.
- Saeid Amiri, Sujay Bajracharya, Cihangir Goktolgal, Jesse Thomason, and Shiqi Zhang. Augmenting knowledge through statistical, goal-oriented human-robot dialog. In *2019 IEEE/RSJ International Conference on Intelligent Robots and Systems (IROS)*, 2019.
- Gerhard Brewka, Thomas Eiter, and Mirosław Truszczyński. Answer set programming at a glance. *Commun. ACM*, 2011.
- Jaime Carbonell, Oren Etzioni, Yolanda Gil, Robert Joseph, Craig Knoblock, Steve Minton, and Manuela Veloso. Prodigy: An integrated architecture for planning and learning. *SIGART Bull.*, 1991.
- Richard E. Fikes and Nils J. Nilsson. Strips: A new approach to the application of theorem proving to problem solving. *Artificial Intelligence*, 1971.
- Maria Fox and Derek Long. Pddl2.1: An extension to pddl for expressing temporal planning domains. *ArXiv*, 2003.
- Muzhi Han, Yifeng Zhu, Song-Chun Zhu, Ying Nian Wu, and Yuke Zhu. Interpret: Interactive predicate learning from language feedback for generalizable task planning. In *Robotics: Science and Systems (RSS)*, 2024.
- Wenlong Huang, Pieter Abbeel, Deepak Pathak, and Igor Mordatch. Language models as zero-shot planners: Extracting actionable knowledge for embodied agents. In Kamalika Chaudhuri, Stefanie Jegelka, Le Song, Csaba Szepesvári, Gang Niu, and Sivan Sabato, editors, *International Conference on Machine Learning, ICML 2022, 17-23 July 2022, Baltimore, Maryland, USA*, Proceedings of Machine Learning Research, 2022.
- Brian Ichter, Anthony Brohan, Yevgen Chebotar, Chelsea Finn, Karol Hausman, Alexander Herzog, Daniel Ho, Julian Ibarz, Alex Irpan, Eric Jang, Ryan Julian, Dmitry Kalashnikov, Sergey Levine, Yao Lu, Carolina Parada, Kanishka Rao, Pierre Sermanet, Alexander T Toshev, Vincent Vanhoucke, Fei Xia, Ted Xiao, Peng Xu, Mengyuan Yan, Noah Brown, Michael Ahn, Omar Cortes, Nicolas Sievers, Clayton Tan, Sichun Xu, Diego Reyes, Jarek Rettinghouse, Jornell Quiambao, Peter Pastor, Linda Luu, Kuang-Huei Lee, Yuheng Kuang, Sally Jesmonth, Kyle Jeffrey, Rosario Jauregui Ruano, Jasmine Hsu, Keerthana Gopalakrishnan, Byron David, Andy Zeng, and Chuyuan Kelly Fu. Do as i can, not as i say: Grounding language in robotic affordances. In *6th Annual Conference on Robot Learning*, 2022.
- Yu-qian Jiang, Shi-qi Zhang, Piyush Khandelwal, and Peter Stone. Task planning in robotics: an empirical comparison of pddl- and asp-based systems. *Frontiers of Information Technology & Electronic Engineering*, 2019.
- Jacky Liang, Wenlong Huang, Fei Xia, Peng Xu, Karol Hausman, Brian Ichter, Pete Florence, and Andy Zeng. Code as policies: Language model programs for embodied control. In *2023 IEEE International Conference on Robotics and Automation (ICRA)*, 2023.
- Vladimir Lifschitz. Answer set programming and plan generation. *Artificial Intelligence*, 2002.
- Bo Liu, Yuqian Jiang, Xiaohan Zhang, Qiang Liu, Shiqi Zhang, Joydeep Biswas, and Peter Stone. LLM+P: Empowering large language models with optimal planning proficiency. *ArXiv preprint*, 2023.

- Dana Nau, Tsz-Chiu Au, Okhtay Ilghami, Ugur Kuter, J William Murdock, Dan Wu, and Fusun Yaman. Shop2: An htn planning system. *J. Artif. Intell. Res. (JAIR)*, 2003.
- James Oswald, Kavitha Srinivas, Harsha Kokel, Junkyu Lee, Michael Katz, and Shirin Sohrabi. Large language models as planning domain generators. In *Proceedings of the International Conference on Automated Planning and Scheduling*, volume 34, pages 423–431, 2024.
- Vittorio Perera, Robin Soetens, Thomas Kollar, Mehdi Samadi, Yichao Sun, Daniele Nardi, René van de Molengraft, and Manuela Veloso. Learning task knowledge from dialog and web access. *Robotics*, 2015.
- Gabriel Sarch, Yue Wu, Michael Tarr, and Katerina Fragkiadaki. Open-ended instructable embodied agents with memory-augmented large language models. In *Findings of the Association for Computational Linguistics: EMNLP 2023*, 2023.
- Tom Silver, Soham Dan, Kavitha Srinivas, Joshua B. Tenenbaum, Leslie Pack Kaelbling, and Michael Katz. Generalized planning in pddl domains with pretrained large language models. *ArXiv preprint*, 2023.
- Ishika Singh, Valts Blukis, Arsalan Mousavian, Ankit Goyal, Danfei Xu, Jonathan Tremblay, Dieter Fox, Jesse Thomason, and Animesh Garg. Progprompt: Generating situated robot task plans using large language models. In *2023 IEEE International Conference on Robotics and Automation (ICRA)*, 2023.
- Pavel Smirnov, Frank Joublin, Antonello Ceravola, and Michael Gienger. Generating consistent pddl domains with large language models. *ArXiv preprint*, 2024.
- Dweep Trivedi, Jesse Zhang, Shao-Hua Sun, and Joseph J. Lim. Learning to synthesize programs as interpretable and generalizable policies. In Marc’Aurelio Ranzato, Alina Beygelzimer, Yann N. Dauphin, Percy Liang, and Jennifer Wortman Vaughan, editors, *Advances in Neural Information Processing Systems 34: Annual Conference on Neural Information Processing Systems 2021, NeurIPS 2021, December 6-14, 2021, virtual*, 2021.

A LLM Prompts

We list the prompt template for LLM trajectory sampler (Fig. 6) and LLM action semantics predictor (Fig. 7), and provide one complete example for each. Fig. 8, 9 is the example for trajectory sampler, and Fig. 10, 11 is the example for action semantics predictor.

```
[[domain_nl]]

The environment is defined with the Planning Domain Definition Language (PDDL) as
[[domain_type_pred]]
Here are the actions you can perform in the environment:
[[action_description]]

An example planning problem is:
[[context_nl]]

which means the initial state is:
[[context_init]]

A plan for the example problem is:
[[context_sol]]

Now I have a new planning problem and its description. Can you provide a executable plan, in the way of a
sequence of behaviors, to solve the problem?

The new planning problem is:
[[task_nl]]

which means the initial state is:
[[task_init]]

[[cand_action_list]][[failed_traj]]Please provide the list of actions in the format as described in the example.
Feel free to use try other actions not in the example when their preconditions are satisfied.
Please output a clean, complete list of actions, including the option and the starting actions you choose, to solve
the problem.
Don't use the word repeat in the response.

A plan for the new planning problem is:
```

Figure 6: LLM trajectory sampler prompt template

```
[[domain_nl]]

The current guess of the preconditions and effects for actions are:
[[action_description]]

Please infer missing or correct wrong [[postfix]] for action [[action]] in CNF, given the PDDL types and predicates:
[[domain_type_pred]]

To help you predict the [[postfix]], we provide a running example in this domain. For the problem:
[[task_nl]]

The initial state of the task in PDDL is:
[[task_init]]

A plan (list of actions) runs in the simulator like:
[[trajectory]]

Please use the information from the simulator output carefully, and output the CNF in a clean format of "(and (...)
...)", where each parentheses contains some predicates.
Note that you should not specify types, e.g., "- object", in preconditions and effects.

The [[postfix]] for [[action]] are:
```

Figure 7: LLM action semantics predictor prompt template

You are a robot with a gripper that can move objects between different rooms.

The environment is defined with the Planning Domain Definition Language (PDDL) as

```
PDDL Types:
room object robot gripper
PDDL Predicates:
(at-robby ?r - robot ?x - room)
(at ?o - object ?x - room)
(free ?r - robot ?g - gripper)
(carry ?r - robot ?o - object ?g - gripper)
```

Here are the actions you can perform in the environment:

Move from one room to another: move (?r - robot ?from ?to - room). The effects are (at-robby ?r ?to), (not (at-robby ?r ?from)).

Pick up an object using the gripper: pick (?r - robot ?obj - object ?room - room ?g - gripper). The preconditions are (at-robby ?r ?room), (at ?obj ?room), (free ?r ?g). The effects are (not (free ?r ?g)), (not (at ?obj ?room)), (carry ?r ?obj ?g).

Drop an object that it is carrying: drop (?r - robot ?obj - object ?room - room ?g - gripper). The preconditions are (carry ?r ?obj ?g). The effects are (at ?obj ?room), (free ?r ?g), (not (carry ?r ?obj ?g)).

An example planning problem is:

You control 2 robots, each robot has a left gripper and a right gripper.

There are 4 rooms and 6 balls.

robot2 is in room3. robot1 is in room2.

ball1 is in room3. ball2 is in room1. ball3 is in room3. ball4 is in room2. ball5 is in room4. ball6 is in room4.

The robots' grippers are free.

Your goal is to transport the balls to their destinations.

ball1 should be in room4.

ball2 should be in room1.

ball3 should be in room1.

ball4 should be in room2.

ball5 should be in room1.

ball6 should be in room1.

which means the initial state is:

```
((at-robby robot1 room2)
 (free robot1 rgripper1)
 (free robot1 lgripper1)
 (at-robby robot2 room3)
 (free robot2 rgripper2)
 (free robot2 lgripper2)
 (at ball1 room3)
 (at ball2 room1)
 (at ball3 room3)
 (at ball4 room2)
 (at ball5 room4)
 (at ball6 room4))
```

A plan for the example problem is:

```
(pick robot2 ball1 room3 lgripper2)
(pick robot2 ball3 room3 rgripper2)
(move robot2 room3 room1)
(drop robot2 ball3 room1 rgripper2)
(move robot2 room1 room4)
(pick robot2 ball5 room4 rgripper2)
(drop robot2 ball1 room4 lgripper2)
(pick robot2 ball6 room4 lgripper2)
(move robot2 room4 room1)
(drop robot2 ball6 room1 lgripper2)
(drop robot2 ball5 room1 rgripper2)
```

Now I have a new planning problem and its description. Can you provide a executable plan, in the way of a sequence of behaviors, to solve the problem?

The new planning problem is:

You control 2 robots, each robot has a left gripper and a right gripper.

There are 3 rooms and 4 balls.

robot2 is in room3. robot1 is in room2.

ball1 is in room3. ball2 is in room1. ball4 is in room3. ball3 is in room1.

The robots' grippers are free.

Your goal is to transport the balls to their destinations.

ball1 should be in room2.

ball2 should be in room2.

ball3 should be in room3.

ball4 should be in room3.

which means the initial state is:

```
((at-robby robot1 room2)
 (free robot1 rgripper1)
 (free robot1 lgripper1)
 (at-robby robot2 room3)
 (free robot2 rgripper2)
 (free robot2 lgripper2)
 (at ball1 room3)
 (at ball2 room1)
 (at ball3 room1)
 (at ball4 room3))
```

Figure 8: LLM trajectory sampler prompt example

We provide some options of actions to start from.
Please choose ONLY one option, and continue the list of actions to solve the task.

Option 0:
(move robot2 room3 room1)
(pick robot2 ball2 room1 lgripper2)
(pick robot2 ball3 room1 rgripper2)
(move robot2 room1 room3)

Option 1:
(move robot2 room3 room1)
(pick robot2 ball2 room1 lgripper2)
(pick robot2 ball3 room1 rgripper2)

Here we listed the previous explored but failed trajectories. Please AVOID generating the same trajectories.

Failed traj 0:
(pick robot2 ball1 room3 rgripper2)
(move robot2 room3 room2)
(drop robot2 ball1 room2 rgripper2)
(move robot2 room2 room3)

(pick robot2 ball4 room3 lgripper2)
(move robot2 room3 room2)
(drop robot2 ball4 room2 lgripper2)
(move robot1 room2 room1)
(pick robot1 ball2 room1 rgripper1)
(move robot1 room1 room2)
(drop robot1 ball2 room2 rgripper1)
(move robot1 room2 room1)
(pick robot1 ball3 room1 lgripper1)
(move robot1 room1 room3)
(drop robot1 ball3 room3 lgripper1)
Plan Repair Advice: The goal is not satisfied
(Set (at ball4 room3) to true)

Failed traj 1:
(pick robot2 ball1 room3 rgripper2)
(pick robot2 ball4 room3 lgripper2)
(move robot2 room3 room2)
(drop robot2 ball1 room2 rgripper2)
(drop robot2 ball4 room2 lgripper2)
(move robot1 room2 room1)
(pick robot1 ball2 room1 rgripper1)
(pick robot1 ball3 room1 lgripper1)
(move robot1 room1 room3)
(drop robot1 ball3 room3 lgripper1)
(move robot1 room3 room2)
(drop robot1 ball2 room2 rgripper1)
Plan Repair Advice: The goal is not satisfied
(Set (at ball4 room3) to true)

Please provide the list of actions in the format as described in the example.
Feel free to use try other actions not in the example when their preconditions are satisfied.
Please output a clean, complete list of actions, including the option and the starting actions you choose, to solve the problem.
Don't use the word repeat in the response.

A plan for the new planning problem is:

Figure 9: LLM trajectory sampler prompt example (cont')

You control a robot that can take the following actions to build complex structures.

The current guess of the preconditions and effects for actions are:

Move from a position to another.: move (?from - position ?to - position ?h - numb). The preconditions are (NEIGHBOR ?from ?to), (at ?from), (height ?from ?h). The effects are (not (at ?from)), (at ?to).

Move up from a position to another.: move-up (?from - position ?hfrom - numb ?to - position ?hto - numb). The preconditions are (at ?from), (height ?from ?hfrom), (SUCC ?hfrom ?to), (NEIGHBOR ?from ?to), (height ?to ?hto), (SUCC ?hto ?hfrom). The effects are (not (at ?from)), (not (height ?from ?hfrom)), (height ?to ?hto), (at ?to), (height ?from ?hfrom), (not (height ?to ?hfrom)), (not (height ?to ?hto)), (height ?to ?hfrom).

Move down from a position to another.: move-down (?from - position ?hfrom - numb ?to - position ?hto - numb). The preconditions are (height ?to ?hto), (at ?from), (height ?from ?hfrom), (SUCC ?hfrom ?to), (NEIGHBOR ?from ?to), (SUCC ?hto ?hfrom). The effects are (not (at ?from)), (not (height ?from ?hfrom)), (height ?from ?hto), (at ?to), (height ?from ?hfrom), (not (height ?from ?hto)), (not (height ?to ?hfrom)), (height ?to ?hto), (not (height ?to ?hto)), (height ?to ?hfrom).

Place a block at a neighboring position from the robot's current position.: place-block (?rpos - position ?bpos - position ?hbefore - numb ?hafter - numb). The preconditions are (at ?rpos), (SUCC ?hafter ?hbefore), (NEIGHBOR ?rpos ?bpos), (has-block), (height ?bpos ?hbefore). The effects are (not (has-block)), (not (height ?rpos ?hbefore)), (height ?bpos ?hafter), (not (height ?bpos ?hbefore)), (height ?rpos ?hafter).

Remove a block at a neighboring position from the robot's current position.: remove-block (?rpos - position ?bpos - position ?hbefore - numb ?hafter - numb). The preconditions are (at ?rpos), (SUCC ?hafter ?hbefore), (NEIGHBOR ?rpos ?bpos), (height ?bpos ?hbefore), (has-block), (SUCC ?hbefore ?hafter). The effects are (not (has-block)), (height ?bpos ?hafter), (not (height ?bpos ?hbefore)), (has-block).

Create a block at the depot.: create-block (?p - position). The preconditions are (IS-DEPOT ?p), (at ?p). The effects are (has-block).

Destroy a block at the depot.: destroy-block (?p - position). The preconditions are (has-block), (at ?p), (IS-DEPOT ?p). The effects are (not (has-block)).

Please infer missing or correct wrong preconditions for action move in CNF, given the PDDL types and predicates:

```
(types
  numb - object
  position - object
)
(predicates
  (height ?p - position ?h - numb)
  (at ?p - position)
  (has-block)
  (SUCC ?n1 - numb ?n2 - numb)
  (NEIGHBOR ?p1 - position ?p2 - position)
  (IS-DEPOT ?p - position)
)
```

To help you predict the preconditions, we provide a running example in this domain. For the problem:

The robot is on a grid with 4 rows and 3 columns.

pos-0-0 pos-0-1 pos-0-2

pos-1-0 pos-1-1 pos-1-2

pos-2-0 pos-2-1 pos-2-2

pos-3-0 pos-3-1 pos-3-2

The robot is at pos-2-0.

The depot for new blocks is at pos-2-0.

The maximum height of blocks is 3.

Your goal is to build blocks so that the height at pos-1-2 is 3.

You cannot have an unplaced block at the end.

The initial state of the task in PDDL is:

```
(init
  (height pos-0-0 n0)
  (height pos-0-1 n0)
  (height pos-0-2 n0)
  (height pos-1-0 n0)
  (height pos-1-1 n0)
  (height pos-1-2 n0)
  (height pos-2-0 n0)
  (height pos-2-1 n0)
  (height pos-2-2 n0)
  (height pos-3-0 n0)
  (height pos-3-1 n0)
  (height pos-3-2 n0)
  (at pos-2-0)
  (SUCC n1 n0)
  (SUCC n2 n1)
  (SUCC n3 n2)
  (NEIGHBOR pos-0-0 pos-1-0)
  (NEIGHBOR pos-0-0 pos-0-1)
  (NEIGHBOR pos-0-1 pos-1-1)
  (NEIGHBOR pos-0-1 pos-0-0)
  (NEIGHBOR pos-0-1 pos-0-2)
  (NEIGHBOR pos-0-2 pos-1-2)
  (NEIGHBOR pos-0-2 pos-0-1)
  (NEIGHBOR pos-1-0 pos-0-0)
  (NEIGHBOR pos-1-0 pos-2-0)
  (NEIGHBOR pos-1-0 pos-1-1)
  (NEIGHBOR pos-1-1 pos-0-1)
  (NEIGHBOR pos-1-1 pos-2-1)
  (NEIGHBOR pos-1-1 pos-1-0)
  (NEIGHBOR pos-1-1 pos-1-2)
  (NEIGHBOR pos-1-2 pos-0-2)
  (NEIGHBOR pos-1-2 pos-2-2)
  (NEIGHBOR pos-1-2 pos-1-1)
  (NEIGHBOR pos-2-0 pos-1-0)
  (NEIGHBOR pos-2-0 pos-3-0)
  (NEIGHBOR pos-2-0 pos-2-1)
```

Figure 10: LLM action semantics predictor prompt example

```

(NEIGHBOR pos-2-1 pos-1-1)
(NEIGHBOR pos-2-1 pos-3-1)
(NEIGHBOR pos-2-1 pos-2-0)
(NEIGHBOR pos-2-1 pos-2-2)
(NEIGHBOR pos-2-2 pos-1-2)
(NEIGHBOR pos-2-2 pos-3-2)
(NEIGHBOR pos-2-2 pos-2-1)
(NEIGHBOR pos-3-0 pos-2-0)
(NEIGHBOR pos-3-0 pos-3-1)
(NEIGHBOR pos-3-1 pos-2-1)
(NEIGHBOR pos-3-1 pos-3-0)
(NEIGHBOR pos-3-1 pos-3-2)
(NEIGHBOR pos-3-2 pos-2-2)
(NEIGHBOR pos-3-2 pos-3-1)
(IS-DEPOT pos-2-0)
)

```

A plan (list of actions) runs in the simulator like:

```

(create-block pos-2-0)
Checking next happening (time 1)
Adding (has-block)

```

```

(move pos-2-0 pos-3-0 n0)
Checking next happening (time 2)
Deleting (at pos-2-0)
Adding (at pos-3-0)

```

```

(move pos-3-0 pos-3-1 n0)
Checking next happening (time 3)
Deleting (at pos-3-0)
Adding (at pos-3-1)

```

```

(move pos-3-1 pos-3-2 n0)
Checking next happening (time 4)
Deleting (at pos-3-1)
Adding (at pos-3-2)

```

```

(move pos-3-2 pos-2-2 n0)
Checking next happening (time 5)
Deleting (at pos-3-2)
Adding (at pos-2-2)

```

```

(move pos-2-2 pos-1-2 n0)
Checking next happening (time 6)
Deleting (at pos-2-2)
Adding (at pos-1-2)

```

```

(place-block pos-1-2 pos-1-2 n0 n1)
Checking next happening (time 7)
Plan failed because of unsatisfied precondition in:
(place-block pos-1-2 pos-1-2 n0 n1)
Plan failed to execute
Plan Repair Advice:
(place-block pos-1-2 pos-1-2 n0 n1) has an unsatisfied precondition at time 7
(Set (neighbor pos-1-2 pos-1-2) to true)

```

Please use the information from the simulator output carefully, and output the CNF in a clean format of "(and (...) (...))", where each parentheses contains some predicates.

Note that you should not specify types, e.g., "- object", in preconditions and effects.

The preconditions for move is:

Figure 11: LLM action semantics predictor prompt example (cont')

Formatting

Anonymous Author(s)

Affiliation

Address

email

Abstract

1 The abstract paragraph should be indented $\frac{1}{2}$ inch (3 picas) on both the left- and
 2 right-hand margins. Use 10 point type, with a vertical spacing (leading) of 11 points.
 3 The word **Abstract** must be centered, bold, and in point size 12. Two line spaces
 4 precede the abstract. The abstract must be limited to one paragraph.

5 1 Submission of papers to NeurIPS 2024

6 Please read the instructions below carefully and follow them faithfully.

7 1.1 Style

8 Papers to be submitted to NeurIPS 2024 must be prepared according to the instructions presented
 9 here. Papers may only be up to **nine** pages long, including figures. Additional pages *containing only*
 10 *acknowledgments and references* are allowed. Papers that exceed the page limit will not be reviewed,
 11 or in any other way considered for presentation at the conference.

12 The margins in 2024 are the same as those in previous years.

13 Authors are required to use the NeurIPS L^AT_EX style files obtainable at the NeurIPS website as
 14 indicated below. Please make sure you use the current files and not previous versions. Tweaking the
 15 style files may be grounds for rejection.

16 1.2 Retrieval of style files

17 The style files for NeurIPS and other conference information are available on the website at

18 <http://www.neurips.cc/>

19 The file `neurips_2024.pdf` contains these instructions and illustrates the various formatting re-
 20 quirements your NeurIPS paper must satisfy.

21 The only supported style file for NeurIPS 2024 is `neurips_2024.sty`, rewritten for L^AT_EX 2_ε.
 22 **Previous style files for L^AT_EX 2.09, Microsoft Word, and RTF are no longer supported!**

23 The L^AT_EX style file contains three optional arguments: `final`, which creates a camera-ready copy,
 24 `preprint`, which creates a preprint for submission to, e.g., arXiv, and `nonatbib`, which will not
 25 load the `natbib` package for you in case of package clash.

26 **Preprint option** If you wish to post a preprint of your work online, e.g., on arXiv, using the
 27 NeurIPS style, please use the `preprint` option. This will create a nonanonymized version of your
 28 work with the text “Preprint. Work in progress.” in the footer. This version may be distributed as you
 29 see fit, as long as you do not say which conference it was submitted to. Please **do not** use the `final`
 30 option, which should **only** be used for papers accepted to NeurIPS.

31 At submission time, please omit the final and preprint options. This will anonymize your
32 submission and add line numbers to aid review. Please do *not* refer to these line numbers in your
33 paper as they will be removed during generation of camera-ready copies.

34 The file `neurips_2024.tex` may be used as a “shell” for writing your paper. All you have to do is
35 replace the author, title, abstract, and text of the paper with your own.

36 The formatting instructions contained in these style files are summarized in Sections 2, 3, and 4
37 below.

38 **2 General formatting instructions**

39 The text must be confined within a rectangle 5.5 inches (33 picas) wide and 9 inches (54 picas) long.
40 The left margin is 1.5 inch (9 picas). Use 10 point type with a vertical spacing (leading) of 11 points.
41 Times New Roman is the preferred typeface throughout, and will be selected for you by default.
42 Paragraphs are separated by $\frac{1}{2}$ line space (5.5 points), with no indentation.

43 The paper title should be 17 point, initial caps/lower case, bold, centered between two horizontal
44 rules. The top rule should be 4 points thick and the bottom rule should be 1 point thick. Allow $\frac{1}{4}$ inch
45 space above and below the title to rules. All pages should start at 1 inch (6 picas) from the top of the
46 page.

47 For the final version, authors’ names are set in boldface, and each name is centered above the
48 corresponding address. The lead author’s name is to be listed first (left-most), and the co-authors’
49 names (if different address) are set to follow. If there is only one co-author, list both author and
50 co-author side by side.

51 Please pay special attention to the instructions in Section 4 regarding figures, tables, acknowledgments,
52 and references.

53 **3 Headings: first level**

54 All headings should be lower case (except for first word and proper nouns), flush left, and bold.

55 First-level headings should be in 12-point type.

56 **3.1 Headings: second level**

57 Second-level headings should be in 10-point type.

58 **3.1.1 Headings: third level**

59 Third-level headings should be in 10-point type.

60 **Paragraphs** There is also a `\paragraph` command available, which sets the heading in bold, flush
61 left, and inline with the text, with the heading followed by 1 em of space.

62 **4 Citations, figures, tables, references**

63 These instructions apply to everyone.

64 **4.1 Citations within the text**

65 The `natbib` package will be loaded for you by default. Citations may be author/year or numeric, as
66 long as you maintain internal consistency. As to the format of the references themselves, any style is
67 acceptable as long as it is used consistently.

68 The documentation for `natbib` may be found at

69 <http://mirrors.ctan.org/macros/latex/contrib/natbib/natnotes.pdf>




Figure 1: Sample figure caption.

70 Of note is the command `\citet`, which produces citations appropriate for use in inline text. For
 71 example,

72 `\citet{hasselmo}` investigated\dotso

73 produces

74 Hasselmo, et al. (1995) investigated...

75 If you wish to load the `natbib` package with options, you may add the following before loading the
 76 `neurips_2024` package:

77 `\PassOptionsToPackage{options}{natbib}`

78 If `natbib` clashes with another package you load, you can add the optional argument `nonatbib`
 79 when loading the style file:

80 `\usepackage[nonatbib]{neurips_2024}`

81 As submission is double blind, refer to your own published work in the third person. That is, use “In
 82 the previous work of Jones et al. [4],” not “In our previous work [4].” If you cite your other papers
 83 that are not widely available (e.g., a journal paper under review), use anonymous author names in the
 84 citation, e.g., an author of the form “A. Anonymous” and include a copy of the anonymized paper in
 85 the supplementary material.

86 4.2 Footnotes

87 Footnotes should be used sparingly. If you do require a footnote, indicate footnotes with a number¹
 88 in the text. Place the footnotes at the bottom of the page on which they appear. Precede the footnote
 89 with a horizontal rule of 2 inches (12 picas).

90 Note that footnotes are properly typeset *after* punctuation marks.²

91 4.3 Figures

92 All artwork must be neat, clean, and legible. Lines should be dark enough for purposes of reproduction.
 93 The figure number and caption always appear after the figure. Place one line space before the figure
 94 caption and one line space after the figure. The figure caption should be lower case (except for first
 95 word and proper nouns); figures are numbered consecutively.

96 You may use color figures. However, it is best for the figure captions and the paper body to be legible
 97 if the paper is printed in either black/white or in color.

¹Sample of the first footnote.

²As in this example.

Table 1: Sample table title

Part		
Name	Description	Size (μm)
Dendrite	Input terminal	~ 100
Axon	Output terminal	~ 10
Soma	Cell body	up to 10^6

98 4.4 Tables

99 All tables must be centered, neat, clean and legible. The table number and title always appear before
100 the table. See Table 1.

101 Place one line space before the table title, one line space after the table title, and one line space after
102 the table. The table title must be lower case (except for first word and proper nouns); tables are
103 numbered consecutively.

104 Note that publication-quality tables *do not contain vertical rules*. We strongly suggest the use of the
105 booktabs package, which allows for typesetting high-quality, professional tables:

106 <https://www.ctan.org/pkg/booktabs>

107 This package was used to typeset Table 1.

108 4.5 Math

109 Note that display math in bare TeX commands will not create correct line numbers for sub-
110 mission. Please use LaTeX (or AMSTeX) commands for unnumbered display math. (You
111 really shouldn't be using \$\$ anyway; see [https://tex.stackexchange.com/questions/](https://tex.stackexchange.com/questions/503/why-is-preferable-to)
112 [503/why-is-preferable-to](https://tex.stackexchange.com/questions/503/why-is-preferable-to) and [https://tex.stackexchange.com/questions/40492/](https://tex.stackexchange.com/questions/40492/what-are-the-differences-between-align-equation-and-displaymath)
113 [what-are-the-differences-between-align-equation-and-displaymath](https://tex.stackexchange.com/questions/40492/what-are-the-differences-between-align-equation-and-displaymath) for more infor-
114 mation.)

115 4.6 Final instructions

116 Do not change any aspects of the formatting parameters in the style files. In particular, do not modify
117 the width or length of the rectangle the text should fit into, and do not change font sizes (except
118 perhaps in the **References** section; see below). Please note that pages should be numbered.

119 5 Preparing PDF files

120 Please prepare submission files with paper size "US Letter," and not, for example, "A4."

121 Fonts were the main cause of problems in the past years. Your PDF file must only contain Type 1 or
122 Embedded TrueType fonts. Here are a few instructions to achieve this.

- 123 • You should directly generate PDF files using `pdflatex`.
- 124 • You can check which fonts a PDF files uses. In Acrobat Reader, select the menu
125 Files>Document Properties>Fonts and select Show All Fonts. You can also use the program
126 `pdf fonts` which comes with `xpdf` and is available out-of-the-box on most Linux machines.
- 127 • `xfig` "patterned" shapes are implemented with bitmap fonts. Use "solid" shapes instead.
- 128 • The `\bbold` package almost always uses bitmap fonts. You should use the equivalent AMS
129 Fonts:

130 `\usepackage{amsfonts}`

131 followed by, e.g., `\mathbb{R}`, `\mathbb{N}`, or `\mathbb{C}` for \mathbb{R} , \mathbb{N} or \mathbb{C} . You can also
132 use the following workaround for reals, natural and complex:

```

133 \newcommand{\RR}{\mathbb{R}} %real numbers
134 \newcommand{\Nat}{\mathbb{N}} %natural numbers
135 \newcommand{\CC}{\mathbb{C}} %complex numbers

```

136 Note that `amsfonts` is automatically loaded by the `amssymb` package.

137 If your file contains type 3 fonts or non embedded TrueType fonts, we will ask you to fix it.

138 5.1 Margins in L^AT_EX

139 Most of the margin problems come from figures positioned by hand using `\special` or other
140 commands. We suggest using the command `\includegraphics` from the `graphicx` package.
141 Always specify the figure width as a multiple of the line width as in the example below:

```

142 \usepackage[pdftex]{graphicx} ...
143 \includegraphics[width=0.8\linewidth]{myfile.pdf}

```

144 See Section 4.4 in the graphics bundle documentation ([http://mirrors.ctan.org/macros/](http://mirrors.ctan.org/macros/latex/required/graphics/grfguide.pdf)
145 [latex/required/graphics/grfguide.pdf](http://mirrors.ctan.org/macros/latex/required/graphics/grfguide.pdf))

146 A number of width problems arise when L^AT_EX cannot properly hyphenate a line. Please give LaTeX
147 hyphenation hints using the `\-` command when necessary.

148 References

149 References follow the acknowledgments in the camera-ready paper. Use unnumbered first-level
150 heading for the references. Any choice of citation style is acceptable as long as you are consistent. It
151 is permissible to reduce the font size to `small` (9 point) when listing the references. Note that the
152 Reference section does not count towards the page limit.

153 [1] Alexander, J.A. & Mozer, M.C. (1995) Template-based algorithms for connectionist rule extraction. In
154 G. Tesauro, D.S. Touretzky and T.K. Leen (eds.), *Advances in Neural Information Processing Systems 7*, pp.
155 609–616. Cambridge, MA: MIT Press.

156 [2] Bower, J.M. & Beeman, D. (1995) *The Book of GENESIS: Exploring Realistic Neural Models with the*
157 *GENeral NEural Simulation System*. New York: TELOS/Springer–Verlag.

158 [3] Hasselmo, M.E., Schnell, E. & Barkai, E. (1995) Dynamics of learning and recall at excitatory recurrent
159 synapses and cholinergic modulation in rat hippocampal region CA3. *Journal of Neuroscience* **15**(7):5249-5262.

160 A Appendix / supplemental material

161 Optionally include supplemental material (complete proofs, additional experiments and plots) in
162 appendix. All such materials **SHOULD be included in the main submission.**

NeurIPS Paper Checklist

The checklist is designed to encourage best practices for responsible machine learning research, addressing issues of reproducibility, transparency, research ethics, and societal impact. Do not remove the checklist: **The papers not including the checklist will be desk rejected.** The checklist should follow the references and precede the (optional) supplemental material. The checklist does NOT count towards the page limit.

Please read the checklist guidelines carefully for information on how to answer these questions. For each question in the checklist:

- You should answer [Yes], [No], or [NA].
- [NA] means either that the question is Not Applicable for that particular paper or the relevant information is Not Available.
- Please provide a short (1–2 sentence) justification right after your answer (even for NA).

The checklist answers are an integral part of your paper submission. They are visible to the reviewers, area chairs, senior area chairs, and ethics reviewers. You will be asked to also include it (after eventual revisions) with the final version of your paper, and its final version will be published with the paper.

The reviewers of your paper will be asked to use the checklist as one of the factors in their evaluation. While "[Yes]" is generally preferable to "[No]", it is perfectly acceptable to answer "[No]" provided a proper justification is given (e.g., "error bars are not reported because it would be too computationally expensive" or "we were unable to find the license for the dataset we used"). In general, answering "[No]" or "[NA]" is not grounds for rejection. While the questions are phrased in a binary way, we acknowledge that the true answer is often more nuanced, so please just use your best judgment and write a justification to elaborate. All supporting evidence can appear either in the main paper or the supplemental material, provided in appendix. If you answer [Yes] to a question, in the justification please point to the section(s) where related material for the question can be found.

IMPORTANT, please:

- Delete this instruction block, but keep the section heading "NeurIPS paper checklist",
- Keep the checklist subsection headings, questions/answers and guidelines below.
- Do not modify the questions and only use the provided macros for your answers.

1. Claims

Question: Do the main claims made in the abstract and introduction accurately reflect the paper's contributions and scope?

Answer: [TODO]

Justification: [TODO]

Guidelines:

- The answer NA means that the abstract and introduction do not include the claims made in the paper.
- The abstract and/or introduction should clearly state the claims made, including the contributions made in the paper and important assumptions and limitations. A No or NA answer to this question will not be perceived well by the reviewers.
- The claims made should match theoretical and experimental results, and reflect how much the results can be expected to generalize to other settings.
- It is fine to include aspirational goals as motivation as long as it is clear that these goals are not attained by the paper.

2. Limitations

Question: Does the paper discuss the limitations of the work performed by the authors?

Answer: [TODO]

Justification: [TODO]

Guidelines:

- The answer NA means that the paper has no limitation while the answer No means that the paper has limitations, but those are not discussed in the paper.
- The authors are encouraged to create a separate "Limitations" section in their paper.
- The paper should point out any strong assumptions and how robust the results are to violations of these assumptions (e.g., independence assumptions, noiseless settings, model well-specification, asymptotic approximations only holding locally). The authors should reflect on how these assumptions might be violated in practice and what the implications would be.
- The authors should reflect on the scope of the claims made, e.g., if the approach was only tested on a few datasets or with a few runs. In general, empirical results often depend on implicit assumptions, which should be articulated.
- The authors should reflect on the factors that influence the performance of the approach. For example, a facial recognition algorithm may perform poorly when image resolution is low or images are taken in low lighting. Or a speech-to-text system might not be used reliably to provide closed captions for online lectures because it fails to handle technical jargon.
- The authors should discuss the computational efficiency of the proposed algorithms and how they scale with dataset size.
- If applicable, the authors should discuss possible limitations of their approach to address problems of privacy and fairness.
- While the authors might fear that complete honesty about limitations might be used by reviewers as grounds for rejection, a worse outcome might be that reviewers discover limitations that aren't acknowledged in the paper. The authors should use their best judgment and recognize that individual actions in favor of transparency play an important role in developing norms that preserve the integrity of the community. Reviewers will be specifically instructed to not penalize honesty concerning limitations.

3. Theory Assumptions and Proofs

Question: For each theoretical result, does the paper provide the full set of assumptions and a complete (and correct) proof?

Answer: [TODO]

Justification: [TODO]

Guidelines:

- The answer NA means that the paper does not include theoretical results.
- All the theorems, formulas, and proofs in the paper should be numbered and cross-referenced.
- All assumptions should be clearly stated or referenced in the statement of any theorems.
- The proofs can either appear in the main paper or the supplemental material, but if they appear in the supplemental material, the authors are encouraged to provide a short proof sketch to provide intuition.
- Inversely, any informal proof provided in the core of the paper should be complemented by formal proofs provided in appendix or supplemental material.
- Theorems and Lemmas that the proof relies upon should be properly referenced.

4. Experimental Result Reproducibility

Question: Does the paper fully disclose all the information needed to reproduce the main experimental results of the paper to the extent that it affects the main claims and/or conclusions of the paper (regardless of whether the code and data are provided or not)?

Answer: [TODO]

Justification: [TODO]

Guidelines:

- The answer NA means that the paper does not include experiments.

- If the paper includes experiments, a No answer to this question will not be perceived well by the reviewers: Making the paper reproducible is important, regardless of whether the code and data are provided or not.
- If the contribution is a dataset and/or model, the authors should describe the steps taken to make their results reproducible or verifiable.
- Depending on the contribution, reproducibility can be accomplished in various ways. For example, if the contribution is a novel architecture, describing the architecture fully might suffice, or if the contribution is a specific model and empirical evaluation, it may be necessary to either make it possible for others to replicate the model with the same dataset, or provide access to the model. In general, releasing code and data is often one good way to accomplish this, but reproducibility can also be provided via detailed instructions for how to replicate the results, access to a hosted model (e.g., in the case of a large language model), releasing of a model checkpoint, or other means that are appropriate to the research performed.
- While NeurIPS does not require releasing code, the conference does require all submissions to provide some reasonable avenue for reproducibility, which may depend on the nature of the contribution. For example
 - (a) If the contribution is primarily a new algorithm, the paper should make it clear how to reproduce that algorithm.
 - (b) If the contribution is primarily a new model architecture, the paper should describe the architecture clearly and fully.
 - (c) If the contribution is a new model (e.g., a large language model), then there should either be a way to access this model for reproducing the results or a way to reproduce the model (e.g., with an open-source dataset or instructions for how to construct the dataset).
 - (d) We recognize that reproducibility may be tricky in some cases, in which case authors are welcome to describe the particular way they provide for reproducibility. In the case of closed-source models, it may be that access to the model is limited in some way (e.g., to registered users), but it should be possible for other researchers to have some path to reproducing or verifying the results.

5. Open access to data and code

Question: Does the paper provide open access to the data and code, with sufficient instructions to faithfully reproduce the main experimental results, as described in supplemental material?

Answer: **[TODO]**

Justification: **[TODO]**

Guidelines:

- The answer NA means that paper does not include experiments requiring code.
- Please see the NeurIPS code and data submission guidelines (<https://nips.cc/public/guides/CodeSubmissionPolicy>) for more details.
- While we encourage the release of code and data, we understand that this might not be possible, so “No” is an acceptable answer. Papers cannot be rejected simply for not including code, unless this is central to the contribution (e.g., for a new open-source benchmark).
- The instructions should contain the exact command and environment needed to run to reproduce the results. See the NeurIPS code and data submission guidelines (<https://nips.cc/public/guides/CodeSubmissionPolicy>) for more details.
- The authors should provide instructions on data access and preparation, including how to access the raw data, preprocessed data, intermediate data, and generated data, etc.
- The authors should provide scripts to reproduce all experimental results for the new proposed method and baselines. If only a subset of experiments are reproducible, they should state which ones are omitted from the script and why.
- At submission time, to preserve anonymity, the authors should release anonymized versions (if applicable).

- Providing as much information as possible in supplemental material (appended to the paper) is recommended, but including URLs to data and code is permitted.

6. Experimental Setting/Details

Question: Does the paper specify all the training and test details (e.g., data splits, hyper-parameters, how they were chosen, type of optimizer, etc.) necessary to understand the results?

Answer: [TODO]

Justification: [TODO]

Guidelines:

- The answer NA means that the paper does not include experiments.
- The experimental setting should be presented in the core of the paper to a level of detail that is necessary to appreciate the results and make sense of them.
- The full details can be provided either with the code, in appendix, or as supplemental material.

7. Experiment Statistical Significance

Question: Does the paper report error bars suitably and correctly defined or other appropriate information about the statistical significance of the experiments?

Answer: [TODO]

Justification: [TODO]

Guidelines:

- The answer NA means that the paper does not include experiments.
- The authors should answer "Yes" if the results are accompanied by error bars, confidence intervals, or statistical significance tests, at least for the experiments that support the main claims of the paper.
- The factors of variability that the error bars are capturing should be clearly stated (for example, train/test split, initialization, random drawing of some parameter, or overall run with given experimental conditions).
- The method for calculating the error bars should be explained (closed form formula, call to a library function, bootstrap, etc.)
- The assumptions made should be given (e.g., Normally distributed errors).
- It should be clear whether the error bar is the standard deviation or the standard error of the mean.
- It is OK to report 1-sigma error bars, but one should state it. The authors should preferably report a 2-sigma error bar than state that they have a 96% CI, if the hypothesis of Normality of errors is not verified.
- For asymmetric distributions, the authors should be careful not to show in tables or figures symmetric error bars that would yield results that are out of range (e.g. negative error rates).
- If error bars are reported in tables or plots, The authors should explain in the text how they were calculated and reference the corresponding figures or tables in the text.

8. Experiments Compute Resources

Question: For each experiment, does the paper provide sufficient information on the computer resources (type of compute workers, memory, time of execution) needed to reproduce the experiments?

Answer: [TODO]

Justification: [TODO]

Guidelines:

- The answer NA means that the paper does not include experiments.
- The paper should indicate the type of compute workers CPU or GPU, internal cluster, or cloud provider, including relevant memory and storage.

- The paper should provide the amount of compute required for each of the individual experimental runs as well as estimate the total compute.
- The paper should disclose whether the full research project required more compute than the experiments reported in the paper (e.g., preliminary or failed experiments that didn't make it into the paper).

9. Code Of Ethics

Question: Does the research conducted in the paper conform, in every respect, with the NeurIPS Code of Ethics <https://neurips.cc/public/EthicsGuidelines?>

Answer: [TODO]

Justification: [TODO]

Guidelines:

- The answer NA means that the authors have not reviewed the NeurIPS Code of Ethics.
- If the authors answer No, they should explain the special circumstances that require a deviation from the Code of Ethics.
- The authors should make sure to preserve anonymity (e.g., if there is a special consideration due to laws or regulations in their jurisdiction).

10. Broader Impacts

Question: Does the paper discuss both potential positive societal impacts and negative societal impacts of the work performed?

Answer: [TODO]

Justification: [TODO]

Guidelines:

- The answer NA means that there is no societal impact of the work performed.
- If the authors answer NA or No, they should explain why their work has no societal impact or why the paper does not address societal impact.
- Examples of negative societal impacts include potential malicious or unintended uses (e.g., disinformation, generating fake profiles, surveillance), fairness considerations (e.g., deployment of technologies that could make decisions that unfairly impact specific groups), privacy considerations, and security considerations.
- The conference expects that many papers will be foundational research and not tied to particular applications, let alone deployments. However, if there is a direct path to any negative applications, the authors should point it out. For example, it is legitimate to point out that an improvement in the quality of generative models could be used to generate deepfakes for disinformation. On the other hand, it is not needed to point out that a generic algorithm for optimizing neural networks could enable people to train models that generate Deepfakes faster.
- The authors should consider possible harms that could arise when the technology is being used as intended and functioning correctly, harms that could arise when the technology is being used as intended but gives incorrect results, and harms following from (intentional or unintentional) misuse of the technology.
- If there are negative societal impacts, the authors could also discuss possible mitigation strategies (e.g., gated release of models, providing defenses in addition to attacks, mechanisms for monitoring misuse, mechanisms to monitor how a system learns from feedback over time, improving the efficiency and accessibility of ML).

11. Safeguards

Question: Does the paper describe safeguards that have been put in place for responsible release of data or models that have a high risk for misuse (e.g., pretrained language models, image generators, or scraped datasets)?

Answer: [TODO]

Justification: [TODO]

Guidelines:

- The answer NA means that the paper poses no such risks.

- Released models that have a high risk for misuse or dual-use should be released with necessary safeguards to allow for controlled use of the model, for example by requiring that users adhere to usage guidelines or restrictions to access the model or implementing safety filters.
- Datasets that have been scraped from the Internet could pose safety risks. The authors should describe how they avoided releasing unsafe images.
- We recognize that providing effective safeguards is challenging, and many papers do not require this, but we encourage authors to take this into account and make a best faith effort.

12. Licenses for existing assets

Question: Are the creators or original owners of assets (e.g., code, data, models), used in the paper, properly credited and are the license and terms of use explicitly mentioned and properly respected?

Answer: **[TODO]**

Justification: **[TODO]**

Guidelines:

- The answer NA means that the paper does not use existing assets.
- The authors should cite the original paper that produced the code package or dataset.
- The authors should state which version of the asset is used and, if possible, include a URL.
- The name of the license (e.g., CC-BY 4.0) should be included for each asset.
- For scraped data from a particular source (e.g., website), the copyright and terms of service of that source should be provided.
- If assets are released, the license, copyright information, and terms of use in the package should be provided. For popular datasets, paperswithcode.com/datasets has curated licenses for some datasets. Their licensing guide can help determine the license of a dataset.
- For existing datasets that are re-packaged, both the original license and the license of the derived asset (if it has changed) should be provided.
- If this information is not available online, the authors are encouraged to reach out to the asset's creators.

13. New Assets

Question: Are new assets introduced in the paper well documented and is the documentation provided alongside the assets?

Answer: **[TODO]**

Justification: **[TODO]**

Guidelines:

- The answer NA means that the paper does not release new assets.
- Researchers should communicate the details of the dataset/code/model as part of their submissions via structured templates. This includes details about training, license, limitations, etc.
- The paper should discuss whether and how consent was obtained from people whose asset is used.
- At submission time, remember to anonymize your assets (if applicable). You can either create an anonymized URL or include an anonymized zip file.

14. Crowdsourcing and Research with Human Subjects

Question: For crowdsourcing experiments and research with human subjects, does the paper include the full text of instructions given to participants and screenshots, if applicable, as well as details about compensation (if any)?

Answer: **[TODO]**

Justification: **[TODO]**

Guidelines:

- The answer NA means that the paper does not involve crowdsourcing nor research with human subjects.
- Including this information in the supplemental material is fine, but if the main contribution of the paper involves human subjects, then as much detail as possible should be included in the main paper.
- According to the NeurIPS Code of Ethics, workers involved in data collection, curation, or other labor should be paid at least the minimum wage in the country of the data collector.

15. Institutional Review Board (IRB) Approvals or Equivalent for Research with Human Subjects

Question: Does the paper describe potential risks incurred by study participants, whether such risks were disclosed to the subjects, and whether Institutional Review Board (IRB) approvals (or an equivalent approval/review based on the requirements of your country or institution) were obtained?

Answer: **[TODO]**

Justification: **[TODO]**

Guidelines:

- The answer NA means that the paper does not involve crowdsourcing nor research with human subjects.
- Depending on the country in which research is conducted, IRB approval (or equivalent) may be required for any human subjects research. If you obtained IRB approval, you should clearly state this in the paper.
- We recognize that the procedures for this may vary significantly between institutions and locations, and we expect authors to adhere to the NeurIPS Code of Ethics and the guidelines for their institution.
- For initial submissions, do not include any information that would break anonymity (if applicable), such as the institution conducting the review.