
Cluster-Aware Similarity Diffusion for Instance Retrieval

Jifei Luo¹ Hantao Yao^{2,3} Changsheng Xu^{2,3}

Abstract

Diffusion-based re-ranking is a common method used for retrieving instances by performing similarity propagation in a nearest neighbor graph. However, existing techniques that construct the affinity graph based on pairwise instances can lead to the propagation of misinformation from outliers and other manifolds, resulting in inaccurate results. To overcome this issue, we propose a novel Cluster-Aware Similarity (CAS) diffusion for instance retrieval. The primary concept of CAS is to conduct similarity diffusion within local clusters, which can reduce the influence from other manifolds explicitly. To obtain a symmetrical and smooth similarity matrix, our Bidirectional Similarity Diffusion strategy introduces an inverse constraint term to the optimization objective of local cluster diffusion. Additionally, we have optimized a Neighbor-guided Similarity Smoothing approach to ensure similarity consistency among the local neighbors of each instance. Evaluations in instance retrieval and object re-identification validate the effectiveness of the proposed CAS, our [code](#) is publicly available.

1. Introduction

Instance retrieval aims to search through a large-scale database to identify images that share similar content with a given image. Recently, traditional descriptors (Lowe, 2004; Jégou et al., 2012) are gradually being supplanted by global descriptors extracted with deep neural networks (Radenović et al., 2019; Yang et al., 2021; Lee et al., 2023) for instance retrieval. Due to factors such as illumination, occlusion, and variations in viewpoint among images, the global descriptors may not yield optimal retrieval results. Therefore, refining the initial retrieval results to enhance the retrieval perfor-

mance becomes a pivotal task, also known as re-ranking. Among re-ranking methods, Query Expansion (QE) (Chum et al., 2007; Arandjelović & Zisserman, 2012; Gordo et al., 2017; 2020) is a representative approach that involves the weighted summation of features from top-ranked images to generate enhanced features for a secondary round of retrieval. However, QE is a primitive operation that cannot explore the data manifold structure.

To model the intricacies of the underlying data manifold, diffusion-based re-ranking methods (Donoser & Bischof, 2013; Iscen et al., 2017; 2018; Yang et al., 2019; Chang et al., 2019; Pang et al., 2019; Bai et al., 2017b; 2019b) have been proposed to perform similarity propagation within the nearest neighbor graph. The concept of ranking data concerning the intrinsic global manifold structure in a diffusion manner was initially introduced by (Zhou et al., 2003b). Various methods (Yang et al., 2009; Donoser & Bischof, 2013; Gao et al., 2016; Zhang et al., 2023) propose to iteratively propagate the similarity among pairwise neighbors in the graph during each iteration. To capture the complex relationships between instances, some studies (Yang et al., 2013; Zhang et al., 2015; Bai et al., 2019a) expand the diffusion theory to a hypergraph, thereby considering higher-order information. However, since these graphs and hypergraphs are constructed based on pairwise instances, the similarity propagation is prone to mistakenly spread information from outliers and other manifolds throughout the entire graph, leading to suboptimal performance. Therefore, mitigating the influence of samples from other manifolds during similarity propagation is crucial for enhancing the robustness of diffusion-based re-ranking.

In diffusion-based re-ranking methods, the connections of outliers or other manifolds to individual instances can reduce the reliability of ranking during the process of similarity propagation. Therefore, the intuitive idea is to use the neighborhood cluster of each individual instance to guide the process of diffusion. Different from existing methods that propagate the similarity among the entire graph, we aim to constrain the similarity propagation among the local clusters consisting of the individual instance and its neighbors. Most of the undesired instances can be explicitly filtered out by the approximated local cluster, allowing us to benefit from reducing the impact of other manifolds. Based on the assumption that samples belonging to the same cluster

¹University of Science and Technology of China, Hefei, China
²Institute of Automation, Chinese Academy of Sciences, Beijing, China
³University of Chinese Academy of Sciences. Correspondence to: Hantao Yao <hantao.yao@nlpr.ia.ac.cn>.

should be similar, an individual instance and its neighbor samples should have a consistent similarity with other instances. Compared to traditional diffusion-based methods that only use instance-to-instance similarity, leveraging local neighbors to optimize the similarity matrix can be beneficial in reducing the impact of anomalous instances within the local cluster, potentially leading to better retrieval results. Moreover, inspired by QE, the local neighbors can be used to further enhance the representation of the similarity matrix. In conclusion, the cluster can be utilized to guide the construction of a similarity matrix, thereby enhancing the re-ranking performance of the diffusion-based model.

By considering the above issues, we propose a novel Cluster-Aware Similarity (CAS) diffusion for instance retrieval, consisting of Bidirectional Similarity Diffusion (BSD) and Neighbor-guided Similarity Smooth (NSS). Given the initial similarities of all samples, Bidirectional Similarity Diffusion (BSD) first generates a local cluster for each instance. After that, by introducing an inverse similarity constraint term, Bidirectional Similarity Diffusion is optimized to obtain a symmetrical and smooth similarity matrix within the local cluster diffusion process. To further suppress the influence from anomalous instances and other manifolds, NSS ensures the similarity consistency among neighbors by leveraging the average similarity between instances and local neighbors to refine the matrix. Moreover, the local neighbors can also be used to enhance the representation of the similarity matrix. Finally, to better fit the global retrieval task, we propagate the similarity matrix within the graph, which is then applied for global instance retrieval.

Evaluations in instance retrieval and re-identification validate the effectiveness of the proposed Cluster-Aware Similarity diffusion. For example, CAS achieves an mAP of 80.7%/64.8% on the medium and hard tasks of ROxf, and 91.0%/80.7% on RPar, demonstrating its superior performance.

2. Related Work

Instance Retrieval. In instance retrieval tasks, the objective is to identify images within a database that either depict the same object as the query image or portray a scene similar to it. With the rapid advancement of deep learning, global features extracted by using neural networks (Yang et al., 2021; Lee et al., 2022; 2023) have surpassed traditional local descriptors (Lowe, 2004; Jégou et al., 2012) in both speed and accuracy, thereby dominating the field of image retrieval tasks. In this paper, the search results obtained by global features are referred to as initial ranking. Person re-identification (ReID) is a special kind of instance retrieval, it aims at matching the same identities captured by different camera views. In recent years, there has been a significant improvement in the performance of ReID (Ye et al., 2022;

Wang et al., 2018; Ge et al., 2020; Li et al., 2023; Luo et al., 2019; Zhang et al., 2022; Zhou et al., 2022; Chen et al., 2019; Zhou et al., 2023; He et al., 2021).

Re-ranking. Re-ranking enhances the overall retrieval performance by refining the initial ranking list through a second round of retrieval or optimization techniques, which can be divided into *Query Expansion*, *Diffusion-based Method*, *Context-based Method*, and *Learning-based Method*.

Query Expansion. Based on the observation that top-ranked images have the potential capability to enhance ranking performance, Query Expansion (QE) seeks to aggregate the neighboring features to construct a stronger and more descriptive query. AQE (Chum et al., 2007) directly average the top- k returned image features, while AQEwD (Gordo et al., 2017) and α QE (Radenović et al., 2019) proposes a monotonically decreasing weights to mitigate the impact of later images. To make use of the bottom-ranked negative samples, DQE (Arandjelović & Zisserman, 2012) trains a linear SVM to resort the gallery images. And the recently proposed SG (Shao et al., 2023) further refines the QE strategy, leading to enhanced retrieval efficiency.

Diffusion-based Method. Diffusion-based method is a powerful re-ranking technique that can leverage the intrinsic manifold structure of data, its principles and applications have been studied (Zhou et al., 2003b; Yang et al., 2009; Donoser & Bischof, 2013) for years. As the most representative works, DFS (Iscen et al., 2017) and FSR (Iscen et al., 2018) have achieved excellent results in instance retrieval tasks. In order to effectively aggregate higher-order information, (Bai et al., 2019a; Yang et al., 2013; Zhang et al., 2015) construct a hypergraph for diffusion. Besides, Fusion with Diffusion (Zhou et al., 2012) manages to integrate the manifold information from distinct affinity graphs, later works (Bai et al., 2019c;b) further assign automatically learned weights and generalize the procedure into a unified framework. Additionally, EGT (Chang et al., 2019) adjusts the diffusion process through a two-stage approach, resulting in improved effectiveness.

Context-based Method. The relevant contextual information contained by k -nearest neighbors holds the potential to improve retrieval performance significantly. CDM (Jégou et al., 2007) iteratively modifies the neighborhood structure, kNN (Shen et al., 2012) recalculates the distance measure based on the rank lists of k -nearest neighbors, while ECN (Sarfranz et al., 2018) introduces the concept of expanded cross neighborhood for aggregating a new rank list. Moreover, SCA (Bai & Bai, 2016), k -reciprocal (Zhong et al., 2017) and STML (Kim et al., 2022) encode each instance into a contextual affinity feature space, where similar images exhibit higher consistency. ConAff (Zhang et al., 2020; Yu et al., 2023) further enhances feature representation by propagating information within the affinity graph.

Learning-based Method. Recently, self-attention mechanism and graph neural network (GNN) have been introduced into the field of visual re-ranking. LAttQE (Gordo et al., 2020) leverages a transformer encoder to learn affinity weights for query expansion, while CSA (Ouyang et al., 2021) represents each instance as an affinity feature and then aggregates the contextual information with a self-attention mechanism. By adapting the properties of graph neural network (Kipf & Welling, 2016; Gasteiger et al., 2018), GSS (Liu et al., 2019) and SSR (Shen et al., 2021) can obtain a more representative descriptor by optimizing the graph model.

3. Background

Given a query image x_q , the instance retrieval aims to sort the gallery image set \mathcal{X}_g in ascending order based on a distance metric. We say that the higher-ordered image has a higher probability of having the same label as the query instance. Formally, we define the query set as $\mathcal{X}_q = \{x_1, x_2, \dots, x_{n_q}\}$, and the gallery set as $\mathcal{X}_g = \{x_1, x_2, \dots, x_{n_g}\}$, where n_q and n_g are the number of images in query and gallery sets, respectively. The whole image set can be represented as $\mathcal{X} = \{x_1, x_2, \dots, x_n\}$, in which $n = n_q + n_g$. For each image in \mathcal{X} , a d -dimension deep feature is extracted for retrieval. Defining the feature of x_i as \mathbf{f}_i , the pairwise distance between images x_i and x_j can be calculated using the Euclidean distance between their features as follows:

$$d(i, j) = \|\mathbf{f}_i - \mathbf{f}_j\|_2. \quad (1)$$

After computing the distance among each pair of images, we can obtain the initial distance matrix $\mathbf{M} \in \mathbb{R}^{n \times n}$, where $M_{ij} = d(i, j)$. Each row M_i represents the distance between the image x_i and image set \mathcal{X} , which is used to sort the gallery images with respect to the query image x_i .

Based on the prior knowledge that similar images are lying on a low-dimensional manifold structure contained by the distance matrix \mathbf{M} , we can map \mathbf{M} into a new space to ensure that instances with high rankings are not only close in Euclidean space but also exhibit higher proximity in the manifold space. Moreover, the manifold structure can be approximated by utilizing the feature set \mathcal{X} to construct an k -nearest neighbor graph $\mathcal{G} = \{\mathcal{V}, \mathcal{E}\}$. The vertices set $\mathcal{V} = \{v_1, v_2, \dots, v_n\}$ represents a corresponding feature in \mathcal{X} , while \mathcal{E} are the edges between two vertices. The edge weights are represented as:

$$\mathbf{W}_{ij} = \mathbb{1}_{ij} \exp(-d^2(i, j)/\sigma^2), \quad (2)$$

where $\mathbb{1}$ is an indicator, denote the k -nearest neighbors belongs to x_i as $\mathcal{N}(i, k)$, then $\mathbb{1}_{ij} = 1$, if $j \in \mathcal{N}(i, k)$.

Based on the k -nearest neighbor graph inferred by affinity weight matrix \mathbf{W} , the diffusion-based methods (Zhou et al.,

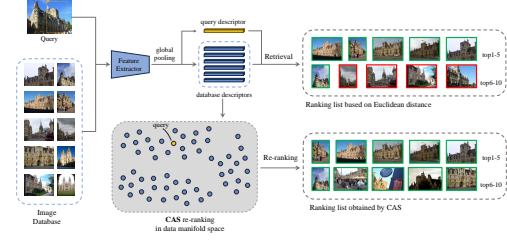


Figure 1. The workflow of Cluster-Aware Similarity Diffusion.

2003b; Iscen et al., 2017; Bai et al., 2017a) propagates the information through the graph \mathcal{G} for inferring a similarity matrix \mathbf{F} . Since the propagation progress is over the whole graph, the obtained similarity matrix \mathbf{F} is susceptible to the negative impacts from outlier and nearby manifolds, which yields bad performance for instance retrieval.

4. Cluster-Aware Similarity Diffusion

Different from existing methods that propagate the similarity through the entire graph, we constrain the diffusion process to the local graph consisting of the individual instance and its neighbors, which can help mitigate the affection from other manifolds. Therefore, we propose a novel Cluster-Aware Similarity (CAS) diffusion to optimize the similarity matrix \mathbf{F} . Especially, an inverse similarity term is introduced in the Bidirectional Similarity Diffusion (BSD) for obtaining a symmetrical and smooth similarity matrix \mathbf{F} with the constraint from the approximated cluster of each instance. Subsequently, the Neighbor-guided Similarity Smooth (NSS) is further proposed to refine the similarity matrix \mathbf{F} by ensuring similarity consistency among the local neighbors of each instance. The workflow is shown in Figure 1, in the following, we will give a detailed introduction to the Bidirectional Similarity Diffusion and Neighbor-guided Similarity Smooth.

4.1. Bidirectional Similarity Diffusion

Bidirectional Similarity Diffusion seeks to perform similarity propagation on the local graph instead of the entire graph, such that the dissemination of misleading information from other noisy samples can be diminished. For each instance, the local graph can be treated as a local cluster \mathcal{C} that includes the instance itself and its similar neighbors, e.g., $\mathcal{C}[i]$ represents the local cluster of the image x_i . The smoothed similarity matrix \mathbf{F} can be optimized by solving the following objective function:

$$\begin{aligned} \min_{\mathbf{F}} \quad & \frac{1}{4} \sum_{k=1}^n \sum_{i, j \in \mathcal{C}[k]} \mathbf{W}_{ij} \left(\frac{\mathbf{F}_{ki}}{\sqrt{D_{ii}}} - \frac{\mathbf{F}_{kj}}{\sqrt{D_{jj}}} \right)^2 \\ & + \mathbf{W}_{ij} \left(\frac{\mathbf{F}_{ik}}{\sqrt{D_{ii}}} - \frac{\mathbf{F}_{jk}}{\sqrt{D_{jj}}} \right)^2 + \mu \|\mathbf{F} - \mathbf{E}\|_F^2, \quad (3) \\ \text{s.t.} \quad & \mathbf{F}_{ij} = 0, \quad j \notin \mathcal{C}[i] \end{aligned}$$

where \mathbf{W} is a symmetric matrix representing the adjacent weights of the nearest neighbor graph. \mathbf{D} is the diagonal matrix with its i -th diagonal element equal to the summation of the i -th row in \mathbf{W} . Matrix \mathbf{E} in the regularization term is positive and semi-definite, which can prevent \mathbf{F} from excessively smooth. While $\mu > 0$ represents the constraint weight. For a triplet of instances x_k, x_i and x_j within the local cluster, the edge weight \mathbf{W}_{ij} is used to regularize the similarity between \mathbf{F}_{ki} and \mathbf{F}_{kj} . Meanwhile, the pair of similarities \mathbf{F}_{ik} and \mathbf{F}_{jk} is also taken into account, such that the smooth strategy is bidirectional, ensuring the symmetric of the obtained similarity matrix \mathbf{F} .

In addition, we incorporate k -reciprocal neighbors (Qin et al., 2011; Zhong et al., 2017) to construct the local cluster \mathcal{C} , which can be viewed as a stricter case of k -nearest neighbors by considering reverse information. This strategy is effective in diminishing the presence of noises within the neighbor set, thereby minimizing their influence during the cluster-aware smoothing process. The definition of k -reciprocal neighbors is formulated as:

$$\mathcal{R}(i, k) = \{j | (j \in \mathcal{N}(i, k)) \wedge (i \in \mathcal{N}(j, k))\}, \quad (4)$$

To avoid ambiguity and reduce the number of parameters, we set the value of k used to construct the local cluster as k_1 . Additionally, the k -reciprocal neighbors of an image x_i can be expanded from $\mathcal{R}(i, k_1)$ to a larger set $\mathcal{R}^*(i, k_1)$ when the number of elements within $\mathcal{R}(i, k_1)$ reaches a certain threshold.

However, it is difficult to directly optimize Eq. (3). We thus simplify the optimization problem as two sub-problems by relaxing the smoothing area and the constraint conditions. Firstly, we aim to solve the optimization problem without considering the cluster constraint with Eq. (5),

$$\begin{aligned} \min_{\mathbf{F}} \frac{1}{4} \sum_{k=1}^n \sum_{i,j=1}^n \mathbf{W}_{ij} \left(\frac{\mathbf{F}_{ki}}{\sqrt{\mathbf{D}_{ii}}} - \frac{\mathbf{F}_{kj}}{\sqrt{\mathbf{D}_{jj}}} \right)^2 \\ + \mathbf{W}_{ij} \left(\frac{\mathbf{F}_{ik}}{\sqrt{\mathbf{D}_{ii}}} - \frac{\mathbf{F}_{jk}}{\sqrt{\mathbf{D}_{jj}}} \right)^2 + \mu \|\mathbf{F} - \mathbf{E}\|_{\mathbf{F}}^2. \end{aligned} \quad (5)$$

Then, we only update the similarity terms for samples belonging to the corresponding cluster \mathcal{C} , which serves as an effective approximation for performing similarity propagation within local clusters. To facilitate the solution of the optimization problem in Eq. (5), we leverage certain graph theory tools to reformulate the objective function as follow¹:

$$J = \text{vec}(\mathbf{F})^T (\mathbb{I} - \bar{\mathbb{S}}) \text{vec}(\mathbf{F}) + \mu \|\text{vec}(\mathbf{F} - \mathbf{E})\|_2^2, \quad (6)$$

where $\mathbb{I} \in \mathbb{R}^{n^2 \times n^2}$ is a diagonal matrix. The normalized matrix of \mathbf{W} is represented as $\mathbf{S} = \mathbf{D}^{-1/2} \mathbf{W} \mathbf{D}^{1/2}$, and $\bar{\mathbb{S}} \in \mathbb{R}^{n^2 \times n^2}$ is a mean Kronecker product calculated by

¹The proof is shown in Appendix A.2

$\bar{\mathbb{S}} = (\mathbf{S} \otimes \mathbf{I} + \mathbf{I} \otimes \mathbf{S})/2$. The term $\text{vec}^{-1}(\cdot)$ denotes the inverse function of $\text{vec}(\cdot)$, which is a vectorization or flattening operation.

The optimization problem in Eq. (6) is convex with the condition that its Hessian matrix is positive definite. The Hessian matrix \mathbf{H} of the objective function is:

$$\mathbf{H} = \nabla_{\text{vec}(\mathbf{F})}^2 J = 2(\mathbb{I} - \bar{\mathbb{S}}) + 2\mu \mathbb{I}. \quad (7)$$

Lemma 4.1. *Let $\mathbf{A} \in \mathbb{R}^{n \times n}$, the spectral radius of \mathbf{A} is denoted as $\rho(\mathbf{A}) = \max\{|\lambda|, \lambda \in \sigma(\mathbf{A})\}$, where $\sigma(\mathbf{A})$ is the spectrum of \mathbf{A} that represents the set of all the eigenvalues. Let $\|\cdot\|$ be a matrix norm on $\mathbb{R}^{n \times n}$, given a square matrix $\mathbf{A} \in \mathbb{R}^{n \times n}$, λ is an arbitrary eigenvalue of \mathbf{A} , then we have $|\lambda| \leq \rho(\mathbf{A}) \leq \|\mathbf{A}\|$.*

Lemma 4.2. *Let $\mathbf{A} \in \mathbb{R}^{m \times m}$, $\mathbf{B} \in \mathbb{R}^{n \times n}$, denote $\{\lambda_i, \mathbf{x}_i\}_{i=1}^m$ and $\{\mu_i, \mathbf{y}_i\}_{i=1}^n$ as the eigen-pairs of \mathbf{A} and \mathbf{B} respectively. The set of mn eigenpairs of $\mathbf{A} \otimes \mathbf{B}$ is given by*

$$\{\lambda_i \mu_j, \mathbf{x}_i \otimes \mathbf{y}_j\}_{i=1, \dots, m, j=1, \dots, n}, \quad (8)$$

Proof of the positive definiteness of the Hessian matrix \mathbf{H} : Consider the matrix $\mathbf{D}^{-1} \mathbf{W}$, since \mathbf{D} is a diagonal matrix with its i -th element the sum of the corresponding i -th row of matrix \mathbf{W} , we can obtain that $\|\mathbf{D}^{-1} \mathbf{W}\|_{\infty} = 1$. According to Lemma 4.1, all the eigenvalues are no larger than 1, i.e., $\rho(\mathbf{D}^{-1} \mathbf{W}) \leq 1$. As for the normalized matrix $\mathbf{S} = \mathbf{D}^{-1/2} \mathbf{W} \mathbf{D}^{-1/2}$ we are concerned about, we can rewrite it as $\mathbf{D}^{1/2} \mathbf{D}^{-1} \mathbf{W} \mathbf{D}^{-1/2}$, which implies that it is similar to the matrix $\mathbf{D}^{-1} \mathbf{W}$. Since two similar matrices share the same eigenvalues, it can be inferred that $\rho(\mathbf{S}) \leq 1$. By applying Lemma 4.2, the spectral radius of the mean Kronecker product $\bar{\mathbb{S}} = \mathbf{S} \otimes \mathbf{I} + \mathbf{I} \otimes \mathbf{S}$ is not exceeding 1, i.e., $\rho(\bar{\mathbb{S}}) \leq 1$. Since the constraint weight $\mu > 0$, we can conclude that the Hessian matrix of Eq. (7) is positive definite.

Therefore, the optimization problem in Eq. (6) is convex, and we can obtain the optimal solution by taking the partial derivative of $\text{vec}(\mathbf{F})$, that is:

$$\nabla_{\text{vec}(\mathbf{F})} J = 2(\mathbb{I} - \bar{\mathbb{S}}) \text{vec}(\mathbf{F}) + 2\mu (\text{vec}(\mathbf{F} - \mathbf{E})). \quad (9)$$

By setting the value of Eq. (9) to zero, the closed form solution \mathbf{F}^* can be obtained by Eq. (10),

$$\mathbf{F}^* = (1 - \alpha) \text{vec}^{-1}((\mathbb{I} - \alpha \bar{\mathbb{S}})^{-1} \text{vec}(\mathbf{E})). \quad (10)$$

Here we substitute the hyper-parameter μ with $\alpha = \frac{1}{1+\mu}$ to simplify the expression, and a more general case is discussed in Appendix A.2 when \mathbf{W} is not symmetric. Moreover, the optimum solution to the slack optimization can also be derived by solving the following Lyapunov equation:

$$(\mathbf{I} - \alpha \mathbf{S}) \mathbf{F} + \mathbf{F} (\mathbf{I} - \alpha \mathbf{S}) = 2(1 - \alpha) \mathbf{E}. \quad (11)$$

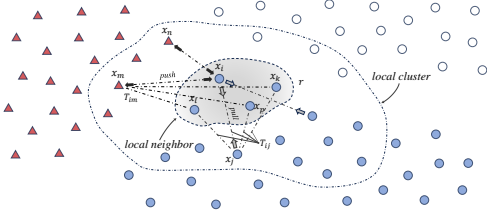


Figure 2. Explanation of the Neighbor-guided Similarity Smooth strategy. For an instance x_i , the average similarity T_{ij} from x_j to its local neighbor is used to constrain the similarity F_{ij} . Which can help suppress the influence of instances from different manifolds.

By taking the graph $\mathcal{G} = \{\mathcal{V}, \mathcal{E}\}$ as a progressively stable linear system defined by $\dot{z} = (\alpha\mathbf{S} - \mathbf{I})z$, with z representing the status of each vertex, a Lyapunov energy induced by \mathbf{F} of the linear system can be solved, where \mathbf{F} contains the manifold distance information instinctively. Since it is infeasible to directly solve the closed-form of Eq. (10) in terms of time complexity, we can adopt an iterative approach² to gradually converge towards the solution, making the computational process more feasible and efficient,

$$\mathbf{F}^{(t+1)} = \frac{1}{2}\alpha(\mathbf{F}^{(t)}\mathbf{S}^\top + \mathbf{S}\mathbf{F}^{(t)}) + (1 - \alpha)\mathbf{E}. \quad (12)$$

As proved in Appendix A.3, $\mathbf{F}^{(t)}$ will converge to the closed-form solution, allowing us to numerically solve the optimization problem. After obtaining the relaxed similarity matrix \mathbf{F}^* , we selectively preserve similarity between each point and its local cluster \mathcal{C} , following the constraint conditions. Taking an instance x_i for example, only the terms corresponding to the local cluster $\mathcal{C}[i]$ are assigned with similarity solved by Eq.(10) to obtain the cluster-aware smoothed similarity matrix \mathbf{F} . Subsequently, an l_1 -normalization operation is applied to each row to obtain the final smoothed similarity matrix.

4.2. Neighbor-guided Similarity Smooth

Local neighbors can provide a more precise estimation of inter-class relationships compared with individual points. Therefore, we aim to leverage the heuristic information from the local neighbor set ξ to further enhance the smoothness of the similarity matrix by constraining the similarity consistency from instance to local neighbors, and then adjusting it to fit the global retrieval task.

Based on the above issue, the Neighbor-guided Similarity Smooth (NSS) is proposed to initially refine the obtained similarity matrix \mathbf{F} into a neighbor consistent matrix $\hat{\mathbf{F}}$. Subsequently, by leveraging $\hat{\mathbf{F}}$, an enhanced representation $\tilde{\mathbf{F}}$ is obtained, finally, $\tilde{\mathbf{F}}$ is extended to the entire graph to

²Algorithm 1 introduces a more efficient iteration with a higher convergence rate.

generate \mathbf{F}' , thereby accommodating global retrieval tasks. As shown in Figure 2, for an instance x_i , its local neighbors $\xi[i]$ obtained by $\mathcal{R}(i, k_2)$ are indicated by shades, *i.e.*, $k_2 < k_1$. The objective is to jointly optimize the similarity from x_i to other images by constraining the local neighbor consistency. Specifically, the optimized similarity between x_i and x_j should be consistent with the factor T_{ij}/r , which is a normalized value that measures the proximity from an image x_j to the neighbors of x_i . In this case, we define T_{ij} as the average similarities from image x_j to the local neighbors for image x_i . Additionally, the average similarity between pairwise instances within the local neighborhood ξ is defined as r to represent the reliability of local neighbors. Since a larger r implies a higher likelihood that neighbors belong to the same cluster, here we use r^2 to constrain the adjustment. By considering the above issue, the optimization objective can be formulated as:

$$\begin{aligned} & \text{minimize} && \frac{1}{2}r^2\|\hat{\mathbf{F}}_i - \frac{\mathbf{T}_i}{r} \circ \mathbf{F}_i\|_2^2 + \beta\|\hat{\mathbf{F}}_i - \mathbf{F}_i\|_2^2, \\ & \text{subject to} && \hat{\mathbf{F}}_{ij} \geq 0, \quad j \in \mathcal{C}[i] \\ & && \hat{\mathbf{F}}_{ij} = 0, \quad j = 1, 2, \dots, |\mathcal{X}|/\mathcal{C}[i] \\ & && \|\hat{\mathbf{F}}_i\|_1 = \|\mathbf{F}_i\|_1 \end{aligned} \quad (13)$$

where symbol \circ denotes that two vectors are multiplied by the corresponding element. \mathcal{C} is the local cluster set that we used to constrain the similarity connections as introduced in Section 4.1. The regularization term weighted by β can constrain the value of $\hat{\mathbf{F}}_i$ from deviating too much from the initial value \mathbf{F} , we set β with a low value to achieve better numerical stability. Moreover, here we truncate the vector \mathbf{T}_i to ensure that all its values are no larger than r .

The Lagrange function $\mathcal{L}(\hat{\mathbf{F}}_i, \lambda, \nu)$ corresponding to the primal constrained optimization problem Eq. (13) is formulated as below,

$$\begin{aligned} \mathcal{L}(\hat{\mathbf{F}}_i, \lambda, \nu) = & \frac{1}{2}r^2\|\hat{\mathbf{F}}_i - \frac{\mathbf{T}_i}{r} \circ \mathbf{F}_i\|_2^2 + \beta\|\hat{\mathbf{F}}_i - \mathbf{F}_i\|_2^2 \\ & - \sum_{j=1}^n \lambda_j \hat{\mathbf{F}}_{ij} + \nu \left(\sum_{j=1}^n \hat{\mathbf{F}}_{ij} - \sum_{j=1}^n \mathbf{F}_{ij} \right). \end{aligned} \quad (14)$$

The optimal solution can be obtained by solving the KKT conditions as proved in Appendix B. Consequently, the neighbor-guided smoothed similarity $\hat{\mathbf{F}}$ can then be obtained by applying the following smooth strategy:

$$\hat{\mathbf{F}}_{ij} = \frac{r\mathbf{T}_{ij} + 2\beta}{r^2 + 2\beta} \mathbf{F}_{ij} + \frac{r^2\|\mathbf{F}_i\|_1 - r\mathbf{T}_i^\top \mathbf{F}_i}{|\mathcal{C}[i]|(r^2 + 2\beta)}, \quad j \in \mathcal{C}[i] \quad (15)$$

Apart from increasing consistency, local neighbors can provide guidance for similarity refinement in other ways. Primarily, the role of local neighbors can be emphasized in the diffusion process by assigning higher weights to the edges

Table 1. Evaluation of the Performance on ROxf, RPar, ROxf+1M, RPar+1M. Using R-GeM (Radenović et al., 2019) as the baseline.

Method	Medium				Hard			
	ROxf	ROxf+1M	RPar	RPar+1M	ROxf	ROxf+1M	RPar	RPar+1M
R-GeM (Radenović et al., 2019)	67.3	49.5	80.6	57.4	44.2	25.7	61.5	29.8
AQE (Chum et al., 2007)	72.3	56.7	82.7	61.7	48.9	30.0	65.0	35.9
α QE (Radenović et al., 2019)	69.7	53.1	86.5	65.3	44.8	26.5	71.0	40.2
DQE (Arandjelović & Zisserman, 2012)	70.3	56.7	85.9	66.9	45.9	30.8	69.9	43.2
AQEwD (Gordo et al., 2017)	72.2	56.6	83.2	62.5	48.8	29.8	65.8	36.6
LAttQE (Gordo et al., 2020)	73.4	58.3	86.3	67.3	49.6	31.0	70.6	42.4
ADBA+AQE	72.9	52.4	84.3	59.6	53.5	25.9	68.1	30.4
α DBA+ α QE	71.2	55.1	87.5	68.4	50.4	31.7	73.7	45.9
DDBA+DQE	69.2	52.6	85.4	66.6	50.2	29.2	70.1	42.4
ADBAwD+AQEwD	74.1	56.2	84.5	61.5	54.5	31.1	68.6	33.7
LAttDBA+LAttQE	74.0	60.0	87.8	70.5	54.1	36.3	74.1	48.3
kNN (Shen et al., 2012)	71.3	54.7	83.8	63.2	49.1	29.2	66.4	36.7
DFS (Iscen et al., 2017)	72.9	59.4	89.7	74.0	50.1	34.9	80.4	56.9
FSR (Iscen et al., 2018)	72.7	59.6	89.6	73.9	49.6	34.8	80.2	56.7
RDP (Bai et al., 2019a)	75.2	55.0	89.7	70.0	58.8	33.9	77.9	48.0
EIR (Yang et al., 2019)	74.9	61.6	89.7	73.7	52.1	36.9	79.8	56.1
GSS (Liu et al., 2019)	78.0	61.5	88.9	71.8	60.9	38.4	76.5	50.1
EGT (Chang et al., 2019)	74.7	60.1	87.9	72.6	51.1	36.2	76.6	51.3
SSR (Shen et al., 2021)	74.2	54.6	82.5	60.0	53.2	29.3	65.6	35.0
CSA (Ouyang et al., 2021)	78.2	61.5	88.2	71.6	59.1	38.2	75.3	51.0
SG (Shao et al., 2023)	71.4	53.9	83.6	61.5	49.5	28.8	67.6	35.8
CAS	80.7	61.6	91.0	75.5	64.8	39.1	80.7	59.7

correlated with ξ when constructing the nearest neighbor graph. Formally, the entry $\mathbb{1}_{ij}$ of the indicator turns into κ if $j \in \xi[i]$, where κ is the importance weight.

Since the instances among the same local neighbors have a high probability of belonging to the same class, we aim to aggregate the similarity within the neighborhood ξ to get a neighbor-enhanced representation $\tilde{\mathbf{F}}$. This is achieved through a weighted average of the similarity matrix, where neighbors from $\mathcal{N}(i, k_2)$ are also taken into account,

$$\tilde{\mathbf{F}}_i = (\kappa \sum_{j \in \xi[i]} \hat{\mathbf{F}}_j / |\xi| + \sum_{j \in \mathcal{N}(i, k_2)} \hat{\mathbf{F}}_j / k_2) / (\kappa + 1). \quad (16)$$

The obtained similarity $\tilde{\mathbf{F}}$ can be considered as the optimal representation of the data manifold within the local cluster. To align with the global ranking task, we conduct a comprehensive propagation of similarity information to obtain \mathbf{F}' with the transition matrix calculated by $\mathbf{P} = \tilde{\mathbf{F}}^\top \tilde{\mathbf{F}}$. Sparse operations can be employed to handle the transition matrix, thereby further diminishing the impact of outliers, the final similarity matrix is given by:

$$\mathbf{F}'_i = \sum_j \mathbf{P}_{ij} \tilde{\mathbf{F}}_j. \quad (17)$$

4.3. Inference

After that, the optimized similarity matrix \mathbf{F}' denotes the similarity among samples that can be used for retrieval.

Formally, we jointly consider the Euclidean distance $d(i, j)$ and modified distance $d'(i, j)$ inferred by similarity matrix \mathbf{F}' to maintain the crucial neighborhood information in Euclidean space, the final distance is represented as:

$$d^*(i, j) = (1 - \omega)d'(i, j) + \omega d(i, j), \quad (18)$$

where ω is the balance weight, and the Euclidean distance term can be replaced with diffusion-based distance to further enhance the robustness. Since the similarity matrix \mathbf{F}' represents the transition probability within the diffusion process, intuitively, we apply the Jensen-Shannon divergence³ to compute the modified distance $d'(i, j)$,

$$d'(i, j) = \frac{1}{2} \left(\sum_{k=1}^n \mathbf{F}'_{ik} \log \left(\frac{2\mathbf{F}'_{ik}}{\mathbf{F}'_{ik} + \mathbf{F}'_{jk}} \right) + \mathbf{F}'_{jk} \log \left(\frac{2\mathbf{F}'_{jk}}{\mathbf{F}'_{ik} + \mathbf{F}'_{jk}} \right) \right). \quad (19)$$

5. Experiment

5.1. Experiment Setup

Datasets: We conduct experiments on instance retrieval and object re-identification (ReID) tasks to verify the effectiveness of our proposed method. For instance retrieval, the widely known Oxford5k (Philbin et al., 2007) and Paris6k (Philbin et al., 2008) datasets are being revisited by (Radenović et al., 2018), referred to as Revisited Oxford5k (ROxf) and Revisited Paris6k (RPar), respectively. Moreover, a col-

³The variants of the formula is discussed in Appendix C

Table 2. Evaluate the performance on ReID tasks, the backbone is trained on a sub-dataset (150 identities) of Market1501.

Method	BoT		OSNet		AGW		MGN		AdaSP		ABD-Net		TransReID		CLIP-ReID	
	mAP	mINP	mAP	mINP	mAP	mINP	mAP	mINP	mAP	mINP	mAP	mINP	mAP	mINP	mAP	mINP
Baseline	54.1	18.1	57.5	19.3	57.9	21.5	65.9	26.0	60.3	23.2	64.0	26.7	72.0	39.3	63.2	25.9
kNN	60.9	25.4	63.8	26.9	64.5	29.5	72.9	35.4	66.3	32.8	70.6	37.3	77.1	48.7	70.2	37.3
AQE	69.9	44.1	71.0	44.1	71.9	47.5	81.4	60.9	73.4	48.6	77.0	56.9	81.3	64.2	77.8	58.1
α QE	69.2	41.2	69.9	42.7	71.4	44.8	80.4	55.2	73.7	47.9	74.5	51.9	79.8	61.1	77.7	57.9
AQEwD	69.5	43.0	70.9	42.9	71.8	46.5	80.9	59.0	73.5	47.6	77.5	54.9	81.5	63.0	77.3	56.0
RDP	72.1	50.4	74.3	50.0	75.6	55.8	84.0	67.7	76.7	54.8	80.2	62.5	84.5	70.5	80.1	62.8
SCA	73.6	54.0	74.4	51.5	76.3	57.6	84.5	69.8	77.1	56.6	80.9	64.6	84.1	71.1	81.0	65.2
k -recip	74.9	55.2	76.0	53.8	77.4	58.7	85.3	69.0	78.3	58.3	81.8	64.7	85.4	71.6	81.9	65.1
ECN	74.6	54.2	75.5	52.0	77.0	58.1	85.1	70.1	78.3	57.3	81.8	65.4	85.0	71.7	81.6	65.6
CAS	78.1	61.3	79.6	60.6	80.1	64.7	87.5	76.1	81.3	64.0	84.2	70.7	87.3	76.9	84.4	71.0

lection of 1 million distractor images are added to form large scale ROxf+1M and RPar+1M datasets. We also evaluate our method on object ReID datasets, including Market1501 (Zheng et al., 2015) and CUHK03 (Li et al., 2014).

Evaluation Metrics: The mean Average Precision (mAP) metric is used for measuring the performance of instance retrieval, and the assessment includes reporting results for Easy (E), Medium (M), and Hard (H) protocols on the ROxf and RPar datasets, respectively. For object ReID, we also consider Rank1 (CMC@1) and mean Inverse Negative Penalty (mINP) (Ye et al., 2022).

Feature Extraction: For instance retrieval, maximum activation of convolutions (MAC), regional maximum activation of convolutions (R-MAC) (Tolias et al., 2016), and Generalized-Mean (R-GeM) (Radenović et al., 2019) are used to extract image descriptors. For object ReID, some representative methods, such as BoT (Luo et al., 2019), MGN (Wang et al., 2018), AGW (Ye et al., 2022), AdaSP (Zhou et al., 2023), SpCL (Ge et al., 2020), ISE (Zhang et al., 2022), OSNet (Zhou et al., 2022), ABDNet (Chen et al., 2019), TransReID (He et al., 2021), CLIP-ReID (Li et al., 2023) are used to extract the person descriptions. By using a different number of identities to train the ReID model, we can construct various levels of retrieval baselines, enabling evaluation of performance in more challenging scenarios.

5.2. Comparison with existing methods

Comparison of Instance Retrieval. We first compare the proposed method with existing instance retrieval methods on ROxf and RPar, and summarize the results in Table 1, Table 3 and Table 4. The compared methods consist of query expansion methods with and without database-side augmentation (DBA), including AQE, α QE, DQE, AQEwD, SG and LAttQE; diffusion-based methods including DFS, FSR, RDP, and EIR; and the graph or attention learning-based methods including GSS, EGT, SSR and CSA. From those tables, we can observe that our proposed method exhibits superior performance against others with global descrip-

Table 3. Image retrieval performance based on MAC descriptor summarized by (Tolias et al., 2016).

Method	Easy		Medium		Hard	
	ROxf	RPar	ROxf	RPar	ROxf	RPar
MAC	47.2	69.7	34.6	55.7	14.3	32.6
AQE	54.4	80.9	40.6	67.0	17.1	45.2
α QE	50.3	77.8	37.1	64.4	16.3	43.0
DQE	50.1	78.1	37.8	66.5	16.0	45.7
kNN	56.6	79.7	41.6	66.5	17.4	44.5
AQEwD	52.8	79.6	39.7	65.0	17.3	42.9
DFS	54.6	83.8	40.6	74.0	18.8	58.1
FSR	54.4	83.9	40.4	73.5	18.4	57.5
EIR	57.9	86.9	44.2	76.8	22.2	60.5
RDP	59.0	85.2	45.3	76.3	21.4	58.9
GSS	60.0	87.5	45.4	76.7	22.8	59.7
CAS	68.6	90.1	52.9	82.3	30.4	68.1

Table 4. Image retrieval performance based on R-MAC descriptor proposed in (Tolias et al., 2016).

Method	Easy		Medium		Hard	
	ROxf	RPar	ROxf	RPar	ROxf	RPar
R-MAC	61.2	79.3	40.2	63.8	10.1	38.2
AQE	69.4	85.7	47.8	71.1	15.9	47.9
α QE	64.9	84.7	42.8	70.8	11.4	47.8
DQE	65.5	84.9	45.3	71.9	15.5	49.1
kNN	70.6	84.6	48.9	70.2	16.0	46.1
AQEwD	70.5	85.9	48.7	70.7	15.3	46.9
DFS	70.0	87.5	51.8	78.8	20.3	63.5
FSR	69.7	87.3	51.4	78.1	20.1	62.6
EIR	68.0	89.4	50.8	78.7	21.7	63.3
RDP	73.7	88.8	54.3	79.6	22.2	61.3
GSS	75.0	89.9	54.7	78.5	24.4	60.5
CAS	82.6	90.0	62.5	82.5	34.1	67.4

tors extracted by MAC, R-MAC and R-GeM. Among all existing methods, the diffusion-based methods are the most related to ours, and the proposed CAS obtains an obvious improvement over those diffusion-base methods, e.g., CAS achieves the mAP of 62.5% and 34.1% test with R-MAC descriptors on the medium protocol of ROxf, compare to the top-performing diffusion model, our approach delivers an improvement of 7.8% and 11.9% in mAP. As for the ROxf+1M and RPar+1M, we first perform the Euclidean search over the whole dataset, then fine arranged the top 5,000 images within each retrieval. The superior performance demonstrates the effectiveness of our proposed CAS and its potential in re-ranking large datasets.

Table 5. Effectiveness of Bidirectional Similarity Diffusion.

Method	ROxf(M)			ROxf(H)		
	MAC	R-MAC	R-GeM	MAC	R-MAC	R-GeM
Baseline	34.6	40.2	67.3	14.3	10.5	44.2
OSM+ k -nn	51.8	60.4	78.4	28.3	29.8	60.6
SSM+ k -nn	51.8	61.6	79.1	28.6	31.0	62.2
BSD+ k -nn	52.6	62.4	79.3	29.8	33.7	62.4
OSM+ k -recip	52.2	61.1	80.1	28.4	30.1	63.7
SSM+ k -recip	52.2	61.6	80.2	28.8	31.3	63.9
BSD+ k -recip	52.9	62.5	80.7	30.4	34.1	64.8

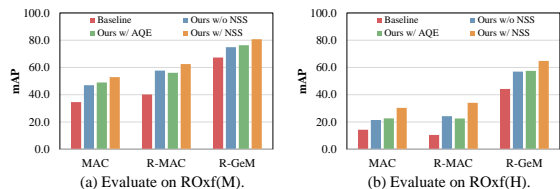


Figure 3. Effectiveness of Neighbor-guided Similarity Smooth.

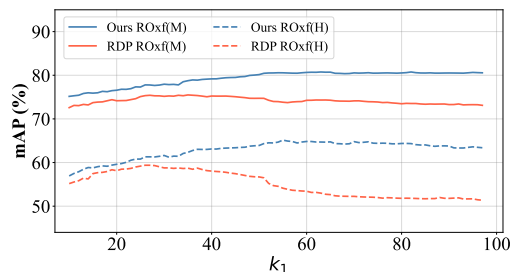
Comparison of Object ReID. Object ReID is a special instance retrieval task that focuses on matching the person images captured by different camera views. Compared to the general instance retrieval, the person has a small inter-class and large intra-class variance, leading object ReID is more challenging than the general instance retrieval. We thus conduct the proposed CAS as a re-ranking method for instance ReID to verify its effectiveness and generalization. As shown in Table 2, the proposed CAS obtains a higher performance than existing re-ranking methods on all eight ReID backbones. More comparisons of different models trained with Market1501 and CUHK03 datasets are shown in Appendix D.

5.3. Ablation Study

Effectiveness of Bidirectional Similarity Diffusion. As listed in Table 5, we perform several ablation studies to prove the effectiveness of our proposed Bidirectional Similarity Diffusion (BSD) strategy. BSD comprises two crucial components, the bidirectional smooth strategy and the approximation of the local cluster. To demonstrate the effectiveness of the bidirectional smooth strategy, we compare the proposed BSD with two existing types of similarity matrices: the original similarity matrix (OSM) in Euclidean space, and the similarity smoothed matrix (SSM) obtained by (Bai et al., 2019a). As shown in Table 5, the proposed BSD obtains a higher performance than OSM and SSM on both cluster generation methods such as k -nn and k -recip over three types of extractors (MAC/R-MAC/R-GeM). For instance, in the case of k -reciprocal neighbors, BSD achieves an average performance of 62.5%/34.1%, showcasing improvements of 1.4%/2.0% and 0.9%/2.8% over OSM and SSM, respectively. The superior performance verifies the effectiveness and rationality of Bidirectional Similarity Diffusion.

Table 6. Effectiveness of the proposed distance measure.

Method	ROxf(M)			ROxf(H)		
	MAC	R-MAC	R-GeM	MAC	R-MAC	R-GeM
Baseline	50.6	59.7	73.2	27.8	31.1	54.4
Euclidean	44.6	52.0	71.7	24.0	21.9	51.4
Cosine	52.7	62.2	78.3	29.1	31.3	61.7
Jaccard	52.1	61.6	79.3	29.5	31.4	62.3
JS Divergence	52.9	62.5	80.7	30.4	34.1	64.8

Figure 4. Effect of parameter k_1 , here we plot the sensitivity of a diffusion-based method to its hyper-parameter on the same graph.

Effectiveness of Neighbor-guided Similarity Smooth. Moreover, we conduct the comparison to evaluate the effectiveness of our proposed Neighbor-guided Similarity Smooth strategy. As depicted in Figure 3, when not taking NSS into account ('w/o NSS'), our method obtains a noticeable improvement over the baseline, which further substantiates the superiority of the Bidirectional Similarity Diffusion. However, when compared with our full method accounting for Neighbor-guided Similarity Smooth ('w/ NSS'), there is a significant performance gap, e.g., the average performance gap is 5.5% in ROxf(M) and 8.8% in ROxf(H). In addition, we draw on the idea from query expansion to fuse the similarity matrix from k -nearest neighbors, we then replace it with our NSS ('w/ AQE') to evaluate its performance. The results from Figure 3 indicate that this substitution only yields limited improvement to the baseline compared with our proposed method. In this way, we validate the effectiveness of our proposed Neighbor-guided Similarity Smooth.

Effectiveness of Shannon divergence. In Eq.(19), the Shannon divergence is used to compute the pairwise distance after obtaining the optimized similarity matrix F' . To verify the rationality of Shannon divergence, we also conduct the comparison by replacing Eq.(19) with Cosine, Euclidean, and Jaccard distance, as well as directly using the similarity matrix F' for retrieval (Baseline).

Time complexity. Denote the dimension of image descriptors as d , and the total number of re-ranking candidates as n . The overall time complexity of our proposed CAS is $\mathcal{O}(n^3)$, which is comparable to other diffusion-based methods. Moreover, since our BSD module is highly optimized and can be parallel executed on GPU, although the time complexity is on the same level, our method still outperforms others. It is also noteworthy that, unlike learning-based methods such as GSS and SSR, our approach does not re-

Table 7. Analysis of time complexity.

Method	Time Complexity	Re-ranking Latency (ms)
α QE	$\mathcal{O}(n^2d)$	121
k -recip	$\mathcal{O}(n^3)$	8,524
DFS	$\mathcal{O}(n^3)$	1,857
RDP	$\mathcal{O}(n^3)$	6,018
GSS	-	> 5 min
CAS	$\mathcal{O}(n^3)$	1,278

Table 8. Effect of parameter k_2 .

k_2	1	2	3	4	5	6	7	8	9	10
ROxf(M)	78.14	78.81	79.7	80.8	80.8	80.7	80.5	79.2	78.3	78.0
ROxf(H)	61.27	62.44	64.0	65.6	65.3	64.8	64.9	62.7	61.2	61.2

quire training a graph neural network. Consequently, compared to their training time of several minutes, our method only requires 1,278ms to re-rank the ROxford dataset. The re-ranking latency is tested with one single RTX 3090.

Effect of k_1 and k_2 . The hyper-parameters k_1 and k_2 are used to approximate the local cluster \mathcal{C} and neighbor set ξ , respectively. As shown in Figure 4, setting the hyper-parameter of the traditional diffusion-based method as k_1 , our approach exhibits its robustness in comparison. The further analysis of k_2 is shown in Table 8. We can observe that a balanced selection of k_2 yields optimal results. This is because neighbor set ξ obtained through an appropriate k_2 can include a higher quantity and proportion of correct samples, which is crucial for adjustment.

Effect of ω . In Eq. (18), the hyper-parameter ω is treated as a balance weight to fuse the original Euclidean distance and the Jensen-Shannon divergence. As shown in Table 9, the optimal result is attained when ω is set to 0.2 and 0.3. This achievement is attributed to our incorporation of the original distance, thereby improving the robustness of the retrieval process.

6. Conclusion

The existing diffusion-based method suffers from the influence affected by nearby manifolds, which restricts its performance. To address this issue, we propose a novel Cluster-Aware Similarity (CAS) diffusion method for instance retrieval. CAS confines diffusion within a local cluster and utilizes a neighbor set to refine the obtained similarity matrix. Extensive evaluation of several benchmarks demonstrates the effectiveness of the proposed CAS in boosting the retrieval performance, indicating that CAS can effectively suppress the negative impacts from neighboring manifolds in the diffusion process.

Nevertheless, there is still room for improvement in providing a more accurate estimation of the local cluster. In the future, we aim to explore a more effective method for local cluster diffusion and enable the model to autonomously adjust its hyper-parameters.

Table 9. Effect of parameter ω .

ω	0.01	0.05	0.1	0.2	0.3	0.4	0.5	0.6	0.7	0.8
ROxf(M)	79.1	80.0	80.5	80.7	80.7	80.5	80.1	79.4	78.4	76.5
ROxf(H)	64.2	64.6	65.2	65.3	64.8	63.9	63.0	61.8	60.4	58.0

Acknowledgements

This work was supported by National Science and Technology Major Project (2021ZD0112202), National Natural Science Foundation of China (62376268, U23A20387, 62036012, U21B2044, 62376196), and Beijing Natural Science Foundation (4222039).

Impact Statement

This paper presents work whose goal is to advance the field of Machine Learning. There are many potential societal consequences of our work, none of which we feel must be specifically highlighted here.

References

- Arandjelović, R. and Zisserman, A. Three things everyone should know to improve object retrieval. In *Proceedings of the IEEE Conference on Computer Vision and Pattern Recognition (CVPR)*, 2012.
- Bai, S. and Bai, X. Sparse contextual activation for efficient visual re-ranking. *IEEE Transactions on Image Processing*, 25(3):1056–1069, 2016.
- Bai, S., Bai, X., Tian, Q., and Latecki, L. J. Regularized diffusion process for visual retrieval. In *Proceedings of the AAAI Conference on Artificial Intelligence*, 2017a.
- Bai, S., Zhou, Z., Wang, J., Bai, X., Latecki, L. J., and Tian, Q. Ensemble diffusion for retrieval. In *Proceedings of the IEEE International Conference on Computer Vision (ICCV)*, 2017b.
- Bai, S., Bai, X., Tian, Q., and Latecki, L. J. Regularized diffusion process on bidirectional context for object retrieval. *IEEE Transactions on Pattern Analysis and Machine Intelligence*, 41(5):1213–1226, 2019a.
- Bai, S., Tang, P., Torr, P. H., and Latecki, L. J. Re-ranking via metric fusion for object retrieval and person re-identification. In *Proceedings of the IEEE/CVF Conference on Computer Vision and Pattern Recognition (CVPR)*, 2019b.
- Bai, S., Zhou, Z., Wang, J., Bai, X., Latecki, L. J., and Tian, Q. Automatic ensemble diffusion for 3d shape and image retrieval. *IEEE Transactions on Image Processing*, 28(1): 88–101, 2019c.
- Chang, C., Yu, G., Liu, C., and Volkovs, M. Explore-exploit graph traversal for image retrieval. In *Proceedings of the*

- IEEE/CVF Conference on Computer Vision and Pattern Recognition (CVPR)*, 2019.
- Chen, T., Ding, S., Xie, J., Yuan, Y., Chen, W., Yang, Y., Ren, Z., and Wang, Z. Abd-net: Attentive but diverse person re-identification. In *Proceedings of the IEEE/CVF International Conference on Computer Vision (ICCV)*, 2019.
- Chum, O., Philbin, J., Sivic, J., Isard, M., and Zisserman, A. Total recall: Automatic query expansion with a generative feature model for object retrieval. In *Proceedings of the IEEE International Conference on Computer Vision (ICCV)*, 2007.
- Donoser, M. and Bischof, H. Diffusion processes for retrieval revisited. In *Proceedings of the IEEE Conference on Computer Vision and Pattern Recognition (CVPR)*, 2013.
- Gao, Z., Xue, J., Zhou, W., Pang, S., and Tian, Q. Democratic diffusion aggregation for image retrieval. *IEEE Transactions on Multimedia*, 18(8):1661–1674, 2016.
- Gasteiger, J., Bojchevski, A., and Günnemann, S. Predict then propagate: Graph neural networks meet personalized pagerank. In *International Conference on Learning Representations (ICLR)*, 2018.
- Ge, Y., Zhu, F., Chen, D., Zhao, R., and Li, h. Self-paced contrastive learning with hybrid memory for domain adaptive object re-id. In *Advances in Neural Information Processing Systems*, 2020.
- Gordo, A., Almazan, J., Revaud, J., and Larlus, D. End-to-end learning of deep visual representations for image retrieval. *International Journal of Computer Vision*, 124(2):237–254, 2017.
- Gordo, A., Radenovic, F., and Berg, T. Attention-based query expansion learning. In *European Conference on Computer Vision (ECCV)*, 2020.
- He, S., Luo, H., Wang, P., Wang, F., Li, H., and Jiang, W. Transreid: Transformer-based object re-identification. In *Proceedings of the IEEE/CVF International Conference on Computer Vision (ICCV)*, October 2021.
- Iscen, A., Tolias, G., Avrithis, Y., Furon, T., and Chum, O. Efficient diffusion on region manifolds: Recovering small objects with compact cnn representations. In *Proceedings of the IEEE Conference on Computer Vision and Pattern Recognition (CVPR)*, 2017.
- Iscen, A., Avrithis, Y., Tolias, G., Furon, T., and Chum, O. Fast spectral ranking for similarity search. In *Proceedings of the IEEE Conference on Computer Vision and Pattern Recognition (CVPR)*, 2018.
- Jing, Y. and Baluja, S. Visualrank: Applying pagerank to large-scale image search. *IEEE Transactions on Pattern Analysis and Machine Intelligence*, 30(11):1877–1890, 2008.
- Jégou, H., Harzallah, H., and Schmid, C. A contextual dissimilarity measure for accurate and efficient image search. In *Proceedings of the IEEE Conference on Computer Vision and Pattern Recognition (CVPR)*, 2007.
- Jégou, H., Perronnin, F., Douze, M., Sánchez, J., Pérez, P., and Schmid, C. Aggregating local image descriptors into compact codes. *IEEE Transactions on Pattern Analysis and Machine Intelligence*, 34(9):1704–1716, 2012.
- Kim, S., Kim, D., Cho, M., and Kwak, S. Self-taught metric learning without labels. In *Proceedings of the IEEE/CVF Conference on Computer Vision and Pattern Recognition (CVPR)*, 2022.
- Kipf, T. N. and Welling, M. Semi-supervised classification with graph convolutional networks. In *International Conference on Learning Representations (ICLR)*, 2016.
- Lee, S., Seong, H., Lee, S., and Kim, E. Correlation verification for image retrieval. In *Proceedings of the IEEE/CVF Conference on Computer Vision and Pattern Recognition (CVPR)*, 2022.
- Lee, S., Lee, S., Seong, H., and Kim, E. Revisiting self-similarity: Structural embedding for image retrieval. In *Proceedings of the IEEE/CVF Conference on Computer Vision and Pattern Recognition (CVPR)*, 2023.
- Li, S., Sun, L., and Li, Q. Clip-reid: Exploiting vision-language model for image re-identification without concrete text labels. *Proceedings of the AAAI Conference on Artificial Intelligence*, 2023.
- Li, W., Zhao, R., Xiao, T., and Wang, X. Deepreid: Deep filter pairing neural network for person re-identification. In *Proceedings of the IEEE Conference on Computer Vision and Pattern Recognition (CVPR)*, 2014.
- Liu, C., Yu, G., Volkovs, M., Chang, C., Rai, H., Ma, J., and Gorti, S. K. Guided similarity separation for image retrieval. In *Advances in Neural Information Processing Systems*, 2019.
- Lowe, D. G. Distinctive image features from scale-invariant keypoints. *International Journal of Computer Vision*, 60:91–110, 2004.
- Luo, H., Gu, Y., Liao, X., Lai, S., and Jiang, W. Bag of tricks and a strong baseline for deep person re-identification. In *Proceedings of the IEEE/CVF Conference on Computer Vision and Pattern Recognition (CVPR) Workshops*, 2019.

- Ouyang, J., Wu, H., Wang, M., Zhou, W., and Li, H. Contextual similarity aggregation with self-attention for visual re-ranking. In *Advances in Neural Information Processing Systems*, 2021.
- Pang, S., Ma, J., Xue, J., Zhu, J., and Ordonez, V. Deep feature aggregation and image re-ranking with heat diffusion for image retrieval. *IEEE Transactions on Multimedia*, 21(6):1513–1523, 2019.
- Philbin, J., Chum, O., Isard, M., Sivic, J., and Zisserman, A. Object retrieval with large vocabularies and fast spatial matching. In *Proceedings of the IEEE Conference on Computer Vision and Pattern Recognition (CVPR)*, 2007.
- Philbin, J., Chum, O., Isard, M., Sivic, J., and Zisserman, A. Lost in quantization: Improving particular object retrieval in large scale image databases. In *Proceedings of the IEEE Conference on Computer Vision and Pattern Recognition (CVPR)*, 2008.
- Prokopchik, K., Benson, A. R., and Tudisco, F. Nonlinear feature diffusion on hypergraphs. In *Proceedings of the International Conference on Machine Learning*. PMLR, 2022.
- Qin, D., Gammeter, S., Bossard, L., Quack, T., and van Gool, L. Hello neighbor: Accurate object retrieval with k-reciprocal nearest neighbors. In *Proceedings of the IEEE Conference on Computer Vision and Pattern Recognition (CVPR)*, 2011.
- Radenović, F., Iscen, A., Tolias, G., Avrithis, Y., and Chum, O. Revisiting oxford and paris: Large-scale image retrieval benchmarking. In *Proceedings of the IEEE Conference on Computer Vision and Pattern Recognition (CVPR)*, 2018.
- Radenović, F., Tolias, G., and Chum, O. Fine-tuning cnn image retrieval with no human annotation. *IEEE Transactions on Pattern Analysis and Machine Intelligence*, 41(7):1655–1668, 2019.
- Radford, A., Kim, J. W., Hallacy, C., Ramesh, A., Goh, G., Agarwal, S., Sastry, G., Askell, A., Mishkin, P., Clark, J., Krueger, G., and Sutskever, I. Learning transferable visual models from natural language supervision. In *Proceedings of the International Conference on Machine Learning*. PMLR, 2021.
- Roweis, S. T. and Saul, L. K. Nonlinear dimensionality reduction by locally linear embedding. *Science*, 290(5500):2323–2326, 2000.
- Sarfraz, M. S., Schumann, A., Eberle, A., and Stiefelhagen, R. A pose-sensitive embedding for person re-identification with expanded cross neighborhood re-ranking. In *Proceedings of the IEEE Conference on Computer Vision and Pattern Recognition (CVPR)*, 2018.
- Shao, S., Chen, K., Karpur, A., Cui, Q., Araujo, A., and Cao, B. Global features are all you need for image retrieval and reranking. In *Proceedings of the IEEE International Conference on Computer Vision (ICCV)*, 2023.
- Shen, X., Lin, Z., Brandt, J., Avidan, S., and Wu, Y. Object retrieval and localization with spatially-constrained similarity measure and k-nn re-ranking. In *Proceedings of the IEEE Conference on Computer Vision and Pattern Recognition (CVPR)*, 2012.
- Shen, X., Xiao, Y., Hu, S. X., Sbai, O., and Aubry, M. Re-ranking for image retrieval and transductive few-shot classification. In *Advances in Neural Information Processing Systems*, 2021.
- Tenenbaum, J. B., de Silva, V., and Langford, J. C. A global geometric framework for nonlinear dimensionality reduction. *Science*, 290(5500):2319–2323, 2000.
- Tolias, G., Sicre, R., and Jégou, H. Particular object retrieval with integral max-pooling of cnn activations. In *International Conference on Learning Representations (ICLR)*, 2016.
- Wang, G., Yuan, Y., Chen, X., Li, J., and Zhou, X. Learning discriminative features with multiple granularities for person re-identification. In *Proceedings of the ACM International Conference on Multimedia*, 2018.
- Yang, F., Hinami, R., Matsui, Y., Ly, S., and Satoh, S. Efficient image retrieval via decoupling diffusion into online and offline processing. In *Proceedings of the AAAI Conference on Artificial Intelligence*, 2019.
- Yang, M., He, D., Fan, M., Shi, B., Xue, X., Li, F., Ding, E., and Huang, J. Dolg: Single-stage image retrieval with deep orthogonal fusion of local and global features. In *Proceedings of the IEEE/CVF International Conference on Computer Vision (ICCV)*, 2021.
- Yang, X., Koknar-Tezel, S., and Latecki, L. J. Locally constrained diffusion process on locally densified distance spaces with applications to shape retrieval. In *Proceedings of the IEEE Conference on Computer Vision and Pattern Recognition (CVPR)*, 2009.
- Yang, X., Prasad, L., and Latecki, L. J. Affinity learning with diffusion on tensor product graph. *IEEE Transactions on Pattern Analysis and Machine Intelligence*, 35(1):28–38, 2013.
- Ye, M., Shen, J., Lin, G., Xiang, T., Shao, L., and Hoi, S. C. H. Deep learning for person re-identification: A survey and outlook. *IEEE Transactions on Pattern Analysis and Machine Intelligence*, 44(6):2872–2893, 2022.

- Yu, C., Shi, Y., and Wang, J. Contextually affinitive neighborhood refinery for deep clustering. In *Advances in Neural Information Processing Systems*, 2023.
- Zhang, S., Yang, M., Cour, T., Yu, K., and Metaxas, D. N. Query specific rank fusion for image retrieval. *IEEE Transactions on Pattern Analysis and Machine Intelligence*, 37(4):803–815, 2015.
- Zhang, X., Jiang, M., Zheng, Z., Tan, X., Ding, E., and Yang, Y. Understanding image retrieval re-ranking: A graph neural network perspective. *arXiv preprint arXiv:2012.07620*, 2020.
- Zhang, X., Li, D., Wang, Z., Wang, J., Ding, E., Shi, J. Q., Zhang, Z., and Wang, J. Implicit sample extension for unsupervised person re-identification. In *Proceedings of the IEEE/CVF Conference on Computer Vision and Pattern Recognition (CVPR)*, 2022.
- Zhang, Y., Qian, Q., Wang, H., Liu, C., Chen, W., and Wan, F. Graph convolution based efficient re-ranking for visual retrieval. *IEEE Transactions on Multimedia*, 2023.
- Zheng, L., Shen, L., Tian, L., Wang, S., Wang, J., and Tian, Q. Scalable person re-identification: A benchmark. In *Proceedings of the IEEE International Conference on Computer Vision (ICCV)*, 2015.
- Zhong, Z., Zheng, L., Cao, D., and Li, S. Re-ranking person re-identification with k-reciprocal encoding. In *Proceedings of the IEEE Conference on Computer Vision and Pattern Recognition (CVPR)*, 2017.
- Zhou, D., Bousquet, O., Lal, T., Weston, J., and Schölkopf, B. Learning with local and global consistency. In *Advances in Neural Information Processing Systems*, 2003a.
- Zhou, D., Weston, J., Gretton, A., Bousquet, O., and Schölkopf, B. Ranking on data manifolds. In *Advances in Neural Information Processing Systems*, 2003b.
- Zhou, K., Yang, Y., Cavallaro, A., and Xiang, T. Learning generalisable omni-scale representations for person re-identification. *IEEE Transactions on Pattern Analysis and Machine Intelligence*, 44(9):5056–5069, 2022.
- Zhou, X., Zhong, Y., Cheng, Z., Liang, F., and Ma, L. Adaptive sparse pairwise loss for object re-identification. In *Proceedings of the IEEE/CVF Conference on Computer Vision and Pattern Recognition (CVPR)*, 2023.
- Zhou, Y., Bai, X., Liu, W., and Latecki, L. Fusion with diffusion for robust visual tracking. In *Advances in Neural Information Processing Systems*, 2012.

Cluster-Aware Similarity Diffusion for Instance Retrieval

A. Bidirectional Similarity Diffusion

A.1. Basic Similarity Diffusion Process

In this section, we will first introduce a Basic Similarity Diffusion Process. Follow the settings in (Zhou et al., 2003a; Donoser & Bischof, 2013; Iscen et al., 2017), the similarities from x_i and x_j to other points in the data manifold are constrained by the same affinity weight \mathbf{W}_{ij} , where \mathbf{W} is explicitly designed to be a symmetric matrix. In addition, we expect the final obtained \mathbf{F} to be under the supervision of a self-similarity matrix \mathbf{I} , thus we introduce a regularization term at the end. The optimal value is obtained by minimizing the following objective function J :

$$\begin{aligned}
 J &= \frac{1}{2} \sum_{i,j=1}^n \mathbf{W}_{ij} \left\| \frac{\mathbf{F}_{i*}}{\sqrt{\mathbf{D}_{ii}}} - \frac{\mathbf{F}_{j*}}{\sqrt{\mathbf{D}_{jj}}} \right\|_2^2 + \mu \|\mathbf{F} - \mathbf{I}\|_2^2 \\
 &= \frac{1}{2} \sum_{i,j=1}^n \mathbf{W}_{ij} \left(\frac{\mathbf{F}_{i*}(\mathbf{F}_{i*})^\top}{\mathbf{D}_{ii}} - 2 \frac{\mathbf{F}_{i*}(\mathbf{F}_{j*})^\top}{\sqrt{\mathbf{D}_{ii}\mathbf{D}_{jj}}} + \frac{\mathbf{F}_{j*}(\mathbf{F}_{j*})^\top}{\mathbf{D}_{jj}} \right) + \mu \|\mathbf{F} - \mathbf{I}\|_2^2 \\
 &= \frac{1}{2} (2\text{tr}(\mathbf{F}\mathbf{F}^\top) - 2\text{tr}(\mathbf{S}^\top \mathbf{F}\mathbf{F}^\top)) + \mu \text{tr}((\mathbf{F} - \mathbf{I})(\mathbf{F} - \mathbf{I})^\top),
 \end{aligned} \tag{20}$$

where \mathbf{F}_{i*} and \mathbf{F}_{*j} are used to denote the i -th row and j -th column of \mathbf{F} respectively, and $\text{tr}(\cdot)$ represents the trace operator that return the summation of the diagonal items in a matrix. In addition, define the normalized matrix \mathbf{S} as $\mathbf{S} = \mathbf{D}^{-1/2} \mathbf{W} \mathbf{D}^{-1/2}$. To solve the minimization problem, we first show that the objective function J is convex. By expanding the last trace item and merging it with the previous ones, we can get the following equation:

$$\begin{aligned}
 J &= \text{tr}(\mathbf{F}\mathbf{F}^\top) - \text{tr}(\mathbf{S}^\top \mathbf{F}\mathbf{F}^\top) + \mu \text{tr}(\mathbf{F}\mathbf{F}^\top) - 2\mu \text{tr}(\mathbf{F}) + \mu \text{tr}(\mathbf{I}) \\
 &= \text{tr}(\mathbf{F}^\top (\mu \mathbf{I} + \mathbf{I} - \mathbf{S}) \mathbf{F}) - 2\mu \text{tr}(\mathbf{F}) + \mu \text{tr}(\mathbf{I}).
 \end{aligned} \tag{21}$$

Later in Appendix A.2, we will prove that for a normalized graph matrix \mathbf{S} , its eigenvalues are no larger than 1. We can conclude that $(\mu + 1)\mathbf{I} - \mathbf{S}$ is positive definite, thus there exists a matrix \mathbf{M} such that $(\mu + 1)\mathbf{I} - \mathbf{S} = \mathbf{M}\mathbf{M}^\top$. The objective function J turns out to be:

$$\begin{aligned}
 J &= \text{tr}(\mathbf{F}^\top \mathbf{M}\mathbf{M}^\top \mathbf{F}) - 2\mu \text{tr}(\mathbf{F}) + \mu \text{tr}(\mathbf{I}) \\
 &= \|\mathbf{M}^\top \mathbf{F}\|_F - 2\mu \text{tr}(\mathbf{F}) + \mu \text{tr}(\mathbf{I}).
 \end{aligned} \tag{22}$$

The first item denotes the Frobenius norm of $\mathbf{M}^\top \mathbf{F}$, which is strictly convex, the remaining parts can be viewed as affine functions, thus J is convex. Take the derivative of J to variable \mathbf{F} , we can get:

$$\nabla_{\mathbf{F}} J = 2(\mu + 1)\mathbf{F} - (\mathbf{S} + \mathbf{S}^\top)\mathbf{F} - 2\mu \mathbf{I}. \tag{23}$$

In the basic settings, both \mathbf{W} and \mathbf{S} are symmetric, set the above derivation to 0, we can conclude that the optimum value of \mathbf{F} is the solution to the following equation:

$$((\mu + 1)\mathbf{I} - \mathbf{S})\mathbf{F} = \mu \mathbf{I}, \tag{24}$$

by substituting $\alpha = \frac{1}{\mu+1}$, we can simplify the optimal result as below:

$$\mathbf{F}^* = (1 - \alpha)(\mathbf{I} - \alpha \mathbf{S})^{-1} \mathbf{I}. \tag{25}$$

The resulting matrix derived from the Basic Similarity Process captures more manifold information, providing a more dependable foundation for ranking. However, computing the inverse of matrix $\mathbf{I} - \alpha \mathbf{S}$ is a process with very high time complexity. Zhou et al. (2003b) proved that the optimal result can be iteratively approached, reducing the time complexity to $\mathcal{O}(n^3)$, where n is the dimension of matrix \mathbf{S} . Moreover, following (Isцен et al., 2017; 2018), the iterative time can be further reduced by utilizing the conjugate gradient method.

A.2. Bidirectional Similarity Diffusion Process

To reveal the underlying manifold information in the Euclidean space, we first utilize the initial feature embedding to construct an affinity graph $\mathcal{G} = \{\mathcal{V}, \mathcal{E}\}$, which explicitly represents the data manifold by connecting the nearest neighbors with a weight matrix \mathbf{W} . The diffusion process aims to obtain a manifold-aware similarity matrix by performing the information propagation within the affinity graph. Unlike the previous work (Bai et al., 2019a; Yang et al., 2013; Zhou et al., 2012) that conducts diffusion in a hypergraph, the Bidirectional Similarity Diffusion Process only utilizes direct neighbors to regularize pairwise similarity weights, thereby better mitigating the influence of outliers. Intuitively, we introduce a reverse smoothness term to ensure the symmetry of the resulting similarity matrix, *i.e.*, the affinity weight \mathbf{W}_{ij} is used to constrain both the forward pair of similarities \mathbf{F}_{ki} and \mathbf{F}_{kj} , as well as the reverse pair \mathbf{F}_{ik} and \mathbf{F}_{jk} . In this section, we will reformulate the original optimization problem of the Bidirectional Similarity Diffusion Process into a matrix form and demonstrate its equivalence to solving a corresponding Lyapunov equation. The objective function is defined as:

$$\min_{\mathbf{F}} \underbrace{\frac{1}{4} \sum_{k=1}^n \sum_{i,j=1}^n \left(\mathbf{W}_{ij} \left(\frac{\mathbf{F}_{ki}}{\sqrt{\mathbf{D}_{ii}}} - \frac{\mathbf{F}_{kj}}{\sqrt{\mathbf{D}_{jj}}} \right)^2 + \mathbf{W}_{ij} \left(\frac{\mathbf{F}_{ik}}{\sqrt{\mathbf{D}_{ii}}} - \frac{\mathbf{F}_{jk}}{\sqrt{\mathbf{D}_{jj}}} \right)^2 \right)}_{\text{smoothness}} + \underbrace{\mu \|\mathbf{F} - \mathbf{E}\|_{\mathbf{F}}^2}_{\text{regularization}}, \quad (26)$$

where the left and right side in the expression are referred to as the smoothness term and regularization term respectively. Similar to the definition in Appendix A.1, \mathbf{D} is the diagonal matrix with its element equal to the summation of the corresponding row in the weight matrix \mathbf{W} , *i.e.*, $\mathbf{D}_{ii} = \sum_j \mathbf{W}_{ij}$. The regularization term is weighted by the hyperparameter μ and the semi-positive matrix \mathbf{E} is introduced to prevent the objective similarity matrix \mathbf{F} from becoming excessively smooth. In order to convert the expression into matrix format, we involve a new identity matrix \mathbf{I} to streamline the derivation, the smoothness term can then be transformed into:

$$\frac{1}{4} \sum_{k,l=0}^n \sum_{i,j=0}^n \left(\underbrace{\mathbf{W}_{ij} \mathbf{I}_{kl} \left(\frac{\mathbf{F}_{ki}}{\sqrt{\mathbf{D}_{ii}}} - \frac{\mathbf{F}_{lj}}{\sqrt{\mathbf{D}_{jj}}} \right)^2}_{\text{part 1}} + \underbrace{\mathbf{I}_{kl} \mathbf{W}_{ij} \left(\frac{\mathbf{F}_{ik}}{\sqrt{\mathbf{D}_{ii}}} - \frac{\mathbf{F}_{jl}}{\sqrt{\mathbf{D}_{jj}}} \right)^2}_{\text{part 2}} \right). \quad (27)$$

For further transformation, we need to introduce the vectorization operator $\text{vec}(\cdot)$ and the Kronecker product \otimes . The vectorization operator $\text{vec}(\cdot)$ can transform a matrix into a column vector by stacking its columns sequentially, while the Kronecker product \otimes can generate a larger block matrix by multiplying each element of the first matrix with the entire second matrix. Moreover, define $\alpha \equiv n(i-1) + k$, $\beta \equiv n(j-1) + l$, $\mathbb{W}^{(1)} = \mathbf{W} \otimes \mathbf{I}$ and $\mathbb{D}^{(1)} = \mathbf{D} \otimes \mathbf{I}$ for the first part in Eq. (27), $\gamma \equiv n(k-1) + i$ and $\delta \equiv n(l-1) + j$, $\mathbb{W}^{(2)} = \mathbf{I} \otimes \mathbf{W}$ and $\mathbb{D}^{(2)} = \mathbf{I} \otimes \mathbf{D}$ for the second part in Eq. (27). In addition to this, define the normalized matrix as $\mathbf{S} = \mathbf{D}^{-1/2} \mathbf{W} \mathbf{D}^{-1/2}$, $\mathbb{S}^{(1)} = \mathbf{S} \otimes \mathbf{I}$ and $\mathbb{S}^{(2)} = \mathbf{I} \otimes \mathbf{S}$. Then we can reformulate the smoothness term into matrix form as follows:

$$\begin{aligned} & \frac{1}{4} \sum_{\alpha,\beta=1}^{n^2} \mathbb{W}_{\alpha\beta}^{(1)} \left(\frac{\text{vec}(\mathbf{F})_{\alpha}}{\sqrt{\mathbb{D}_{\alpha\alpha}^{(1)}}} - \frac{\text{vec}(\mathbf{F})_{\beta}}{\sqrt{\mathbb{D}_{\beta\beta}^{(1)}}} \right)^2 + \frac{1}{4} \sum_{\gamma,\delta=1}^{n^2} \mathbb{W}_{\gamma\delta}^{(2)} \left(\frac{\text{vec}(\mathbf{F})_{\gamma}}{\sqrt{\mathbb{D}_{\gamma\gamma}^{(2)}}} - \frac{\text{vec}(\mathbf{F})_{\delta}}{\sqrt{\mathbb{D}_{\delta\delta}^{(2)}}} \right)^2 \\ &= \frac{1}{4} \sum_{\alpha,\beta=1}^{n^2} \mathbb{W}_{\alpha\beta}^{(1)} \frac{\text{vec}(\mathbf{F})_{\alpha}^2}{\mathbb{D}_{\alpha\alpha}^{(1)}} + \frac{1}{4} \sum_{\alpha,\beta=1}^{n^2} \mathbb{W}_{\alpha\beta}^{(1)} \frac{\text{vec}(\mathbf{F})_{\beta}^2}{\mathbb{D}_{\beta\beta}^{(1)}} - \frac{1}{2} \sum_{\alpha,\beta=1}^{n^2} \text{vec}(\mathbf{F})_{\alpha} \frac{\mathbb{W}_{\alpha\beta}^{(1)}}{\sqrt{\mathbb{D}_{\alpha\alpha}^{(1)} \mathbb{D}_{\beta\beta}^{(1)}}} \text{vec}(\mathbf{F})_{\beta} \\ & \frac{1}{4} \sum_{\gamma,\delta=1}^{n^2} \mathbb{W}_{\gamma\delta}^{(2)} \frac{\text{vec}(\mathbf{F})_{\gamma}^2}{\mathbb{D}_{\gamma\gamma}^{(2)}} + \frac{1}{4} \sum_{\gamma,\delta=1}^{n^2} \mathbb{W}_{\gamma\delta}^{(2)} \frac{\text{vec}(\mathbf{F})_{\delta}^2}{\mathbb{D}_{\delta\delta}^{(2)}} - \frac{1}{2} \sum_{\gamma,\delta=1}^{n^2} \text{vec}(\mathbf{F})_{\gamma} \frac{\mathbb{W}_{\gamma\delta}^{(2)}}{\sqrt{\mathbb{D}_{\gamma\gamma}^{(2)} \mathbb{D}_{\delta\delta}^{(2)}}} \text{vec}(\mathbf{F})_{\delta} \\ &= \text{vec}(\mathbf{F})^{\top} \text{vec}(\mathbf{F}) - \frac{1}{2} \text{vec}(\mathbf{F})^{\top} \left((\mathbb{D}^{(1)})^{-1/2} \mathbb{W}^{(1)} (\mathbb{D}^{(1)})^{-1/2} + (\mathbb{D}^{(2)})^{-1/2} \mathbb{W}^{(2)} (\mathbb{D}^{(2)})^{-1/2} \right) \text{vec}(\mathbf{F}) \\ &= \text{vec}(\mathbf{F})^{\top} \left(\mathbb{I} - \frac{1}{2} \mathbb{S}^{(1)} - \frac{1}{2} \mathbb{S}^{(2)} \right) \text{vec}(\mathbf{F}). \end{aligned} \quad (28)$$

The above inference utilizes the following facts:

1. $\text{vec}(\mathbf{F})_{\alpha} = \mathbf{F}_{ki}$, $\text{vec}(\mathbf{F})_{\beta} = \mathbf{F}_{lj}$ in part 1, $\text{vec}(\mathbf{F})_{\gamma} = \mathbf{F}_{ik}$ and $\text{vec}(\mathbf{F})_{\delta} = \mathbf{F}_{jl}$ in part 2.
2. $\mathbb{W}_{\alpha\beta}^{(1)} = \mathbf{W}_{ij} \mathbf{I}_{kl}$, $\mathbb{D}_{\alpha\alpha}^{(1)} = \mathbf{D}_{ii}$ and $\mathbb{D}_{\beta\beta}^{(1)} = \mathbf{D}_{jj}$ in part 1, $\mathbb{W}_{\gamma\delta}^{(2)} = \mathbf{I}_{kl} \mathbf{W}_{ij}$, $\mathbb{D}_{\gamma\gamma}^{(2)} = \mathbf{D}_{ii}$ and $\mathbb{D}_{\delta\delta}^{(2)} = \mathbf{D}_{jj}$ in part 2.

3. $\sum_{\beta=1}^{n^2} \mathbb{W}_{\alpha\beta}^{(1)} = \mathbb{D}_{\alpha\alpha}^{(1)}$, $\sum_{\alpha=1}^{n^2} \mathbb{W}_{\alpha\beta}^{(1)} = \mathbb{D}_{\beta\beta}^{(1)}$, $\sum_{\delta=1}^{n^2} \mathbb{W}_{\gamma\delta}^{(2)} = \mathbb{D}_{\gamma\gamma}^{(2)}$ and $\sum_{\gamma=1}^{n^2} \mathbb{W}_{\gamma\delta}^{(2)} = \mathbb{D}_{\delta\delta}^{(2)}$ since:

$$\begin{aligned} \sum_{\beta=1}^{n^2} \mathbb{W}_{\alpha\beta}^{(1)} &= \sum_{j=1}^n \mathbf{W}_{ij} \sum_{l=1}^n \mathbf{I}_{kl} = \mathbf{D}_{ii} = \mathbb{D}_{\alpha\alpha}^{(1)}, & \sum_{\alpha=1}^{n^2} \mathbb{W}_{\alpha\beta}^{(1)} &= \sum_{i=1}^n \mathbf{W}_{ij} \sum_{k=1}^n \mathbf{I}_{kl} = \mathbf{D}_{jj} = \mathbb{D}_{\beta\beta}^{(1)}, \\ \sum_{\delta=1}^{n^2} \mathbb{W}_{\gamma\delta}^{(2)} &= \sum_{l=1}^n \mathbf{I}_{kl} \sum_{j=1}^n \mathbf{W}_{ij} = \mathbf{D}_{ii} = \mathbb{D}_{\gamma\gamma}^{(2)}, & \sum_{\gamma=1}^{n^2} \mathbb{W}_{\gamma\delta}^{(2)} &= \sum_{k=1}^n \mathbf{I}_{kl} \sum_{i=1}^n \mathbf{W}_{ij} = \mathbf{D}_{jj} = \mathbb{D}_{\delta\delta}^{(2)}. \end{aligned}$$

4. $\mathbb{S}^{(1)} = (\mathbb{D}^{(1)})^{-1/2} \mathbb{W}^{(1)} (\mathbb{D}^{(1)})^{-1/2}$ and $\mathbb{S}^{(2)} = (\mathbb{D}^{(2)})^{-1/2} \mathbb{W}^{(2)} (\mathbb{D}^{(2)})^{-1/2}$ since:

$$\begin{aligned} \mathbb{S}_{\alpha\beta}^{(1)} &= \mathbf{S}_{ij} \mathbf{I}_{kl} = \mathbf{D}_{ii}^{-1/2} \mathbf{W}_{ij} \mathbf{D}_{jj}^{-1/2} \mathbf{I}_{kl} & \mathbb{S}_{\gamma\delta}^{(2)} &= \mathbf{I}_{kl} \mathbf{S}_{ij} = \mathbf{I}_{kl} \mathbf{D}_{ii}^{-1/2} \mathbf{W}_{ij} \mathbf{D}_{jj}^{-1/2} \\ &= \mathbf{D}_{ii}^{-1/2} \mathbf{W}_{ij} \mathbf{I}_{kl} \mathbf{D}_{jj}^{-1/2} & &= \mathbf{D}_{ii}^{-1/2} \mathbf{I}_{kl} \mathbf{W}_{ij} \mathbf{D}_{jj}^{-1/2} \\ &= (\mathbb{D}_{\alpha\alpha}^{(1)})^{-1/2} (\mathbb{W}^{(1)})_{\alpha\beta} (\mathbb{D}_{\beta\beta}^{(1)})^{-1/2}, & &= (\mathbb{D}_{\gamma\gamma}^{(2)})^{-1/2} \mathbb{W}_{\gamma\delta}^{(2)} (\mathbb{D}_{\delta\delta}^{(2)})^{-1/2}. \end{aligned}$$

The Frobenius regularization term in Eq. (26) is equivalent to the squared norm of $\text{vec}(\mathbf{F} - \mathbf{E})$. By jointly considering the smoothness term and the regularization term, the objective function can be formulated as:

$$\min_{\mathbf{F}} \text{vec}(\mathbf{F})^T \left(\mathbb{I} - \frac{1}{2} \mathbb{S}^{(1)} - \frac{1}{2} \mathbb{S}^{(2)} \right) \text{vec}(\mathbf{F}) + \mu \|\text{vec}(\mathbf{F} - \mathbf{E})\|_2^2. \quad (29)$$

Lemma A.1. Let $\mathbf{A} \in \mathbb{R}^{n \times n}$, the spectral radius of \mathbf{A} is denoted as $\rho(\mathbf{A}) = \max\{|\lambda|, \lambda \in \sigma(\mathbf{A})\}$, where $\sigma(\mathbf{A})$ is the spectrum of \mathbf{A} that represents the set of all the eigenvalues. Let $\|\cdot\|$ be a matrix norm on $\mathbb{R}^{n \times n}$, given a square matrix $\mathbf{A} \in \mathbb{R}^{n \times n}$, λ is an arbitrary eigenvalue of \mathbf{A} , then we have $|\lambda| \leq \rho(\mathbf{A}) \leq \|\mathbf{A}\|$.

Lemma A.2. Let $\mathbf{A} \in \mathbb{R}^{m \times m}$, $\mathbf{B} \in \mathbb{R}^{n \times n}$, denote $\{\lambda_i, \mathbf{x}_i\}_{i=1}^m$ and $\{\mu_i, \mathbf{y}_i\}_{i=1}^n$ as the eigen-pairs of \mathbf{A} and \mathbf{B} respectively. The set of mn eigen-pairs of $\mathbf{A} \otimes \mathbf{B}$ is given by

$$\{\lambda_i \mu_j, \mathbf{x}_i \otimes \mathbf{y}_j\}_{i=1, \dots, m, j=1, \dots, n}.$$

Denote the objective function as J , then we will prove that it is convex, which allows us to easily find the optimal solution at the point where the partial derivative is zero. Consider matrix $\mathbf{D}^{-1} \mathbf{W}$, since \mathbf{D} is a diagonal matrix with its i -th element the sum of the corresponding i -th row of matrix \mathbf{W} , we can easily obtain that $\|\mathbf{D}^{-1} \mathbf{W}\|_{\infty} = 1$. According to Lemma A.1, it is obviously that $\rho(\mathbf{D}^{-1} \mathbf{W}) \leq 1$. As for the matrix $\mathbf{S} = \mathbf{D}^{-1/2} \mathbf{W} \mathbf{D}^{-1/2}$ we are concerned about, we can rewrite it as $\mathbf{D}^{1/2} \mathbf{D}^{-1} \mathbf{W} \mathbf{D}^{-1/2}$, which means $\mathbf{S} \sim \mathbf{D}^{-1} \mathbf{W}$. Since two similar matrices share the same eigenvalues, we can conclude that $\rho(\mathbf{S}) \leq 1$. By applying Lemma A.2, the spectral radius of the Kronecker product $\mathbb{S}^{(1)} = \mathbf{S} \otimes \mathbf{I}$ and $\mathbb{S}^{(2)} = \mathbf{I} \otimes \mathbf{S}$ is no larger than 1, i.e., $\rho(\mathbb{S}^{(1)}) \leq 1$, $\rho(\mathbb{S}^{(2)}) \leq 1$.

The Hessian matrix \mathbf{H} of the objective function is $2(\mu + 1)\mathbb{I} - \bar{\mathbb{S}}^{(1)} - \bar{\mathbb{S}}^{(2)}$, where $2\bar{\mathbb{S}}^{(1)} = \mathbb{S}^{(1)} + (\mathbb{S}^{(1)})^{\top}$ and $2\bar{\mathbb{S}}^{(2)} = \mathbb{S}^{(2)} + (\mathbb{S}^{(2)})^{\top}$. Since $\mu > 0$ and $\rho(\mathbb{S}) \leq 1$, we can observe that all the eigenvalue of \mathbf{H} is larger than 0, which means the Hessian matrix \mathbf{H} is positive definite. The positive definite Hessian matrix implies that the objective function is convex, in this case, we can solve the optimal problem by taking the partial derivative of $\text{vec}(\mathbf{F})$, that is:

$$\nabla_{\text{vec}(\mathbf{F})} J = (2\mathbb{I} - \bar{\mathbb{S}}^{(1)} - \bar{\mathbb{S}}^{(2)}) \text{vec}(\mathbf{F}) + 2\mu \text{vec}(\mathbf{F} - \mathbf{E}), \quad (30)$$

the optimal value is attained when the partial derivative is equal to zero, thus we can get the solution as:

$$\text{vec}(\mathbf{F}^*) = \frac{2\mu}{\mu + 1} \left(2\mathbb{I} - \frac{1}{\mu + 1} \bar{\mathbb{S}}^{(1)} - \frac{1}{\mu + 1} \bar{\mathbb{S}}^{(2)} \right)^{-1} \text{vec}(\mathbf{E}), \quad (31)$$

by substituting $\alpha = \frac{1}{\mu + 1}$ and $\bar{\mathbb{S}} = (\bar{\mathbb{S}}^{(1)} + \bar{\mathbb{S}}^{(2)})/2$, we can obtain the following simplified expression as:

$$\mathbf{F}^* = (1 - \alpha) \text{vec}^{-1} \left((\mathbb{I} - \alpha \bar{\mathbb{S}})^{-1} \text{vec}(\mathbf{E}) \right). \quad (32)$$

Lemma A.3. Let $\mathbf{A} \in \mathbb{R}^{m \times n}$, $\mathbf{X} \in \mathbb{R}^{n \times p}$ and $\mathbf{B} \in \mathbb{R}^{p \times q}$ respectively, then

$$\text{vec}(\mathbf{A} \mathbf{X} \mathbf{B}) = (\mathbf{B}^{\top} \otimes \mathbf{A}) \text{vec}(\mathbf{X}).$$

Additionally, by utilizing the relationship provided by Lemma A.3 and maintaining the partial derivatives given in Eq. (30) as zero, we can derive the following expression:

$$2\mathbf{F} - \mathbf{F}\bar{\mathbf{S}} - \bar{\mathbf{S}}\mathbf{F} + 2\mu(\mathbf{F} - \mathbf{E}) = 0, \quad (33)$$

where $\bar{\mathbf{S}} = (\mathbf{S} + \mathbf{S}^\top)/2$. By performing some simple substitutions, we can obtain that the optimal value \mathbf{F}^* is equivalent to the solution of the following Lyapunov equation:

$$(\mathbf{I} - \alpha\bar{\mathbf{S}})\mathbf{F} + \mathbf{F}(\mathbf{I} - \alpha\bar{\mathbf{S}}) = 2(1 - \alpha)\mathbf{E}. \quad (34)$$

A.3. Basic Iterative Solution

Directly solving the Lyapunov equation proposed in Eq. (34) is time consuming, therefore, it is crucial to develop a more efficient method to approximate the solution. In this section, we will prove that the optimal result can be infinitely approached in an iterative manner as follows:

$$\mathbf{F}^{(t+1)} = \frac{1}{2}\alpha\mathbf{F}^{(t)}\bar{\mathbf{S}}^\top + \frac{1}{2}\alpha\bar{\mathbf{S}}\mathbf{F}^{(t)} + (1 - \alpha)\mathbf{E}. \quad (35)$$

where $\mathbf{S} = \mathbf{D}^{-1/2}\mathbf{W}\mathbf{D}^{1/2}$, and $\bar{\mathbf{S}} = (\mathbf{S} + \mathbf{S}^\top)/2$ is symmetric. By utilizing Lemma A.3 and incorporating the $\text{vec}(\cdot)$ operator on both sides, we can reformulate the updating process as:

$$\begin{aligned} \text{vec}(\mathbf{F}^{(t+1)}) &= \frac{1}{2}\alpha(\bar{\mathbf{S}} \otimes \mathbf{I})\text{vec}(\mathbf{F}^{(t)}) + \frac{1}{2}\alpha(\mathbf{I} \otimes \bar{\mathbf{S}})\text{vec}(\mathbf{F}^{(t)}) + (1 - \alpha)\text{vec}(\mathbf{E}) \\ &= \alpha\bar{\mathbb{S}}\text{vec}(\mathbf{F}^{(t)}) + (1 - \alpha)\text{vec}(\mathbf{E}). \end{aligned} \quad (36)$$

Suppose the iteration starts from an initial value of $\mathbf{F}^{(0)}$, for instance, $\mathbf{F}^{(0)}$ can be equal to matrix \mathbf{E} . By recursively substituting the current value into the iterative formula, we can derive a relationship where the current value $\mathbf{F}^{(t)}$ depends only on the initial value $\mathbf{F}^{(0)}$, that is:

$$\text{vec}(\mathbf{F}^{(t)}) = (\alpha\bar{\mathbb{S}})^t\text{vec}(\mathbf{F}^{(0)}) + (1 - \alpha)\sum_{i=0}^{t-1}(\alpha\bar{\mathbb{S}})^i\text{vec}(\mathbf{E}). \quad (37)$$

Lemma A.4. *Let $\mathbf{A} \in \mathbb{R}^{n \times n}$, then $\lim_{k \rightarrow \infty} \mathbf{A}^k = 0$ if and only if $\rho(\mathbf{A}) < 1$.*

Lemma A.5. *Given a matrix $\mathbf{A} \in \mathbb{R}^{n \times n}$ and $\rho(\mathbf{A}) < 1$, the Neumann series $\mathbf{I} + \mathbf{A} + \mathbf{A}^2 + \dots$ converges to $(\mathbf{I} - \mathbf{A})^{-1}$.*

We have already shown that the spectral radius of $\bar{\mathbb{S}}$ is no larger than 1, by taking advantage of these above two lemmas, we can determine the limits of the following two expressions:

$$\lim_{t \rightarrow \infty} (\alpha\bar{\mathbb{S}})^t = 0, \quad (38)$$

and

$$\lim_{t \rightarrow \infty} \sum_{i=0}^{t-1} (\alpha\bar{\mathbb{S}})^i = (\mathbb{I} - \alpha\bar{\mathbb{S}})^{-1}. \quad (39)$$

Therefore, the iteration in Eq. (36) induce to:

$$\text{vec}(\mathbf{F}^*) = (1 - \alpha)(\mathbb{I} - \alpha\bar{\mathbb{S}})^{-1}\text{vec}(\mathbf{E}), \quad (40)$$

by taking the inverse vectorization operator $\text{vec}^{-1}(\cdot)$ on both side, we can obtain that:

$$\mathbf{F}^* = (1 - \alpha)\text{vec}^{-1}((\mathbb{I} - \alpha\bar{\mathbb{S}})^{-1}\text{vec}(\mathbf{E})), \quad (41)$$

which is identical to the expression in Eq. (32). Then we will analyze the convergence rate of Eq. (36). Since we have already proved that $\rho(\bar{\mathbb{S}}) \leq 1$ and thus $\rho(\alpha\bar{\mathbb{S}}) < 1$ given $\alpha < 1$, and we can find a matrix norm $\|\cdot\|$ such that $\|\alpha\bar{\mathbb{S}}\| < 1$. More generally, with an induced matrix norm $\|\cdot\|$, the iteration follows the convergence rate:

$$\|\text{vec}(\mathbf{F}^{(t)}) - \text{vec}(\mathbf{F}^*)\| \leq \|(\alpha\bar{\mathbb{S}})^t\| \cdot \|\text{vec}(\mathbf{F}^{(0)}) - \text{vec}(\mathbf{F}^*)\|. \quad (42)$$

Algorithm 1 Efficient Iterative Solution for Bidirectional Similarity Diffusion Process

Input: initial estimation $\mathbf{F}^{(0)} \in \mathbb{R}^{n \times n}$, normalized Kronecker matrix $\bar{\mathbb{S}} \in \mathbb{R}^{n^2 \times n^2}$, identity matrix $\mathbb{I} \in \mathbb{R}^{n^2 \times n^2}$, max number of iterations $maxiter$, hyper-parameter $\alpha = \frac{1}{1+\mu}$, iteration tolerance δ .

- 1: initialize $\mathbf{P}^{(0)}$ and $\mathbf{R}^{(0)}$ with $2(1-\alpha)\mathbf{E} - (\mathbf{I} - \alpha\bar{\mathbb{S}})\mathbf{F}^{(0)} - \mathbf{F}^{(0)}(\mathbf{I} - \alpha\bar{\mathbb{S}})$.
- 2: denote $\mathbf{f}_t = \text{vec}(\mathbf{F}^{(t)})$, $\mathbf{r}_t = \text{vec}(\mathbf{R}^{(t)})$, $\mathbf{p}_t = \text{vec}(\mathbf{P}^{(t)})$.
- 3: **for** $t = 0, 1, \dots, maxiter$ **do**
- 4: compute parameter $\alpha_t = \frac{\mathbf{r}_t^\top \mathbf{r}_t}{2\mathbf{p}_t^\top (\mathbb{I} - \alpha\bar{\mathbb{S}})\mathbf{p}_t}$.
- 5: refresh $\mathbf{f}_{t+1} = \mathbf{f}_t + \alpha_t \mathbf{p}_t$.
- 6: update residue $\mathbf{r}_{t+1} = \mathbf{r}_t - 2\alpha_t(\mathbb{I} - \alpha\bar{\mathbb{S}})\mathbf{p}_t$.
- 7: **if** $\|\mathbf{r}_{t+1}\| < \delta$ **then**
- 8: return $\mathbf{F}^* = \text{vec}^{-1}(\mathbf{f}^*)$.
- 9: **end if**
- 10: compute parameter $\beta_t = \frac{\mathbf{r}_{t+1}^\top \mathbf{r}_{t+1}}{\mathbf{r}_t^\top \mathbf{r}_t}$.
- 11: refresh $\mathbf{p}_{t+1} = \mathbf{r}_{t+1} + \beta_t \mathbf{p}_t$.
- 12: **end for**

Output: $\mathbf{F}^* = \text{vec}^{-1}(\mathbf{f}^*)$.

Lemma A.6. Let $\|\cdot\|$ be a matrix norm on $\mathbb{R}^{n \times n}$ and let $\mathbf{A} \in \mathbb{R}^{n \times n}$, then $\rho(\mathbf{A}) = \lim_{k \rightarrow \infty} \|\mathbf{A}^k\|^{1/k}$.

If we define the average convergence rate at t -th iteration as $R_t(\alpha\bar{\mathbb{S}}) = -\ln \|(\alpha\bar{\mathbb{S}})^t\|/t$. By utilizing Lemma A.6, we can derive that the asymptotic convergence rate $R_\infty(\alpha\bar{\mathbb{S}})$ of the error follows:

$$R_\infty(\alpha\bar{\mathbb{S}}) = \lim_{t \rightarrow \infty} R_t(\alpha\bar{\mathbb{S}}) = -\ln \rho(\alpha\bar{\mathbb{S}}). \quad (43)$$

In addition to that, since all the entries of matrix $\mathbf{F}^{(0)}$, $\bar{\mathbb{S}}$ and \mathbf{E} in the iterations of Eq. (36) are no less than zero, we can easily obtain that all the elements of \mathbf{F}^* are also greater than or equal to zero. This characteristic is useful to our Bidirectional Similarity Diffusion process.

A.4. Efficient Iterative Solution

Definition A.7. Given a square matrix $\mathbf{A} \in \mathbb{R}^{n \times n}$ and a vector $\mathbf{x} \in \mathbb{R}^n$, the k -th Krylov subspace is defined as $\mathcal{K}_k(\mathbf{A}; \mathbf{x}) = \text{span}\{\mathbf{x}, \mathbf{A}\mathbf{x}, \mathbf{A}^2\mathbf{x}, \dots, \mathbf{A}^{k-1}\mathbf{x}\}$. If \mathbf{A} is symmetric positive definite and thus invertible, we can sort the eigenvalues of \mathbf{A} in ascending order, i.e., $\lambda_1 < \lambda_2 < \dots < \lambda_n$, $\lambda_i \in \sigma(\mathbf{A})$, and the condition number of \mathbf{A} is denoted as $\kappa(\mathbf{A}) = \|\mathbf{A}\|_2 \|\mathbf{A}^{-1}\| = \lambda_n/\lambda_1$. The inner product of $\mathbf{x}, \mathbf{y} \in \mathbb{R}^n$ with respect to operator \mathbf{A} is defined as $(\mathbf{x}, \mathbf{y})_{\mathbf{A}} = \mathbf{A}^\top \mathbf{A} \mathbf{y}$, which can induces the \mathbf{A} -norm defined on \mathbb{R}^n by $\|\mathbf{x}\|_{\mathbf{A}} = \sqrt{\mathbf{x}^\top \mathbf{A} \mathbf{x}}$. If $(\mathbf{x}, \mathbf{y})_{\mathbf{A}} = 0$, we say that \mathbf{x} and \mathbf{y} are \mathbf{A} -orthogonal.

Algorithm 1 demonstrates an efficient solution to Eq. (34) utilizing the conjugate gradient method. It can be viewed as minimizing the residual \mathbf{r} over the Krylov subspace defined by $\mathcal{K}_t(\mathbb{I} - \alpha\bar{\mathbb{S}}; \mathbf{r}_0)$ in an iterative way. The iteration starts from an initial value $\mathbf{F}^{(0)}$, and denote the result after t -th iteration by $\mathbf{F}^{(t)}$. Take the vectorize operation $\text{vec}(\cdot)$ during the updating process, the error is measured by the $(\mathbb{I} - \alpha\bar{\mathbb{S}})$ -norm of the difference between $\text{vec}(\mathbf{F}^{(t)})$ and the optimum value $\text{vec}(\mathbf{F}^*)$, with the following convergence rate:

$$\|\text{vec}(\mathbf{F}^{(t)}) - \text{vec}(\mathbf{F}^*)\|_{\mathbb{I} - \alpha\bar{\mathbb{S}}}^2 \leq \inf_{\substack{p_t \in \mathcal{P}_t \\ p_t(0)=1}} \sup_{\lambda} |p_t(\lambda)|^2 \|\text{vec}(\mathbf{F}^{(0)}) - \text{vec}(\mathbf{F}^*)\|_{\mathbb{I} - \alpha\bar{\mathbb{S}}}^2, \quad (44)$$

where $p_t(x) \in \mathcal{P}_t$ is the so called residual polynomial constrained by $p_t(0) = 1$. It guarantees that the optimal solution will be found within a limited number of iterations even in the worst case. By selecting specific residual polynomials, we can derive various upper bounds for convergence. In particular, we can utilize the following Chebyshev polynomial $T_t(x)$ to define the residual polynomial $p_t(x)$:

$$T_t(x) = \begin{cases} \cos(t \cdot \arccos x), & |x| \leq 1 \\ \cosh(t \cdot \text{arccosh} x), & |x| > 1 \end{cases} \quad (45)$$

and thus the convergence rate can be obtained by:

$$\|vec(\mathbf{F}^{(t)}) - vec(\mathbf{F}^*)\|_{\mathbb{I}-\alpha\mathbb{S}} \leq 2 \left(\frac{\sqrt{\kappa(\mathbb{I}-\alpha\mathbb{S})} - 1}{\sqrt{\kappa(\mathbb{I}-\alpha\mathbb{S})} + 1} \right)^t \|vec(\mathbf{F}^{(0)}) - vec(\mathbf{F}^*)\|_{\mathbb{I}-\alpha\mathbb{S}}, \quad (46)$$

where $\kappa(\mathbb{I}-\alpha\mathbb{S})$ is the corresponding condition number mentioned in Definition A.7. The convergence will be even faster if the eigenvalues are clustered. Assume $\sigma(\mathbb{I}-\alpha\mathbb{S}) = \sigma_0 \cup \sigma_1$, and the number of elements in σ_0 is l , we can obtain a corollary shown in Eq. (47), which implies that the convergence rate is mainly governed by the effective condition number b/a ,

$$\|vec(\mathbf{F}^{(t)}) - vec(\mathbf{F}^*)\| \leq 2M \left(\frac{\sqrt{b/a} - 1}{\sqrt{b/a} + 1} \right)^{t-l} \|vec(\mathbf{F}^{(0)}) - vec(\mathbf{F}^*)\|, \quad (47)$$

in which:

$$a = \min_{\lambda \in \sigma_1} \lambda, \quad b = \max_{\lambda \in \sigma_1} \lambda, \quad \text{and } M = \max_{\lambda \in \sigma_1} \prod_{\mu \in \sigma_0} |1 - \lambda/\mu|.$$

B. Neighbor-guided Similarity Smooth

In this section, we will first derive a more generalized formulation of our proposed optimization problem as below. The goal of this proposition is to find an optimal vector \mathbf{x} to minimize the quadratic objective function, note that all the elements of \mathbf{f} and \mathbf{p} are no less than 0, and all the entries of \mathbf{p} are also not exceed r , i.e., $0 \leq \mathbf{p}_i \leq r$ for $i = 1, 2, \dots, n$.

$$\begin{aligned} & \text{minimize} && \frac{1}{2} \|r\mathbf{x} - \mathbf{p} \circ \mathbf{f}\|_2^2 + \beta \|\mathbf{x} - \mathbf{f}\|_2^2 \\ & \text{subject to} && \mathbf{x}_i \geq 0, \quad i = 1, 2, \dots, n \\ & && \|\mathbf{x}\|_1 = \|\mathbf{f}\|_1, \end{aligned} \quad (48)$$

where $\beta > 0$ is the regularization weight, and symbol \circ is an element-wise multiplier, capable of merging two vectors. We first rewrite the optimization problem into a standard form. Note that both the objective function and constraints are convex, thus the primal problem is also convex,

$$\begin{aligned} & \text{minimize} && \frac{1}{2} \|r\mathbf{x} - \mathbf{p} \circ \mathbf{f}\|_2^2 + \beta \|\mathbf{x} - \mathbf{f}\|_2^2 \\ & \text{subject to} && -\mathbf{x}_i \leq 0, \quad i = 1, 2, \dots, n \\ & && \sum_{i=1}^n \mathbf{x}_i - \sum_{i=1}^n \mathbf{f}_i = 0. \end{aligned} \quad (49)$$

Denote \mathcal{D} as the domain defined by the inequality constraints. Since there exists a feasible point $\mathbf{x}^* \in \text{refine } \mathcal{D}$ that makes the inequality constraints strictly hold. Thus the convex optimization problem satisfies Slater's constraint qualification, which states that the strong duality holds and the KKT conditions can provide sufficiency and necessity for finding the optimal solution. The Lagrange function $\mathcal{L}(\mathbf{x}, \boldsymbol{\lambda}, \nu)$ corresponding to the primal constrained optimization problem can be formulated as below:

$$\mathcal{L}(\mathbf{x}, \boldsymbol{\lambda}, \nu) = \frac{1}{2} \|r\mathbf{x} - \mathbf{p} \circ \mathbf{f}\|_2^2 + \beta \|\mathbf{x} - \mathbf{f}\|_2^2 - \sum_{i=1}^n \lambda_i \mathbf{x}_i + \nu \left(\sum_{i=1}^n \mathbf{x}_i - \sum_{i=1}^n \mathbf{f}_i \right). \quad (50)$$

Suppose $\tilde{\mathbf{x}}, \tilde{\boldsymbol{\lambda}}, \tilde{\nu}$ satisfy the following KKT conditions. Since the Slater's condition holds for this convex optimization problem, $\tilde{\mathbf{x}}$ and $\tilde{\boldsymbol{\lambda}}, \tilde{\nu}$ are primal and dual optimal with zero duality gap and the optimum is attained,

$$\begin{aligned} & -\tilde{\mathbf{x}}_i \leq 0, \quad i = 1, \dots, n \\ & \sum_{i=1}^n \tilde{\mathbf{x}}_i - \sum_{i=1}^n \mathbf{f}_i = 0 \\ & \tilde{\boldsymbol{\lambda}}_i \geq 0, \quad i = 1, \dots, n \\ & \tilde{\boldsymbol{\lambda}}_i \tilde{\mathbf{x}}_i = 0, \quad i = 1, \dots, n \\ & r^2 \tilde{\mathbf{x}}_i - r \mathbf{p}_i \mathbf{f}_i + 2\beta(\tilde{\mathbf{x}}_i - \mathbf{f}_i) - \tilde{\boldsymbol{\lambda}}_i + \tilde{\nu} = 0, \quad i = 1, \dots, n. \end{aligned} \quad (51)$$

First, we prove that $\tilde{\lambda}_i = 0$ for $i = 1, 2, \dots, n$, then we can get the closed-form solution to the optimization problem more easily. Suppose there exists some i such that $\tilde{\lambda}_i > 0$ and thus the corresponding $\tilde{x}_i = 0$ according to the complementary slackness condition. We can obtain that $\tilde{\lambda}_i = \tilde{\nu} - r\mathbf{p}_i\mathbf{f}_i - 2\beta\mathbf{f}_i$. And it is worth to notice that not all the $\tilde{x}_i = 0$ since $\|\tilde{\mathbf{x}}\|_1 = \|\mathbf{f}\|_1$. Taking the sum of all the $\tilde{\lambda}_i$ by using the last KKT condition in Eq. (51), we can get:

$$\sum_{i=1}^n \tilde{\lambda}_i = n\tilde{\nu} + r^2 \sum_{i=1}^n \mathbf{f}_i - r \sum_{i=1}^n \mathbf{p}_i\mathbf{f}_i, \quad (52)$$

which is equal to the summation of all the $\tilde{\lambda}_i \neq 0$, that is:

$$\sum_{i, \tilde{\lambda}_i \neq 0} \tilde{\lambda}_i = \sum_{i, \tilde{\lambda}_i \neq 0} \tilde{\nu} - r\mathbf{p}_i\mathbf{f}_i - 2\beta\mathbf{f}_i. \quad (53)$$

Take some small transformations to the two Eq. (52) and Eq. (53), we can derive that:

$$\sum_{i, \tilde{\lambda}_i = 0} \tilde{\nu} = r \sum_{i=1}^n (\mathbf{p}_i\mathbf{f}_i - r\mathbf{f}_i) - \sum_{i, \tilde{\lambda}_i \neq 0} (r\mathbf{p}_i\mathbf{f}_i + 2\beta\mathbf{f}_i).$$

As we have $\mathbf{p}_i \leq r$ in our settings, we can infer that $\tilde{\nu} \leq 0$, which will lead to a contradiction that $\tilde{\lambda}_i = \tilde{\nu} - r\mathbf{p}_i\mathbf{f}_i - 2\beta\mathbf{f}_i \leq 0$ for all i when we are expecting there exists some $\tilde{\lambda}_i > 0$. Thus, we have proved that $\tilde{\lambda}_i = 0$ for $i = 1, 2, \dots, n$. From Eq. (52), we can solve the optimal value of $\tilde{\nu}$ as:

$$\tilde{\nu} = r \sum_{i=1}^n (\mathbf{p}_i\mathbf{f}_i - r\mathbf{f}_i) / n. \quad (54)$$

Bring back $\tilde{\nu}$ into the last equation in the KKT conditions, we can find the optimal value as below:

$$\tilde{\mathbf{x}}_i = \frac{r\mathbf{p}_i + 2\beta}{r^2 + 2\beta} \mathbf{f}_i + \frac{r \sum_{i=1}^n (r\mathbf{f}_i - \mathbf{p}_i\mathbf{f}_i)}{n(r^2 + 2\beta)}, \quad (55)$$

which can also be expressed in vector form as:

$$\tilde{\mathbf{x}} = \frac{r\mathbf{p} + 2\beta}{r^2 + 2\beta} \circ \mathbf{f} + \frac{r^2\|\mathbf{f}\|_1 - r\mathbf{p}^\top \mathbf{f}}{n(r^2 + 2\beta)}. \quad (56)$$

In addition, we introduce a sparse variation to the original optimization problem. If \mathbf{f} is a sparse vector with activation dimension set \mathcal{C} , and the optimized vector \mathbf{x} share the same sparsity, the objective function then becomes:

$$\begin{aligned} & \text{minimize} && \frac{1}{2} \|r\mathbf{x} - \mathbf{p} \circ \mathbf{f}\|_2^2 + \beta \|\mathbf{x} - \mathbf{f}\|_2^2 \\ & \text{subject to} && \mathbf{x}_i \geq 0, \quad i \in \mathcal{C} \\ & && \mathbf{x}_i = 0, \quad i = 1, 2, \dots, |\mathcal{X}|/\mathcal{C} \\ & && \|\mathbf{x}\|_1 = \|\mathbf{f}\|_1. \end{aligned} \quad (57)$$

It can be viewed as a special case of the general optimization problem, the optimal solution can be quickly obtained by:

$$\tilde{\mathbf{x}}_i = \frac{r\mathbf{p}_i + 2\beta}{r^2 + 2\beta} \mathbf{f}_i + \frac{r \sum_{i \in \mathcal{C}} (r\mathbf{f}_i - \mathbf{p}_i\mathbf{f}_i)}{|\mathcal{C}|(r^2 + 2\beta)}, \quad i \in \mathcal{C}. \quad (58)$$

As for the proposed Neighbor-guided Similarity Smooth problem proposed in Section 4.2. We can leverage the above formula to get the closed-form solution as below:

$$\hat{\mathbf{F}}_{ij} = \frac{r\mathbf{T}_{ij} + 2\beta}{r^2 + 2\beta} \mathbf{F}_{ij} + \frac{r^2\|\mathbf{F}_i\|_1 - r\mathbf{T}_i^\top \mathbf{F}_i}{|\mathcal{C}[i]|(r^2 + 2\beta)}, \quad j \in \mathcal{C}[i]. \quad (59)$$

Table 10. Evaluation of the performance on Market1501. Here we select BoT (Luo et al., 2019), OSNet (Zhou et al., 2022), AGW (Ye et al., 2022), MGN (Wang et al., 2018) and SpCL (Ge et al., 2020) as our backbone model.

Method	BoT			OSNet			AGW			MGN			SpCL		
	mAP	R1	mINP	mAP	R1	mINP	mAP	R1	mINP	mAP	R1	mINP	mAP	R1	mINP
Baseline	86.4	94.7	60.9	85.8	94.8	57.1	88.4	95.6	66.1	89.9	95.8	68.1	72.2	87.7	33.3
kNN	88.8	95.2	65.3	89.1	95.5	66.5	90.1	96.0	68.3	91.7	96.4	72.4	77.5	89.3	42.3
AQE	93.3	95.4	85.6	92.6	95.0	84.1	93.9	95.8	87.3	94.8	96.4	89.3	82.8	89.6	58.5
α QE	92.9	95.6	82.8	91.4	95.0	81.5	93.6	96.0	84.9	94.8	96.5	87.4	78.4	88.6	50.7
AQEWd	93.1	95.3	84.8	92.5	94.8	83.6	93.7	95.8	86.6	94.6	96.4	88.6	83.6	90.3	57.3
RDP	93.6	95.8	87.5	93.2	95.7	86.0	93.9	96.2	88.5	95.1	96.8	90.7	85.7	90.4	64.3
SCA	93.8	94.9	88.5	93.3	95.0	86.4	94.1	95.4	89.3	95.3	96.3	91.2	85.7	90.0	64.7
k -recip	94.2	95.6	88.6	93.7	95.2	86.8	94.7	95.9	89.5	95.4	97.0	90.1	86.1	90.6	63.3
ECN	94.0	95.6	88.6	93.7	95.5	87.0	94.3	96.0	89.5	95.5	96.7	91.5	86.2	90.7	65.5
Ours	95.2	96.1	91.2	94.6	95.7	88.8	95.2	96.4	91.1	95.9	96.7	92.3	87.8	91.5	67.7

C. Sparse Jensen-Shannon Divergence

Instead of directly using the optimized similarity matrix \mathbf{F} for instance retrieval, we apply Eq. (19) to compute the Jensen-Shannon divergence as our distance measure. Note that each row in \mathbf{F} is post-processed with an l_1 -normalization operation, which can be viewed as a probability distribution within the data manifold. This approach aligns more closely with our similarity diffusion process. Recall the divergence function as below:

$$d_{JS}(i, j) = \frac{1}{2} \sum_{k=1}^n \mathbf{F}_{ik} \log \left(\frac{2\mathbf{F}_{ik}}{\mathbf{F}_{ik} + \mathbf{F}_{jk}} \right) + \frac{1}{2} \sum_{k=1}^n \mathbf{F}_{jk} \log \left(\frac{2\mathbf{F}_{jk}}{\mathbf{F}_{ik} + \mathbf{F}_{jk}} \right). \quad (60)$$

The computation speed can be enhanced by leveraging the sparsity of the similarity matrix. For the first part in Eq. (60), we can decompose and rewrite this term as follows:

$$\frac{1}{2} \sum_{k=1}^n \mathbf{F}_{ik} \log \left(\frac{2\mathbf{F}_{ik}}{\mathbf{F}_{ik} + \mathbf{F}_{jk}} \right) = \frac{1}{2} \sum_{k|\mathbf{F}_{ik} \neq 0} \mathbf{F}_{ik} \log \left(\frac{2\mathbf{F}_{ik}}{\mathbf{F}_{ik} + \mathbf{F}_{jk}} \right) + \frac{1}{2} \sum_{k|\mathbf{F}_{ik} = 0} \mathbf{F}_{ik} \log \left(\frac{2\mathbf{F}_{ik}}{\mathbf{F}_{ik} + \mathbf{F}_{jk}} \right), \quad (61)$$

where the corresponding item when $\mathbf{F}_{ik} = 0$ is obviously equal to zero. As for the situation when $\mathbf{F}_{ik} = 0$, we can make some further decomposition depending on whether \mathbf{F}_{jk} is equal to 0, that is:

$$\frac{1}{2} \sum_{k|\mathbf{F}_{ik} \neq 0} \mathbf{F}_{ik} \log \left(\frac{2\mathbf{F}_{ik}}{\mathbf{F}_{ik} + \mathbf{F}_{jk}} \right) = \frac{1}{2} \sum_{k|\mathbf{F}_{ik} \neq 0, \mathbf{F}_{jk} = 0} \mathbf{F}_{ik} \log \left(\frac{2\mathbf{F}_{ik}}{\mathbf{F}_{ik} + \mathbf{F}_{jk}} \right) + \frac{1}{2} \sum_{k|\mathbf{F}_{ik} \neq 0, \mathbf{F}_{jk} \neq 0} \mathbf{F}_{ik} \log \left(\frac{2\mathbf{F}_{ik}}{\mathbf{F}_{ik} + \mathbf{F}_{jk}} \right). \quad (62)$$

Based on the observation that the log function in the expression is equal to 1 while $\mathbf{F}_{ik} \neq 0$ and $\mathbf{F}_{jk} = 0$, and by leveraging the fact that the l_1 -norm of \mathbf{F}_i equal to 1, *i.e.*, $\|\mathbf{F}_i\|_1 = 1$, we can obtain that:

$$\begin{aligned} \frac{1}{2} \sum_{k|\mathbf{F}_{ik} \neq 0} \mathbf{F}_{ik} \log \left(\frac{2\mathbf{F}_{ik}}{\mathbf{F}_{ik} + \mathbf{F}_{jk}} \right) &= \frac{1}{2} \sum_{k|\mathbf{F}_{ik} \neq 0} \mathbf{F}_{ik} - \frac{1}{2} \sum_{k|\mathbf{F}_{ik} \neq 0, \mathbf{F}_{jk} \neq 0} \mathbf{F}_{ik} + \frac{1}{2} \sum_{k|\mathbf{F}_{ik} \neq 0, \mathbf{F}_{jk} \neq 0} \mathbf{F}_{ik} \log \left(\frac{2\mathbf{F}_{ik}}{\mathbf{F}_{ik} + \mathbf{F}_{jk}} \right) \\ &= \frac{1}{2} + \frac{1}{2} \sum_{k|\mathbf{F}_{ik} \neq 0, \mathbf{F}_{jk} \neq 0} \mathbf{F}_{ik} \left(\log \left(\frac{2\mathbf{F}_{ik}}{\mathbf{F}_{ik} + \mathbf{F}_{jk}} \right) - 1 \right). \end{aligned} \quad (63)$$

Similar decomposition can be conducted to the second term in Eq. (60), substituting them back into the original formula, the final Jensen-Shannon divergence can be efficiently computed by:

$$d_{JS}(i, j) = 1 + \frac{1}{2} \sum_{k|\mathbf{F}_{ik} \neq 0, \mathbf{F}_{jk} \neq 0} \mathbf{F}_{ik} \left(\log \left(\frac{2\mathbf{F}_{ik}}{\mathbf{F}_{ik} + \mathbf{F}_{jk}} \right) - 1 \right) + \frac{1}{2} \sum_{k|\mathbf{F}_{ik} \neq 0, \mathbf{F}_{jk} \neq 0} \mathbf{F}_{jk} \left(\log \left(\frac{2\mathbf{F}_{jk}}{\mathbf{F}_{ik} + \mathbf{F}_{jk}} \right) - 1 \right). \quad (64)$$

D. Extended Experiments



Figure 5. We showcase the retrieval performance of the initial search and our proposed method through selected qualitative examples, tested on the ROxford dataset. The interest region in the images on the left side are extracted with an orange bounding box as the query. On the right side, the top 10 retrieval results from both the initial search and our proposed method are presented, with true positives marked by a green bounding box and false matches denoted by a red bounding box.

Table 11. Evaluation of the performance on Market1501. Here we select AdaSP (Zhou et al., 2023), ABD-Net (Chen et al., 2019), TransReID (He et al., 2021) and ISE (Zhang et al., 2022).

Method	AdaSP			ABD-Net			TransReID			CLIP-ReID			ISE		
	mAP	R1	mINP	mAP	R1	mINP	mAP	R1	mINP	mAP	R1	mINP	mAP	R1	mINP
Baseline	86.7	93.9	62.5	88.5	95.4	65.4	88.2	94.7	67.2	89.8	95.5	69.3	83.9	93.0	54.8
kNN	88.7	93.8	70.9	91.3	95.7	74.5	90.8	95.3	75.2	92.3	96.1	77.8	87.5	93.9	64.5
AQE	92.2	94.4	83.1	93.5	95.8	87.4	92.0	94.9	85.3	94.4	95.9	89.4	90.3	93.6	79.8
α QE	92.5	94.6	83.2	92.1	95.3	84.1	90.9	94.5	82.8	94.4	96.0	89.1	86.4	93.1	71.9
AQeWD	92.2	94.6	82.6	93.6	95.8	86.3	92.2	94.6	84.6	94.3	96.2	88.6	91.2	94.4	79.2
RDP	92.9	94.8	85.8	94.3	96.1	89.3	93.3	95.9	87.1	94.9	96.2	90.3	92.2	94.7	83.2
SCA	92.6	94.2	85.0	94.4	95.7	89.6	93.0	94.3	87.4	94.9	95.7	90.8	92.2	94.3	83.6
k -recip	93.0	94.5	85.6	94.7	96.4	89.0	93.6	95.0	87.3	95.0	96.1	90.1	92.3	94.6	81.3
ECN	93.0	94.9	85.8	94.7	96.3	90.2	93.8	95.8	88.0	95.2	96.5	91.2	92.4	94.7	84.1
Ours	93.7	95.0	87.5	95.0	96.2	90.6	94.6	95.7	89.7	95.4	96.5	91.6	93.4	95.0	84.9

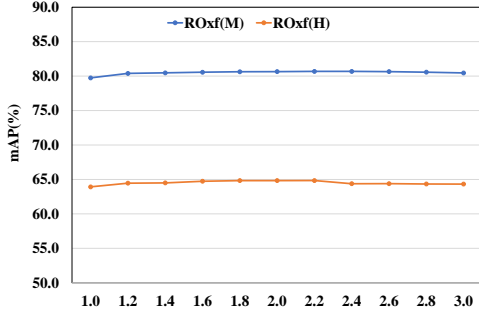
Table 12. Evaluation of the performance on CUHK03-D and CUHK03-L. We select BoT (Luo et al., 2019), AGW (Ye et al., 2022), MGN (Wang et al., 2018) and AdaSP (Zhou et al., 2023) as our backbone model.

Method	CUHK03-D			CUHK03-L		
	mAP	R1	mINP	mAP	R1	mINP
BoT	63.0	64.4	51.6	66.1	67.0	54.8
kNN	67.3	68.5	57.5	70.2	71.0	60.4
AQE	75.5	73.6	71.5	77.8	75.6	74.8
α QE	74.8	73.4	70.0	77.2	75.1	73.5
RDP	78.3	77.1	75.6	79.7	77.9	77.4
SCA	80.7	75.8	79.1	82.9	77.8	81.7
k -recip	79.6	76.2	78.3	81.6	78.3	81.1
ECN	80.5	77.5	79.6	82.1	79.0	81.8
Ours	81.6	78.7	81.4	83.7	80.6	83.7

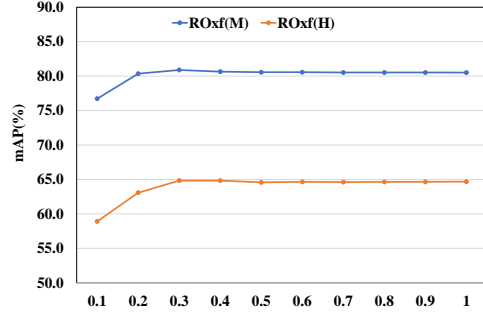
Method	CUHK03-D			CUHK03-L		
	mAP	R1	mINP	mAP	R1	mINP
AGW	69.8	71.4	59.4	72.6	73.4	62.7
kNN	73.8	74.5	65.4	76.8	78.1	69.3
AQE	80.0	78.5	77.4	83.1	81.9	80.7
α QE	79.1	77.7	75.6	82.1	80.6	78.8
RDP	82.5	80.1	80.8	85.7	84.4	84.0
SCA	84.1	79.5	83.0	87.1	83.1	86.2
k -recip	84.0	81.2	83.2	86.4	83.5	85.9
ECN	83.7	80.4	83.4	86.2	83.3	86.0
Ours	85.8	82.9	85.5	87.7	85.2	87.9

Method	CUHK03-D			CUHK03-L		
	mAP	R1	mINP	mAP	R1	mINP
MGN	72.2	74.6	61.3	75.9	77.9	65.9
kNN	76.2	77.1	67.7	80.2	80.9	72.7
AQE	83.3	81.8	80.3	86.3	84.6	84.3
α QE	82.0	80.7	78.3	85.5	84.2	82.8
RDP	86.1	85.1	83.7	88.3	87.1	86.8
SCA	87.7	84.2	86.5	90.5	87.4	89.6
k -recip	87.1	84.8	86.4	89.6	87.9	89.2
ECN	86.9	84.6	86.3	89.8	87.9	89.5
Ours	88.6	87.1	88.1	90.6	89.0	90.5

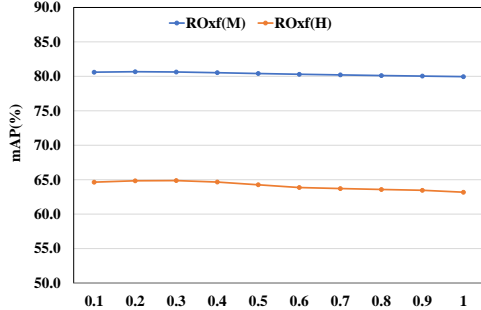
Method	CUHK03-D			CUHK03-L		
	mAP	R1	mINP	mAP	R1	mINP
AdaSP	79.0	82.9	68.8	81.0	82.9	72.2
kNN	82.5	83.9	75.3	84.4	85.4	78.1
AQE	87.4	86.4	84.6	89.0	88.3	86.9
α QE	87.3	86.2	84.4	89.1	88.6	86.9
RDP	88.9	88.1	86.7	91.3	90.3	89.7
SCA	90.6	88.1	89.1	92.6	89.9	91.9
k -recip	90.2	88.9	89.2	92.2	90.6	91.8
ECN	90.3	88.9	89.5	92.5	90.9	92.1
Ours	91.5	90.3	90.7	93.2	91.9	93.0



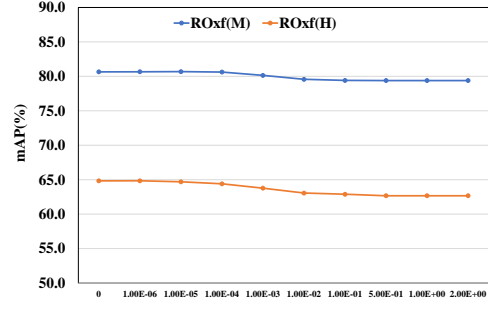
(a) Ablation studies of κ .



(b) Ablation studies of σ .



(c) Ablation studies of μ .



(d) Ablation studies of β .

Figure 6. Extended ablation studies of other hyper-parameters. Test with R-GeM (Radenović et al., 2019) extracted descriptors.