

Phenotype control and elimination of variables in Boolean networks

Elisa Tonello¹ and Loïc Paulevé²

¹ Freie Universität Berlin, Germany
elisa.tonello@fu-berlin.de

² Univ. Bordeaux, CNRS, Bordeaux INP, LaBRI, UMR 5800, F-33400 Talence, France
loic.pauleve@labri.fr

Abstract

We investigate how elimination of variables can affect the asymptotic dynamics and phenotype control of Boolean networks. In particular, we look at the impact on minimal trap spaces, and identify a structural condition that guarantees their preservation. We examine the possible effects of variable elimination under three of the most popular approaches to control (attractor-based control, value propagation and control of minimal trap spaces), and under different update schemes (synchronous, asynchronous, generalized asynchronous). We provide some insights on the application of reduction, and an ample inventory of examples and counterexamples.

1 Introduction

In the investigation of complex systems where quantitative data is scarce, one can resort to tracking only the absence or presence of the interacting entities. Their interplay can be abstracted through logical rules, resulting in the creation of a model usually known as a Boolean network (Schwab et al., 2020; Pušnik et al., 2022; Kadelka et al., 2024). As models become larger and more elaborate, reduction techniques are adopted to curb the model complexity (see e.g. Naldi et al. (2009); Zañudo and Albert (2013); Veliz-Cuba et al. (2014); Argyris et al. (2023)). Among these, variable elimination is quite popular and natural. It consists in the removal of an intermediate component, and a consequent rewiring of the influence diagram to account for regulations that were mediated by this component. The effects of such modifications are sometimes not intuitive, even in discrete dynamics. For instance, while fixed points are always preserved, the removal of a simple intermediate variable in a linear chain of variables of arbitrary length can change the number of asynchronous cyclic attractors (Schwieger and Tonello, 2024). Here we make further investigations on the impact of elimination of variables on objects of interest in the analysis of Boolean networks. We look specifically at the effects on attractors, minimal trap spaces, and phenotype control strategies.

Attractors are often the first entities that are identified when building a model, as they should capture the stable behaviours. The consequences of variable elimination on attractors have been previously studied mostly in the *asynchronous* dynamics case (Naldi et al., 2009, 2011; Veliz-Cuba, 2011; Schwieger and Tonello, 2024), that is, under the update scheme where only one component can be updated in each transition. Here we look also at other update choices. The *synchronous* update requires all changes to happen at the same time and, as we will see, behaves more poorly than other updates with respect to variable elimination. Besides the synchronous and asynchronous updates, we consider the *general asynchronous* dynamics, which allows the simultaneous update of any possible subset of the variables that can be updated, and in particular contains all transitions of both the synchronous and

asynchronous dynamics. Even richer than the general asynchronous dynamics is the *most permissive* dynamics, which accounts for all possible behaviours that can be generated by multilevel versions of the Boolean network (Paulevé et al., 2020).

Minimal trap spaces are interesting because they generally provide good approximations for attractors (Klarner and Siebert, 2015), and at the same time are not as challenging to compute for Boolean biological models (Trinh et al., 2022; Moon et al., 2022). Under the most permissive semantics, attractors and minimal trap spaces coincide (Paulevé et al., 2020). Here we describe a simple structural property that guarantees preservation of minimal trap spaces (Theorem 3.3). By “structural” we mean a condition on the interaction graph which does not depend on the update chosen to generate the dynamics. This particular condition requires that the variable being eliminated and its targets have no regulators in common. When this condition is satisfied, we call the variable being eliminated a *mediator*.

Identification of control strategies is one of the main objectives of logical modelling of biological systems (Glass and Kauffman, 1973; Zañudo and Albert, 2015; Plaughner and Murrugarra, 2023). Even in this rather niche context, control can be interpreted and approached in many ways, e.g., by controlling nodes or edges, considering permanent, temporal or sequential interventions, etc. (see for instance Biane and Delaplace (2018); Sordo Vieira et al. (2020); Su and Pang (2020b)). Here we focus on *phenotype control* achieved via permanent node interventions. The objective is to find restrictions on the values of some variables that are able to steer the dynamics towards a desired asymptotic behaviour. We further distinguish between three type of interventions. We consider attractor control strategies (Akutsu et al., 2012; Zañudo and Albert, 2015; Su and Pang, 2020a; Cifuentes Fontanals et al., 2020; Cifuentes-Fontanals et al., 2022) that ensure that all attractors are contained in the desired phenotype; a second type of control strategy, that guarantees that the minimal trap spaces are in the target phenotype (Paulevé, 2023; Riva et al., 2023); and a stronger class of interventions, which we call strategies by *value propagation*, requiring that the fixed values propagate in the network until the phenotype variables are fixed (Samaga et al., 2010). Control strategies belonging to the latter category are probably the most popular, for the following reasons: they are control strategies also under the other two definitions, they apply independently of the update scheme, and can be identified quite efficiently for example with Answer Set Programming (Kaminski et al., 2013).

After providing the formalization and notation required to address reduction and control in Boolean networks (Section 2), we make preliminary observations about the effect of elimination of network components on attractors and minimal trap spaces (Section 3), instrumental to the discussions about control in the last section (Section 4). We organise our investigations around two main questions: if a control strategy exists for a given phenotype in a Boolean network, is a control strategy guaranteed to exist for a reduced version of the Boolean network? And if a reduced Boolean network can be controlled for a given phenotype, can we find a control intervention for the original network? We consider the questions for all the aforementioned dynamics and control types, for eliminated components that are mediators and in the general case. We find that control strategies by value propagation are more robust to component elimination: the first question can be answered always positively (Theorem 4.6), and the second only partially (Examples 4.7 and 4.16 and Theorems 4.8 and 4.9). Removal of mediator nodes works well for control of minimal trap spaces (Theorem 4.3), but is not a guarantee for good behaviour in the general attractor case, as clarified by many counterexamples.

2 Definitions and background

We set $\mathbb{B} = \{0, 1\}$. Boolean networks on n components (or variables) are maps from \mathbb{B}^n to itself, used to model, for instance, the qualitative behaviour of interacting biological species (Schwab et al., 2020; Pušnik et al., 2022). \mathbb{B}^n is called the *state space* of networks on n components. We write $[n] = \{1, \dots, n\}$

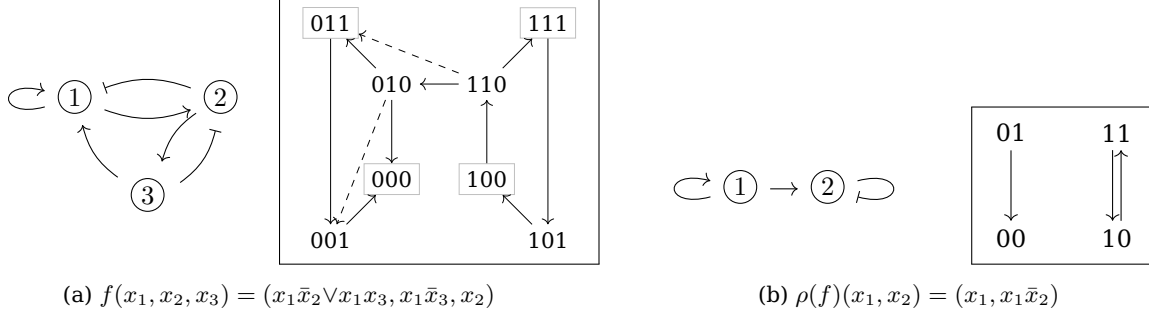


Figure 1: (a) Interaction graph and state transition graphs of a Boolean network in 3 components. States in boxes are representative states w.r.t. the component $n = 3$, which is not autoregulated. (b) Interaction graph and state transition graphs of the Boolean network obtained from the network in (a) by elimination of component 3. $\text{AD}(\rho(f))$, $\text{SD}(\rho(f))$ and $\text{GD}(\rho(f))$ coincide. The transitions $110 \rightarrow 010$ and $110 \rightarrow 011$ are lost in the reduction.

for brevity. The neighbour state of a state $x \in \mathbb{B}^n$ in direction $i \in [n]$ is denoted by \bar{x}^i . Given a set $I \subseteq [n]$ and a state $x \in \mathbb{B}^n$, $x_I \in \mathbb{B}^I$ denotes the projection of x on the components in I . For a set $A \subseteq \mathbb{B}^n$, A_I denotes the set of states x_I with $x \in A$, and $f(A)$ is the image of A under f ($f(A) = \{f(x) \mid x \in A\}$). Given a subset A of \mathbb{B}^{n-1} , we write A^* for the largest subset of \mathbb{B}^n that satisfies $A_{[n-1]}^* = A$ (that is, $A^* = \{x \in \mathbb{B}^n \mid x_{[n-1]} \in A\}$).

Consider a subset I of $[n]$ and a map $c: I \rightarrow \{0, 1\}$. The subset of \mathbb{B}^n consisting of all states x such that $x_i = c(i)$ for all $i \in I$ is called a *subspace* of \mathbb{B}^n . Variables in I are said to be *fixed* in the subspace, while the other components are *free*. It is convenient to represent a subspace as an element of $\Sigma^n = \{0, 1, \star\}^n$, where \star indicates that a component is free. For example, the subspace $S = \star 01 \in \Sigma^3$ is the set $\{001, 101\}$, the first component is free ($S_1 = \star$), and the second and third are fixed ($S_2 = 0, S_3 = 1$). Note that, if $S \subseteq \mathbb{B}^{n-1}$ is a subspace, then S^* is also a subspace.

Dependencies between components as defined by their associated Boolean functions are captured by the so-called *interaction* or *influence graph*. This is a directed signed graph with set of nodes being the components $[n]$, and admitting an edge from node i to node j of sign $s \in \{-1, 1\}$ if, for some state $x \in \mathbb{B}^n$, $f_j(x) \neq f_j(\bar{x}^i)$, and $s = (f_j(\bar{x}^i) - f_j(x))(\bar{x}_i^i - x_i)$. In this case we say that j is regulated by i . In case of $j = i$, j is said to be *autoregulated*.

In the following, the examples of Boolean networks are specified with propositional logic, using \vee for or, while the symbol for and is omitted.

2.1 Update schemes

We define dynamics of a Boolean network f on n components as directed graphs with set of nodes being the state space \mathbb{B}^n . The edges, called *transitions*, are defined depending on the update scheme as follows.

- In the synchronous dynamics ($\text{SD}(f)$) each state that is not fixed has exactly one successor, defined by its image under f , that is, the set of transitions is given by $\{x \rightarrow y \mid x \neq y, y = f(x)\}$.
- In the asynchronous dynamics ($\text{AD}(f)$) only transitions that involve the update of one component are considered: the set of transitions is $\{x \rightarrow y \mid \exists i \in [n] : y = \bar{x}^i, y_i = f_i(x)\}$.
- The general asynchronous dynamics ($\text{GD}(f)$) allows for the update of any combination of possible components, and has therefore edge set $\{x \rightarrow y \mid x \neq y, \forall i \in [n] : y_i \neq x_i \Rightarrow y_i = f_i(x)\}$.

Observe that all transitions in $\text{AD}(f)$ and $\text{SD}(f)$ are transitions in $\text{GD}(f)$.

Other definitions of dynamics are possible. For instance, the most permissive dynamics contains all transitions that are achievable in a multivalued refinement of f (Paulevé et al., 2020), and contains in particular all transitions that are in $\text{GD}(f)$. Although we do not consider the most permissive semantics explicitly here, the results about control of minimal trap spaces have a bearing on most permissive dynamics, because minimal trap spaces and attractors coincide in this case.

In the examples, we draw the transitions in asynchronous dynamics as normal arrows, while the transitions found in synchronous dynamics are dashed (if not drawn as asynchronous), and transitions in general asynchronous are dotted (if not drawn as asynchronous or synchronous).

Example 2.1. Fig. 1 (a) displays the interaction graph and the synchronous, asynchronous and general asynchronous state transition graphs of a Boolean network in 3 components. For instance, the state 100 has one successor (110) in all three dynamics, whereas the state 110 has one successor (011) in the synchronous, two successors (010 and 111) in the asynchronous, and three successors in the general asynchronous dynamics.

2.2 Trap sets, trap spaces, attractors

Given a state transition graph, a *trap set* is a subset of the state space that admits no outgoing transitions.

A trap set that is minimal with respect to inclusion is called an *attractor*. Attractors that consist of a single state are called *fixed points* or *steady states*. Other attractors are called *cyclic* or *complex*.

A subspace that is also a trap set is called a *trap space*. In other words, a subspace $T \in \Sigma^n$ is a trap space if $f(T) \subseteq T$, that is, if $f_i(T) = T_i$ for all $i \in [n]$ such that $T_i \in \{0, 1\}$. A trap space T is minimal if, given T' trap space, $T' \subseteq T$ implies $T' = T$.

Fixed points and trap spaces are independent of the update scheme. Minimal trap spaces are objects of particular interest. By definition, each minimal trap space contains at least one attractor. On the other hand, empirical studies of Boolean models of biological networks found that minimal trap spaces are generally in one-to-one correspondence with attractors of asynchronous dynamics (Klarner and Siebert, 2015). There are also classes of networks for which the one-to-one correspondence between attractors and minimal trap spaces is guaranteed by structural properties of the interaction graph (Naldi et al., 2023). Moreover, minimal trap spaces are exactly the attractors in most permissive dynamics.

Example 2.2. The Boolean network in Fig. 1a has four trap spaces: $\star\star\star$, $0\star\star$, $00\star$, 000 . There is only one minimal trap space, 000 , which is a fixed point, and there are no cyclic attractors in any dynamics.

The network in Fig. 1b has a fixed point (00) and a cyclic attractor ($\{10, 11\}$). They coincide with the minimal trap spaces.

2.3 Reduction: elimination of components

We recall the definition for elimination of non-autoregulated components (Naldi et al., 2009, 2011; Veliz-Cuba, 2011). For convenience and without loss of generality, we consider the elimination of the last component n .

Since n is not autoregulated, for each $x \in \mathbb{B}^{n-1}$ the equality $f_n(x, 0) = f_n(x, 1)$ holds. We call the state $(x, f_n(x, 0))$ the *representative state* of $\{(x, 0), (x, 1)\}$ for the elimination of component n . It will also be convenient to refer to $(x, f_n(x, 0))$ as the representative state of x .

The reduction $\rho(f): \mathbb{B}^{n-1} \rightarrow \mathbb{B}^{n-1}$ of the Boolean network f by elimination of component n is then defined, for each component $i \neq n$, as f_i applied to the representative states: for each $x \in \mathbb{B}^{n-1}$,

$$\rho(f)_i(x) = f_i(x, f_n(x, 0)) = f_i(x, f_n(x, 1)).$$

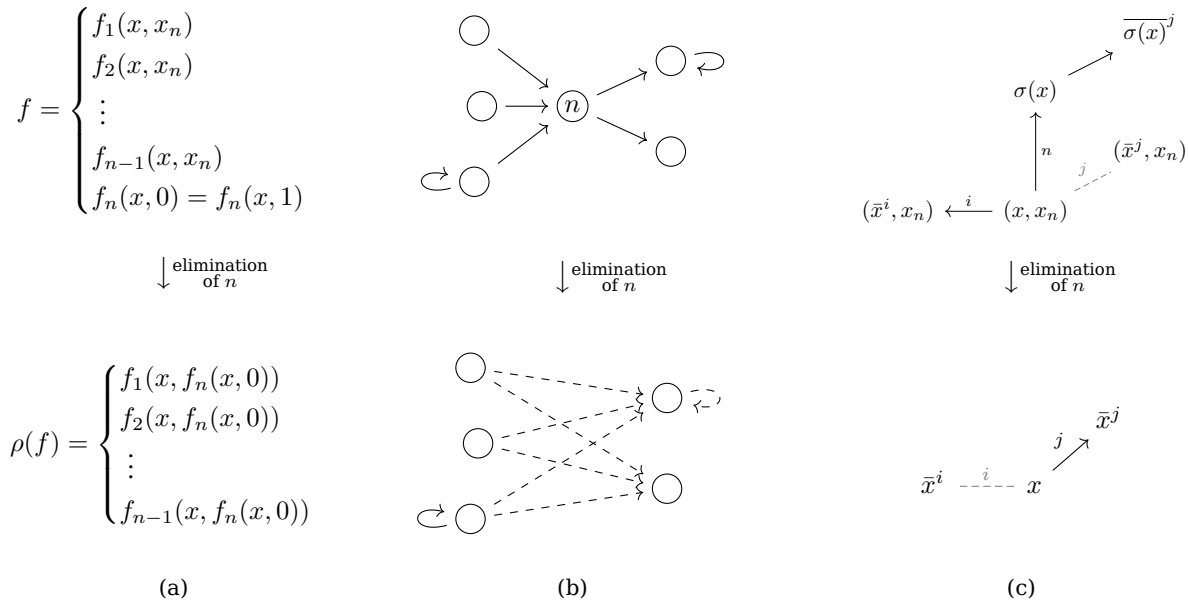


Figure 2: Schematics summarizing the idea behind elimination of a non-autoregulated component (component n in the figure). (a) Effect on the update functions: all instances of x_n are substituted with the update function f_n of n . (b) Effect on the interaction graph: paths of length two that are mediated by n become direct interactions or can disappear with the reduction. (c) Effect on the asynchronous dynamics: $\sigma(x)$ is the representative state of (x, x_n) . Only transitions that start from a representative state are guaranteed to be preserved.

Equivalently, denoting $\sigma: \mathbb{B}^{n-1} \rightarrow \mathbb{B}^n$ the map that associates to each state x the representative state of x , we can write

$$\rho(f)_i = f_i \circ \sigma. \quad (1)$$

Intuitively, when the update function for component n does not depend on n itself, one can replace all instances of x_n in the update functions of other components with f_n , obtaining a Boolean network that does not involve n (Fig. 2a). The relationships between the resulting dynamics and interaction graphs and the original dynamics and interaction graphs have been studied in particular in (Naldi et al., 2009, 2011; Veliz-Cuba, 2011). In terms of regulatory structure, while interactions can disappear with the reduction (Fig. 2b) the existence of a path of sign s in the interaction graph of $\rho(f)$ implies the existence of a path of the same sign in the interaction graph of f . Concerning the dynamics, one can easily derive the following:

- (1) For all $x \in \mathbb{B}^n$, there is a transition from $\overline{\sigma(x)^n}$ to $\sigma(x)$ in $\text{AD}(f)$ and $\text{GD}(f)$ (but not necessarily in $\text{SD}(f)$).
- (2) For $J \subseteq V \setminus \{n\}$ and $x \in \mathbb{B}^n$, for any dynamics D , there exists a transition in $D(\rho(f))$ from x to $\overline{x^J}$ if and only if there is a transition in $D(f)$ from $\sigma(x)$ to $\overline{\sigma(x)^J}$.
- (3) As a consequence, $x \in \mathbb{B}^n$ is a fixed point for $\rho(f)$ if and only if $\sigma(x)$ is a fixed point for f , and there is a one-to-one mapping between the fixed points of f and the fixed points of $\rho(f)$.

Looking at observation (2) we can state that a transition that starts at a non-representative state is not represented in the reduced dynamics, unless a parallel transition exists that starts at its corresponding representative state (Fig. 2c). Note how point (1) creates a difference between the synchronous

dynamics and the other dynamics. This distinction is at the source of many limitations that arise in the application of elimination of components to synchronous dynamics. We will later take a closer look at what happens to trap spaces (Section 3.1), and discuss cyclic attractors (Section 3.2).

Example 2.3. In Fig. 1a, the representative states for the elimination of component 3 are in boxes. For instance, since $f_3(110) = 1$, the representative state of 110 and 111 is the state 111. The Boolean network resulting from the elimination is shown in Fig. 1b. We can observe that the transition from 111 to 101 results in a transition from 11 to 10 in the reduction (111 is a representative state), while the transitions from 110 to 010 or to 011 are not preserved by the reduction, since no similar transitions exist with source the representative state 111 of 110.

2.4 Control strategies

In this work, a *control strategy* to be applied on a Boolean network $f: \mathbb{B}^n \rightarrow \mathbb{B}^n$ is *identified with a subspace* of \mathbb{B}^n . Informally, the application of a control strategy consists in fixing the value of a subset of the components.

The result of the application of control strategy S to f will be denoted by $C(f, S)$, and is defined as another Boolean network from \mathbb{B}^n to itself.

For each component i , we set:

$$C(f, S)_i = \begin{cases} f_i, & \text{if } i \text{ is free in } S, \\ S_i, & \text{otherwise.} \end{cases}$$

Remark 2.4. The interaction graph of $C(f, S)$ is a subgraph of the interaction graph of f .

Example 2.5. For the network in Fig. 3a, applying the control defined by $S = \star 1$ means changing the update function $f_2(x_1, x_2) = x_1$ to $C(f, S)_2(x_1, x_2) = 1$ (Fig. 3b).

One can observe that the elimination of a component and the application of a control strategy commute, provided that the eliminated component is not fixed in the control strategy. This is stated by the following proposition.

Proposition 2.6. *Suppose that n is free in S . Then $C(\rho(f), S_{[n-1]}) = \rho(C(f, S))$.*

Proof. If i is fixed in S , then both $C(\rho(f), S_{[n-1]})_i$ and $\rho(C(f, S))_i$ equal S_i . If i is free in S , then its update function is not changed by the application of the control strategy, thus $C(\rho(f), S_{[n-1]})_i = \rho(f)_i$ and $C(f, S)_i = f_i$. Hence, $C(f, S)_n = f_n$, and therefore $\rho(C(f, S))_i = \rho(f)_i = C(\rho(f), S_{[n-1]})_i$. \square

Now, consider the removal of a component that is fixed in S . The application of the control S to f and the elimination of the component, when performed in a different order, can result in a different Boolean network.

For example, the restriction of $f(x_1, x_2) = (x_1 \vee x_2, x_1)$ to $S = \star 1$ gives $C(f, S) = (x_1 \vee x_2, 1)$ and $\rho(C(f, S))(x_1) = 1$, whereas $\rho(f)(x_1) = x_1 = C(\rho(f), S_{[1]}) = \star(x_1)$ (see Fig. 3).

In light of this latter remark, we restrict the analysis of control strategy behaviour under reduction to the removal of components that are free in the control strategy:

$$S_n = \star. \tag{A}$$

2.4.1 Phenotype control

The objective of control is typically the redirection of the asymptotic behaviour towards a phenotype of interest. For the purpose of this work, a *phenotype* is defined as a subspace, i.e., it is identified by fixing some components to specific values.

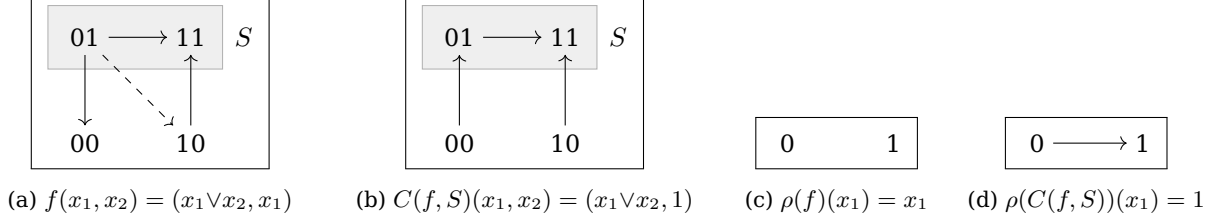


Figure 3: Example illustrating that, if $S_n \neq \star$, then $C(\rho(f), S_{[n-1]})$ and $\rho(C(f, S))$ can differ.

We can think of components that are fixed in a phenotype as *readouts* of the model; phenotypes are often defined using output components (components that are not regulators of any other component). Control strategies instead work on components that can be modified, and control often focuses on (but is not necessarily limited to) input components, meaning components that are not the target of any regulator. Since components that are fixed in phenotypes or in control strategies fulfill two opposite roles, it is reasonable to *limit the control strategies under consideration to subspaces S that do not fix any component that is fixed in the target phenotype P* :

$$i \in [n], P_i \in \{0, 1\} \Rightarrow S_i = \star. \quad (\text{B})$$

Assumption B gives a restriction on the possible control strategies that can be investigated for a given phenotype, adding to assumption A, which imposes that components being eliminated must be free in the control strategy. Note that we do not make any restriction on P_n , that is, we do not assume that the eliminated component is free in the phenotype. In fact, we will analyse the two cases separately (n free in P and n fixed in P). In both of these cases, as per assumption A, n is not allowed to be targeted by the control strategy.

We distinguish between three types of phenotype control here (see Fig. 5). The first looks at ensuring that all attractors are in the desired phenotype, and depends on the dynamics of interest.

Fix a Boolean network f on n variables and a phenotype $P \in \Sigma^n$.

Definition 2.7. (*Phenotype control for attractors*) A subspace S is an attractor-control strategy for (f, P) under dynamics D if all the attractors of the dynamics $D(C(f, S))$ are contained in P .

A different approach focuses on controlling minimal trap spaces only, and is therefore independent of the dynamics.

Definition 2.8. (*Phenotype control for minimal trap spaces*) A subspace S is an MTS-control strategy for (f, P) if all the minimal trap spaces of $C(f, S)$ are contained in P .

Control of minimal trap spaces is neither strictly stronger nor strictly weaker than attractor control, as illustrated by the following examples. In figures, the gray boxes cover states belonging to the target phenotype.

Example 2.9. (Attractor-control strategy that is not an MTS-control strategy) Consider the asynchronous dynamics for the Boolean network $f(x_1, x_2, x_3) = (x_2 \bar{x}_3, x_3 \bar{x}_2, x_2 \vee \bar{x}_3)$ (Fig. 4a). Take $P = 0\star\star$. Since the unique attractor of $AD(f)$ ($\{000, 001, 011\}$) is contained in P , $S = \star\star\star$ is an attractor-control strategy for (f, P) . However, f admits only one trap space, the full state space. Hence, S is not an MTS-control strategy for (f, P) . Similarly, $S = \star\star\star$ is an attractor-control strategy for the synchronous dynamics of $f(x_1, x_2, x_3) = (x_2 x_3, x_3, \bar{x}_3)$, with $P = 0\star\star$ (Fig. 4b), $S = \star\star\star\star$ is an attractor-control strategy for the general asynchronous dynamics of $f(x_1, x_2, x_3, x_4) = (x_2 x_3 x_4, x_4(x_2 \vee \bar{x}_1 \bar{x}_3), \bar{x}_1(x_2 x_3 \vee \bar{x}_2 \bar{x}_4), x_3 \bar{x}_1)$ and the phenotype $P = 0\star\star\star$ (graph not shown).

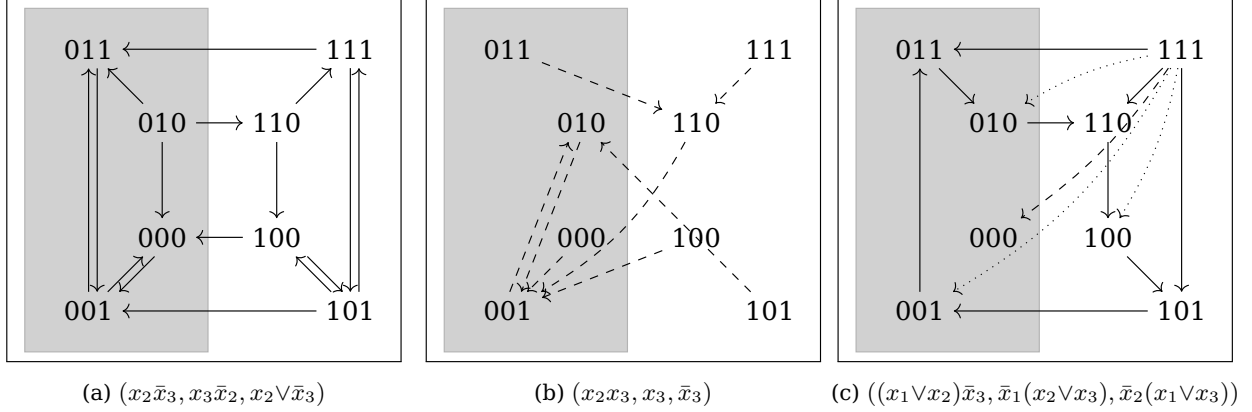


Figure 4: $S = \mathbb{B}^3$ is an attractor-control strategy for $P = 0\star\star$ for an asynchronous dynamics (case (a)), for a synchronous dynamics (case (b)). On the other hand, S is not an MTS-control strategy. (c): $S = \mathbb{B}^3$ is an MTS-control strategy for $P = 0\star\star$, since the unique minimal trap space is the fixed point 000. S is not an attractor-control strategy in any of the three dynamics, given the existence of the attractor $\{001, 010, 011, 100, 101, 110\}$.

Example 2.10. Since attractors can exist outside of minimal trap spaces, MTS-control strategies are not necessarily attractor-control strategies. An example of such situation is given in Fig. 4c.

It should be noted that there are situations where MTS-control strategies are guaranteed to be also attractor-control strategies. This is the case for instance for asynchronous dynamics of networks that admit a *linear cut* (Naldi et al., 2023), for which all asynchronous attractors are contained in minimal trap spaces. Control of minimal trap spaces also translates to attractor control for most permissive dynamics (Paulevé et al., 2020).

To discuss a third phenotype control scenario, we need an additional definition.

We call *propagation* (or *percolation*) function for f the map $\Phi_f: \Sigma^n \rightarrow \Sigma^n$ that associates to each subspace $S \in \Sigma^n$ the minimal subspace, under inclusion, that contains $f(S)$.

Note that, if $S \in \Sigma^n$ is a trap space, $\Phi_f(S)$ is also a trap space, and $f(S) \subseteq S$. Therefore, in this case there exists $k \leq n$ such that $\Phi_f^k(S) = \Phi_f^{k+i}(S)$ for all $i \in \mathbb{N}$. We write $\phi(f) = \Phi_f^n(\mathbb{B}^n)$ for simplicity.

Definition 2.11. (*Phenotype control by value propagation*) A subspace S is a control strategy by (value) propagation for (f, P) if $\phi(C(f, S))$ is contained in P .

S is a control strategy by propagation if fixing the components as defined by S induces other components to get fixed under f and so forth, until all the components fixed in the phenotype P are fixed to their value in P . Clearly all minimal trap spaces and all attractors of f , in any dynamics, are contained in $\phi(f)$. As a consequence, a control strategy by propagation is an attractor-control strategy in any dynamics, and an MTS-control strategy. The converse is not true.

Example 2.12. The control strategies given in Example 2.9 are attractor-control strategies but not control strategies by value propagation. For the example in Fig. 4c, $\star\star\star$ is an MTS-control strategy and not a control strategy by value propagation. For the Boolean network in Fig. 1 (a), the full space $S = \star\star\star$ is an attractor-control strategy under all dynamics and an MTS-control strategy for (f, P) with $P = 0\star\star$, but not a control strategy by value propagation.

Control strategies by value propagation have the desirable property of working independently of the dynamics considered, as happens for MTS-control strategies. Control strategies by value propagation can be thought of as particularly “robust” since they allow control of all attractors in all updates.

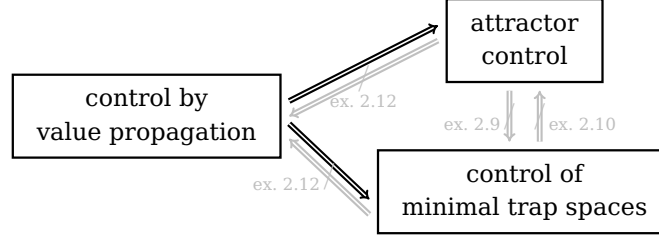


Figure 5: Relationship between the three different approaches to phenotype control studied in this paper. The black double-lined arrows indicate total inclusion of phenotype control: any control by value propagation is an attractor-control and MTS-control strategy. Gray double-lined arrows with a slash indicate that the relationship is not always true. A reference to a counterexample is provided.

3 Consequences of reduction on asymptotic dynamics

It is well known that elimination of components affects the asymptotic dynamics of Boolean networks. The map described in Fig. 1 shows an example of reduction having an impact on the number of minimal trap spaces and the number of attractors in all update modes. In this section we first consider the effect of component elimination on minimal trap spaces, and identify a structural condition for their preservation: elimination of *mediator* components, i.e., components having regulators distinct from the regulators of their targets. Then we clarify some differences and commonalities on the effects of reduction on the asymptotic behaviour under different update schemes.

3.1 Minimal trap spaces

We first list some general observations about trap spaces and elimination of components.

Proposition 3.1. *Suppose that $T \in \Sigma^n$ is a trap space for f . Then:*

- (i) $T_{[n-1]}$ is a trap space for $\rho(f)$.
- (ii) if T is a minimal trap space and $T_n \in \{0, 1\}$, then $T_{[n-1]}$ is a minimal trap space.
- (iii) if T is a minimal trap space and $T_i \in \{0, 1\}$ for all targets i of n , then $T_{[n-1]}$ is a minimal trap space.

Proof. (i) For all $x \in T_{[n-1]}$ and for all $i \neq n$, if T_i is in $\{0, 1\}$, then by Eq. (1), since $\sigma(x)$ is in T , we have $\rho(f)_i(x) = f_i(\sigma(x)) = T_i$.

(ii) $T_{[n-1]}$ is a trap space by the first point. Suppose that $T' \subseteq T_{[n-1]}$ is a trap space. Take $i \neq n$ such that T'_i is in $\{0, 1\}$, we want to show that $T_i = T'_i$. For any state $x \in T$ we have $f_i(x) = f(x_{[n-1]}, T_n) = f(x_{[n-1]}, f_n(x)) = \rho(f)_i(x_{[n-1]}) = T'_i$.

(iii) Suppose that $T' \subseteq T_{[n-1]}$ is a trap space. Take $i \neq n$ such that T'_i is in $\{0, 1\}$, we want to show that $T_i = T'_i$. For any state $x \in T$:

- if i is not a target of n , then $f_i(x) = f_i(\bar{x}^n)$, therefore $f_i(x) = f_i(\sigma(x_{[n-1]})) = \rho(f)_i(x_{[n-1]}) = T'_i$;
- if i is a target of n , then, since T_i is in $\{0, 1\}$ and representative states of states in T are in T , we have $T_i = f_i(x) = f_i(\sigma(x_{[n-1]})) = \rho(f)_i(x_{[n-1]}) = T'_i$.

□

For each minimal trap space T of f , the reduction $\rho(f)$ admits at least one minimal trap space contained in $T_{[n-1]}$. The reduced network can also admit “new” trap spaces outside of projections of minimal trap spaces of f . We introduce some terminology to relate the set of minimal trap spaces of a network to the set of minimal trap spaces of its reduction.

Definition 3.2. The minimal trap spaces of f are *strictly preserved* by the reduction if, for each minimal trap space T' of $\rho(f)$ there exists a minimal trap space T of f such that $T' = T_{[n-1]}$.

The form of preservation introduced by the definition is rather strong. If the minimal trap spaces are strictly preserved by the reduction, it is easy to see that, given T minimal trap space for f , $T_{[n-1]}$ is a minimal trap space for $\rho(f)$. Therefore the minimal trap spaces of f and $\rho(f)$ are in one-to-one correspondence.

The following result gives a sufficient condition for the preservation of minimal trap spaces.

Theorem 3.3. *Suppose that no regulator of n regulates a target of n . Then the minimal trap spaces of f are strictly preserved by the elimination of n .*

Proof. Consider T' minimal trap space for $\rho(f)$. Suppose that there is no minimal trap space T for f such that $T' = T_{[n-1]}$. We show that there exists a regulator j of n that regulates a target i of n .

Write T for the smallest trap space for f that satisfies $T' \subseteq T_{[n-1]}$.

If $T' = T_{[n-1]}$, then, by hypothesis, T is not a minimal trap space. That is, T contains a smaller trap space T'' . By definition of T , $T''_{[n-1]}$ does not contain $T'_{[n-1]}$. By Proposition 3.1 $T''_{[n-1]}$ is therefore a trap space for $\rho(f)$ strictly contained in T' , in contradiction with the minimality of T' . Hence $T' \neq T_{[n-1]}$.

Now consider the subspace $S \in \Sigma^n$ that satisfies $S_i = T'_i$ for $i \neq n$ and $S_n = T_n$.

Suppose that T_n is in $\{0, 1\}$. Then, since S is contained in T , for any $x \in S$ we have $f_n(x) = S_n = T_n$. Therefore for i fixed in T' we have $f_i(x) = f_i(x_{[n-1]}, T_n) = \rho(f)_i(x_{[n-1]})$, and since $x_{[n-1]}$ is in T' we find $f_i(x) = T'_i = S_i$. Therefore S is a trap space that satisfies $T' \subseteq S_{[n-1]}$ strictly contained in T , contradicting the definition of T .

We therefore have that $S_n = T_n = \star$. S is strictly contained in T , and is not a trap space by definition of T . Therefore there exists a component i that is fixed in S such that f_i is not constantly equal to S_i on S . Since T' is a trap space for $\rho(f)$ and i is fixed in T' , we have that $\rho(f)_i(x_{[n-1]}) = f_i(\sigma(x_{[n-1]})) = S_i$ for all $x \in S$.

Now suppose that f_n is constant on S and equal to a . Consider the subspace $S' = S \cap \{x_n = a\}$ which is contained in S . Then $f_n(x) = a = x_n$ for all $x \in S'$, and for all j fixed in S we have $f_j(x) = f_j(x_{[n-1]}, a) = f_j(\sigma(x_{[n-1]})) = S_j$, and S' is a trap space strictly contained in T that satisfies $T' \subseteq S'_{[n-1]}$, a contradiction.

We can therefore apply Lemma 3.4 to f and the subspace S . Since i is fixed in S , the lemma gives the existence of a component $j \neq i$ that regulates both n and i . \square

Lemma 3.4. *Suppose that there exists a subspace S with $S_n = \star$ such that f_i and f_n are not constant on S and $\rho(f)_i$ is constant on $S_{[n-1]}$. Then there exists a component $j \neq n$ such that $S_j = \star$ that is a regulator of both n and i .*

Proof. If i does not depend on n on S , then for all $x \in S$ we have $f_i(x) = \rho(f)_i(x_{[n-1]})$ and f_i is constant on S , contradicting the hypothesis. Therefore, i is a target of n , and there exists a state $w \in S$ such that $w \neq \sigma(w_{[n-1]})$, $f_i(\sigma(w_{[n-1]})) = a$ and $f_i(w) = 1 - a$. Set $b = w_n$, so that $f_n(w) = 1 - b$.

Since f_n is not constant on S , there exists a state $y \in S$ such that $f_n(y) = b$. We can assume $\sigma(y_{[n-1]}) = y$, that is, $y_n = b$. Because y is a representative state, we have $f_i(y) = a$.

Summarizing, we have

$$\begin{aligned} w_n &= y_n = b, \\ f_n(w) &= 1 - b, f_n(y) = b, \end{aligned}$$

$$f_i(w) = 1 - a, f_i(y) = a.$$

Observe that w and y are different states. Take the closest pair of states w, y in S that satisfy these conditions.

Take a neighbour $z = \bar{w}^j$ of w in S closer to y than w (z might coincide with y). Observe that $z_n = w_n = y_n = b$, and $j \neq n$.

If $f_n(z) = b \neq f_n(w)$ (in particular, z is representative), then, by the hypothesis on $\rho(f)_i = f_i \circ \sigma$, $f_i(z) = a \neq f_i(w)$, and j is a regulator of both i and n .

If instead $f_n(z) = 1 - b$, then $z \neq y$ and, since the distance from w to y is minimal, again we must have $f_i(z) = a \neq f_i(w)$, and j is a regulator of i . Now consider $v = \bar{y}^j$. If $f_n(v) = b$, then $f_i(v) = a$, contradicting the minimality of the distance between w and y . Therefore, $f_n(v) = 1 - b \neq f_n(y)$ and j regulates n , which concludes. \square

The theorem gives a simple structural condition for selecting components to eliminate without affecting the minimal trap spaces. We have shown in particular that, if T is a minimal trap space for f and T' is a minimal trap space for $\rho(f)$ strictly contained in $T_{[n-1]}$, then any component i that is fixed in T' and not in T is regulated by n , as well as by at least one regulator of n distinct from i .

We say that a component is *linear* if it has exactly one regulator and one target. A linear mediator component is therefore a particularly simple intermediate whose role is just to mediate the regulation between two components. In investigating mediator components, we considered whether an added assumption of linearity might guarantee better results in terms of preservation of control strategies than the more general mediator assumption, and found no additional benefits. In the examples that investigate the impact of removal of mediator components, we will consider in particular the elimination of linear mediator components, in order to illustrate that even a seemingly minor modification of the interaction graph can have consequences on the controllability of a network.

3.2 Attractors

Contrary to trap spaces, attractors are dependent of the update scheme. The impact of reduction on attractors has been studied mostly under asynchronous dynamics (Naldi et al., 2009, 2011; Veliz-Cuba, 2011; Tonello and Paulevé, 2023; Schwieger and Tonello, 2024). Here we make some observations that highlight some differences between synchronous dynamics and other updating schemes.

We first observe that trap sets are converted to trap sets in the reduction, except in the synchronous dynamics.

Lemma 3.5. *For D in $\{AD, GD\}$, if $A \subseteq \mathbb{B}^n$ is a trap set for $D(f)$, then $A_{[n-1]}$ is a trap set for $D(\rho(f))$. Moreover, $\sigma(x)$ is in A for all $x \in A_{[n-1]}$.*

Proof. The last observation follows from the fact that, for $x \in A_{[n-1]}$, either $\sigma(x)$ or $\overline{\sigma(x)}^n$ is in A , and the first is a successor of the second.

Suppose that $x \in A_{[n-1]}$ and that $D(\rho(f))$ contains a transition from x to $y \neq x$. We want to show that y is in $A_{[n-1]}$. Call I the set of indices such that $\bar{x}^I = y$.

For all $i \in I$, $\rho(f)_i(x) = f_i(\sigma(x)) \neq x_i$, therefore there is a transition in $D(f)$ from $\sigma(x)$ to $\overline{\sigma(x)}^I$. Since the representative state $\sigma(x)$ belongs to A , $\overline{\sigma(x)}^I$ is also in A , and $\overline{\sigma(x)}_{[n-1]}^I = \bar{x}^I = y$ is in $A_{[n-1]}$. \square

Example 3.6. Take $f(x_1, x_2, x_3) = (x_1 \bar{x}_3, 0, 0)$, which reduces to $\rho(f)(x_1, x_2) = (x_1, 0)$ under elimination of x_3 . The states 000 and 111 both map to 000, hence $A = \{000, 111\}$ is a trap set for $SD(f)$.

In $SD(\rho(f))$, 00 maps to 00 but 11 maps to 10, hence $A_{[n-1]} = \{00, 11\}$ is not a trap set.

Lemma 3.7. *For D in $\{AD, GD\}$, if A is an attractor for $D(f)$, then $A_{[n-1]}^*$ contains at most one attractor for $D(f)$.*

Proof. Take a state x in $A_{[n-1]}$. Then either $\overline{\sigma(x)^n}$ or $\sigma(x)$ belongs to A . Since in $D(f)$ there is a transition from $\overline{\sigma(x)^n}$ to $\sigma(x)$, if $\overline{\sigma(x)^n}$ belongs to an attractor, then $\sigma(x)$ belongs to the same attractor. \square

Consequence of Lemmas 3.5 and 3.7 is that in asynchronous and generalized asynchronous dynamics the number of attractors cannot decrease with the reduction.

As happens for Lemma 3.5, Lemma 3.7 also fails for the synchronous dynamics, since a state and its representative are not always linked by a transition.

Example 3.8. Consider the map $f(x_1, x_2) = (x_2, x_1)$ and the elimination of the second component. In the synchronous dynamics, there is no transition from state 01 to its representative 00, and from state 10 to its representative 11.

The dynamics has three attractors: the steady states 00 and 11, and the cycle $A = \{01, 10\}$. The cycle projects to $A_{[n-1]} = \{0, 1\}$, and $A_{[n-1]}^*$ contains three attractors.

In the previous section we proved that, if the component being eliminated and its targets have no regulator in common, then to each minimal trap space of the original network corresponds a unique minimal trap space of the reduced network (Theorem 3.3). In particular, under these conditions the attractors of the most permissive dynamics of f and the attractors of the most permissive dynamics of $\rho(f)$ are in one-to-one correspondence. The same conclusion does *not* hold, in general, for attractors in other dynamics. An illustration of such scenario is given in Fig. 7.

4 Phenotype control and reduction

Recall that, for the purpose of this work, a control strategy is a subspace on which the dynamics can be restricted to cause some desired effects on the asymptotic dynamics.

Given a Boolean network f and a phenotype P , we ask the following questions:

Question 1. If S is a control strategy for (f, P) , is the subspace $S_{[n-1]}$ a control strategy for $(\rho(f), P_{[n-1]})$? More generally, does $(\rho(f), P_{[n-1]})$ admit a control strategy?

Question 2. If there exists a control strategy for $(\rho(f), P_{[n-1]})$, does (f, P) admit a control strategy?

We look at answering these questions, in the general case and in the case of removal of a mediator node. As explained in Section 2.4, we only consider control strategies where component n is free (assumption A) and that do not fix any component that is fixed in the phenotype (assumption B), while n can be free or fixed in the phenotype. The results that we present in this section are summarized in Table 1. We start by discussing the cases that have a positive answer.

4.1 Control of minimal trap spaces

Proposition 4.1. Consider an MTS-control strategy S for (f, P) with $S_n = \star$. Suppose that for each minimal trap space T' of $\rho(C(f, S))$ there exists a minimal trap space T of $C(f, S)$ such that $T' \subseteq T_{[n-1]}$. Then $S_{[n-1]}$ is an MTS-control strategy for $(\rho(f), P_{[n-1]})$.

Proof. By Proposition 2.6, $C(\rho(f), S_{[n-1]}) = \rho(C(f, S))$. Since all minimal trap spaces of $C(f, S)$ are contained in P , we find that all minimal trap spaces of $C(\rho(f), S_{[n-1]})$ are contained in $P_{[n-1]}$. \square

The proposition gives a possible strategy to answer Question 1 positively. To answer Question 2 positively, we need to ensure that minimal trap spaces cannot “shrink” with the reduction, possibly leading to emergence of some new MTS-control strategies.

	\exists CS for $(f, P) \Rightarrow$ \exists CS for $(\rho(f), P_{[n-1]})$	\exists CS for $(\rho(f), P_{[n-1]})$ $\Rightarrow \exists$ CS for (f, P)			
	$I \rightarrow \eta \rightarrow J$	$I \rightarrow \eta \rightarrow J$			
AD	✗ Ex. 4.10	✗ Ex. 4.11	✗ Ex. 4.12	✗ Ex. 4.13	
GD					
SD					
MTS					\checkmark Thm. 4.3
VP					\checkmark Thm. 4.6

(a) n fixed in P

	\exists CS for $(f, P) \Rightarrow$ \exists CS for $(\rho(f), P_{[n-1]})$	\exists CS for $(\rho(f), P_{[n-1]})$ $\Rightarrow \exists$ CS for (f, P)			
	$I \rightarrow \eta \rightarrow J$	$I \rightarrow \eta \rightarrow J$			
AD	✗ Ex. 4.14	✗ Ex. 4.15	✗ Ex. 4.18		
GD			✗ Ex. 4.18		
SD			✗ Ex. 4.18		
MTS			\checkmark Thm. 4.3	✗ Ex. 4.17	\checkmark Thm. 4.3
VP			\checkmark Thm. 4.6	✗ VP, SD Ex. 4.7, 4.16 \checkmark AD, GD Thm. 4.8	\checkmark Thm. 4.9

(b) n free in P

Table 1: Summary of results about phenotype control and reduction, for (a) n fixed in the target phenotype P and (b) n free in the target phenotype P . We studied whether the existence of a control strategy (CS) in the initial (resp. reduced) network always implies the existence of a control strategy in the reduced (resp. initial) network. Control strategies target attractors in asynchronous (AD), general asynchronous (GD), and synchronous (SD) dynamics, as well as minimal trap spaces (MTS). VP stands for control by value propagation. In each case, we considered any network, and networks where n is a mediator node (no regulator of node n regulates a target of n). The checkmark (\checkmark) indicates that the property is always true, whereas the cross (**✗**) indicates the existence of counterexamples.

Proposition 4.2. Consider a Boolean network f , a phenotype P with $P_n = \star$ and an MTS-control strategy S for $(\rho(f), P_{[n-1]})$. Suppose that, for each minimal trap space T for $C(f, S^\star)$, $T_{[n-1]}$ is a minimal trap space for $\rho(C(f, S^\star))$. Then the subspace S^\star is an MTS-control strategy for (f, P) .

Proof. Since n is free in S^\star , by Proposition 2.6, $C(\rho(f), S_{[n-1]}^\star) = S = \rho(C(f, S^\star))$. Given a minimal trap space T for $C(f, S^\star)$, $T_{[n-1]}$ is a minimal trap space contained in $P_{[n-1]}$. Therefore, by definition of S^\star , T is contained in P . \square

Observe that, given any subspace S , by Remark 2.4, if n is a mediator node for f , then n is a mediator node also for $C(f, S)$. Therefore, combining the results above with Theorem 3.3, we have the following.

Theorem 4.3. Consider a Boolean network f and a phenotype P . Suppose that no regulator of n regulates a target of n .

- (i) If S is an MTS-control strategy S for (f, P) with $S_n = \star$, then $S_{[n-1]}$ is an MTS-control strategy for $(\rho(f), P_{[n-1]})$.
- (ii) If S is an MTS-control strategy S for $(\rho(f), P_{[n-1]})$ and $P_n = \star$, then the subspace S^\star is an MTS-control strategy for (f, P) .

4.2 Control by value propagation

Control strategies by value propagation are the strongest. It is not surprising then that some correspondence can be established between these strategies and strategies of reduced networks. We start with a lemma.

Lemma 4.4. If S is a trap space and $\Phi_f^k(S)$ is contained in a subspace P for some $k \geq 1$, then $\Phi_{\rho(f)}^k(S_{[n-1]})$ is contained in $P_{[n-1]}$.

Proof. We show, by induction on k , that $\Phi_{\rho(f)}^k(S_{[n-1]})$ is contained in $(\Phi_f^k(S))_{[n-1]}$.

For all $x \in S_{[n-1]}$, $\sigma(x)$ is in S , and $\rho(f)(x)_i = f_i(\sigma(x))$ for all $i \neq n$. Therefore, $\Phi_{\rho(f)}(S_{[n-1]})$ is contained in $(\Phi_f(S))_{[n-1]}$.

Now suppose that $\Phi_{\rho(f)}^k(S_{[n-1]})$ is contained in $(\Phi_f^k(S))_{[n-1]}$. We show that $\Phi_{\rho(f)}^{k+1}(S_{[n-1]})$ is contained in $(\Phi_f^{k+1}(S))_{[n-1]}$. Since $\sigma(x)$ is in $\Phi_f^k(S)$ for all x in $\Phi_{\rho(f)}^k(S_{[n-1]})$, we have again that $\Phi_{\rho(f)}^{k+1}(S_{[n-1]}) = \Phi_{\rho(f)}(\Phi_{\rho(f)}^k(S_{[n-1]}))$ is contained in $(\Phi_f^{k+1}(S))_{[n-1]}$. \square

If S is not a trap space, then the lemma might fail, as shown in this simple example.

Example 4.5. Take $f(x_1, x_2) = (x_1 x_2, x_1)$, reducing to $\rho(f)(x_1) = x_1$ by removal of the second component. Consider $S = \star 0$, which is not a trap space. Clearly, $\Phi_f(S)$ is contained in $P = 0\star$. We have $S_{[n-1]} = \star$, and $\rho(f)(1) = 1$ which is not contained in $P_{[n-1]} = 0$.

Theorem 4.6. Suppose that S is a control strategy by value propagation for (f, P) , and that $\rho(f)$ is obtained from f by removing a component that is free in S . Then $S_{[n-1]}$ is a control strategy by value propagation for $(\rho(f), P_{[n-1]})$.

Proof. We need to show that $\phi(C(\rho(f), S_{[n-1]}))$ is contained in $P_{[n-1]}$. By Proposition 2.6, we have that $\phi(C(\rho(f), S_{[n-1]})) = \phi(\rho(C(f, S)))$. By hypothesis, $\phi(C(f, S)) \subseteq P$, meaning $\Phi_{C(f, S)}^k(\mathbb{B}^n) \subseteq P$ for k sufficiently large. By Lemma 4.4, $\Phi_{\rho(C(f, S))}^k(\mathbb{B}^{n-1}) \subseteq P_{[n-1]}$ for k sufficiently large, which concludes. \square

The meaning of the result is that, if we are interested in control by propagation, a component that is not a candidate target for control can be eliminated, without loss of control strategies.

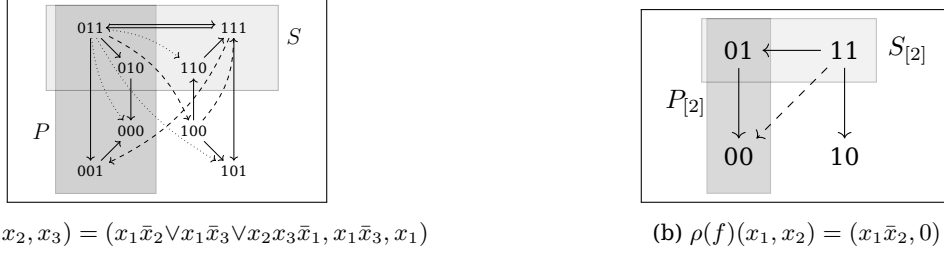


Figure 6: Figure for Example 4.7. $S_{[2]}$ is a control strategy by value propagation, while S is not. S is, however, an attractor-control strategy for asynchronous and general asynchronous dynamics and an MTS-control strategy.

Example 4.7. The existence of a control strategy by value propagation for $(\rho(f), P_{[n-1]})$ does not imply the existence of a control strategy by value propagation for (f, P) . For example, take $f(x_1, x_2, x_3) = (x_1\bar{x}_2 \vee x_1\bar{x}_3 \vee x_2x_3\bar{x}_1, x_1\bar{x}_3, x_1)$, which reduces to $\rho(f)(x_1, x_2) = (x_1\bar{x}_2, 0)$. For $P = 0\star\star$, there are no control strategies by value propagation ($S = \star 1\star$ is an MTS-control strategy and an attractor-control strategy for asynchronous and general asynchronous dynamics).

On the other hand, $\star 1$ is a control strategy by value propagation for $(\rho(f), 0\star)$ (Fig. 6).

We now consider Question 2 and show that the existence of a control strategy by value propagation in a reduced network implies the existence of a control strategy for the original network, which can be computed from the former (Theorem 4.8). As shown by the last example, the control strategy for the original network needs not be a control strategy by value propagation. The existence of a control strategy by value propagation for the original network is guaranteed however if the component being eliminated is a mediator (Theorem 4.9).

Theorem 4.8. *If n is free in P and there is a control strategy by value propagation for $(\rho(f), P_{[n-1]})$, then there exists an MTS-control strategy and an attractor-control strategy for (f, P) under dynamics AD and GD.*

Proof. By hypothesis, there exists $S \in \Sigma^{n-1}$ such that $\phi(C(\rho(f), S)) \subseteq P_{[n-1]}$. Call I the set of components fixed in P . Take any state y in an attractor of $C(\rho(f), S)$. Consider the subspace Y defined as follows: $Y_i = \star$ for $i \in I \cup \{n\}$, $Y_i = y_i$ otherwise. In particular, for all i fixed in S , Y_i equals S_i (so $Y_{[n-1]} \subseteq S$), and if a component $j \notin I$ is fixed in $\phi(C(\rho(f), S))$, then it is fixed in Y to its propagation value $\phi(C(\rho(f), S))_j$. As a consequence, the subspace $\phi(C(\rho(f), Y_{[n-1]}))$ is contained in $\phi(C(\rho(f), S))$, and all the attractors of $C(\rho(f), Y_{[n-1]})$ are contained in $P_{[n-1]}$.

By Lemma 3.5 and Proposition 2.6, under dynamics AD and GD, if A is an attractor of $C(f, Y)$, there exists at least one attractor A' for $\rho(C(f, Y)) = C(\rho(f), Y_{[n-1]})$ in $A_{[n-1]}$ and, for all $u \in A'$, $\sigma(u)$ is in A . Since all attractors of $C(\rho(f), Y_{[n-1]})$ are in $P_{[n-1]}$, this means that all attractors of $C(f, Y)$ intersect with P .

Consider any attractor A of $C(f, Y)$ and take a state z in $A \cap P$. In particular, z is in $P \cap Y$, and for each j fixed in $\phi(C(\rho(f), S))$, z_j equals $\phi(C(\rho(f), S))_j$.

Now take the representative state w of z , which is also in $P \cap Y$ (since $P_n = Y_n = \star$) and part of the same attractor. Recall that the only free components in Y are n and the components in I . Since $f_n(w) = w_n$ (w is representative) and $f_i(w) = \rho(f)_i(w_{[n-1]}) = P_i = w_i$ for all $i \in I$ ($w_{[n-1]}$ is in $\phi(C(\rho(f), S)) \subseteq P_{[n-1]}$), w is a fixed point. Therefore w and z coincide, all the attractors of $C(f, Y)$ are fixed points, and all attractors and minimal trap spaces of $C(f, Y)$ are contained in P . \square

Theorem 4.9. Consider a subspace P with $P_n = \star$. If S is a control strategy by value propagation for $(\rho(f), P_{[n-1]})$ and no regulator of n regulates a target of n , then S^* a control strategy by value propagation for (f, P) .

Proof. Set $g = C(f, S^*)$. Then by Proposition 2.6 we have $\rho(g) = C(\rho(f), S)$. Define $Y = \phi(C(\rho(f), S)) = \phi(\rho(g)) \subseteq P_{[n-1]}$ and $Z = \phi(C(f, S^*)) = \phi(g)$.

By Lemma 4.4, Y is contained in $Z_{[n-1]}$. We assume that the subspace Y is strictly smaller than $Z_{[n-1]}$ and show that there is a regulator of n that regulates a target of n .

By definition of Z , we have $\Phi_g(Z) = Z$. On the other hand, $\Phi_{\rho(g)}(Z_{[n-1]})$ is strictly contained in $Z_{[n-1]}$, meaning that there exists i fixed in Y and not in Z such that $\rho(g)_i$ is constant on $Z_{[n-1]}$ and g_i is not constant on Z . This means in particular that Z_n is not fixed.

If g_n is constant on Z , then $\Phi_g(Z)$ is strictly contained in Z , a contradiction.

Therefore, we can conclude by applying Lemma 3.4 on g and the subspace Z and invoking Remark 2.4. \square

4.3 Counterexamples, elimination of components fixed in the phenotype

In the following we show that Question 1 and Question 2 posed at the start of the section have negative answers in all the cases not covered by the previous results, for the removal of a component fixed in the phenotype (Table 1a).

4.3.1 The projection of a control strategy is not a control strategy for the reduction

Example 4.10. Consider first Question 1. Take the Boolean network in Fig. 1 (a), with target phenotype $P = 0\star 0$. Since the fixed point 000 is the unique attractor of f (in all state transition graphs), the full space $S = \star\star\star$ is an attractor-control strategy under all dynamics and an MTS-control strategy for (f, P) .

Now consider the elimination of the third component (Fig. 1 (b)). The target phenotype becomes $P_{[2]} = 0\star$. The state transition graphs of $\rho(f)$ now admit two minimal trap spaces and two attractors, and applying the (trivial) control $S_{[2]} = \star\star$ does not guarantee that both minimal trap spaces and both attractors fall in the target phenotype. The other possible subspaces $\star 0$ and $\star 1$ are also not control strategies.

Observe that S is not a control strategy by value propagation (we saw in Theorem 4.6 that control strategies by propagation behave well under elimination of components, even when the component being eliminated is fixed in the target phenotype).

Example 4.11. We can reconsider Question 1 with the additional condition that n is a linear mediator node.

Take the network $f(x_1, x_2, x_3, x_4) = (x_3 \vee x_1 x_2 \vee \bar{x}_1 \bar{x}_2, x_4 \vee x_2 \bar{x}_1, x_3 \bar{x}_1 \vee \bar{x}_1 \bar{x}_2, x_3)$ which reduces to the network $\rho(f)(x_1, x_2, x_3) = (x_3 \vee x_1 x_2 \vee \bar{x}_1 \bar{x}_2, x_3 \vee x_2 \bar{x}_1, x_3 \bar{x}_1 \vee \bar{x}_1 \bar{x}_2)$ (Fig. 7). All dynamics of f have only one attractor, the fixed point 0100, while the asynchronous, synchronous and general asynchronous dynamics of $\rho(f)$ have an additional attractor.

The attractor of f is contained in the subspace $P = 0\star\star 0$. However, the reduction $\rho(f)$ does not admit any attractor-control strategy for $P_{[n-1]} = 0\star\star$.

On the other hand, both f and $\rho(f)$ have only one minimal trap space, contained in the phenotype: by Theorem 4.3, in the case of removal of a mediator node, the existence of an MTS-control strategy for f guarantees the existence of an MTS-control strategy in the reduced network.

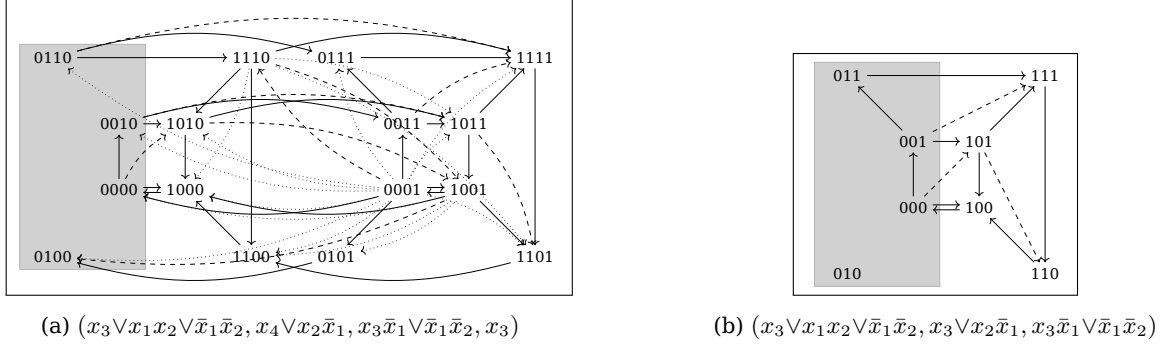


Figure 7: The network on the left has only one attractor, the fixed point 0100. The full space is an attractor- and MTS-control strategy for $P = 0\star\star 0$. The reduced network, on the right, has an additional attractor in the asynchronous, synchronous and general asynchronous dynamics, and no attractor-control strategy.



Figure 8: \mathbb{B}^2 is a control strategy for $(\rho(f), P_{[2]} = 0\star)$ (under all definitions considered here) and there are no control strategies for $(f, P = 0\star 1)$.

4.3.2 New control strategies in reduced networks

Example 4.12. Consider Question 2, and again the Boolean network in Fig. 1. This time take $P = \star 01$. To find a control strategy, we can consider three possible subspaces: $\star\star\star$, $0\star\star$ and $1\star\star$. The first is clearly not a control strategy, since the unique attractor 000 is outside P . The attractors of the state transition graphs defined by $C(f, 0\star\star)$ and $C(f, 1\star\star)$ are also not contained in P . On the other hand, $S = 0\star$ is an attractor-control strategy, an MTS-control strategy and a control strategy by propagation for $(\rho(f), P_{[2]} = \star 0)$.

For a minimal example, we could take the simple network $f(x_1, x_2) = (0, 0)$. Clearly, no control strategy exists if we consider $P = \star 1$. On the other hand, $\rho(f) = 0$ and $P_{[1]} = \star$, so that the full state space $S = \star$ is trivially a control strategy (it is an attractor-control strategy, an MTS-control strategy and a control strategy by propagation).

Example 4.13. For an example where the component being removed is a linear mediator component, consider $f(x_1, x_2, x_3) = (x_2 x_3, 0, x_1)$ and $P = 0\star 1$ (Fig. 8). Without fixing any component, the reduced network is controlled to $P_{[2]} = 0\star$; on the other hand, there are no control strategies for P in the original network.

4.4 Counterexamples, elimination of components not fixed in the phenotype

The examples in this section cover the negative cases in Table 1b.

4.4.1 The projection of a control strategy is not a control strategy for the reduction

If S is an MTS-control strategy for (f, P) , then $S_{[n-1]}$ is not necessarily an MTS-control strategy for $(\rho(f), P_{[n-1]})$.

Example 4.14. Take again the Boolean network in Fig. 1, this time with $P = 0\star\star$. Clearly, $S = \star\star\star$ is an MTS-control strategy and an attractor-control strategy in all dynamics for (f, P) , but there are no control strategies for $(\rho(f), P_{[2]} = 0\star)$.

Example 4.15. For the network in Fig. 7 (a), where $n = 4$ is a linear mediator component, $S = \star\star\star\star$ is an attractor-control strategy for $P = 0\star\star\star$ in $SD(f)$, $AD(f)$ and $GD(f)$, as well as an MTS-control strategy (0100 is the unique attractor).

For the network in Fig. 7 (b) obtained by eliminating the last component, $S = \star\star\star$ is an MTS-control strategy for $P_{[3]} = 0\star\star$ (as guaranteed by Theorem 4.3), but not an attractor-control strategy in $SD(f)$, $AD(f)$ or $GD(f)$. One can verify that there are no attractor control strategies for $(\rho(f), P_{[3]})$.

4.4.2 New control strategies in reduced networks

Here we show that, if S is a control strategy for $(\rho(f), P_{[n-1]})$, then the subspace S^\star is not necessarily a control strategy for (f, P) . The idea is that an attractor or minimal trap space that in the original network is not fully contained in P might get reduced to one that is contained in $P_{[n-1]}$. We first look at an example in dimension 3.

Example 4.16. Consider the map with dynamics represented in Fig. 9 left, and its reduction after the elimination of the third component, on the right. Take $P = \star 0\star$. Then $P_{[2]} = \star 0$, and \mathbb{B}^2 is a control strategy by value propagation for $(\rho(f), P_{[2]})$. However, \mathbb{B}^3 is not a control strategy by value propagation for (f, P) , nor an attractor- or MTS-control strategy. The subspaces $\star\star 0$ and $\star\star 1$ also do not define control strategies for (f, P) .

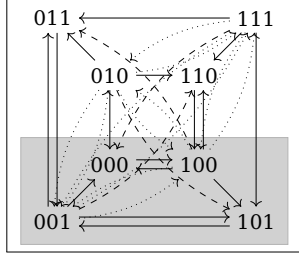
Note that $0\star\star$ and $1\star\star$ are attractor-control strategies for $AD(f)$ and $GD(f)$, as well as MTS-control strategy for (f, P) , in line with Theorem 4.8, despite their union not being a control strategy. They are not control strategies by value propagation or attractor-control strategies for $SD(f)$.

We have seen in Theorem 4.8 that the existence of a control strategy by value propagation in the reduced network guarantees the existence of an attractor-control strategy and MTS-control strategy for the original network. In the following examples, the reduced network admits an MTS-control strategy which is also an attractor-control strategy for $AD(f)$ and $GD(f)$; on the other hand, no control strategy exists for f .

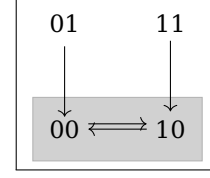
Example 4.17. Here we consider a map with 4 components, as in Fig. 10, where again the last component is removed. For clarity, Fig. 10 (a) and (c) only show the asynchronous dynamics, but the observations also apply to the general asynchronous dynamics.

Take $P = 00\star\star$ as target, which becomes $P_{[3]} = 00\star$ in the reduction. $P_{[3]}$ coincides with the unique attractor and the unique minimal trap space of $\rho(f)$, so $S = \star\star\star = \mathbb{B}^3$ is an attractor-control strategy and MTS-control strategy for $(\rho(f), P_{[3]})$. Observe that S is not a control strategy by value propagation.

On the other hand, it can be verified that no attractor-control and no MTS-control strategy exist for (f, P) . $\star\star\star\star$ is not a control strategy, because it is the unique minimal trap space, and the unique attractor has states outside P . The other subspaces to consider, and the attractors they generate, are as in Fig. 10 (b).

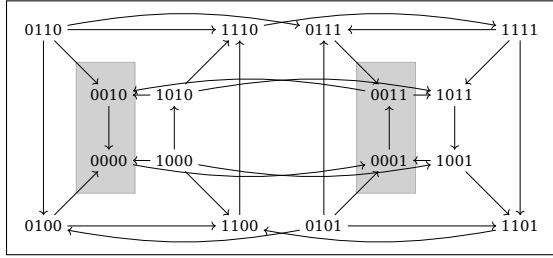


(a) $f(x_1, x_2, x_3) = (\bar{x}_1\bar{x}_2 \vee \bar{x}_1\bar{x}_3 \vee x_2\bar{x}_3, x_1\bar{x}_2\bar{x}_3 \vee \bar{x}_1\bar{x}_2x_3, x_1\bar{x}_2 \vee \bar{x}_1x_2)$



(b) $\rho(f)(x_1, x_2) = (x_1x_2 \vee \bar{x}_1\bar{x}_2, 0)$

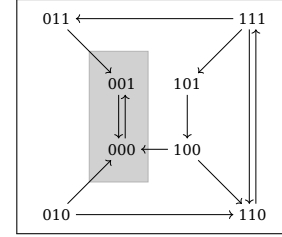
Figure 9: The Boolean network on the left reduces to the one on the right by elimination of the third component. The dotted transitions are part of the asynchronous and generalized asynchronous dynamics. The dashed transitions are found in the synchronous and in the generalized asynchronous dynamics. All other transitions are common to all dynamics. $\star\star$ is a control strategy by value propagation for $(\rho(f), \star 0)$, while $\star\star\star$ is not a control strategy for $(f, \star 0\star)$.



(a) $(x_2\bar{x}_3 \vee x_2\bar{x}_4 \vee x_3x_4\bar{x}_2, x_1\bar{x}_3 \vee x_1\bar{x}_4, x_1\bar{x}_4 \vee x_4\bar{x}_1, x_2x_3 \vee x_1\bar{x}_2 \vee \bar{x}_2\bar{x}_3)$

subspace	attractors
$\star\star\star\star$	$\star\star\star\star \setminus \{0100, 0101, 0110, 1000, 1010\}$
$\star\star\star 0$	$\{000\}, \{111\}$
$\star\star\star 1$	$\{110\}$
$\star\star 0\star$	$\{001\}, \{110\}$
$\star\star 00$	$\{00\}, \{11\}$
$\star\star 01$	$\{00\}, \{11\}$
$\star\star 1\star$	$\{000\}, \{101\}$
$\star\star 10$	$\{00\}, \{11\}$
$\star\star 11$	$\{10\}$

(b) Subspaces and attractors induced.



(c) $(x_2\bar{x}_3 \vee x_1x_3\bar{x}_2, x_1\bar{x}_3, x_1x_2\bar{x}_3 \vee x_2x_3\bar{x}_1 \vee \bar{x}_1\bar{x}_2\bar{x}_3)$

Figure 10: (a) Asynchronous dynamics of a Boolean network. (b) Subspaces that can be considered as candidate control strategies for target $00\star\star$, and attractors and minimal trap spaces obtained. (c) Asynchronous dynamics of the Boolean network obtained from the network in (a) by elimination of the fourth component.

Example 4.18. Attractor-control strategies can be introduced in the reduction under the hypotheses of Theorem 4.3, even when linear mediator components are removed.

For asynchronous dynamics, take the network

$$f(x_1, x_2, x_3, x_4) = (x_1x_2 \vee x_1\bar{x}_3 \vee x_3\bar{x}_1\bar{x}_2, \bar{x}_2\bar{x}_3 \vee x_2x_3\bar{x}_1, \bar{x}_3\bar{x}_4, \bar{x}_2),$$

with $P = 0\star\star\star$. For general asynchronous, with $P = 0\star\star\star\star$, a counterexample is given by the network

$$f(x_1, x_2, x_3, x_4, x_5) = (x_1x_3 \vee x_1\bar{x}_4 \vee x_4\bar{x}_1\bar{x}_3, \bar{x}_2, x_2 \vee \bar{x}_5, x_1x_2x_3 \vee x_1x_3\bar{x}_4 \vee x_2x_3\bar{x}_4, \bar{x}_4),$$

and for synchronous with $P = 0\star\star$, by the network

$$f(x_1, x_2, x_3) = (x_1\bar{x}_2 \vee x_2\bar{x}_1, \bar{x}_2\bar{x}_3, \bar{x}_1).$$

5 Conclusion

We performed an extensive analysis of the relationship between phenotype control and Boolean network reduction by component elimination. We provided examples that clarify that component elimination can

disrupt control in most situations. We also observed that this reduction technique behaves better in relation to control strategies that work independently of the update scheme. In particular, we proved that, if the values fixed by the control strategy propagate through the network until the phenotype subspace is reached, then the same control strategy works in the reduced network (Theorem 4.6). Vice versa, if a control strategy by value propagation exists in a reduced network, under the appropriate conditions (component being removed not fixed in the phenotype) a control strategy exists for the original network, although it might not necessarily work by propagating the fixed values (Theorems 4.8 and 4.9). In addition, we considered the elimination of components under stricter conditions, that is, when the component being eliminated is not regulated by regulators of its targets. Under this hypothesis, we demonstrated that minimal trap spaces are preserved by the reduction (Theorem 3.3), and thus their control in the original and reduced networks are also related (Theorem 4.3). Further work could address the preservation of other properties related to the global structure of trap spaces.

We limited our analysis to the classical elimination of non-autoregulated components. Other types of reduction could be considered, for instance, elimination of negatively regulated components, which generalizes the elimination of components considered here (Schwieger and Tonello, 2024). The analysis can be extended to other types of control, for example temporal control or control that acts on interactions (Su and Pang, 2020b; Biane and Delaplace, 2018). All models imply a trade-off between complexity and level of detail attained, while the consequences of simple differences in modelling choices are often difficult to predict. Given the popularity of the reduction method analysed here, these types of investigations can serve as useful references in the context of logical modelling.

Funding

ET was funded by the Deutsche Forschungsgemeinschaft (DFG, German Research Foundation) under Germany’s Excellence Strategy – The Berlin Mathematics Research Center MATH+ (EXC-2046/1, project ID: 390685689). LP was funded by the French Agence Nationale pour la Recherche (ANR) in the scope of the project “BNeDiction” (grant number ANR-20-CE45-0001).

Conflict of interest disclosure

The authors have no conflict of interest to declare.

Code availability

Several counterexamples referenced in Table 1 for the relationship of control strategies between initial and reduced networks have been synthesized automatically by logic (Answer-Set) programming. The code is available at <https://github.com/pauleve/BN-example-generator>.

References

- T. Akutsu, Y. Zhao, M. Hayashida, and T. Tamura. Integer programming-based approach to attractor detection and control of boolean networks. *IEICE TRANSACTIONS on Information and Systems*, 95(12):2960–2970, 2012. doi:10.1587/transinf.E95.D.2960.
- G. A. Argyris, A. Lluch Lafuente, M. Tribastone, M. Tschaikowski, and A. Vandin. Reducing boolean networks with backward equivalence. *BMC bioinformatics*, 24(Suppl 1):212, 2023. doi:10.1186/s12859-023-05326-9.

- C. Biane and F. Delaplace. Causal reasoning on Boolean control networks based on abduction: theory and application to cancer drug discovery. *IEEE/ACM transactions on computational biology and bioinformatics*, 16(5):1574–1585, 2018. doi:10.1109/tcbb.2018.2889102.
- L. Cifuentes Fontanals, E. Tonello, and H. Siebert. Control strategy identification via trap spaces in Boolean networks. In *Computational Methods in Systems Biology: 18th International Conference, CMSB 2020, Konstanz, Germany, September 23–25, 2020, Proceedings 18*, pages 159–175. Springer, 2020. doi:10.1007/978-3-030-60327-4_9.
- L. Cifuentes-Fontanals, E. Tonello, and H. Siebert. Control in Boolean networks with model checking. *Frontiers in Applied Mathematics and Statistics*, 8:838546, 2022. doi:10.3389/fams.2022.838546.
- L. Glass and S. A. Kauffman. The logical analysis of continuous, non-linear biochemical control networks. *Journal of theoretical Biology*, 39(1):103–129, 1973. doi:10.1016/0022-5193(73)90208-7.
- C. Kadelka, T.-M. Butrie, E. Hilton, J. Kinseth, A. Schmidt, and H. Serdarevic. A meta-analysis of Boolean network models reveals design principles of gene regulatory networks. *Science Advances*, 10(2):eadj0822, 2024. doi:10.1126/sciadv.adj0822.
- R. Kaminski, T. Schaub, A. Siegel, and S. Videla. Minimal intervention strategies in logical signaling networks with ASP. *Theory and Practice of Logic Programming*, 13(4-5):675–690, 2013. doi:10.1017/S1471068413000422.
- H. Klarner and H. Siebert. Approximating attractors of Boolean networks by iterative CTL model checking. *Frontiers in bioengineering and biotechnology*, 3:130, 2015. doi:10.3389/fbioe.2015.00130.
- K. Moon, K. Lee, and L. Paulevé. Computational complexity of minimal trap spaces in Boolean networks. *arXiv preprint arXiv:2212.12756*, 2022.
- A. Naldi, E. Remy, D. Thieffry, and C. Chaouiya. A reduction of logical regulatory graphs preserving essential dynamical properties. In *International Conference on Computational Methods in Systems Biology*, pages 266–280. Springer, 2009. doi:10.1007/978-3-642-03845-7_18.
- A. Naldi, E. Remy, D. Thieffry, and C. Chaouiya. Dynamically consistent reduction of logical regulatory graphs. *Theoretical Computer Science*, 412(21):2207–2218, 2011. doi:10.1016/j.tcs.2010.10.021.
- A. Naldi, A. Richard, and E. Tonello. Linear cuts in Boolean networks. *Natural Computing*, pages 1–21, 2023. doi:10.1007/s11047-023-09945-2.
- L. Paulevé. Marker and source-marker reprogramming of Most Permissive Boolean networks and ensembles with BoNesis. *Peer Community Journal*, 3:e30, 2023. doi:10.24072/pcjournal.255.
- L. Paulevé, J. Kolčák, T. Chatain, and S. Haar. Reconciling qualitative, abstract, and scalable modeling of biological networks. *Nature communications*, 11(1):4256, 2020. doi:10.1038/s41467-020-18112-5.
- D. Plaughner and D. Murrugarra. Phenotype control techniques for Boolean gene regulatory networks. *Bulletin of mathematical biology*, 85(10):89, 2023. doi:10.1007/s11538-023-01197-6.
- Ž. Pušnik, M. Mraz, N. Zimic, and M. Moškon. Review and assessment of Boolean approaches for inference of gene regulatory networks. *Heliyon*, 8(8), 2022. doi:10.1016/j.heliyon.2022.e10222.
- S. Riva, J.-M. Lagniez, G. M. López, and L. Paulevé. Tackling Universal Properties of Minimal Trap Spaces of Boolean Networks. In *International Conference on Computational Methods in Systems Biology*, pages 157–174. Springer, 2023. doi:10.1007/978-3-031-42697-1_11.

- R. Samaga, A. V. Kamp, and S. Klamt. Computing combinatorial intervention strategies and failure modes in signaling networks. *Journal of Computational Biology*, 17(1):39–53, 2010. doi:10.1089/cmb.2009.0121.
- J. D. Schwab, S. D. Kühlwein, N. Ikonomi, M. Kühl, and H. A. Kestler. Concepts in Boolean network modeling: What do they all mean? *Computational and structural biotechnology journal*, 18:571–582, 2020. doi:10.1016/j.csbj.2020.03.001.
- R. Schwieger and E. Tonello. Reduction for asynchronous Boolean networks: elimination of negatively autoregulated components. *Discrete Mathematics & Theoretical Computer Science*, 25(Automata, Logic and Semantics), 2024. doi:10.46298/dmtcs.10930.
- L. Sordo Vieira, R. C. Laubenbacher, and D. Murrugarra. Control of intracellular molecular networks using algebraic methods. *Bulletin of mathematical biology*, 82(1):2, 2020. doi:10.1007/s11538-019-00679-w.
- C. Su and J. Pang. A dynamics-based approach for the target control of Boolean networks. In *Proceedings of the 11th ACM International Conference on Bioinformatics, Computational Biology and Health Informatics*, pages 1–8, 2020a. doi:10.1145/3388440.3412464.
- C. Su and J. Pang. Sequential temporary and permanent control of Boolean networks. In *International Conference on Computational Methods in Systems Biology*, pages 234–251. Springer, 2020b. doi:10.1007/978-3-030-60327-4_13.
- E. Tonello and L. Paulevé. Attractor identification in asynchronous Boolean dynamics with network reduction. In *21st International Conference on Computational Methods in Systems Biology (CMSB 2023)*, 2023. doi:10.1007/978-3-031-42697-1_14.
- V.-G. Trinh, B. Benhamou, K. Hiraishi, and S. Soliman. Minimal trap spaces of Logical models are maximal siphons of their Petri net encoding. In *Computational Methods in Systems Biology: 20th International Conference, CMSB 2022, Bucharest, Romania, September 14–16, 2022, Proceedings*, pages 158–176. Springer, 2022. doi:10.1007/978-3-031-15034-0_8.
- A. Veliz-Cuba. Reduction of Boolean network models. *Journal of Theoretical Biology*, 289:167–172, 2011. doi:10.1016/j.jtbi.2011.08.042.
- A. Veliz-Cuba, B. Aguilar, F. Hinkelmann, and R. Laubenbacher. Steady state analysis of boolean molecular network models via model reduction and computational algebra. *BMC bioinformatics*, 15:1–8, 2014. doi:10.1186/1471-2105-15-221.
- J. G. Zañudo and R. Albert. An effective network reduction approach to find the dynamical repertoire of discrete dynamic networks. *Chaos: An Interdisciplinary Journal of Nonlinear Science*, 23(2), 2013. doi:10.1063/1.4809777.
- J. G. Zañudo and R. Albert. Cell fate reprogramming by control of intracellular network dynamics. *PLoS computational biology*, 11(4):e1004193, 2015. doi:10.1371/journal.pcbi.1004193.