

FFNet: MetaMixer-based Efficient Convolutional Mixer Design

Seokju Yun Dongheon Lee Youngmin Ro^{*}
 Machine Intelligence Laboratory, University of Seoul, Korea
 {wsz871, dslisleedh, youngmin.ro}@uos.ac.kr
<https://github.com/ysj9909/FFNet>

Abstract

Transformer, composed of self-attention and Feed-Forward Network (FFN), has revolutionized the landscape of network design across various vision tasks. While self-attention is extensively explored as a key factor in performance, FFN has received little attention. FFN is a versatile operator seamlessly integrated into nearly all AI models to effectively harness rich representations. Recent works also show that FFN functions like key-value memories. Thus, akin to the query-key-value mechanism within self-attention, FFN can be viewed as a memory network, where the input serves as query and the two projection weights operate as keys and values, respectively. Based on these observations, we hypothesize that the importance lies in query-key-value framework itself for competitive performance. To verify this, we propose converting self-attention into a more FFN-like efficient token mixer with only convolutions while retaining query-key-value framework, namely FFNification. Specifically, FFNification replaces query-key-value interactions with large kernel convolutions and adopts GELU activation function instead of softmax. The derived token mixer, FFNified attention, serves as key-value memories for detecting locally distributed spatial patterns, and operates in the opposite dimension to the ConvNeXt block within each corresponding sub-operation of the query-key-value framework. Building upon the above two modules, we present a family of Fast-Forward Networks (FFNet). Despite being composed of only simple operators, FFNet outperforms sophisticated and highly specialized methods in each domain, with notable efficiency gains. These results validate our hypothesis, leading us to propose “MetaMixer”, a general mixer architecture that does not specify sub-operations within the query-key-value framework. Building on the MetaMixer framework, we also introduce a hybrid strategy that harmoniously integrates attention and FFNified attention, offering a comprehensive view of mixer design.

^{*}Corresponding author.

1. Introduction

Transformer [95] models have emerged as the dominant backbone in Natural Language Processing (NLP) and have successfully extended their influence to the vision domains. The pioneering work of Vision Transformer (ViT) [27] and its follow-ups [7, 13, 58] have showcased promising performances in various vision tasks, posing a formidable challenge to the established Convolutional Neural Networks (CNNs) [37, 45]. Main component of the Transformer, global self-attention, is specialized in modeling long-range dependencies but incurs a quadratic computational complexity with respect to the sequence length. Therefore, deploying this module on resource-constrained mobile devices for real-time applications proves to be much more challenging than using lightweight CNNs. To address these issues, a lot of works have focused on modifying the self-attention module to be more vision-friendly [33, 58, 64, 78] or selectively applying it to low-resolution inputs [49, 94, 106, 110]. As such, effectively leveraging self-attention under strict latency constraints requires laborious adjustments.

On the other hand, most models effortlessly leverage Feed-Forward Networks (FFNs, also known as channel MLP), which aggregate channel information with moderate computational overhead. Nevertheless, in vision domains, FFN is usually excluded from analysis, although there are several motivations to consider FFNs. For example, regardless of modality, whether generative or perception tasks, FFNs serve as a fundamental building block in transformer-based architectures, such as GPT series, ViT and its diffusion-based variants [2, 69]; this ubiquity suggests that FFNs play an indispensable role in achieving competitive performance. Furthermore, Geva et al. [30] suggest that FFNs can be viewed as emulated neural key-value memories [82, 83], where the rows in the first projection weights act as keys correlating with input patterns, and the rows in the second projection weights serve as values that induce a distribution shift over the residual path. Based on this intuition, if a depthwise convolution is used as query projection, ConvNeXt block [59] can also be interpreted as operating via a query-key-value mechanism,

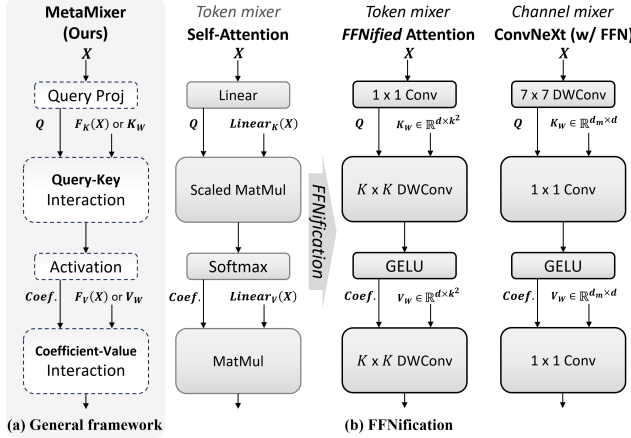


Figure 1. **Overview of MetaMixer.** (a) *MetaMixer* is derived by not specifying sub-operations within the query-key-value framework. We assert that the competence of Transformers primarily originates from *MetaMixer*, which we deem as the true **backbone** of Transformer. (b) To demonstrate this and propose a FFN-like efficient token mixer, we replace the inefficient sub-operations of self-attention with those from FFN within *MetaMixer* structure.

similar to the self-attention (see Fig. 1). We thus hypothesize that *the query-key-value framework, fundamental to the most successful mixers like self-attention and ConvNeXt block, is essential as the starting point for mixer design.*

We thus abstract the query-key-value mechanism into a generalized framework, *MetaMixer*, where sub-operations are not predefined, as illustrated in Fig. 1 (a). We further propose to replace the inefficient sub-operations of self-attention with those of FFN within the *MetaMixer* framework, aiming to bridge the efficiency gap between self-attention and FFN. We term it as *FFNification*. It consists of three aspects. (1) **Key-Value Generation:** Self-attention generates keys and values through linear projections (dynamic computation), whereas FFN employs static weights as keys and values. We thus adopt a static weight scheme for simple and efficient implementation. (2) **Activation Function (Coefficient Generation):** Attention softmax is costly because it involves calculating an exponent and summing across the token length, which poses challenges for parallelization [20]. Consequently, we replace the softmax with an element-wise activation function GELU [38]. (3) **Query-Key-Value Interactions:** The query-key and coefficient-value interactions in self-attention result in quadratic complexity $O(n^2)$ with the token length n , as they compute relations between a single token and all other tokens. Instead, we explore whether these expensive calculations can be efficiently substituted by simple local aggregation like convolution. Inspired by large kernel CNNs [26, 59], we primarily use kernel sizes of 7 or even larger. The resulting *FFNified attention* and ConvNeXt block are symmetrical in terms of mixing dimension (see Fig. 1 (b)), and are thus adopted as the token mixer and channel mixer, respectively.

In this paper, we validate the *MetaMixer* framework by conducting extensive experiments across various tasks leveraging only convolutions. Our *MetaMixer*-based convolutional networks establish a strong and generally efficient baseline across a wide range of tasks and devices. Importantly, our convolutional mixer design, *i.e.*, *FFNified attention*, surpasses highly specialized task-specific mixers with minimal modifications. Based on these results, we argue that *MetaMixer* stands as the pivotal mixer architecture that ensures competitive performance. We further discuss how to integrate existing mixer and *FFNified attention* within the *MetaMixer* framework, taking into account the characteristics of the task and the model’s data processing mechanism. We make the following contributions:

- We provide an in-depth analysis of the query-key-value mechanism of FFN in vision models and further abstract this mechanism into a general mixer architecture *MetaMixer* that encompasses the main modules of both Transformer and ConvNeXt models.
- Although self-attention and FFN-based convolutional mixers can both be integrated within the *MetaMixer*, a significant efficiency gap remains between them. To address this, we propose a mixer design that adapts self-attention by employing FFN’s sub-operations and mimicking its functionality through the use of large kernel convolutions. The resulting token mixer, termed *FFNified attention*, outperforms attention-based mixers in terms of the speed-accuracy trade-off, exhibiting robust efficiency across diverse devices.
- Through a comprehensive comparison of our models with SOTA baselines across various modalities and tasks, we underscore the critical importance of the query-key-value framework (*i.e.*, *MetaMixer*) and offer a strong and efficient baseline adaptable to various settings.

2. FFNs Are Key-Value Memories

Transformer block is primarily composed of self-attention module and Feed-Forward Network (FFN). Let $X \in \mathbb{R}^{n \times d}$ denote the input matrix, we can express self-attention and FFN as follows (bias terms, multi-head mechanism, and scaling factor in self-attention are omitted for simplicity):

$$Q = XW_Q, K = XW_K, V = XW_V, \quad (1)$$

$$\text{Attention}(X) = \text{Softmax}(QK^\top)V, \quad (2)$$

$$\text{FFN}(X) = \text{GELU}(XW_1^\top)W_2, \quad (3)$$

where $W_1, W_2 \in \mathbb{R}^{d_m \times d}$ and $W_Q, W_K, W_V \in \mathbb{R}^{d \times d_n}$. As shown in the above equations, the two projection weights of FFN operate similarly to the key-value in self-attention; the slight differences are that FFN is applied along the channel axis and uses GELU [38] instead of softmax. Specifically, the keys in W_1 detect patterns in the training samples, where $\mathbf{c} = \text{GELU}(XW_1^\top)$ represents the unnormalized co-

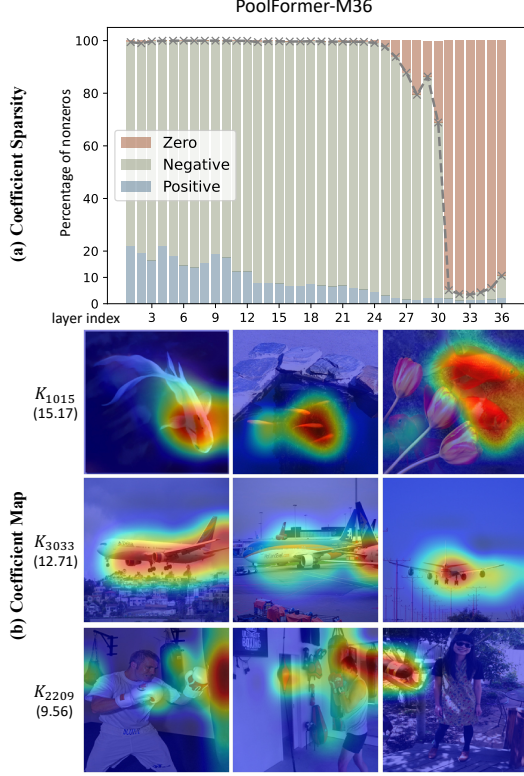


Figure 2. **Key-Value Mechanism of FFNs.** (a) Coefficient Sparsity: Astonishingly, the final stage shows significantly higher sparsity. To categorize numerous classes, a small subset ($< 10\%$) of neurons are activated. (b) Coefficient Map corresponding to the most activated key in the last layer: Keys specialized for each class selectively correlate at the target regions, suggesting their potential role in capturing distinctive visual features. The numbers in parentheses indicate the average values of the coefficients.

efficients for each memory; then the values in W_2 are integrated by the corresponding memory coefficients. We refer to $\mathbf{c} = \text{GELU}(XW_1^T)$ as the *coefficient*.

Recent NLP literatures [19, 30, 65, 98] also delve into the knowledge (or skills) encoded within FFNs through viewing them as key-value memories [82]. For instance, Geva et al. [30] find that each key correlates with a range of human-interpretable patterns, from shallow to more semantic ones; Dai et al. [19] and Meng et al. [65] update specific factual associations by identifying and editing coefficients that express certain factual knowledge. Also, from a different perspective, recent studies find that coefficient sparsity in FFNs is a prevalent phenomenon [51, 115].

While analyses of FFNs have reached maturity in NLP, the computer vision community lacks similar investigations. We thus analyze the FFNs within PoolFormer [109] from a key-value memory perspective. The simplicity of pooling as the token mixer makes FFN the dominant computational component in terms of parameter count and capacity, highlighting its crucial role in the model’s overall performance. As shown in Fig. 2 (a), consistent with the

observations in [51, 66], layers in the final stage have $< 10\%$ activated coefficients. Considering that each value can be interpreted as a distribution over the output prediction for each class [30], the result is intuitive. Also, the coefficient map examples in Fig. 2 (b) demonstrate that class-specific keys consistently correlate with target objects. Further examples and more detailed discussions are provided in Appendix A. *These results demonstrate that FFNs are indeed point-wise key-value memories, detecting and aggregating input patterns through interpretable inner workings. Therefore, it is noteworthy that the two main modules of Transformer operate within the query-key-value framework.*

3. Proposed Method

3.1. MetaMixer Framework

For the first time, we introduce the core concept “MetaMixer”. As shown in Fig. 1, MetaMixer is a flexible structure that does not specify sub-operations in the **query-key-value framework** [82, 95]. First, the query q is generated by applying a projection layer to the input. Additionally, key-value pairs are either computed similarly to the query or randomly initialized as memory vectors, analogous to FFNs. We compute the match between q and each key k_i using a compatibility function (e.g., dot-product or convolution), followed by an activation function:

$$c_i = \text{Activation}(f(q, k_i)), \quad (4)$$

where $f(\cdot)$ is a compatibility function that computes the similarity between the query and the corresponding key (referred to as *query-key interaction*); $\text{Activation}(\cdot)$ generates the coefficient c on the values v . The output is then computed by an aggregation function $g(c, v)$ that sums the values, each weighted by the coefficient from Eq. 4. We refer to the process of aggregating values with their associated coefficients as *coefficient-value interaction*.

MetaMixer, as a general mixer architecture, can be instantiated as various well-established mixers by specifying sub-operations (query projection, key-value generation, query-key/coefficient-value interactions, and activation function). This nature demonstrates the capabilities of MetaMixer’s modular design. We provide a detailed illustration of MetaMixer’s generality in Appendix B.

3.2. FFNification

While in the Sec. 2, we have shown that both self-attention and FFN can be interpreted within the query-key-value framework, we note that self-attention (or window-attention [58]) requires labor-intensive tuning and is less efficient in vision domains compared to FFN-based convolutional mixers [59, 85]. Hence, to incorporate the computational benefits of FFNs in diverse scenarios and further validate the significance of the MetaMixer beyond self-attention, we perform architectural surgeries that replace

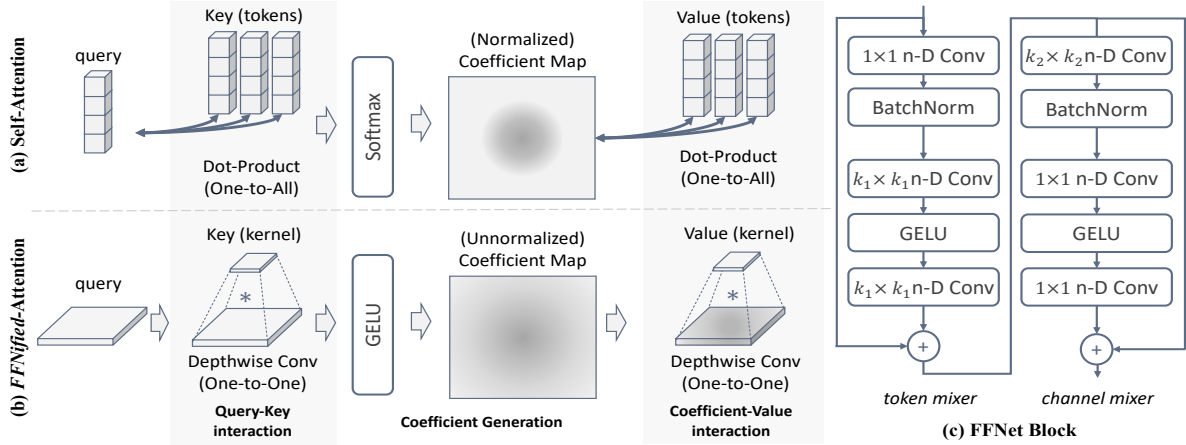


Figure 3. **Overview of FFNification and Fast-Forward Network block.** (a-b) Comparison between self-attention and FFNified attention; (c) Our mixer design easily adapts by selecting the convolution type and kernel size based on the modality.

computationally intensive operations in self-attention with efficient alternatives. We refer to this process as *FFNification*. Importantly, we show that replacing the expensive pairwise dot-product in query-key/coefficient-value interactions with depthwise convolution is feasible, and that softmax is no longer an indispensable component.

The most critical aspect of the FFNification process is employing depthwise convolution for query-key and coefficient-value interactions. In self-attention, as inter-token module, each query (token) interacts with all instance-specific key-value pairs through dot-product operations. In contrast, with depthwise convolution, a query (channel) interacts with static key-value (kernel) in a sliding window manner. *FFNified attention*, therefore, utilizes key-value pairs to compute local similarities and aggregate information (see Fig. 3 (a-b)).

Leveraging convolutional interaction is not only efficient but also benefits from inductive biases such as locality and weight sharing across positions, which reduces model complexity and aids in learning translationally equivalent representations. To enlarge the receptive field, we mainly utilize a 7×7 kernel size for image recognition tasks, while for other tasks, the kernel size is adjusted based on the characteristics of the modality and task. Moreover, to enhance performance without increasing inference cost, we leverage a structural re-parameterization [24], training an additional small kernel branch (e.g., 3×3) alongside a large kernel, which are subsequently merged into the large kernel during inference (see Appendix E for a detailed description).

While softmax self-attention has long been the *de facto* choice, its suitability in sparse computation like depthwise convolution warrants reconsideration. The exponential normalization in softmax tends to be highly centralized in a small number of values [5, 61, 79], which means convolution with a local receptive field may fail to achieve sufficient context propagation. In contrast, GELU do not suffer from this issue. Therefore, we adopt GELU in our settings.

The derived mixer, *FFNified attention*, along with the ConvNeXt block [59], consists solely of hardware-friendly operations such as convolution and GELU. Furthermore, within the MetaMixer, the FFNified attention and ConvNeXt block are symmetrically positioned to operate in opposite dimensions across each sub-operation (see Fig. 1 (b)). Consequently, we employ FFNified attention and the ConvNeXt block (7×7 depthwise convolution + FFN) as token mixer and channel mixer, respectively. This arrangement facilitates efficient and compact feature extraction.

3.3. FFNet as a General Backbone

Given our proposed FFNified attention and off-the-shelf ConvNeXt block as primary building mixers, we introduce Fast-Forward Network (FFNet), a new network family that achieves competitive results compared to sophisticated methods on diverse benchmarks, utilizing extremely simple operators based on MetaMixer. The basic block of our FFNet is illustrated in Fig. 3 (c). Moreover, our model consists solely of hardware-friendly operations, ensuring high efficiency across various devices (see Tables 1 and S.1).

Our mixer design can be easily adapted to various modalities with minimal modifications. For image data, we utilize 2D depthwise convolution, while for time series analysis, 1D depthwise convolution is employed. For point clouds, we leverage 3D submanifold convolution [31], which introduces the hash table to retrieve input indices and processes only the non-empty elements, thus preserving the geometrical structure and maintaining low computation costs. Additionally, Batch Normalization (BN) [41] is primarily used as normalization layer, since BN can be merged into its adjacent convolution layer [24]. For more in-depth details regarding the specific adaptations for each task, please refer to the corresponding subsections.

4. Experiments

To validate the inherent effectiveness of the MetaMixer framework and its resulting convolutional mixer design, we

conduct a comprehensive comparison of our Fast-Forward Network (FFNet) with state-of-the-art baselines across a range of tasks, such as image classification, object detection, 2D instance/semantic segmentation, super-resolution, 3D semantic segmentation, and long-term time series forecasting. Lastly, building upon MetaMixer’s holistic view of representation learning, we harmoniously integrate attention and FFNified attention to improve the performance of ImageNet generation models.

Speed Measurement. Following the same protocol as [49, 94], mobile latency is measured on iPhone 12 (iOS 16.5) using models exported by CoreML tools, while GPU throughput is measured with an NVIDIA RTX 4090 GPU. For GPU throughput, we compile the traced model with TensorRT (v8.6.1.post1). Unless otherwise specified, all methods are evaluated using their respective input sizes and a batch size of 1, following the aforementioned procedure.

4.1. FFNet for Efficient Image Recognition

ImageNet Classification. Following convention, FFNet is structured into four stages, each consisting of multiple FFNet blocks for hierarchical feature extraction. The FFNet block is illustrated in Fig. 3 (c). In the token mixer, for efficiency, we adopt a kernel size of 3×3 in the first two stages and switch to 7×7 in later stages. In the channel mixer, we mainly use 7×7 kernels, and the expansion ratio is set to 3 by default. We evaluate FFNet on the ImageNet-1k [22] dataset. We follow the same training recipe in [90, 109] for a fair comparison. Specifically, we train our models for 300 epochs using AdamW optimizer with an initial learning rate of 1×10^{-3} via cosine schedule and a weight decay of 0.05. We set the total batch size as 1024 and the input size as 256^2 . For 384^2 resolution, we finetune the models for 30 epochs with weight decay 1×10^{-8} , learning rate of 5×10^{-6} , and batch size of 512. Following DeiT [90], we also report the results of hard distillation using RegNetY-16GF [73] as the teacher model. Further details on the model specifications are provided in Appendix F.1.

Results. In Tab. 1, we compare our models against recent state-of-the-art methods. Notably, the comparative results clearly show that our FFNet achieves the best speed-accuracy trade-off on two testbeds (GPU and mobile device). In particular, our model demonstrates a substantial efficiency improvement over attention-based models [23, 29, 33, 54, 58, 81, 93, 125], especially on the mobile device. Furthermore, FFNet outperforms CNN-based models such as ConvNeXt, HorNet, and MogaNet, which use kernels of the same size, thereby affirming the superiority of the proposed MetaMixer framework. FFNet also generalizes well to a larger image resolution and distillation-based training [90]. A thorough comparison with relevant methods is provided in Appendix C and Tab. 8.

Object Detection and Instance Segmentation. We evaluate the performance of FFNet as the backbone of Cas-

Model	Image Size (Px)	Param (M)	FLOPs (G)	GPU Throu. (imgs/s)	Mobile Latency (ms)	Top-1 Acc. (%)
EfficientNet-B1 [85]	240^2	7.8	0.7	1115	1.8	79.1
FastViT-SA12 [94]	256^2	10.9	1.9	1274	2.0	80.6
MPViT-XS [47]	224^2	11.0	2.9	504	45.2	80.9
Swin-T [58]	224^2	29.0	4.5	-	24.8	81.3
FasterNet-S [8]	224^2	31.1	4.6	1040	2.5	81.3
FFNet-1	256^2	13.7	2.9	1430	1.8	81.3
ConvNeXt-T [59]	224^2	29.0	4.5	952	3.7	82.1
SMT-T [54]	224^2	11.5	2.4	802	23.2	82.2
RMT-T [29]	224^2	14.0	2.5	399	-	82.4
FastViT-SA24 [94]	256^2	20.6	3.8	596	3.0	82.6
HorNet-T $_{7 \times 7}$ [74]	224^2	22.0	4.0	445	3.4	82.8
EfficientNet-B4 [85]	380^2	19.3	4.2	652	5.2	82.9
Swin-S [58]	224^2	50.0	8.7	-	29.3	83.0
FFNet-2	256^2	26.9	6.0	776	3.1	82.9
MOAT-0 [106]	224^2	27.8	5.7	-	5.1	83.3
iFormer-S [81]	224^2	20.0	4.8	500	27.3	83.4
MogaNet-S [48]	224^2	25.0	5.0	417	4.3	83.4
Swin-B [58]	224^2	87.8	15.4	-	33.5	83.5
CMT-S [33]	224^2	25.1	4.0	407	11.3	83.5
FasterNet-L [8]	224^2	93.5	15.5	498	6.8	83.5
EfficientNet-B5 [85]	456^2	30.0	9.9	439	11.0	83.6
SMT-S [54]	224^2	20.5	4.7	421	41.5	83.7
HorNet-S $_{7 \times 7}$ [74]	224^2	49.5	8.8	351	5.4	83.8
ConvNeXt-B [59]	224^2	88.6	15.4	399	8.1	83.8
BiFormer-S [125]	224^2	26.0	4.5	162	-	83.8
EfficientNetV2-S [86]	384^2	21.5	8.8	298	4.5	83.9
FocalNet-B (LRF) [107]	224^2	88.7	15.4	287	10.0	83.9
FastViT-MA36 [94]	256^2	42.7	7.9	422	4.7	83.9
FFNet-3	256^2	48.3	10.1	540	4.5	83.9
RMT-S [29]	224^2	27.0	4.5	239	-	84.1
DaViT-S [23]	224^2	49.7	8.8	177	16.4	84.2
HorNet-B $_{7 \times 7}$ [74]	224^2	87.0	15.6	280	8.5	84.2
ConvNeXt-L [59]	224^2	198.0	34.4	218	16.5	84.3
MogaNet-B [48]	224^2	44.0	9.9	222	8.2	84.3
CMT-B [33]	256^2	45.7	9.3	294	13.2	84.5
Swin-B [58]	384^2	88.0	47.1	-	181.6	84.5
MaxViT-S [93]	224^2	69.0	11.7	141	188.1	84.5
FFNet-3	384^2	48.3	22.8	387	9.1	84.5
MOAT-0 [106]	384^2	27.8	18.2	-	25.2	84.6
iFormer-S [81]	384^2	20.0	16.1	334	80.3	84.6
FasterViT-3 [36]	224^2	159.3	18.2	-	60.8	84.9
RMT-B [29]	224^2	54.0	9.7	162	-	85.0
NFNet-F2 [4]	352^2	193.8	62.6	194	27.0	85.1
MogaNet-XL [48]	224^2	181.0	34.5	118	22.3	85.1
ConvNeXt-B [59]	384^2	88.6	45.0	229	21.3	85.1
MaxViT-T [93]	384^2	31.0	17.7	149	247.6	85.2
HorNet-B $_{7 \times 7}$ [74]	384^2	87.0	45.8	175	21.3	85.3
FFNet-4	384^2	79.2	43.1	282	15.2	85.3
<i>ImageNet-1k distillation results</i>						
SwiftFormer-L1 [78]	224^2	12.1	1.6	943	1.6	80.9
EfficientFormerV2-S2 [50]	224^2	12.6	1.3	761	2.0	81.6
FastViT-SA12 [94]	256^2	10.9	1.9	1274	2.0	81.9
FFNet-1	256^2	13.7	2.9	1430	1.8	82.1
SwiftFormer-L3 [78]	224^2	28.5	4.0	609	3.0	83.0
EfficientFormerV2-L [50]	224^2	26.1	2.6	598	2.8	83.3
FastViT-SA24 [94]	256^2	20.6	3.8	596	3.0	83.4
FFNet-2	256^2	26.9	6.0	776	3.1	83.7
FFNet-3	256^2	48.3	10.1	540	4.5	84.5

Table 1. **ImageNet-1k classification.** “-” denotes that model could not be reliably exported by either TensorRT or Core ML Tools.

cade Mask R-CNN [6] on the COCO instance segmentation task [53]. We adopt standard training recipe [58, 59] using $3\times$ schedule with multi-scale training. All experiments are implemented on MMDetection [9] codebase.

Results. The results presented in Tab. 2 indicate that FFNet models outperform baselines across all scales. Remarkably, our models demonstrate impressive efficiency gains compared to the SOTA baselines. For example, at comparable performance levels, FFNets run nearly twice as fast as RMT-S on the GPU and ConvNeXt-B on the iPhone 12.

2D Semantic Segmentation. For comparison at the backbone level, we utilize ImageNet-pretrained models as the backbone of UperNet [104]. Furthermore, to enable a system-level comparison, we propose FFNet_{seg}, a model similar to the original FFNet but incorporating task-specific modifications. FFNet_{seg} adopts the standard backbone-head (encoder-decoder) architecture. Similar to the backbone, the head also employs FFNet blocks, thereby avoiding complex operations such as global self-attention [13] and matrix decomposition [34]. Following [34], we input the features from the last three stages into the head, where they are concatenated and processed through an FFN. More details are presented in Appendix F.1.

We evaluate the effectiveness of our FFNet on two representative benchmark datasets: ADE20K [120] and Cityscapes [17]. For backbone-level comparison, our models are trained for 160k-iterations with a batch size of 16, following standard recipe [58, 59]. For system-level comparisons, we adopt the same training settings in SegNeXt [34] and use ImageNet-1k pretrained models for initialization. We also use MMSegmentation toolbox [15] for all semantic segmentation experiments.

Results. Tab. 3 shows that our methods excel not only as backbones but also as standalone segmentors, highlighting our model’s superior performance-latency trade-off. For instance, FFNet-4 achieves a 0.6 mIoU improvement over MogaNet-B while being $1.9\times/2.5\times$ faster on the GPU/mobile device, respectively. In addition, FFNet_{seg} consistently outperforms task-specific prior arts.

4.2. Generalizing FFNet beyond Recognition

Efficient Super-Resolution. In this section, we explore the effectiveness of FFNet beyond recognition, extending its evaluation to low-level vision tasks. FFNet_{sr} consists of three parts: shallow feature extractor (H_{SF}), deep feature extractor (H_{DF}), and upscale module (H_{Rec}) following residual-in-residual architecture [114]. H_{SF} extracts shallow features from a Low-Resolution (LR) image using a 3×3 convolution. The deep feature extractor H_{DF} , comprising a stack of FFNet blocks, refines shallow features iteratively. We only use 3×3 depthwise convolutions for spatial modeling, with 96 base channels and an FFN expansion ratio of 2. Specifically, FFNet_{sr}-light and FFNet_{sr} employ

Backbone	GPU Throu.↑	Mobile Latency↓	AP ^{box} (%)	AP ^{mask} (%)
SMT-S [54]	29	OOM	51.9	44.7
Swin-S [58]	34	OOM	51.9	45.0
ConvNeXt-T [59]	139	86.2	50.4	43.7
ConvNeXt-B [59]	54	173.1	52.7	45.6
HorNet-S $_{7\times 7}$ [74]	66	124.9	52.7	45.6
HorNet-B $_{7\times 7}$ [74]	44	182.2	53.3	46.1
RMT-S [29]	32	-	53.2	46.1
FFNet-2	141	51.5	51.8	44.9
FFNet-3	92	80.5	52.8	45.6
FFNet-4	62	136.3	53.4	45.9

Table 2. **COCO object detection and instance segmentation.** All backbone statistics are calculated with image size (1280, 800).

Method	Param (M)	FLOPs (G)	GPU Latency (ms) ↓	Mobile Latency (ms) ↓	mIoU SS / MS (%)
<i>Backbone-level Comparison on ADE20K with UperNet 160K</i>					
Swin-B [58]	121	1188	36	OOM	48.1 / 49.7
ConvNeXt-T [59]	60	939	8	70	46.0 / 46.7
ConvNeXt-B [59]	122	1170	23	170	49.1 / 49.9
SMT-S [54]	50	935	35	1198	49.2 / 50.2
DaViT-B [23]	121	1175	24	OOM	49.4 / -
RMT-S [29]	56	937	34	-	49.8 / -
HorNet-S $_{7\times 7}$ [74]	81	1030	17	112	49.2 / 49.8
HorNet-B $_{7\times 7}$ [74]	121	1174	26	169	50.0 / 50.5
HorNet-B _{GF} [74]	126	1171	-	-	50.5 / 50.9
MogaNet-B [48]	74	1050	30	310	50.1 / -
FocalNet-B (LRF) [107]	126	1192	23	-	50.5 / 51.4
FFNet-2	58	942	7	45	47.1 / 47.8
FFNet-3	80	1010	11	69	49.6 / 50.2
FFNet-4	113	1158	16	124	50.7 / 51.7
<i>System-level Comparison on ADE20K</i>					
SETR-MLA [119]	310	368	82	-	47.5 / 49.4
Segformer-B3 [105]	47	79	256	-	49.4 / 50.0
MaskFormer [13]	63	79	-	-	49.8 / 51.0
SegNeXt-B [34]	28	35	127	-	48.5 / 49.9
EfficientViT-L1 [5]	40	36	80	-	49.2 / -
FFNet _{seg}	68	74	65	-	50.1 / 51.2
<i>System-level Comparison on Cityscapes</i>					
Segformer-B3 [105]	47	963	252	-	81.7 / 83.3
SegNeXt-L [34]	49	578	307	-	83.2 / 83.9
FFNet _{seg}	68	577	224	-	83.2 / 84.1

Table 3. **2D semantic segmentation.** For a thorough assessment of efficiency, we report backbone latency at the backbone level and total forward pipeline latency at the system level comparison. System-level latency is exceptionally measured on an RTX A6000 with PyTorch. Backbone statistics are calculated with image size (2048, 512). For Cityscapes, the input size is (2048, 1024). “SS”/“MS” denote single- and multi-scale testing, respectively.

36 and 48 blocks, respectively. We employ an anchor-based long residual connection [28, 124] where the LR image is repeated RGB-wise and added at the end of the H_{DF} . Finally, H_{Rec} reconstructs the High-Resolution (HR) image by up-sampling refined features utilizing pixelshuffle.

FFNet_{sr}-light and FFNet_{sr} are trained on the DIV2K [52] and DF2K (DIV2K + Flickr2K [88]) dataset, respectively. Five standard datasets are adopted for testing:

Methods	Published	Memory (mb)	Latency			Dataset	Performance (PSNR/SSIM) \uparrow				
			RTX4090 (ms)	iPhone12 (ms)	M2Air (ms)		Set5	Set14	B100	Urban100	Manga109
ELAN-light [112]	ECCV'22	169.6	19.0	OOM	<u>521.4</u>	DIV2K	32.43/0.8975	28.78/0.7858	27.69/0.7406	26.54/0.7982	30.92/0.9150
SwinIR-NG [14]	CVPR'23	304.8	248.6	-	-		32.44/0.8980	<u>28.83/0.7870</u>	<u>27.73/0.7418</u>	26.61/0.8010	31.09/0.9161
SRFormer-light [123]	ICCV'23	312.2	214.0	OOM	OOM		<u>32.51/0.8988</u>	28.82/0.7872	<u>27.73/0.7422</u>	26.67/0.8032	<u>31.17/0.9165</u>
MambaIR-l [32]	ECCV'24	400.1	51.9	-	-		32.42/0.8977	28.74/0.7847	27.68/0.7400	26.52/0.7983	30.94/0.9135
SMFANet+ [118]	ECCV'24	72.2	<u>12.1</u>	OOM	653.2		32.43/0.8979	28.77/0.7849	27.70/0.7400	26.45/0.7943	31.06/0.9138
FFNet_{sr}-light	-	<u>87.8</u>	10.1	110.6	99.5		32.52/0.8993	28.88/0.7884	27.77/0.7424	<u>26.66/0.8018</u>	31.32/0.9170
OmniSR [96]	CVPR'23	238.8	24.6	-	-	DF2K	32.57/0.8993	28.95/0.7898	27.81/0.7439	26.95/0.8105	31.50/0.9192
DAT-light [12]	ICCV'23	642.3	530.3	OOM	OOM		32.57/0.8991	28.87/0.7879	27.74/0.7428	26.64/0.8033	31.37/0.9178
SAFMN-large [84]	ICCV'23	216.2	19.1	OOM	<u>217.9</u>		<u>32.65/0.9005</u>	28.96/0.7898	<u>27.82/0.7440</u>	26.81/0.8058	<u>31.59/0.9192</u>
SMFANet+ [118]	ECCV'24	72.2	12.1	OOM	653.2		32.51/0.8985	28.87/0.7872	27.74/0.7412	26.56/0.7976	31.29/0.9163
FFNet_{sr}	-	<u>91.2</u>	<u>13.7</u>	145.1	133.2		32.69/0.9009	29.01/0.7910	27.84/0.7449	<u>26.93/0.8095</u>	31.73/0.9209

Table 4. **Comparisons on representative benchmark datasets for super-resolution networks at $\times 4$ scale.** Performance metrics are calculated on the Y-channel. All computational statistics are calculated corresponding to an HR image of size 1280×720 . Memory denotes maximum GPU memory consumption during the inference phase. Best and second-best results are bolded and underlined, respectively.

3D Sem. Seg.	ScanNet [18]		ScanNet200 [77]		S3DIS [1]	
Model	Val	Test	Val	Test	Area5	6-fold
PointNeXt [72]	71.5	71.2	-	-	70.5	74.9
ST [46]	74.3	73.7	-	-	72.0	-
OctFormer [97]	75.7	76.6	<u>32.6</u>	32.6	-	-
Swin3D [108]	76.4	-	-	-	<u>72.5</u>	<u>76.9</u>
OA-CNNs [70]	76.1	75.6	32.3	<u>33.3</u>	71.1	-
PTv2 [102]	75.4	74.2	30.2	-	71.6	73.5
FFNet_{3D}	<u>76.1</u>	<u>76.5</u>	33.8	34.5	72.6	77.1

Table 5. **3D semantic segmentation.**

Set5 [3], Set14 [111], BSD100 [62], Urban100 [40], and Manga109 [63]. We use PSNR and SSIM to evaluate the SR performance on the Y channel from the YCbCr color space after cropping 4 pixels at boundary [42]. Our models are trained by minimizing L1 loss and frequency reconstruction loss [84, 92, 118] with a weight factor set of 0.05. For more details on the implementation, please refer to Appendix F.2. *Results.* In Tab. 4, we compare our models against recent state-of-the-art SR models. Notably, FFNet_{sr} significantly outperforms SR specialists in terms of efficiency, running seamlessly even on resource-constrained devices, demonstrating its feasibility for real-world applications. FFNet_{sr}, employing 3×3 depthwise convolutions within the MetaMixer framework, not only captures high-frequency details effectively but also allows for the stacking of more blocks within the same computational budget compared to the baselines [12, 84, 96] that use complex mixers, thereby enhancing its ability to capture long-range contexts. *The impressive results suggest that our mixer design is not only effective for high-level tasks such as recognition but also well-suited for solving low-level problems.* Visual results of the FFNet_{sr} are provided in Appendix G.1.

4.3. Generalizing FFNet beyond Image

In this section, we introduce models that adapt FFNet for point cloud and time series data by simply substituting its

2D convolutions with 1D/3D convolutions.

3D Semantic Segmentation. Following [102], we adopt the U-Net [76] structure, comprising four stages of encoders and decoders with block depths of [2, 2, 6, 2] and [1, 1, 1, 1], respectively. We utilize Grid Pooling [102], setting all grid size multipliers to $\times 2$, which represents the expansion ratio over the preceding pooling stage. For token mixing, we employ submanifold convolution [31]. Additionally, to manage memory-constrained scenarios requiring small batch sizes, we use both batch normalization and pre-norm (Layer Norm) scheme. Due to the implementation limitations of submanifold convolution, which does not support depthwise operation, we restrict the kernel size to $3 \times 3 \times 3$ to handle overfitting issues. Despite these constraints, the obtained results are promising, demonstrating that even small kernels are highly effective within the MetaMixer framework and U-Net architecture.

We conduct experiments using our FFNet_{3D} on the representative datasets: ScanNetv2 [18], ScanNet200 [77], and S3DIS [1]. We use PointCep [16] codebase specialized for point cloud perception tasks. Detailed descriptions of architecture and training settings can be found in Appendix F.3.

Results. Our FFNet_{3D} demonstrates superior performance compared to the task-specialized competitors, as shown in Tab. 5. Notably, our architecture design is embarrassingly simple compared to the baselines, reinforcing the idea that the MetaMixer framework is inherently a key performance driver. Moreover, we expect that incorporating adaptive convolution [70] or large kernel convolution [11] into our mixer design could yield further improvements.

Time Series Forecasting. Our FFNet_{1D} employs a backbone-head structure with RevIN [43], where the backbone consists of stacked FFNet blocks. In our mixer design, we utilize a 51-sized kernel for 1D depthwise convolution to effectively catch up the global receptive fields of

Models	FFNet _{TD} (Ours)	iTransformer [57]	PatchTST [67]	Crossformer [113]	TimesNet [101]
Metric	MSE MAE	MSE MAE	MSE MAE	MSE MAE	MSE MAE
ETT	0.376 0.390	0.383 0.399	<u>0.381 0.397</u>	0.685 0.578	0.391 0.404
ECL	<u>0.182 0.277</u>	0.178 0.270	0.205 0.290	0.244 0.334	0.192 0.295
Exchange	0.359 0.403	<u>0.360 0.403</u>	0.367 0.404	0.940 0.707	0.416 0.443
Traffic	0.494 0.328	0.428 0.282	<u>0.481 0.304</u>	0.550 <u>0.304</u>	0.620 0.336
Weather	0.244 0.274	<u>0.258 0.278</u>	0.259 0.281	0.259 0.315	0.259 0.287

Table 6. **Multivariate time series long-term forecasting results** with prediction lengths $S \in \{96, 192, 336, 720\}$ and fixed look-back length $T = 96$. Results are averaged from all prediction lengths. ETT results further averaged by subsets. The baseline numbers are borrowed from iTransformer [57].

Model	FLOPs	Throughput	FID↓	IS↑
U-DiT-B [87]	22.2G	276.5	3.10	241.56
U-FFNet-B	19.6G	331.0	2.99	245.71

Table 7. **ImageNet 256×256 generation performance with classifier-free guidance** ($c_{fg} = 1.5$). Throughput is measured only for the U-Net, using an NVIDIA RTX A6000.

transformer- and MLP-based models. In fact, directly applying the FFNet block (Fig. 3 (c)) to time series data is challenging due to the presence of variable dimension in addition to channel and temporal dimensions in multivariate setting. To effectively capture both temporal and cross-variable dependencies, we modify FFN part using appropriate grouping and feature reshaping. Detailed descriptions of these time series-specific modifications and training settings are available in Appendix F.4.

We conduct long-term forecasting experiments on popular 8 real-world datasets, including ETT (4 subsets), ECL, Exchange, Traffic, Weather. Following [57], we set the input length as 96 for all the results. We compute the Mean Squared Error (MSE) and Mean Absolute Error (MAE) as metrics for multivariate time series forecasting.

Results. Tab. 6 shows the competitive performance of FFNet_{TD} in multivariate time-series forecasting. Remarkably, FFNet_{TD} achieves overall superior performance compared to the state-of-the-art transformer models, demonstrating the excellent task-generality of our MetaMixer-based convolutional mixer design.

In summary, FFNets not only achieve strong performance but also substantially enhance efficiency across various devices, covering both high-level recognition and low-level vision tasks. Moreover, their seamless extension beyond image data underscores the MetaMixer framework as a crucial architectural foundation.

4.4. Unified Mixer Design with MetaMixer

Our MetaMixer framework, when combined with convolution, provides an efficient baseline while also opening

a unified perspective that encompasses attention (see Appendix B and C). While convolutional interaction, such as FFNified attention, is more efficient than attention in high-resolution settings, the advantages of attention remain compelling—it excels in capturing high-level semantic representations and enables flexible operations through inter-token manner. Furthermore, it is noted in [68] that convolution and attention complement each other, as convolution is adept at capturing high-frequency signals while attention specializes in low-frequency signals. This implies that leveraging both worlds within the MetaMixer framework in a balanced manner can optimize both computational efficiency and representational power.

ImageNet Generation. To demonstrate the efficacy of the aforementioned approach, we conduct ImageNet-256 class-conditional generation experiments. Specifically, we choose U-DiT [87] used in Latent Diffusion [75] as our baseline and replace attention with FFNified attention in the encoder/decoder, except for the bottleneck stage. FFNified attention efficiently extracts fine-grained details in high-resolution stages, while attention in the bottleneck stage models semantic information. As shown in Tab. 7, this synergy enables our model to achieve improved FID-Throughput performance. Fig. 14 shows selected samples generated using our ImageNet-256 model.

5. Discussion and Conclusion

Although convolution has been extensively explored before, we are the first to integrate it into query-key-value interactions, introducing a versatile convolutional mixer design that offers general efficiency across various vision tasks and devices. For a more detailed discussion on our relationship with previous CNNs, please refer to Appendix C. Furthermore, by making effective use of large kernels, FFNified attention achieves an effective receptive field comparable to global self-attention (see Appendix D).

In this work, we analyzed the FFN from a seldom-explored perspective and integrated self-attention and FFN-based mixers within a query-key-value framework. We further abstracted this framework into a general mixer architecture, termed MetaMixer, where sub-operations are unspecified. Based on the MetaMixer, we presented a convolutional mixer design with FFNified attention. In numerous tasks where transformer-based and convolution-based models are in fierce competition, we merge both approaches in a completely new direction, and achieve a new state of the art with significant efficiency gains. Moreover, the proposed unified mixer design provides deeper insights into the synergy between the two approaches. These achievements underscore that the significance lies not in specific module per se, but in satisfying task-specific functionalities, starting with MetaMixer as the foundation.

FFNet: MetaMixer-based Efficient Convolutional Mixer Design

Supplementary Material

Contents

A. FFNs Are Key-Value Memories	9
B. MetaMixer Generality	12
C. Detailed Comparisons with Related Work	12
D. Effective Receptive Field Analysis	14
E. Structural Re-parameterization	14
F. Implementation details	15
F.1 . Image Recognition	15
F.2 . Super-Resolution	15
F.3 . 3D Semantic Segmentation	16
F.4 . Time Series Forecasting	16
G. Qualitative Results	17
G.1. Super-Resolution	17
G.2. ImageNet Generation	18
H. Limitations	18

A. FFNs Are Key-Value Memories

In this section, we conduct an in-depth analysis of the Feed-Forward Network (FFN) within the trained vision model PoolFormer-M36 [109]. We identify the most activated keys on average for each class using the ImageNet-1K validation set. Surprisingly, keys specialized for each class demonstrate a human-interpretable correlation in semantically consistent regions, following the point-wise mechanism of the FFN (see Fig. 5 (a)). Moreover, these keys operate not in isolation but in a hierarchical and composite manner. For instance, certain keys are associated with higher-level concepts shared across classes, such as animal species and machine parts (see Fig. 5 (b)). Furthermore, we discover keys that strongly correlate with approximately 70% to 85% of the classes. For example, K_{10} correlates with the surroundings of the target object, aiding in shape recognition (see Fig. 7 (a)), while K_{1395} correlates with a wide range of objects, serving as a detector of objectness (see Fig. 7 (b)).

We also find that K_{548} and K_{1461} from the smaller variant PoolFormer-S12, as well as K_{382} and K_{2869} from the ViT-B trained on ImageNet-21K, operate similarly to the special keys discussed above. Additionally, Li et al. [51] found that the activations of the FFN in ViT models exhibit sparsity, which aligns with the observations in Fig. 2 (a). The above results suggest that FFNs generally operate as key-value memories across various models.

Interestingly, as shown in Fig. 6, class-specific keys in ViT-B not only correlate locally with the target object but

also with its immediate surroundings and low-informative background areas. This could be related to unexpected behaviors observed in attention layers, such as artifacts in attention maps [21] and query-irrelevant attentions [60]. Consequently, similar to previous work [44] that analyzed internal processing of FFNs in BERT and GPT-2 through attention maps, investigating FFN’s key-value mechanism in relation to attention layers in vision models is also a promising future research direction.

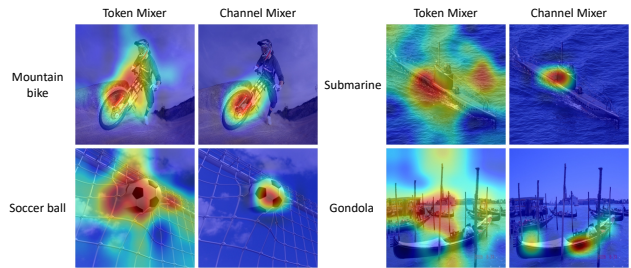


Figure 4. Examples of coefficient maps corresponding to the most activated key from the mixers in the final block of FFNet-3.

In Fig. 4, we also present the coefficient maps of FFNet-3. Within the token mixer, the keys correlate with both the target object and its surrounding context, whereas in the channel mixer, the focus is centralized on the target object. This demonstrates a complementary mechanism where the token mixer uses a large kernel to aggregate surrounding context, followed by the channel mixer concentrating on critical regions.

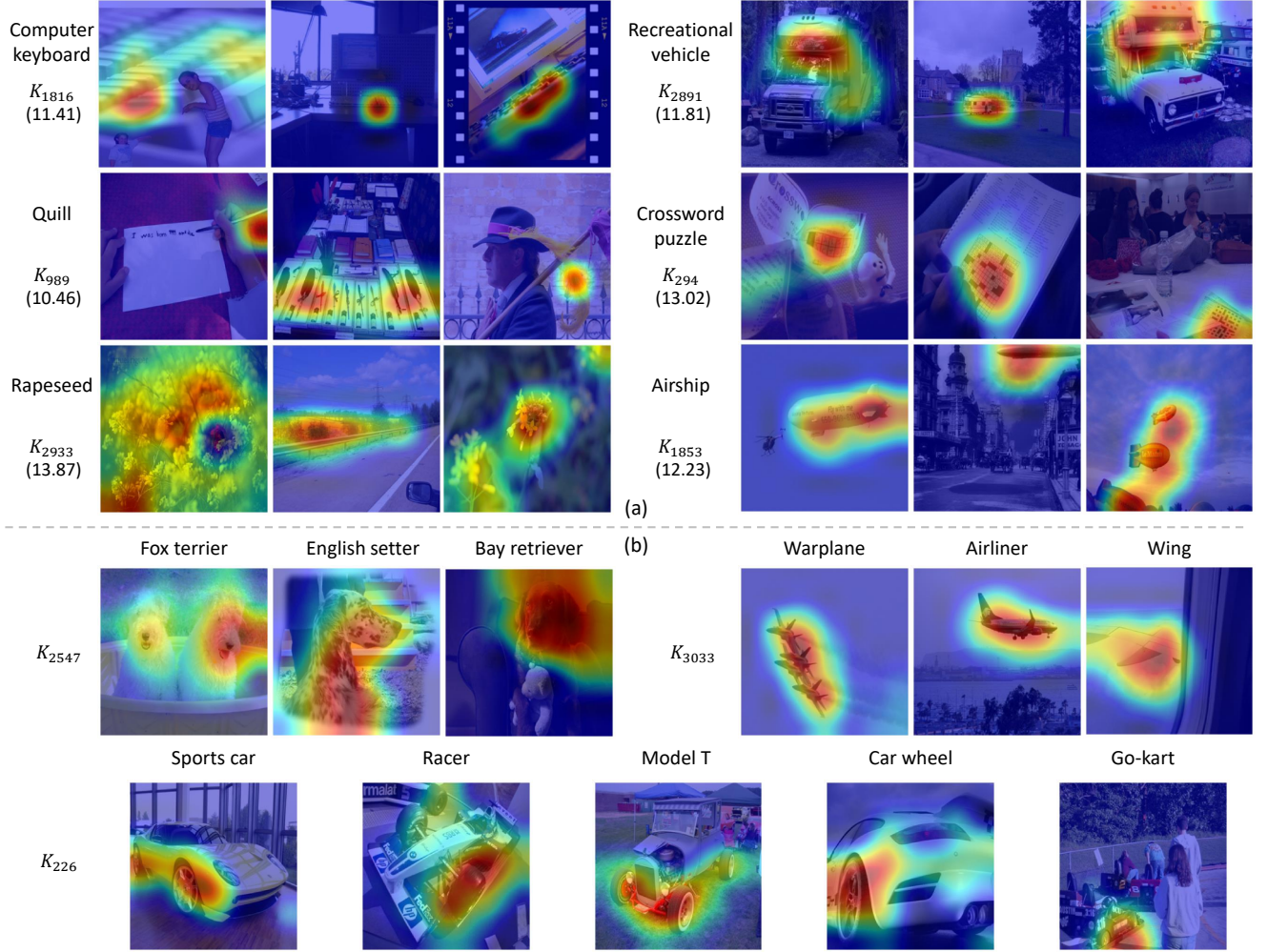


Figure 5. Visualization of the FFN’s coefficient map in the last layer of PoolFormer-M36 [109]. (a) We visualize coefficient maps corresponding to the most activated keys for each class, where class-specific keys consistently correlate with decisive locations. The numbers in parentheses indicate the average values of the coefficients. (b) We identify keys that detect concepts shared across classes, such as animal species and machine parts, revealing that the keys capture patterns in the input through a hierarchical manner. Specifically, K_{226} is mostly inactive except in classes that include wheels.




Figure 6. Coefficient maps from ViT-B [27] trained on ImageNet-21K. These examples exhibit behavioral patterns distinctly different from those observed in PoolFormer models, indicating a need for analysis alongside preceding attention layers. Detailed discussion is beyond the scope of this paper and is therefore omitted.

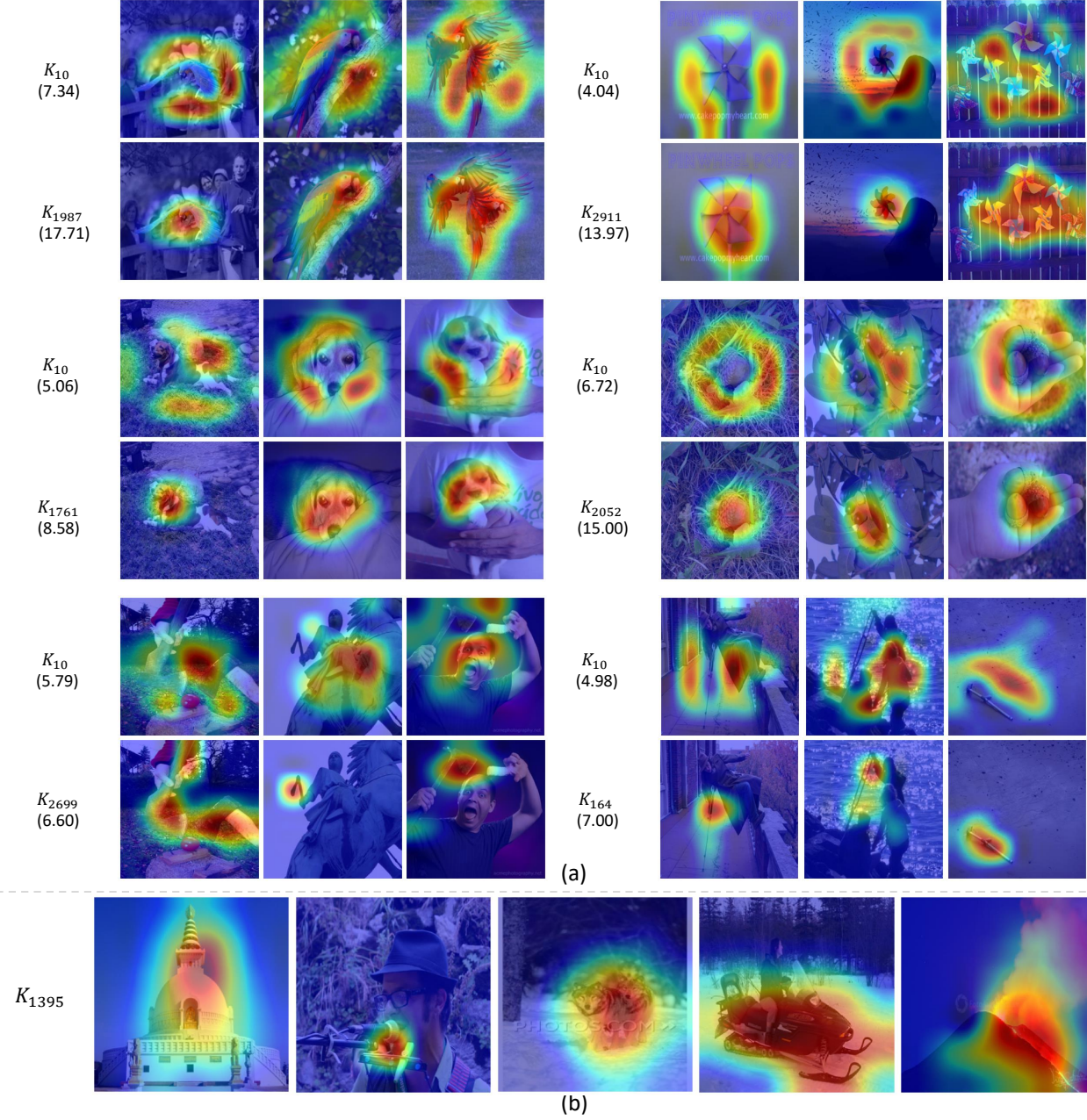


Figure 7. We analyze two representative class-agnostic keys in the last layer of PoolFormer-M36. K_{10} and K_{1395} are included in the most activated top-5 keys at rates of 71.7% and 84.6%, respectively. (a) K_{10} correlates with the surrounding context of the target object, capturing its shape and aiding in context comprehension. The numbers in parentheses indicate the average values of the coefficients. (b) K_{1395} consistently correlates across various types of objects.

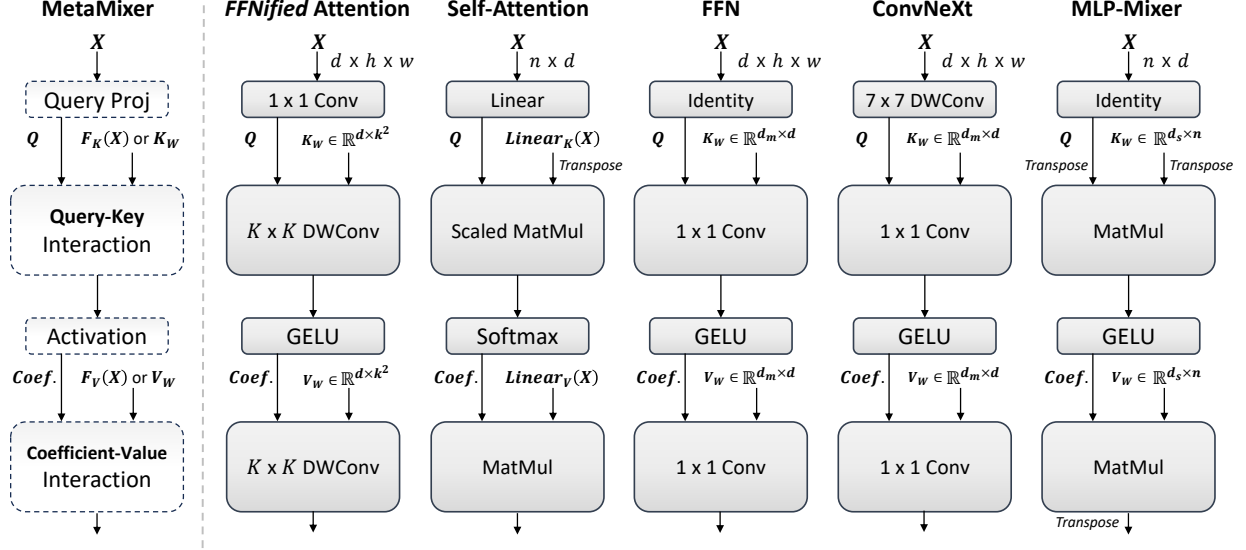


Figure 8. Generality of the MetaMixer. The notation for each mixer follows that introduced in its respective seminal paper. The variables d , d_m , d_s , and n represent the base channel dimension, hidden dimension, hidden dimension of the spatial MLP, and token length (resolution), respectively. For ease of comparison, normalization layers are omitted. The MetaMixer framework encompasses the most successful mixers, demonstrating its modular nature.

B. MetaMixer Generality

As shown in Fig. 8, the most commonly used mixers are instantiated by specifying suboperations of the MetaMixer, underscoring that the query-key-value mechanism is an essential requirement for competitive performance. Specifically, the spatial MLP¹ in MLP-Mixer [89] operates via the same query-key-value mechanism as an FFN, but applies it along different axes—token and channel, respectively. The ConvNeXt [59] block can be interpreted as employing a 7×7 depthwise convolution as the query projection layer within an FFN. Additionally, self-attention and FFNified attention utilize inter-token matrix multiplication and depthwise convolution, respectively, to compute query-key-value interactions.

C. Detailed Comparisons with Related Work

MLP-Mixer. The term “FFNification” might initially evoke thoughts of spatial MLPs [89] rather than our proposed FFNified attention due to its direct implications. However, our use of the term encompasses not only the adaptation of mechanisms but also aims to achieve the generality and efficiency characteristic of FFNs. Spatial MLPs, on the other hand, suffer from parameter inefficiency [89, 117] and are impractical for high-resolution inputs, similar to the global self-attention. They are also un-

able to handle multiple resolutions, limiting their applicability to downstream tasks. Consequently, depthwise convolution emerges as an efficient and effective alternative, addressing these issues. Unlike spatial MLPs, which share the same kernel across all channels, depthwise convolution applies different kernels to each channel. To bridge the receptive field gap between convolution and spatial MLP, we employ large kernels (e.g., 7×7 or 9×9 for image recognition and 51 for time series).

ConvNeXt. Both the ConvNeXt [59] block and FFNified attention mixer share basic elements such as convolution and GELU activation, yet they differ in the operating axes in the query-key-value mechanism. FFNified attention actively extracts spatial features through two consecutive large-kernel convolutions, calculating query-key and coefficient-value interactions. In contrast, the ConvNeXt block uses depthwise convolution as a means of query projection, insufficiently utilizing the surrounding context during channel interaction. Hence, employing our proposed FFNified attention and ConvNeXt block as token mixer and channel mixer, respectively, provides a compact mixer design space. In FFNified attention, it is natural to not expand channels, leading our FFNet to maintain a larger base channel size compared to similar-sized baseline models and thus reduce the expansion ratio in the channel mixer to 3. This decision aligns with prior research findings [8, 56] that the expanded features of channel mixer contain substantial redundancy. Thanks to our comprehensive design strategy and compact mixer space, our models demonstrate a better performance-speed trade-off than the ConvNeXt models especially on resource-constrained devices. (see Tab. 8).

¹Both MLP (Multi-Layer Perceptron) and FFN (Feed-Forward Network) generally refer to modules containing two fully-connected layers with an activation function between them. In this paper, we refer to this module as FFN overall, but use MLP specifically in the context of MLP-Mixer [89].

Model	Type	Top-1 (%)	GPU Throughput (imgs/sec)		CPU Throughput (imgs/sec)		Mobile	Macbook Air
			bs 1	bs 64	bs 1	bs 16	Latency (ms)	Latency (ms)
MogaNet-T [48]	CNN	80.0	463	2169	25	72	2.5	2.0
FFNet-1	CNN	81.3	1430	3965	38	62	1.8	1.3
Swin-T [58]	ViT	81.3	-	2324	30	35	24.8	6.9
BiFormer-T [125]	ViT	81.4	333	548	4	5	-	-
SMT-T [54]	ViT	82.2	786	2362	22	25	23.2	15.9
RMT-T [29]	ViT	82.4	399	1569	-	-	-	-
DaViT-T [23]	ViT	82.8	312	2120	23	25	12.7	8.3
ConvNeXt-T [59]	CNN	82.1	952	2633	41	50	3.7	2.4
FFNet-2	CNN	82.9	776	2163	31	52	3.1	2.1
iFormer-S [81]	ViT	83.4	500	1418	23	34	27.3	12.8
CMT-S [33]	ViT	83.5	407	1310	13	23	11.3	8.1
Swin-B [58]	ViT	83.5	-	841	13	14	33.5	12.1
MaxViT-T [93]	ViT	83.6	-	894	17	21	120.1	49.9
GC ViT-T2 [35]	ViT	83.7	-	-	18	25	201.4	69.1
SMT-S [54]	ViT	83.7	421	1289	12	13	41.5	28.3
BiFormer-S [125]	ViT	83.8	162	257	2	3	-	-
MogaNet-S [48]	CNN	83.4	417	1300	21	47	4.3	3.1
HorNet-S _{7×7} [74]	CNN	83.8	351	954	12	18	5.4	3.7
ConvNeXt-B [59]	CNN	83.8	399	1263	16	17	8.1	5.6
FocalNet-B (LRF) [107]	CNN	83.9	287	828	12	31	10.0	7.0
FFNet-3	CNN	83.9	490	1431	22	40	4.5	2.9
CMT-B _{r256} [33]	ViT	84.5	294	607	6	10	13.2	9.9
iFormer-S _{r384} [81]	ViT	84.6	334	403	9	10	80.3	34.8
FFNet-3 _{r384}	CNN	84.5	387	595	12	20	9.1	7.1
MaxViT-T _{r384} [93]	ViT	85.2	149	314	6	6	247.6	91.6
NFNet-F _{2r384} [4]	CNN	85.1	194	347	6	10	27.0	18.0
ConvNeXt-B _{r384} [59]	CNN	85.1	229	268	5	6	21.3	15.4
HorNet-B _{7×7,r384} [74]	CNN	85.3	175	233	5	6	21.3	16.3
FFNet-4 _{r384}	CNN	85.3	282	394	10	13	15.2	10.8

Table 8. Comparison of inference speeds across various hardware platforms. “bs” denotes batch size. For CPU benchmarks, models are converted to ONNX runtime format and evaluated on an Intel(R) Xeon(R) Gold 5218R CPU @ 2.10GHz processor using a single thread. For Mobile and M2Air, we export the models using CoreML tools and report the median latency over 1,000 runs.

Vision Transformer (ViT). Self-attention operates at the token level, employing matrix multiplication to calculate inter-token similarity and aggregate values using the resulting coefficients. In contrast, FFNified attention operates at the channel level, detecting local patterns through depthwise convolution and applying a subsequent convolution to the resulting coefficients to aggregate values. To reduce parameter complexity, self-attention shares attention weights across channels, while FFNified attention shares them across positions. Another key difference lies in the key-value generation process: self-attention utilizes instance-specific key-value pairs through linear projections, while FFNified attention initializes key-values as static weights and updates them on the training set.

Efficient ViTs. Vanilla self-attention, being a token-based module, faces limitations in vision tasks with long token lengths (high-resolution tasks). Swin transformer [58] addresses this by performing self-attention within local windows. However, window attention necessitates complex reshape operations, hindering efficient deployment across var-

ious inference platforms [56, 110]. Another line of work introduces sparsity into attention [23, 29, 93, 125] or leveraging token merging layer (e.g., strided convolution or pooling) to shorten sequences before applying attention [33, 81]. Yet, these methods demand meticulous architectural tuning and generally lack efficiency on devices other than GPUs. Conversely, FFNified attention, composed solely of hardware-friendly operations like convolution and GELU, exhibits high speed across diverse devices (see Tab. 8).

CNNs. HorNet [74], FocalNet [107], and MogaNet [48] highlight the importance of multi-order interactions and propose high-order convolutional interaction modules. SMT [54] employs multi-head mixed convolution to efficiently extract multi-scale representations. In contrast, by compactly utilizing convolution within the more fundamental **query-key-value framework (i.e. MetaMixer)**, rather than multi-order or multi-scale interactions, our models achieve an optimal performance-speed trade-off (see Tab. 8). On the other hand, large-kernel CNNs [25, 26, 55] depend on specialized libraries like GEMM, which hinders

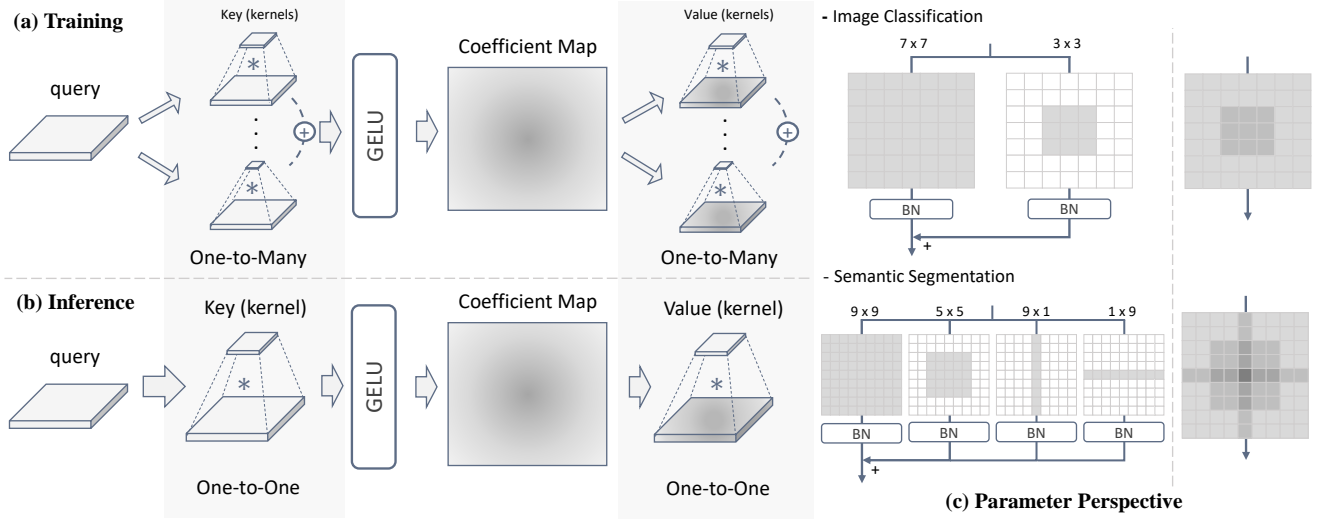


Figure 9. Visual explanation of re-parameterizing multi-branches for extracting multi-scale features. For a detailed discussion, please refer to Appendix E.




Figure 10. *Left*. Effective receptive field (ERF) comparison. FFNet has broader ERFs compared to Swin Transformer [58] and ConvNeXt [59], despite using the same kernel (window) size. *Right*. Quantitative analysis on the ERF with the high-contribution area ratio r . A higher value of r indicates a smoother distribution of high-contribution pixels, which implies a larger ERF.

their general deployment across diverse environments such as TensorRT and CoreML.

D. Effective Receptive Field Analysis

Previous works [25, 55] have identified the Effective Receptive Field (ERF) as a key factor in enhancing CNN performance. In this section, we mainly compare the ERFs of ConvNeXt and Swin Transformer, which use the same kernel (window) size, with our FFNet. Following Re-pLKNet [25], we sample and resize 50 images from the ImageNet validation set to 1024×1024 , and measure the contribution of pixels on the input images to the central point of the feature map produced by the last layer. Contributions are aggregated and mapped onto a 1024×1024 matrix. We further quantify the ERF of each model by calculating the high-contribution area ratio r of a minimum rectangle that encompasses the contribution scores over a certain threshold t .

As depicted in Fig. 10, while high-contribution pixels in ConvNeXt and Swin are concentrated around the center of the input, FFNet’s high-contribution pixels are dispersed across a wider ERF. These results demonstrate that our model more effectively utilizes convolutions with the same kernel size to consider a larger range of pixels for final predictions. Moreover, FFNified attention exhibits a recep-

tive field comparable to that of FastViT [94] and DeiT [90], which employ global self-attention. *These results indicate that despite using only convolution, FFNified attention harnesses large kernels effectively to capture global context. These results are consistent with the examples in Fig. 4.*

E. Structural Re-parameterization

Structural re-parameterization [24] is a methodology that transforms train-time multi-branch architectures into plain architectures through parameter transformation (Addition). We utilize this methodology to incorporate small kernels (e.g., 3×3 or 5×5) into larger ones (e.g., 7×7 or 9×9), as shown in Fig. 9. Additionally, for semantic segmentation model $\text{FFNet}_{\text{seg}}$, we add 9×1 and 1×9 convolution branches to effectively extract features of strip-like objects, such as human and tree. This approach enables our mixer to capture patterns of various scales and aspect ratios without adding inference latency.

Interestingly, using multi-branches can be interpreted as one-to-many interactions, similar to the self-attention, leveraging multiple key-value pairs (kernels) for a single query (channel). However, unlike self-attention, which typically considers a large number of key-values (e.g., 196 or 49 tokens) per query, our method uses only 2 or 4 key-values, making element-wise addition followed

Output size	Layer	FFNet-1	FFNet-2	FFNet-3	FFNet-4	FFNet _{seg}
$\frac{H}{4} \times \frac{W}{4}$	stem	$3 \times 3, 64, s=2$ $3 \times 3, 80, s=2$	$3 \times 3, 64, s=2$ $3 \times 3, 88, s=2$	$3 \times 3, 64, s=2$ $3 \times 3, 96, s=2$	$3 \times 3, 64, s=2$ $3 \times 3, 128, s=2$	$3 \times 3, 64, s=2$ $3 \times 3, 64, s=1$ $3 \times 3, 96, s=1$ $3 \times 3, 96, s=2$
$\frac{H}{4} \times \frac{W}{4}$	token mixer channel mixer	$\begin{bmatrix} 3 \times 3, 80 \\ 3 \times 3, 80 \end{bmatrix} \times 2$	$\begin{bmatrix} 3 \times 3, 88 \\ 7 \times 7, 88 \end{bmatrix} \times 3$	$\begin{bmatrix} 3 \times 3, 96 \\ 7 \times 7, 96 \end{bmatrix} \times 4$	$\begin{bmatrix} 3 \times 3, 128 \\ 7 \times 7, 128 \end{bmatrix} \times 4$	$\begin{bmatrix} 3 \times 3, 96 \\ 3 \times 3, 96 \end{bmatrix} \times 3$
$\frac{H}{8} \times \frac{W}{8}$	token mixer channel mixer	$\begin{bmatrix} 3 \times 3, 160 \\ 3 \times 3, 160 \end{bmatrix} \times 2$	$\begin{bmatrix} 3 \times 3, 176 \\ 7 \times 7, 176 \end{bmatrix} \times 3$	$\begin{bmatrix} 3 \times 3, 192 \\ 7 \times 7, 192 \end{bmatrix} \times 4$	$\begin{bmatrix} 3 \times 3, 256 \\ 7 \times 7, 256 \end{bmatrix} \times 4$	$\begin{bmatrix} 3 \times 3, 192 \\ 3 \times 3, 192 \end{bmatrix} \times 4$
$\frac{H}{16} \times \frac{W}{16}$	token mixer channel mixer	$\begin{bmatrix} 7 \times 7, 320 \\ 3 \times 3, 320 \end{bmatrix} \times 8$	$\begin{bmatrix} 7 \times 7, 352 \\ 7 \times 7, 352 \end{bmatrix} \times 15$	$\begin{bmatrix} 7 \times 7, 384 \\ 7 \times 7, 384 \end{bmatrix} \times 22$	$\begin{bmatrix} 7 \times 7, 512 \\ 7 \times 7, 512 \end{bmatrix} \times 27$	$\begin{bmatrix} 9 \times 9, 384 \\ 3 \times 3, 384 \end{bmatrix} \times 18$
$\frac{H}{32} \times \frac{W}{32}$	token mixer channel mixer	$\begin{bmatrix} 7 \times 7, 640 \\ 3 \times 3, 640 \end{bmatrix} \times 2$	$\begin{bmatrix} 7 \times 7, 704 \\ 7 \times 7, 704 \end{bmatrix} \times 3$	$\begin{bmatrix} 7 \times 7, 768 \\ 7 \times 7, 768 \end{bmatrix} \times 5$	$\begin{bmatrix} 7 \times 7, 1024 \\ 7 \times 7, 1024 \end{bmatrix} \times 3$	$\begin{bmatrix} 9 \times 9, 768 \\ 3 \times 3, 768 \end{bmatrix} \times 5$
1×1	head	Fully-Connected Layer, 1000				

Table 9. Details about FFNet’s architecture for ImageNet classification. The expansion ratio in the channel mixer of FFNet_{seg} is set to 4, while for all other variants (FFNet-1 \sim 4), it is set to 3.

Variant	Ablation	Train Time (hrs)	Top-1 Acc. (%)
FFNet-1	plain architecture	34.5	81.0
	multi-branches w/ re-param.	36.6	81.3
FFNet-2	plain architecture	73.2	82.5
	multi-branches w/ re-param.	77.5	82.9

Table 10. Comparison of FFNet models with and without multi-branches using re-parameterization technique when trained on ImageNet-1k. Train time refers to the wall clock time elapsed at the end of a training run, as measured using 8 RTX A6000 GPUs.

by GELU (“collaborative weighting”) more natural than softmax (“competitive weighting”). Meanwhile, based on FFNified attention, leveraging softmax gating with multi-branches for context-dependent key-values [10] or handling multiple tasks [121] presents an intriguing direction for future work. As demonstrated in Tab. 10, employing the re-parameterization technique within our mixer design effectively boosts performance without additional inference costs. However, this technique results in increased training time due to the added branches.

F. Implementation details

F.1. Image Recognition

Architecture. The detailed architecture hyperparameters are shown in Tab. 9. Given an input image, we first apply two 3×3 strided convolutions to it. Batch normalization and GELU are used after each 3×3 convolution in stem. Then, the tokens pass through four stages of stacked FFNet blocks for hierarchical feature extraction. In the early stages, 3×3 convolutions are primarily used to capture high-frequency local information, followed predominantly by 7×7 convolutions in later stages for capturing low-frequency global information [81]. For downsampling, we utilize a 7×7 strided

depthwise convolution followed by a 1×1 convolution. We also use LayerScale [91] to make our deep models more stable during training.

For system-level segmentation comparison, we introduce FFNet_{seg}, a model that exclusively utilizes FFNet blocks across both the backbone and head. Recent works [5, 34, 116] demonstrate that long-range interactions and multi-scale features are crucial for competitive performance in segmentation models. Accordingly, to enlarge the receptive field, we employ 9×9 kernels in the final two stages of the backbone and the head. Additionally, to effectively process features of objects with varying sizes, we combine small-kernel and strip convolutions [39, 71] (9×1 , 1×9) with large-kernel convolution, enhancing flexible feature extraction. For this, when employing 7×7 or 9×9 convolutions, we leverage re-parameterization technique with the train-time multi-branches introduced in Appendix E. The kernel size for depthwise convolution in the channel mixer is set to 7×7 for all models except FFNet-1 and FFNet_{seg}, which use 3×3 kernels.

F.2. Super-Resolution

Architecture. In this section, we explain the architecture of the proposed FFNet_{sr}, adapted for the Super-Resolution (SR) task, as shown in Fig. 11. FFNet_{sr} consists of three main components: the Shallow Feature Extractor (H_{SF}), the Deep Feature Extractor (H_{DF}), and the Upscaling Module (H_{Rec}).

The shallow feature extractor, H_{SF} , serves as the initial stage of the FFNet_{sr} architecture. It utilizes a 3×3 convolution to process the Low-Resolution (LR) input image capturing shallow features. The transformed shallow feature map has a channel size of 96, which is consistent across all variants.

The deep feature extractor, H_{DF} , refines the shallow fea-

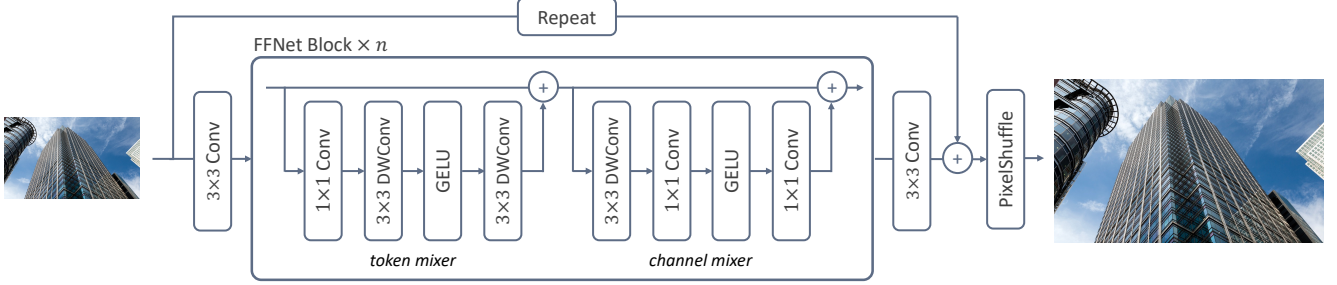


Figure 11. Overall architecture of our FFNet_{sr} for super-resolution task.

tures to produce finer deep features. Each H_{DF} in FFNet_{sr}-light and FFNet_{sr} consist of 36 and 48 FFNet Blocks respectively, followed by a final 3×3 convolution. We set the kernel size of all depthwise convolutions to 3 to effectively extract high-frequency details and the expansion ratio of FFN to 2. Importantly, we exclude Batch normalization from the FFNet blocks (see Fig. 3) due to performance degradation, consistent with findings from EDSR [52]. The final 3×3 convolution in H_{DF} reduces the deep feature map’s channels to match those of the long residual skip [114], allowing them to be added element-wise.

We utilize an anchor-based residual skip for the long residual skip, where the input LR image is repeated r^2 times along RGB channel-wise [28, 124], where r denotes the up-scaling factor. After passing through H_{Rec} , the repeated LR image becomes equivalent to a nearest-neighbor interpolated image, enabling the feature extractors to concentrate on recovering high-frequency details.

The upscaling module, H_{Rec} , takes the deep features and the long-residual skip, adds them together, and then up-scales the result to reconstruct the High-Resolution (HR) image. It uses a single PixelShuffle [80] operation, which rearranges the channel dimensions into spatial dimensions in proportion to the r . This approach is more efficient and effective than the Transposed Convolution, which often results in checkerboard artifacts [99].

Settings. In each training batch, we randomly crop LR patches of size 64×64 as input and augment the patches with random horizontal flips and rotations. We use AdamW optimizer for training with a batch size of 64 for 1M iterations as follows previous study [118]. The initial learning rate is set to 0.001 and updated by the cosine annealing scheme. All latency and memory usage are measured corresponding to an HR image of size 1280×720 .

F.3. 3D Semantic Segmentation

Architecture. We adopt the serialization-based point cloud preprocessing introduced in PTv3 [103] and use a submanifold convolution with $5 \times 5 \times 5$ kernel size for embeddings. The encoder and decoder depths are set at [2, 2, 6, 2] and [1, 1, 1, 1], respectively, with channel numbers of [64, 128,

256, 512] for the encoder and [64, 64, 128, 256] for the decoder. The expansion ratio for channel mixer is uniformly set at 4 across all blocks, with GELU as the activation function. Furthermore, we incorporate batch normalization after each submanifold convolution, in addition to the pre-norm, to further stabilize the variance of the feature maps.

Settings. We train all models using a grid size of 0.02m, a batch size of 12, and a drop path rate of 0.3. We employ the AdamW optimizer with an initial learning rate of 5×10^{-3} , adjusted via cosine decay, and a weight decay of 0.05. Models are trained for 800 epochs on ScanNet series [18, 77] and 3000 epochs on S3DIS [1] datasets. The data augmentation strategies employed are identical to those used in the PT series [102, 103].

F.4. Time Series Forecasting

Architecture. We introduce two FFN variants tailored for time series data, which maintain the structural integrity of our FFNet block design (Fig. 3 (c)) while effectively computing cross-time and cross-variable interactions. Given the limitations of vanilla FFNs that operate solely along the channel axis, in a multivariate setting with both temporal and variable axes, we propose CVIFFN (Cross-Variable Interaction focused FFN) and CIFFN (Channel Interaction focused FFN) to capture cross-variable dependencies and channel information, respectively. Details of these modules, including PyTorch-like code and intuitive visual explanations, can be found in Algorithm 1, 2, and Fig. 12. Both CVIFFN and CIFFN capture cross-variable and channel information through the first Fully-Connected (FC) layer respectively, then aggregate features across both axes using appropriate group&reshape operations and a second FC layer. Thus, our FFNet block for time series replaces the basic block’s FFN with CIFFN and the token mixer’s 1×1 convolution with CVIFFN (see Fig. 12 (c)).

By default, our model includes 1 FFNet block with a hidden dimension of 64 and an expansion ratio of 12. For patch embedding, the patch size and stride are set at 4 and 2, respectively. For the Exchange, ETTh1, and ETTh2 datasets, we reduce the expansion ratio to 1, 2, and 8, re-

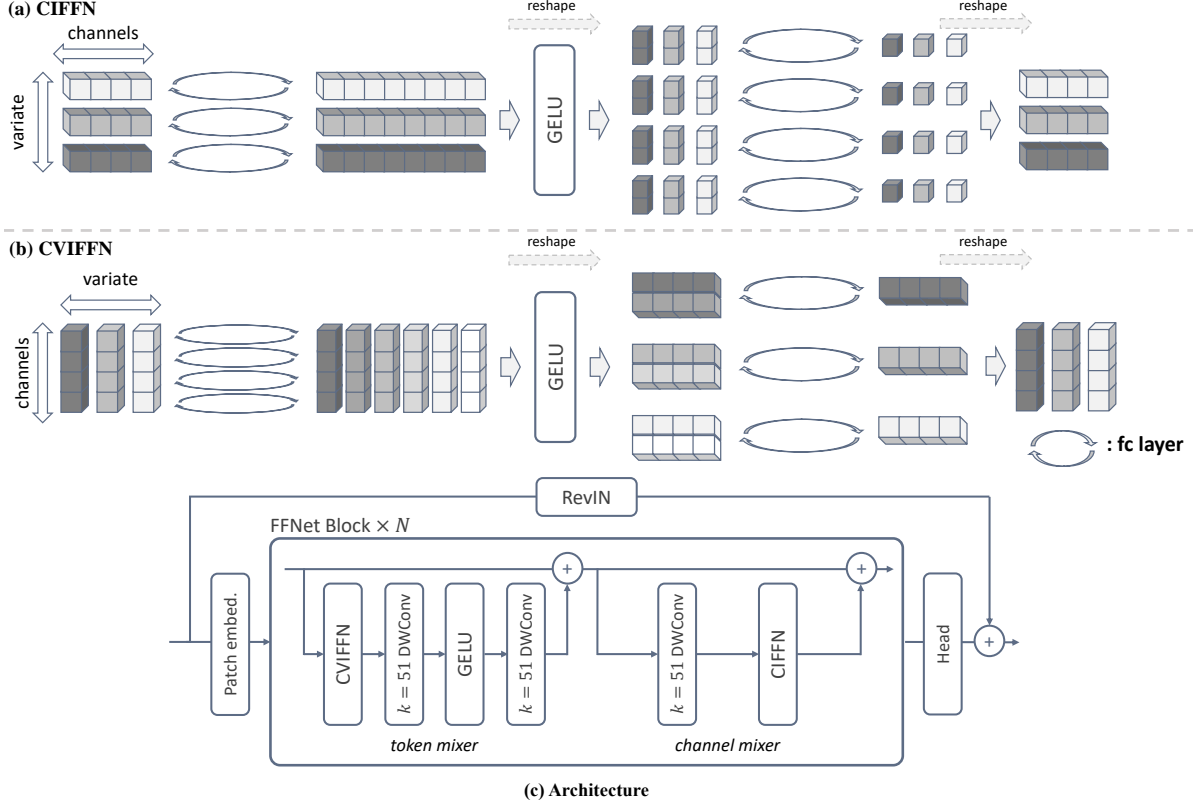


Figure 12. (a-b) Our proposed two types of FFN focus on channel interaction and cross-variable interaction via the first fully-connected layer, respectively. (c) After embedding, stacked FFNet blocks compute cross-time and cross-variable features. Then the final features are fed into the regression head.

Dataset	Variable Number	Dataset Size	Sampling Frequency	Information
ETTh (1, 2) [122]	7	(8545, 2881, 2881)	1 hour	Electricity
ETTm (1, 2) [122]	7	(34465, 11521, 11521)	15 mins	Electricity
Exchange [100]	8	(5120, 665, 1422)	1 day	Economy
Weather [100]	21	(36792, 5271, 10540)	10 mins	Weather
ECL [100]	321	(18317, 2633, 5261)	1 hour	Electricity
Traffic [100]	862	(12185, 1757, 3509)	1 hour	Transportation

Table 11. The overall information of the 8 long-term forecasting datasets.

spectively, to mitigate overfitting. To address distribution shift problem, we also utilize RevIN [43]. Finally, for features $O \in \mathbb{R}^{M \times D \times N}$, we flatten them along the channel D and token N axes, and then compute the final prediction using a linear layer with output channels equal to the prediction length.

Settings. We train our model with the L2 loss, using Adam optimizer with an initial learning rate of 10^{-4} . The standard training procedure is 100 epochs, incorporating proper early stopping. Following [57], we fix lookback length 96 for all the datasets and all experiments are repeated

three times. We also borrow from the baseline results from iTransformer [57]. Detailed dataset descriptions are summarized in Tab. 11.

G. Qualitative Results

G.1. Super-Resolution

In this section, we present visual comparisons of our FFNet_{sr} model against state-of-the-art SR models at $\times 4$ scale. Figure 13 zooms in on each SR result to emphasize the differences in image sharpness and fine-grained detail

Algorithm 1 PyTorch-style Code for Cross-Variable Interaction focused FFN

```
import torch.nn as nn

class CVIFFN(nn.Module):
    """ Cross-Variable Interaction focused Feed-Forward Network """
    def __init__(self, d_model, e_r, n_vars, drop1, drop2):
        super().__init__()
        d_hidden = d_model * e_r
        self.e_r = e_r

        self.fc1 = nn.Conv1d(in_channels=n_vars * d_model, out_channels=n_vars * d_hidden, kernel_size=1, stride=1, padding=0, groups=d_model)
        self.act = nn.GELU()
        self.fc2 = nn.Conv1d(in_channels=n_vars * d_hidden, out_channels=n_vars * d_model, kernel_size=1, stride=1, padding=0, groups=n_vars)

        self.drop1 = nn.Dropout(drop1)
        self.drop2 = nn.Dropout(drop2)

    def forward(self, x):
        B, M, D, N = x.shape

        x = x.permute(0, 2, 1, 3)
        x = x.reshape(B, D * M, N)
        x = self.drop1(self.fc1(x))
        x = self.act(x)
        x = x.reshape(B, D, self.e_r * M, N)
        x = x.permute(0, 2, 1, 3)
        x = x.reshape(B, M * self.e_r * D, N)
        x = self.drop2(self.fc2(x))
        x = x.reshape(B, M, D, N)

        return x
```

preservation, providing corresponding PSNR values. These visualizations underscore the exceptional performance of FFNet_{sr} in the SR task, demonstrating task-generalizability of the MetaMixer-based convolutional framework.

G.2. ImageNet Generation

We provide the generated samples of latent diffusion model with our hybrid mixer design in Fig. 14. Our results confirm that our proposed mixer design is also effective in generative modeling.

Algorithm 2 PyTorch-style Code for Channel Interaction focused FFN

```
import torch.nn as nn

class CIFFN(nn.Module):
    """ Channel Interaction focused Feed-Forward Network """
    def __init__(self, d_model, e_r, n_vars, drop1, drop2):
        super().__init__()
        self.d_hidden = d_model * e_r

        self.fc1 = nn.Conv1d(in_channels=n_vars * d_model, out_channels=n_vars * self.d_hidden, kernel_size=1, stride=1, padding=0, groups=n_vars)
        self.act = nn.GELU()
        self.fc2 = nn.Conv1d(in_channels=n_vars * self.d_hidden, out_channels=n_vars * d_model, kernel_size=1, stride=1, padding=0, groups=d_model)

        self.drop1 = nn.Dropout(drop1)
        self.drop2 = nn.Dropout(drop2)

    def forward(self, x):
        B, M, D, N = x.shape

        x = x.reshape(B, M * D, N)
        x = self.drop1(self.fc1(x))
        x = self.act(x)
        x = x.reshape(B, M, self.d_hidden, N)
        x = x.permute(0, 2, 1, 3)
        x = x.reshape(B, self.d_hidden * M, N)
        x = self.drop2(self.fc2(x))
        x = x.reshape(B, D, M, N)
        x = x.permute(0, 2, 1, 3)


        return x
```

H. Limitations


While our proposed MetaMixer-based convolutional mixer demonstrates remarkable performance across multiple tasks, showcasing that the MetaMixer itself is crucial rather than specific modules like attention, its effectiveness in more diverse scenarios, such as large-scale datasets like ImageNet-21k, remains unproven. Moreover, we acknowledge that the performance of our model is partially improved with the help of previous techniques. However, we hope that our unified perspectives and possibilities we present will serve as a starting point for future mixer design space and strengthen the systematic approach to model development.

References


- [1] Iro Armeni, Ozan Sener, Amir R Zamir, Helen Jiang, Ioannis Brilakis, Martin Fischer, and Silvio Savarese. 3d semantic parsing of large-scale indoor spaces. In *CVPR*, 2016. 7, 16
- [2] Fan Bao, Shen Nie, Kaiwen Xue, Yue Cao, Chongxuan Li, Hang Su, and Jun Zhu. All are worth words: A vit backbone for diffusion models. In *CVPR*, pages 22669–22679, 2023. 1
- [3] Marco Bevilacqua, Aline Roumy, Christine Guillemot, and Marie-Line Alberi-Morel. Low-complexity single-image



Urban100 – img074




SAFMN-Large
18.91




OmniSR
18.63




GT
PSNR↑



DAT-Light
18.15




SMFANet+
18.51




FFNet
20.92



Urban100 – img076




SAFMN-Large
20.49



OmniSR
22.03



GT
PSNR↑



DAT-Light
22.46




SMFANet+
22.20




FFNet
24.04



Urban100 – img062




SAFMN-Large
18.93




OmniSR
16.20




GT
PSNR↑



DAT-Light
20.00



SMFANet+
16.95



FFNet
22.73

Figure 13. Visual comparison for $\times 4$ SR models. The patches for comparison are marked with red boxes. Zoom-in for better visibility.

super-resolution based on nonnegative neighbor embedding. In *BMVC*, 2012. 7

- [4] Andy Brock, Soham De, Samuel L Smith, and Karen Simonyan. High-performance large-scale image recognition without normalization. In *ICML*, pages 1059–1071, 2021. 5, 13

- [5] Han Cai, Junyan Li, Muyan Hu, Chuang Gan, and Song Han. Efficientvit: Lightweight multi-scale attention for high-resolution dense prediction. In *ICCV*, pages 17302–17313, 2023. 4, 6, 15

- [6] Zhaowei Cai and Nuno Vasconcelos. Cascade r-cnn: Delving into high quality object detection. In *CVPR*, 2018. 6



Figure 14. Selected samples generated using our U-FFNet ImageNet-256 model with classifier-free guidance.

- [7] Nicolas Carion, Francisco Massa, Gabriel Synnaeve, Nicolas Usunier, Alexander Kirillov, and Sergey Zagoruyko. End-to-end object detection with transformers. In *ECCV*, pages 213–229. Springer, 2020. 1
- [8] Jierun Chen, Shiu-hong Kao, Hao He, Weipeng Zhuo, Song Wen, Chul-Ho Lee, and S-H Gary Chan. Run, don’t walk: chasing higher flops for faster neural networks. In *CVPR*, pages 12021–12031, 2023. 5, 12
- [9] Kai Chen, Jiaqi Wang, Jiangmiao Pang, Yuhang Cao, Yu Xiong, Xiaoxiao Li, Shuyang Sun, Wansen Feng, Ziwei Liu, Jiarui Xu, Zheng Zhang, Dazhi Cheng, Chenchen Zhu, Tianheng Cheng, Qijie Zhao, Buyu Li, Xin Lu, Rui Zhu, Yue Wu, Jifeng Dai, Jingdong Wang, Jianping Shi, Wanli Ouyang, Chen Change Loy, and Dahua Lin. MMDetection: Open mmlab detection toolbox and benchmark. *arXiv preprint arXiv:1906.07155*, 2019. 6
- [10] Yinpeng Chen, Xiyang Dai, Mengchen Liu, Dongdong Chen, Lu Yuan, and Zicheng Liu. Dynamic convolution: Attention over convolution kernels. In *CVPR*, pages 11030–11039, 2020. 15
- [11] Yukang Chen, Jianhui Liu, Xiangyu Zhang, Xiaojuan Qi, and Jiaya Jia. Largekernel3d: Scaling up kernels in 3d sparse cnns. In *CVPR*, 2023. 7
- [12] Zheng Chen, Yulun Zhang, Jinjin Gu, Linghe Kong, Xiaokang Yang, and Fisher Yu. Dual aggregation transformer for image super-resolution. In *ICCV*, pages 12312–12321, 2023. 7
- [13] Bowen Cheng, Alex Schwing, and Alexander Kirillov. Pixel classification is not all you need for semantic segmentation. *NeurIPS*, 2021. 1, 6
- [14] Haram Choi, Jeongmin Lee, and Jihoon Yang. N-gram in swin transformers for efficient lightweight image super-resolution. In *CVPR*, pages 2071–2081, 2023. 7
- [15] MMSegmentation Contributors. MMSegmentation: Openmmlab semantic segmentation toolbox and benchmark. <https://github.com/open-mmlab/mmdetection>, 2020. 6
- [16] Pointcept Contributors. Pointcept: A codebase for point cloud perception research. <https://github.com/Pointcept/Pointcept>, 2023. 7
- [17] Marius Cordts, Mohamed Omran, Sebastian Ramos, Timo Rehfeld, Markus Enzweiler, Rodrigo Benenson, Uwe Franke, Stefan Roth, and Bernt Schiele. The cityscapes dataset for semantic urban scene understanding. In *CVPR*, pages 3213–3223, 2016. 6
- [18] Angela Dai, Angel X Chang, Manolis Savva, Maciej Halber, Thomas Funkhouser, and Matthias Nießner. Scannet: Richly-annotated 3d reconstructions of indoor scenes. In *CVPR*, 2017. 7, 16
- [19] Damai Dai, Li Dong, Yaru Hao, Zhifang Sui, Baobao Chang, and Furu Wei. Knowledge neurons in pretrained transformers. In *ACL*, 2022. 3
- [20] Tri Dao, Dan Fu, Stefano Ermon, Atri Rudra, and Christopher Ré. Flashattention: Fast and memory-efficient exact attention with io-awareness. *NeurIPS*, pages 16344–16359, 2022. 2
- [21] Timothée Darcet, Maxime Oquab, Julien Mairal, and Piotr Bojanowski. Vision transformers need registers. In *ICLR*, 2024. 9
- [22] Jia Deng, Wei Dong, Richard Socher, Li-Jia Li, Kai Li, and Li Fei-Fei. Imagenet: A large-scale hierarchical image database. In *CVPR*, pages 248–255, 2009. 5
- [23] Mingyu Ding, Bin Xiao, Noel Codella, Ping Luo, Jingdong Wang, and Lu Yuan. Davit: Dual attention vision transformers. In *ECCV*, pages 74–92. Springer, 2022. 5, 6, 13
- [24] Xiaohan Ding, Xiangyu Zhang, Ningning Ma, Jungong Han, Guiguang Ding, and Jian Sun. Repvgg: Making vgg-style convnets great again. In *CVPR*, pages 13733–13742, 2021. 4, 14
- [25] Xiaohan Ding, Xiangyu Zhang, Jungong Han, and Guiguang Ding. Scaling up your kernels to 31x31: Revisiting large kernel design in cnns. In *CVPR*, pages 11963–11975, 2022. 13, 14
- [26] Xiaohan Ding, Yiyuan Zhang, Yixiao Ge, Sijie Zhao, Lin

- Song, Xiangyu Yue, and Ying Shan. Unireplknet: A universal perception large-kernel convnet for audio, video, point cloud, time-series and image recognition. In *CVPR*, 2024. 2, 13
- [27] Alexey Dosovitskiy, Lucas Beyer, Alexander Kolesnikov, Dirk Weissenborn, Xiaohua Zhai, Thomas Unterthiner, Mostafa Dehghani, Matthias Minderer, Georg Heigold, Sylvain Gelly, Jakob Uszkoreit, and Neil Houlsby. An image is worth 16x16 words: Transformers for image recognition at scale. In *ICLR*, 2021. 1, 10
- [28] Zongcai Du, Jie Liu, Jie Tang, and Gangshan Wu. Anchor-based plain net for mobile image super-resolution. In *CVPR*, pages 2494–2502, 2021. 6, 16
- [29] Qihang Fan, Huaibo Huang, Mingrui Chen, Hongmin Liu, and Ran He. Rmt: Retentive networks meet vision transformers. In *CVPR*, pages 5641–5651, 2024. 5, 6, 13
- [30] Mor Geva, Roei Schuster, Jonathan Berant, and Omer Levy. Transformer feed-forward layers are key-value memories. *EMNLP*, 2020. 1, 3
- [31] Benjamin Graham, Martin Engelcke, and Laurens Van Der Maaten. 3d semantic segmentation with submanifold sparse convolutional networks. In *CVPR*, 2018. 4, 7
- [32] Hang Guo, Jinmin Li, Tao Dai, Zhihao Ouyang, Xudong Ren, and Shu-Tao Xia. Mambair: A simple baseline for image restoration with state-space model. In *ECCV*, pages 222–241. Springer, 2024. 7
- [33] Jianyuan Guo, Kai Han, Han Wu, Yehui Tang, Xinghao Chen, Yunhe Wang, and Chang Xu. Cmt: Convolutional neural networks meet vision transformers. In *CVPR*, pages 12175–12185, 2022. 1, 5, 13
- [34] Meng-Hao Guo, Cheng-Ze Lu, Qibin Hou, Zhengning Liu, Ming-Ming Cheng, and Shi-Min Hu. Segnext: Rethinking convolutional attention design for semantic segmentation. *NeurIPS*, 2022. 6, 15
- [35] Ali Hatamizadeh, Hongxu Yin, Greg Heinrich, Jan Kautz, and Pavlo Molchanov. Global context vision transformers. In *ICML*, pages 12633–12646. PMLR, 2023. 13
- [36] Ali Hatamizadeh, Greg Heinrich, Hongxu Yin, Andrew Tao, Jose M. Alvarez, Jan Kautz, and Pavlo Molchanov. Fastervit: Fast vision transformers with hierarchical attention. In *ICLR*, 2024. 5
- [37] Kaiming He, Xiangyu Zhang, Shaoqing Ren, and Jian Sun. Deep residual learning for image recognition. In *CVPR*, pages 770–778, 2016. 1
- [38] Dan Hendrycks and Kevin Gimpel. Gaussian error linear units (gelus). *arXiv preprint arXiv:1606.08415*, 2016. 2
- [39] Qibin Hou, Li Zhang, Ming-Ming Cheng, and Jiashi Feng. Strip pooling: Rethinking spatial pooling for scene parsing. In *CVPR*, 2020. 15
- [40] Jia-Bin Huang, Abhishek Singh, and Narendra Ahuja. Single image super-resolution from transformed self-exemplars. In *CVPR*, pages 5197–5206, 2015. 7
- [41] Sergey Ioffe and Christian Szegedy. Batch normalization: Accelerating deep network training by reducing internal covariate shift. In *ICML*, 2015. 4
- [42] Jiwon Kim, Jung Kwon Lee, and Kyoung Mu Lee. Accurate image super-resolution using very deep convolutional networks. In *CVPR*, pages 1646–1654, 2016. 7
- [43] Taesung Kim, Jinhee Kim, Yunwon Tae, Cheonbok Park, Jang-Ho Choi, and Jaegul Choo. Reversible instance normalization for accurate time-series forecasting against distribution shift. In *ICLR*, 2022. 7, 17
- [44] Goro Kobayashi, Tatsuki Kuribayashi, Sho Yokoi, and Kentaro Inui. Analyzing feed-forward blocks in transformers through the lens of attention maps. In *ICLR*, 2024. 9
- [45] Alex Krizhevsky, Ilya Sutskever, and Geoffrey E Hinton. Imagenet classification with deep convolutional neural networks. In *NeurIPS*, 2012. 1
- [46] Xin Lai, Jianhui Liu, Li Jiang, Liwei Wang, Hengshuang Zhao, Shu Liu, Xiaojuan Qi, and Jiaya Jia. Stratified transformer for 3d point cloud segmentation. In *CVPR*, 2022. 7
- [47] Youngwan Lee, Jonghee Kim, Jeffrey Willette, and Sung Ju Hwang. Mpvit: Multi-path vision transformer for dense prediction. In *CVPR*, pages 7287–7296, 2022. 5
- [48] Siyuan Li, Zedong Wang, Zicheng Liu, Cheng Tan, Haitao Lin, Di Wu, Zhiyuan Chen, Jiangbin Zheng, and Stan Z. Li. Moganet: Multi-order gated aggregation network. In *ICLR*, 2024. 5, 6, 13
- [49] Yanyu Li, Geng Yuan, Yang Wen, Ju Hu, Georgios Evangelidis, Sergey Tulyakov, Yanzhi Wang, and Jian Ren. Efficientformer: Vision transformers at mobilenet speed. *NeurIPS*, pages 12934–12949, 2022. 1, 5
- [50] Yanyu Li, Ju Hu, Yang Wen, Georgios Evangelidis, Kamyar Salahi, Yanzhi Wang, Sergey Tulyakov, and Jian Ren. Rethinking vision transformers for mobilenet size and speed. In *ICCV*, pages 16889–16900, 2023. 5
- [51] Zonglin Li, Chong You, Srinadh Bhojanapalli, Daliang Li, Ankit Singh Rawat, Sashank J Reddi, Ke Ye, Felix Chern, Felix Yu, Ruiqi Guo, et al. The lazy neuron phenomenon: On emergence of activation sparsity in transformers. *arXiv preprint arXiv:2210.06313*, 2022. 3, 9
- [52] Bee Lim, Sanghyun Son, Heewon Kim, Seungjun Nah, and Kyoung Mu Lee. Enhanced deep residual networks for single image super-resolution. In *CVPRW*, pages 136–144, 2017. 6, 16
- [53] Tsung-Yi Lin, Michael Maire, Serge Belongie, James Hays, Pietro Perona, Deva Ramanan, Piotr Dollár, and C Lawrence Zitnick. Microsoft coco: Common objects in context. In *ECCV*, 2014. 6
- [54] Weifeng Lin, Ziheng Wu, Jiayu Chen, Jun Huang, and Lianwen Jin. Scale-aware modulation meet transformer. In *ICCV*, pages 6015–6026, 2023. 5, 6, 13
- [55] Shiwei Liu, Tianlong Chen, Xiaohan Chen, Xuxi Chen, Qiao Xiao, Boqian Wu, Tommi Kärkkäinen, Mykola Pechenizkiy, Decebal Constantin Mocanu, and Zhangyang Wang. More convnets in the 2020s: Scaling up kernels beyond 51x51 using sparsity. In *ICLR*, 2023. 13, 14
- [56] Xinyu Liu, Houwen Peng, Ningxin Zheng, Yuqing Yang, Han Hu, and Yixuan Yuan. Efficientvit: Memory efficient vision transformer with cascaded group attention. In *CVPR*, pages 14420–14430, 2023. 12, 13
- [57] Yong Liu, Tengge Hu, Haoran Zhang, Haixu Wu, Shiyu Wang, Lintao Ma, and Mingsheng Long. itransformer: Inverted transformers are effective for time series forecasting. In *ICLR*, 2024. 8, 17

- [58] Ze Liu, Yutong Lin, Yue Cao, Han Hu, Yixuan Wei, Zheng Zhang, Stephen Lin, and Baining Guo. Swin transformer: Hierarchical vision transformer using shifted windows. In *ICCV*, pages 10012–10022, 2021. 1, 3, 5, 6, 13, 14
- [59] Zhuang Liu, Hanzi Mao, Chao-Yuan Wu, Christoph Feichtenhofer, Trevor Darrell, and Saining Xie. A convnet for the 2020s. *CVPR*, 2022. 1, 2, 3, 4, 5, 6, 12, 13, 14
- [60] Xu Ma, Huan Wang, Can Qin, Kunpeng Li, Xingchen Zhao, Jie Fu, and Yun Fu. A close look at spatial modeling: From attention to convolution. *arXiv preprint arXiv:2212.12552*, 2022. 9
- [61] Xu Ma, Huan Wang, Can Qin, Kunpeng Li, Xingchen Zhao, Jie Fu, and Yun Fu. A close look at spatial modeling: From attention to convolution. *arXiv preprint arXiv:2212.12552*, 2022. 4
- [62] David Martin, Charless Fowlkes, Doron Tal, and Jitendra Malik. A database of human segmented natural images and its application to evaluating segmentation algorithms and measuring ecological statistics. In *ICCV*, pages 416–423, 2001. 7
- [63] Yusuke Matsui, Kota Ito, Yuji Aramaki, Azuma Fujimoto, Toru Ogawa, Toshihiko Yamasaki, and Kiyoharu Aizawa. Sketch-based manga retrieval using manga109 dataset. *MM*, pages 21811–21838, 2017. 7
- [64] Sachin Mehta and Mohammad Rastegari. Mobilevit: lightweight, general-purpose, and mobile-friendly vision transformer. In *ICLR*, 2022. 1
- [65] Kevin Meng, David Bau, Alex J Andonian, and Yonatan Belinkov. Locating and editing factual associations in GPT. In *NeurIPS*, 2022. 3
- [66] Seyed Iman Mirzadeh, Keivan Alizadeh-Vahid, Sachin Mehta, Carlo C del Mundo, Oncel Tuzel, Golnoosh Samei, Mohammad Rastegari, and Mehrdad Farajtabar. ReLU strikes back: Exploiting activation sparsity in large language models. In *ICLR*, 2024. 3
- [67] Yuqi Nie, Nam H Nguyen, Phanwadee Sinthong, and Jayant Kalagnanam. A time series is worth 64 words: Long-term forecasting with transformers. *ICLR*, 2023. 8
- [68] Namuk Park and Songkuk Kim. How do vision transformers work? In *ICLR*, 2022. 8
- [69] William Peebles and Saining Xie. Scalable diffusion models with transformers. In *ICCV*, pages 4195–4205, 2023. 1
- [70] Bohao Peng, Xiaoyang Wu, Li Jiang, Yukang Chen, Hengshuang Zhao, Zhuotao Tian, and Jiaya Jia. Oa-cnns: Omni-adaptive sparse cnns for 3d semantic segmentation. In *CVPR*, 2024. 7
- [71] Chao Peng, Xiangyu Zhang, Gang Yu, Guiming Luo, and Jian Sun. Large kernel matters—improve semantic segmentation by global convolutional network. In *CVPR*, 2017. 15
- [72] Guocheng Qian, Yuchen Li, Houwen Peng, Jinjie Mai, Hasan Hammoud, Mohamed Elhoseiny, and Bernard Ghanem. Pointnext: Revisiting pointnet++ with improved training and scaling strategies. *NeurIPS*, 2022. 7
- [73] Ilija Radosavovic, Raj Prateek Kosaraju, Ross Girshick, Kaiming He, and Piotr Dollár. Designing network design spaces. In *CVPR*, 2020. 5
- [74] Yongming Rao, Wenliang Zhao, Yansong Tang, Jie Zhou, Ser-Lam Lim, and Jiwen Lu. Hornet: Efficient high-order spatial interactions with recursive gated convolutions. *NeurIPS*, 2022. 5, 6, 13
- [75] Robin Rombach, Andreas Blattmann, Dominik Lorenz, Patrick Esser, and Björn Ommer. High-resolution image synthesis with latent diffusion models. In *CVPR*, pages 10684–10695, 2022. 8
- [76] Olaf Ronneberger, Philipp Fischer, and Thomas Brox. U-net: Convolutional networks for biomedical image segmentation. In *MICCAI*, pages 234–241, 2015. 7
- [77] David Rozenberszki, Or Litany, and Angela Dai. Language-grounded indoor 3d semantic segmentation in the wild. In *ECCV*, 2022. 7, 16
- [78] Abdelrahman Shaker, Muhammad Maaz, Hanoona Rasheed, Salman Khan, Ming-Hsuan Yang, and Fahad Shahbaz Khan. Swiftformer: Efficient additive attention for transformer-based real-time mobile vision applications. In *ICCV*, pages 17425–17436, 2023. 1, 5
- [79] Kai Shen, Junliang Guo, Xu Tan, Siliang Tang, Rui Wang, and Jiang Bian. A study on relu and softmax in transformer. *arXiv preprint arXiv:2302.06461*, 2023. 4
- [80] Wenzhe Shi, Jose Caballero, Ferenc Huszár, Johannes Totz, Andrew P Aitken, Rob Bishop, Daniel Rueckert, and Zehan Wang. Real-time single image and video super-resolution using an efficient sub-pixel convolutional neural network. In *CVPR*, pages 1874–1883, 2016. 16
- [81] Chenyang Si, Weihao Yu, Pan Zhou, Yichen Zhou, Xinchao Wang, and Shuicheng YAN. Inception transformer. In *NeurIPS*, 2022. 5, 13, 15
- [82] Sainbayar Sukhbaatar, Jason Weston, Rob Fergus, et al. End-to-end memory networks. *NeurIPS*, 2015. 1, 3
- [83] Sainbayar Sukhbaatar, Edouard Grave, Guillaume Lample, Herve Jegou, and Armand Joulin. Augmenting self-attention with persistent memory. *arXiv preprint arXiv:1907.01470*, 2019. 1
- [84] Long Sun, Jiangxin Dong, Jinhui Tang, and Jinshan Pan. Spatially-adaptive feature modulation for efficient image super-resolution. In *ICCV*, pages 13190–13199, 2023. 7
- [85] Mingxing Tan and Quoc Le. Efficientnet: Rethinking model scaling for convolutional neural networks. In *ICML*, pages 6105–6114, 2019. 3, 5
- [86] Mingxing Tan and Quoc Le. Efficientnetv2: Smaller models and faster training. In *ICML*, pages 10096–10106, 2021. 5
- [87] Yuchuan Tian, Zhijun Tu, Hanting Chen, Jie Hu, Chao Xu, and Yunhe Wang. U-dits: Downsample tokens in u-shaped diffusion transformers. In *NeurIPS*, 2024. 8
- [88] Radu Timofte, Eirikur Agustsson, Luc Van Gool, Ming-Hsuan Yang, and Lei Zhang. Ntire 2017 challenge on single image super-resolution: Methods and results. In *CVPRW*, pages 114–125, 2017. 6
- [89] Ilya O Tolstikhin, Neil Houlsby, Alexander Kolesnikov, Lucas Beyer, Xiaohua Zhai, Thomas Unterthiner, Jessica Yung, Andreas Steiner, Daniel Keysers, Jakob Uszkoreit, et al. Mlp-mixer: An all-mlp architecture for vision. *NeurIPS*, pages 24261–24272, 2021. 12

- [90] Hugo Touvron, Matthieu Cord, Matthijs Douze, Francisco Massa, Alexandre Sablayrolles, and Hervé Jégou. Training data-efficient image transformers & distillation through attention. In *ICML*, 2021. 5, 14
- [91] Hugo Touvron, Matthieu Cord, Alexandre Sablayrolles, Gabriel Synnaeve, and Hervé Jégou. Going deeper with image transformers. In *ICCV*, 2021. 15
- [92] Zhengzhong Tu, Hossein Talebi, Han Zhang, Feng Yang, Peyman Milanfar, Alan Bovik, and Yinxiao Li. Maxim: Multi-axis mlp for image processing. In *CVPR*, pages 5769–5780, 2022. 7
- [93] Zhengzhong Tu, Hossein Talebi, Han Zhang, Feng Yang, Peyman Milanfar, Alan Bovik, and Yinxiao Li. Maxvit: Multi-axis vision transformer. In *ECCV*, pages 459–479. Springer, 2022. 5, 13
- [94] Pavan Kumar Anasosalu Vasu, James Gabriel, Jeff Zhu, Oncel Tuzel, and Anurag Ranjan. Fastvit: A fast hybrid vision transformer using structural reparameterization. In *ICCV*, pages 5785–5795, 2023. 1, 5, 14
- [95] Ashish Vaswani, Noam Shazeer, Niki Parmar, Jakob Uszkoreit, Llion Jones, Aidan N Gomez, Lukasz Kaiser, and Illia Polosukhin. Attention is all you need. In *NeurIPS*, pages 5998–6008, 2017. 1, 3
- [96] Hang Wang, Xuanhong Chen, Bingbing Ni, Yutian Liu, and Jinfan Liu. Omni aggregation networks for lightweight image super-resolution. In *CVPR*, pages 22378–22387, 2023. 7
- [97] Peng-Shuai Wang. Octformer: Octree-based transformers for 3d point clouds. *SIGGRAPH*, 2023. 7
- [98] Xiaozhi Wang, Kaiyue Wen, Zhengyan Zhang, Lei Hou, Zhiyuan Liu, and Juanzi Li. Finding skill neurons in pre-trained transformer-based language models. *EMNLP*, 2022. 3
- [99] Yifan Wang, Federico Perazzi, Brian McWilliams, Alexander Sorkine-Hornung, Olga Sorkine-Hornung, and Christopher Schroers. A fully progressive approach to single-image super-resolution. In *CVPRW*, pages 864–873, 2018. 16
- [100] Haixu Wu, Jiehui Xu, Jianmin Wang, and Mingsheng Long. Autoformer: Decomposition transformers with Auto-Correlation for long-term series forecasting. *NeurIPS*, 2021. 17
- [101] Haixu Wu, Tengge Hu, Yong Liu, Hang Zhou, Jianmin Wang, and Mingsheng Long. Timesnet: Temporal 2d-variation modeling for general time series analysis. *ICLR*, 2023. 8
- [102] Xiaoyang Wu, Yixing Lao, Li Jiang, Xihui Liu, and Hengshuang Zhao. Point transformer v2: Grouped vector attention and partition-based pooling. *NeurIPS*, pages 33330–33342, 2022. 7, 16
- [103] Xiaoyang Wu, Li Jiang, Peng-Shuai Wang, Zhijian Liu, Xihui Liu, Yu Qiao, Wanli Ouyang, Tong He, and Hengshuang Zhao. Point transformer v3: Simpler, faster, stronger. *arXiv preprint arXiv:2312.10035*, 2023. 16
- [104] Tete Xiao, Yingcheng Liu, Bolei Zhou, Yuning Jiang, and Jian Sun. Unified perceptual parsing for scene understanding. In *ECCV*, 2018. 6
- [105] Enze Xie, Wenhai Wang, Zhiding Yu, Anima Anandkumar, Jose M Alvarez, and Ping Luo. Segformer: Simple and efficient design for semantic segmentation with transformers. *NeurIPS*, 2021. 6
- [106] Chenglin Yang, Siyuan Qiao, Qihang Yu, Xiaoding Yuan, Yukun Zhu, Alan Yuille, Hartwig Adam, and Liang-Chieh Chen. Moat: Alternating mobile convolution and attention brings strong vision models. In *ICLR*, 2022. 1, 5
- [107] Jianwei Yang, Chunyuan Li, Xiyang Dai, and Jianfeng Gao. Focal modulation networks. *NeurIPS*, 2022. 5, 6, 13
- [108] Yu-Qi Yang, Yu-Xiao Guo, Jian-Yu Xiong, Yang Liu, Hao Pan, Peng-Shuai Wang, Xin Tong, and Baining Guo. Swin3d: A pretrained transformer backbone for 3d indoor scene understanding. *arXiv preprint arXiv:2304.06906*, 2023. 7
- [109] Weihao Yu, Mi Luo, Pan Zhou, Chenyang Si, Yichen Zhou, Xinchao Wang, Jiashi Feng, and Shuicheng Yan. Metaformer is actually what you need for vision. *CVPR*, 2022. 3, 5, 9, 10
- [110] Seokju Yun and Youngmin Ro. Shvit: Single-head vision transformer with memory efficient macro design. In *CVPR*, 2024. 1, 13
- [111] Roman Zeyde, Michael Elad, and Matan Protter. On single image scale-up using sparse-representations. In *Curves and Surfaces: 7th International Conference, Avignon, France, June 24-30, 2010, Revised Selected Papers 7*, 2012. 7
- [112] Xindong Zhang, Hui Zeng, Shi Guo, and Lei Zhang. Efficient long-range attention network for image super-resolution. In *ECCV*, pages 649–667, 2022. 7
- [113] Yunhao Zhang and Junchi Yan. Crossformer: Transformer utilizing cross-dimension dependency for multivariate time series forecasting. *ICLR*, 2023. 8
- [114] Yulun Zhang, Kungpeng Li, Kai Li, Lichen Wang, Bineng Zhong, and Yun Fu. Image super-resolution using very deep residual channel attention networks. In *ECCV*, pages 286–301, 2018. 6, 16
- [115] Zhengyan Zhang, Yankai Lin, Zhiyuan Liu, Peng Li, Maosong Sun, and Jie Zhou. Moefication: Transformer feed-forward layers are mixtures of experts. In *ACL*, 2022. 3
- [116] Hengshuang Zhao, Jianping Shi, Xiaojuan Qi, Xiaogang Wang, and Jiaya Jia. Pyramid scene parsing network. In *CVPR*, 2017. 15
- [117] Yucheng Zhao, Guangting Wang, Chuanxin Tang, Chong Luo, Wenjun Zeng, and Zheng-Jun Zha. A battle of network structures: An empirical study of cnn, transformer, and mlp. *arXiv preprint arXiv:2108.13002*, 2021. 12
- [118] Mingjun Zheng, Long Sun, Jiangxin Dong, and Jinshan Pan. Smfanet: A lightweight self-modulation feature aggregation network for efficient image super-resolution. In *ECCV*, 2024. 7, 16
- [119] Sixiao Zheng, Jiachen Lu, Hengshuang Zhao, Xiatian Zhu, Zekun Luo, Yabiao Wang, Yanwei Fu, Jianfeng Feng, Tao Xiang, Philip HS Torr, et al. Rethinking semantic segmentation from a sequence-to-sequence perspective with transformers. In *CVPR*, 2021. 6

- [120] Bolei Zhou, Hang Zhao, Xavier Puig, Sanja Fidler, Adela Barriuso, and Antonio Torralba. Scene parsing through ade20k dataset. In *CVPR*, pages 633–641, 2017. [6](#)
- [121] Donghao Zhou, Chunbin Gu, Junde Xu, Furui Liu, Qiong Wang, Guangyong Chen, and Pheng-Ann Heng. Repmode: Learning to re-parameterize diverse experts for subcellular structure prediction. In *CVPR*, pages 3312–3322, 2023. [15](#)
- [122] Haoyi Zhou, Shanghang Zhang, Jieqi Peng, Shuai Zhang, Jianxin Li, Hui Xiong, and Wancai Zhang. Informer: Beyond efficient transformer for long sequence time-series forecasting. In *AAAI*, 2021. [17](#)
- [123] Yupeng Zhou, Zhen Li, Chun-Le Guo, Song Bai, Ming-Ming Cheng, and Qibin Hou. Srformer: Permuted self-attention for single image super-resolution. In *ICCV*, pages 12734–12745, 2023. [7](#)
- [124] Zhou Zhou, Jiahao Chao, Jiali Gong, Hongfan Gao, Zhenbing Zeng, and Zhengfeng Yang. Enhancing real-time super resolution with partial convolution and efficient variance attention. In *MM*, pages 5348–5357. ACM, 2023. [6](#), [16](#)
- [125] Lei Zhu, Xinjiang Wang, Zhanghan Ke, Wayne Zhang, and Rynson WH Lau. Biformer: Vision transformer with bi-level routing attention. In *CVPR*, pages 10323–10333, 2023. [5](#), [13](#)