

Phase diagram and topology of the XXZ chain with alternating bonds and staggered magnetic field

B. F. Márquez,¹ N. Aucar Boidi,¹ K. Hallberg,^{1,2} and A. A. Aligia^{1,2}

¹*Centro Atómico Bariloche and Instituto Balseiro, 8400 Bariloche, Argentina*

²*Instituto de Nanociencia y Nanotecnología CNEA-CONICET, GAIDI, Centro Atómico Bariloche, 8400 Bariloche, Argentina*

The XXZ spin-half chain has Heisenberg exchange interactions J_z (J_\perp) in the z (x, y) direction. The model has a transition from the spin-fluid phase for $-J_\perp < J_z < J_\perp$ to the Néel phase for $J_z > J_\perp > 0$. When bond alternation δ is included, the Néel phase transitions to the dimer phase for a finite value of δ . We determine the phase diagram using simple topological indicators related to the polarization of both spins. When a staggered magnetic field B is included, a contour plot of these indicators as a function of δ and B determine the amount of topological quantized spin pumping around closed circuits in the (δ, B) plane.

I. INTRODUCTION

In recent years there has been considerable attention in topological aspects of matter [1–3]. In particular, topological quantized charge or spin pumping can be realized in time-dependent adiabatic evolution in a closed cycle in a certain space of parameters [typically two-dimensional (2D)]. This is known as a Thouless pump [4–7].

Usually, the 2D pump cycle encloses one or more critical points at which a symmetry protected topological number jumps. Outside the critical points, the protecting symmetry is lost allowing a continuous variation of charge or spin Berry phases, the variation of which on the cycle determines the transported amount of charge or spin. Experimentally, charge transport in Thouless pumps described by the Rice-Mele chain [8, 9] including interactions in some cases [10, 11] have been realized in chains of ultracold atoms. Different variants of the model have been discussed theoretically [7, 12–21].

Quantum spin pumps have been also realized experimentally [22] and discussed theoretically [19, 22–27]. Different realizations of Heisenberg-like chains have been achieved with ultracold atoms [22, 28–30] including an extremely anisotropic Heisenberg model [30]. The XXZ chain is the Heisenberg chain with anisotropic nearest-neighbor (NN) exchange interactions, J_z in the z direction and J_\perp in the other two. While this model has been solved exactly [31], different variants of the model have been studied using field theoretical [32–36] and numerical [27, 37–40] methods.

The phase diagram of the spin-1/2 model including next NN interactions has been calculated using the method of crossings of excited energy levels (MCEL), supported by results of conformal field theory and the renormalization group [37, 38]. The corresponding diagram for the model with alternating NN interactions [H_0 in Eq. (1)] has been calculated using different numerical techniques [27, 39]. In spite of some quantitative differences, qualitatively the results of both works coincide. Without alternating interactions ($\delta = 0$), there is a transition at $J_z = J_\perp$ between the spin-fluid phase for $-J_\perp < J_z < J_\perp$ to the Néel phase for large J_z [31, 37, 38].

For an infinitesimal alternation, the spin fluid phase is transformed to a dimer phase, while a finite $|\delta|$ is needed for the transition between the Néel phase and a dimer phase. The dimer phases are different for opposite signs of δ . A similar model with experimental relevance has been studied numerically [40].

Recently, real-time dynamics of Thouless pumps in the XXZ model with alternating NN interactions including a staggered magnetic field B have been calculated with the infinite time-evolving block decimation (iTEBD) method [27]. The authors considered different circuits in the (δ, B) plane that touch but do not cross the singular point $\delta = B = 0$. The authors find that quantized pumping takes place only for $J_z > J_\perp$, when the Néel phase separates the two dimer phases for positive and negative δ .

The purpose of this paper is twofold: (i) to recalculate the phase diagram of the model for $B = 0$ (which we call H_0) using topological indicators based on simple position operators, showing the power of this method. (ii) To show how a contour plot of expectation values of the position operators in the (δ, B) plane allows the prediction of the transported spin in pumping circuits.

The paper is organized as follows. In Sec. II we present the Hamiltonian of the model with its known limiting cases. In Sec. III we define the topological indicators used to determine the phase diagram of H_0 and discuss some simple cases in which these indicators characterize the different phases. Sec. IV presents the results for the phase diagram of H_0 compared with the previous results obtained by Tzeng *et al.* [39] using different sophisticated numerical methods, showing a quantitative agreement. In Sec. V the contour plots of the topological indicators in the (δ, B) plane show that these can predict the evolution of the spin transport in adiabatic Thouless pump cycles. At the end, a summary and discussion can be found in Sec. VI.

II. MODEL HAMILTONIAN

The Hamiltonian of the spin-1/2 alternating XXZ chain, including a staggered magnetic field reads

$$\begin{aligned}
H &= H_0 + H_B, \\
H_0 &= \sum_{j=1}^N [1 + (-1)^j \delta] [J_{\perp} (S_j^x S_{j+1}^x + S_j^y S_{j+1}^y) + \\
&\quad + J_z S_j^z S_{j+1}^z], \\
H_B &= - \sum_{j=1}^N (-1)^j B S_j^z,
\end{aligned} \tag{1}$$

where $\mathbf{S}_j = (S_j^x, S_j^y, S_j^z)$ is the spin of the site j of the chain. Since we use periodic boundary conditions, the number of sites N should be even for the system to contain an integer number of unit cells.

The Hamiltonian for $B = 0$ (H_0) has been studied before [39, 41] and can be experimentally realized with cold atoms, where the bond alternation is achieved by fine tuning the intensity of the Raman laser beams [28, 42].

Two limits of the model are well known. Without bond alternation ($\delta = 0$) the model has been solved exactly using the Bethe ansatz [31]. If in addition $J_z = 0$, the model can be mapped to a simple fermionic tight-binding chain using a Jordan-Wigner transformation [39]. Thus this limit provides a simple picture of the spin-fluid phase, where the spins are delocalized in the chain. Instead, for large positive J_z in an infinite system, there is a spontaneous symmetry breaking to a Néel or anti-Néel state ($\uparrow\downarrow\uparrow\downarrow \dots$ or $\downarrow\uparrow\downarrow\uparrow \dots$ plus fluctuations). For a finite system, the ground state is a mixture of both. The transition between the spin-fluid and the Néel phase is exactly at the isotropic point $J_z = J_{\perp}$ [31, 37, 38]. The gap in the Néel phase is exponentially small near the transition and behaves as $\Delta \sim J_z - 2J_{\perp}$ for large J_z [31].

Introducing δ for $J_z = 0$, the system can still be mapped onto a non-interacting fermionic chain [39, 43]. A dimerized phase in which the expectation value of the NN singlets is larger (smaller) at the odd bonds with respect to the even ones is formed for $\delta < 0$ ($\delta > 0$). The odd bonds are those between sites j and $j + 1$ with j odd. The difference between both expectation values as well as the energy gap are both proportional to δ . Instead, in the isotropic case $J_z = J_{\perp}$, it has been shown by bosonization [44] that the bond-order parameter $\langle (\mathbf{S}_1 - \mathbf{S}_3) \cdot \mathbf{S}_2 \rangle \sim \delta^{1/3}$, while the energy gap $\Delta \sim \delta^{2/3}$.

For $J_z > J_{\perp}$, the Néel phase competes with the dimer phases [39], as described in detail in Sec. IV. Including magnetic field, pumping circuits in the (δ, B) plane were studied, which are discussed in Sec. V.

III. METHODS

Our calculations for the model Eq. (1) are based on two phases for the model defined in a ring

$$\alpha_s = \alpha(1, -1), \quad \alpha_{\uparrow} = \alpha(1, 0), \tag{2}$$

where

$$\alpha(m_{\uparrow}, m_{\downarrow}) = \text{Im} \ln \langle U(m_{\uparrow}, m_{\downarrow}) \rangle \text{ mod } 2\pi, \tag{3}$$

is the phase of the expectation value of the following operator

$$U(m_{\uparrow}, m_{\downarrow}) = \exp \left[i(2\pi/L) \sum_j x_j (m_{\uparrow} \hat{n}_{j\uparrow} + m_{\downarrow} \hat{n}_{j\downarrow}) \right], \tag{4}$$

where x_j is the position of the site j , $\hat{n}_{j\uparrow} = 1/2 + S_j^z$, $\hat{n}_{j\downarrow} = 1/2 - S_j^z$, m_s (where $s = \uparrow, \downarrow$) can take the values $-1, 0$ or 1 and $L = Na/2$ is the length of the system, where a is the lattice parameter for $\delta \neq 0$ (two times the NN distance) and N is even.

For fermionic systems it has been shown that changes in $\alpha(1, 1)$ [45–47] (or more appropriately $\alpha(l, l)$ with suitably chosen l [19, 48]) are proportional to the average displacement of the particles and, in the thermodynamic limit, coincide with the charge Berry phase (the phase obtained changing the twisted boundary conditions from 0 to 2π), which in turn gives information on the polarization of the system (changes in polarization are proportional to the corresponding changes in the charge Berry phase) [47, 49]. Similarly, $\alpha(1, -1)$ is an approximation to the spin Berry phase [50] which is proportional to the difference of polarizations between electrons with spin up and down [51]. Performing the Jordan-Wigner transformation mentioned in Sec. II, it is easy to show that α_{\uparrow} is related to the charge Berry phase of the equivalent spinless fermionic model. In recent years, similar expectation values been used in different cases [21, 34, 35, 52–56].

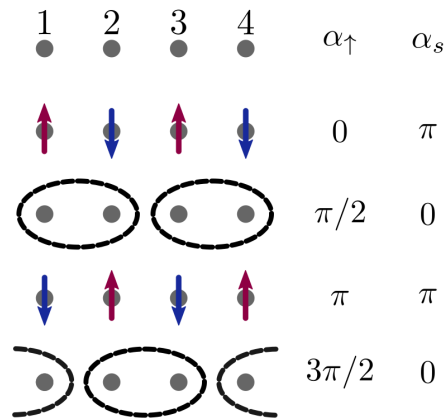


FIG. 1. (Color online) Schematic representation of simple states and the corresponding values of α_{\uparrow} and α_s . The grey circles represent the sites, arrows represent the spin degree of freedom and dashed ellipses indicate dimerization between sites.

To gain some intuition we discuss α_{\uparrow} in simple cases which are schematically represented in Fig. 1. Assume for the moment that N is multiple of four and that the origin of coordinates is chosen so that $x_j = ja/2$. Assume

that the ground state is a pure Néel one with spins up occupying the odd sites (represented in the second row of Fig. 1). Then the factor entering in the exponent of Eq. (4) becomes $(2\pi/N)\Sigma_j(2j+1) = \pi N/2 \equiv 0 \pmod{2\pi}$ and $\alpha_\uparrow = 0$. The anti-Néel state is obtained shifting all spins half a lattice parameter ($a/2$) to the left or to the right (fourth row of Fig. 1). This amounts to replacing $2j+1$ by $2j$ or $2j+2$ above and in both cases $\alpha_\uparrow = \pi$. More generally, it is easy to realize that the change in α_\uparrow under a displacement d of all spins up is $\Delta\alpha_\uparrow = (d/a)2\pi$. Therefore for a completely dimerized state in which the spins up are on average at the center of the odd bonds (third row of Fig. 1), displaced $a/4$ with respect to the Néel state, one expects $\alpha_\uparrow = \pi/2$. For the other dimer state (fifth row of Fig. 1) one expects $\alpha_\uparrow = 3\pi/2 \equiv -\pi/2$. Explicit calculations done in Ref. [19] confirm these values.

Extending this argument to α_s is straightforward and one obtains $\alpha_s = 0$ for both extremely dimerized states and $\alpha_s = \pi$ for both pure Néel states. Shifting the origin of coordinates or choosing N not multiple of 4 does not affect the differences between the α for different states [19].

For a ring, if $\delta = 0$, H is invariant under the reflection R that passes through two opposite sites. In addition, for any value of δ , H_0 is invariant under the reflection \tilde{R} that passes through the middle point of any two opposite NN bonds. This has important consequences on the α . The reflection \tilde{R} is equivalent to a change of sign of x_j plus a translation in a NN distance $a/2$. This change of sign is equivalent to a complex conjugation in Eq. (4), while the translation, as explained above, modifies the exponent of $U(1, 0)$ ($U(1, -1)$) by π ($2\pi \equiv 0$). This implies

$$\begin{aligned}\tilde{R}U(1, 0)\tilde{R}^\dagger &= -\bar{U}(1, 0), \\ \tilde{R}U(1, -1)\tilde{R}^\dagger &= \bar{U}(1, -1).\end{aligned}\quad (5)$$

Since the ground state for any finite ring is unique, both α should remain invariant under inversion and this implies that α_\uparrow can only be either $\pi/2$ or $-\pi/2 \pmod{2\pi}$, while α_s can only be 0 or $\pi \pmod{2\pi}$. Thus both α become \mathbb{Z}_2 topological numbers.

As explained above, the two extremely dimerized phases are characterized by $\alpha_\uparrow = \pm\pi/2$ with the sign depending if the singlets occupy odd or even NN bonds. However, by continuity, for each dimer phase, the same topological number characterizes the whole dimer phase until a phase transition or level crossing takes place. In fact, for $|J_z| < J_\perp$ it jumps at $\delta = 0$ signaling the transition between both dimer phases. This jump is related to the jump in the winding number and charge Berry phase (Zak phase for $J_z = 0$) [12, 27] that takes place in the fermionic Su-Schrieffer-Hegger model obtained using a Jordan-Wigner transformation[39].

In contrast, α_\uparrow is unable to detect the transition to the Néel phase. As explained with the simple arguments above, the extreme Néel and anti-Néel states have $\alpha_\uparrow =$

0 or π . For a finite system the unique ground state contains a measure of both states and $\alpha_\uparrow = \pm\pi/2$ as required by the topological protection by the reflection symmetry. Instead, as also discussed above, $\alpha_s = 0$ for both extreme dimer phases and $\alpha_s = \pi$ for both pure Néel states. By continuity, the same values extend to the whole dimer and Néel phases and therefore the jump in α_s denotes the dimer-Néel phase transition. In fact, in the thermodynamic limit, this jump coincides with the jump in the spin Berry phase [50]. In turn, the latter jump corresponds to a crossing of excited energy levels used by the MCEL to determine the transition [37, 38].

The MCEL coincides with jumps of the Berry phases also in other models [57]. Furthermore, it has been shown that for a general extended Hubbard model including NN repulsion, density-dependent hopping, pair hopping and exchange, in a wide range of parameters with weak interactions, for which continuum-limit field theory techniques are expected to be quantitatively reliable, the bosonization results for the phase diagram coincide with those obtained numerically from jumps in charge and spin Berry phases [58].

The key point for what follows is that α_\uparrow and α_s complement each other and characterize the three different topological phases of H_0 . In Sec. IV we determine the phase diagram of H_0 using these topological indicators.

When a staggered magnetic field B is included, the reflection symmetry \tilde{R} is broken and the α lose their topological protection for $\delta \neq 0$, but they continue to give information on the change in the position of the spins under changes in the parameters. In particular, a contour plot of them in a two-dimensional parameter space, allows us to predict these changes, under an adiabatic cycle. This is shown in Sec. V.

For $\delta = 0$, the reflection R is a symmetry of the Hamiltonian for any B , and an argument similar but simpler to that used to analyze the consequences of \tilde{R} , shows that both α_\uparrow and α_s can only be either 0 or $\pi \pmod{2\pi}$.

At this point, we explain why we use periodic boundary conditions (PBC). When open boundary conditions (OBC) are used, in general both reflection symmetries R and \tilde{R} are lost. If either δ or B are different from zero, the unit cell contains two sites and in order to have an integer number of unit cells, the number of sites N should be odd. Therefore the only possible reflection symmetry is R through the site $(N+1)/2$ at the middle of the chain. However the exchange interactions are different at the left and the right of this point. Therefore, the topological protection is lost. One might expect that for a long enough chain similar results are obtained. However for the charge transition in the ionic Hubbard model, results for the charge gap near the charge transition with $N \sim 30$ using PBC seem superior to $N \sim 400$ using OBC [18]. Also, as discussed at the beginning of the next Section, for our system α_s becomes smooth and does not jump for $N \sim 60$ using OBC [27].

While the information above is enough to understand the results presented below, in the rest of this Section

we discuss more technical points, in particular in relation with continuum-limit field theory. Using bosonization techniques, it has been shown that the operator $U(m_\uparrow, m_\downarrow)$ takes the form

$$U = \exp[-ic\phi_a], \quad \phi_a = \frac{1}{L} \int dx \phi(x), \quad (6)$$

where $\phi(x)$ is a charge or spin field, ϕ_a its average and c , like $\phi(x)$, depends on the particular m_σ [59, 60]. A similar expression that differs in an irrelevant constant was derived more recently [35].

The scaling of the expectation value of U in gapless phases of the XXZ chain [34, 35] and 't Hooft anomalies [36] of the model have been studied using conformal field theory and renormalization group (RG). In addition, similar models were studied with RG [32, 33].

IV. PHASE DIAGRAM OF H_0

The phase diagram of H_0 has been calculated by Tzeng *et al.* using Rényi entropies and the second derivative of the ground state energy obtained with density matrix renormalization group (DMRG) in systems with up to $N \sim 120$ [39]. Recently a calculation of the phase diagram also using DMRG with $N \sim 60$ has been reported [27].

From these works, as well as the jump of α_\uparrow , it is clear that the boundary between both dimer phases for $|J_z| \leq J_\perp$ is at $\delta = 0$. In Ref. [27], a calculation of the Zak Berry phase φ (which in principle should give the same information as α_\uparrow except for a constant [19, 21]) is reported. Instead of a jump in π at $\delta = 0$, φ shows a continuous evolution with a total change of π as δ is varied. This is likely due to the use of open boundary conditions in Ref. [27], under which the protecting symmetry \tilde{R} is lost [see Eq. (5)].

For $J_z > J_\perp$, the Néel phase appears at $\delta = 0$ and the boundary between this phase and any of the dimer phases is not trivial to determine. In particular, there is a quantitative discrepancy between Refs. [39] and [27] for small $J_z - J_\perp$. The extent of the Néel phase is larger in the latter.

Here we use α_s as a topological indicator to detect the transition, extrapolating the value of δ at which α_s jumps in rings of N sites with even N in the range $12 \leq N \leq 24$ using exact diagonalization. For $J_z < 1.5J_\perp$ we also include $N = 26$. The extrapolation was done using a quadratic function in $1/N$, as in Ref. [18]. To estimate the error, we repeated the extrapolation taking out the point with largest N . The difference between both values of δ is always less than 1.5×10^{-3} and, in general, less than 5×10^{-4} for $J_z/J_\perp \geq 2$.

The resulting boundaries of the Néel phase are shown in Fig. 2, and compared with previous ones obtained using finite-size scaling of the Rényi entropies S_2 and the second derivative of the ground state energy, obtained

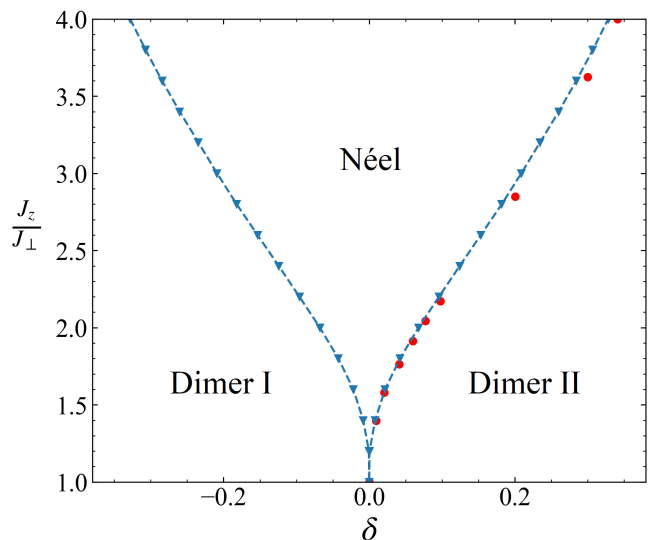


FIG. 2. (Color online) Phase diagram of H_0 obtained from the jump α_s (blue triangles) and compared with previous results (red circles) [39]. Dimer I (II) corresponds to larger $\langle \mathbf{S}_j \cdot \mathbf{S}_{j+1} \rangle$ in the odd (even) bonds.

with DMRG in systems with up to $N \sim 120$ sites [39]. The agreement is noticeable. This shows the power of our method which is computationally much less expensive. However, we believe that the results so far are not accurate enough in the region near $J_z/J_\perp = 1$.

A characteristic of the phase diagram is that the region of the Néel phase is very narrow for small $J_z/J_\perp - 1$. This is expected, since at the point $J_z/J_\perp - 1 = \delta = 0$, the effect of a small increase in J_z opens a gap exponentially [31], while an increase in δ opens a gap proportional to $\delta^{2/3}$ [44]. However, the detailed behavior of the boundary in this zone is difficult to predict. Our value for the transition at $J_z/J_\perp = 1.2$, $|\delta| \sim 5 \times 10^{-4}$ is less than the above estimated error 1.5×10^{-3} . Instead, the value that we obtain for $J_z/J_\perp = 1.4$, $|\delta| = 8.17 \times 10^{-3}$ (slightly smaller than that of Tzeng *et al.*) is more reliable.

In Fig. 3 we display the results of Fig. 2 for $J_z/J_\perp \geq 1.4$ and $\delta > 0$ using a \log_{10} scale for both axis. Our results and those of Tzeng *et al.* [39] suggest that approximately the boundary for $1.4 \leq J_z/J_\perp \leq 2.4$ ($0.0082 \leq \delta \leq 0.124$) corresponds to $J_z/J_\perp - 1 \sim \delta^{0.46}$. Instead, the results of Ref. [27] suggest $J_z/J_\perp - 1 \sim \delta$.

V. CONTOUR PLOTS OF THE PHASES

In Fig. 4 we show a contour plot of both α for $J_z > J_\perp$. The sharp transitions between the Néel and the dimer phases are evident in α_s but imperceptible in α_\uparrow . To understand this behavior, let us analyze the change in both position indicators as the system changes slowly from the point $(\delta, B/J_\perp) = (-1, 0)$ to $(0, B/J_\perp)$ with

small positive B . The first point corresponds to a perfectly dimerized phase with singlets at the odd bonds. As discussed in Sec. III, this corresponds to $\alpha_\uparrow = \pi/2$. Since the down spins in this phase are localized at the same places as the up spins, their difference vanishes and therefore $\alpha_s = 0$. As δ increases beyond the transition to the Néel phase, the ground state is a mixture of the Néel and anti-Néel states for small B . As a consequence, the spin up continues to be mostly centered at the odd bonds. Near the critical value of δ , only for large positive B the up spins move to the right (increasing x_j) occupying the even sites forming an anti-Néel state with $\alpha_\uparrow = \pi$. Instead, α_s jumps abruptly at the transition for $B = 0$, since the *difference* between positions of up and down electrons moves from 0 to the NN distance as the system enters the Néel phase. When $\delta = 0$ is reached even for small positive B the anti-Néel phase is favored with $\alpha_\uparrow = \alpha_s = \pi$.

Summarizing, in the displacement from $(\delta, B/J_\perp) = (-1, 0)$ to $(0, 0^+)$, one starts with $\alpha_\uparrow = \pi/2$ and $\alpha_s = 0$ reflecting the fact that both spins are centered at the even bonds, and at the end α_\uparrow (α_s) has increased by $\pi/2$ (π) as a consequence of the displacement of the spins up (down) by a quarter of a unit cell to the right (left).

One can continue the evolution to a point $(0.6, 0)$ for example to the other dimerized phase, implying a displacement of the spins another quarter of a unit cell in the same direction, reaching the values $\alpha_\uparrow = 3\pi/2$ and $\alpha_s = 2\pi \equiv 0 \pmod{2\pi}$. Finally, one can close the circuit with any path with $B < 0$ with a total change of 2π in α_\uparrow , which means a quantized transport of a spin up to the next unit cell to the right, and a total change of α_s in 4π indicating that the spins down moved in the opposite direction. In fact, all closed circuits that enclose once the critical segment between critical points $(-\delta_c, 0)$ and $(\delta_c, 0)$, without crossing it, in the same direction, are topologically equivalent and lead to the same spin transport in an adiabatic time cycle. This is also the case for

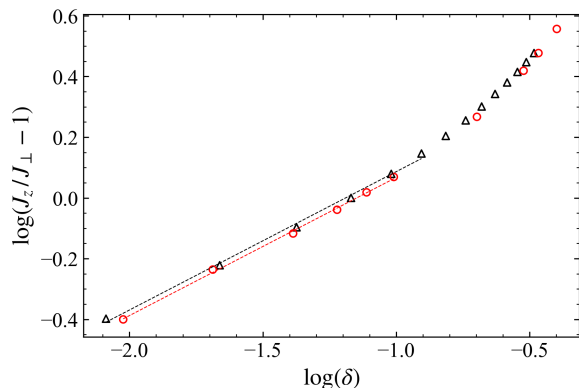


FIG. 3. (Color online) Critical value of $J_z/J_\perp - 1$ at the Néel-dimer transition as a function of δ (black triangles) and compared with previous results (red circles) [39].

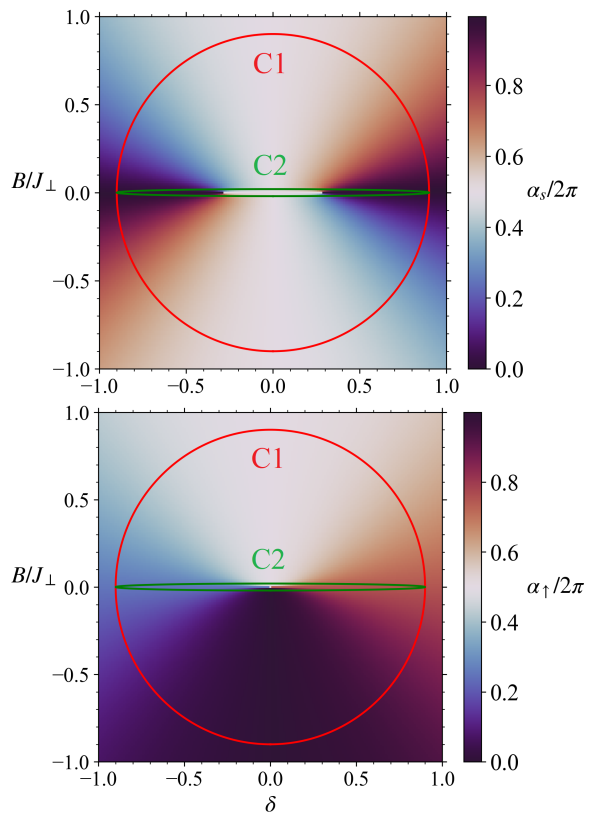


FIG. 4. (Color online) α_s (top) and α_\uparrow (bottom) as a function of dimerization parameter δ and staggered magnetic field for $J_z/J_\perp = 2$. C1 and C2 curves represent the pumping cycles used.

a circuit studied recently in which this critical segment is touched but not crossed [27].

As examples, in Fig. 5 we show the change in α_s and α_\uparrow for pumping circuits defined by

$$\begin{aligned} \delta(\theta) &= -0.9 \sin(\theta) \\ B(\theta) &= -B_0 \cos(\theta), \end{aligned} \quad (7)$$

as θ is increased adiabatically from 0 to 2π closing the circuit. We have chosen $B_0/J_\perp = 0.9$ (0.02) for the circuits C1 (C2) indicated in Fig. 4.

For the circuit C1, the indicators change smoothly passing through topologically protected points when θ is multiple of $\pi/2$. Specifically for $\theta = 0$, the system is at the point $(\delta, B/J_\perp) = (0, -0.9)$, where the ground state is the Néel state plus fluctuations, with $\alpha_\uparrow = 0$ and $\alpha_s = \pi$, as described in Sec. III. Increasing successively θ in $\pi/2$, the changes in thermodynamic phase and the values of α_\uparrow correspond to those represented in Fig. 1 jumping to the next row: odd dimers with $\alpha_\uparrow = \pi/2$ at $(-0.9, 0)$, anti-Néel with $\alpha_\uparrow = \pi$ at $(0, 0.9)$ and even dimers with $\alpha_\uparrow = \pi/2$ at $(0.9, 0)$. At the end of the cycle a spin up has been transported to the next unit cell, corresponding to a total change in α_\uparrow by 2π . The spin

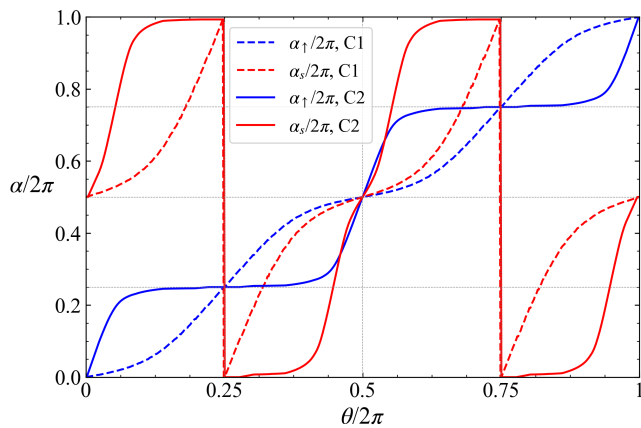


FIG. 5. (Color online) α_\uparrow and α_s as a function of the adiabatic parameter θ through the pumping circuits defined by Eqs. (7) for $J_z/J_\perp = 2$. Dashed (full) lines correspond to C1 (C2).

down is displaced in the opposite direction with a total change of α_s by 4π .

For the circuit C2, the total spin transported and the values of both α at the topologically protected points are the same as for C1. There are however, important differences at the intermediate points. The small value of B_0/J_\perp implies that moderate values of $|\delta|$ dimerize the system more easily and this fact is reflected in the values of both α . In addition, there is a large slope in α_s at the points where $\alpha_s = \pi/2$ and $\alpha_s = 3\pi/2$. This is reminiscent of the jump in α_s at the Néel-dimer transition for $B = 0$ between $\alpha_s = \pi$ and $\alpha_s = 2\pi \equiv 0 \pmod{2\pi}$.

For $J_z < J_\perp$, the contour plots are similar, but the segment between critical points collapses to the origin. An example is shown in Fig. 6 for α_\uparrow , which gives more information than α_s because the former is able to distinguish between both dimer phases and between the Néel and anti-Néel states. Adiabatic pump cycles that enclose the origin have the same topological properties as the ones discussed above, and again the contour plot allows to predict the spin transport along a time dependent path.

However, a time-dependent calculation in a circuit that touches but does not cross the origin has shown recently that quantized spin transport is lost in this case [27]. We believe that the difference is that for $J_z < J_\perp$, the gap is closed at the origin, and pumping with finite velocity necessary leads to spin excitations losing the adiabatic condition. In fact, oscillations in the transported spin indicate that this is the case. In contrast in the Néel phase, the Néel and anti-Néel states are separated from the rest by a finite gap [31]. One might wonder if the quasi degeneracy between these two states (degeneracy in the thermodynamic limit) could also affect quantized pumping. However, the mixture between both states decreases exponentially with system size, and one can expect that even crossing the segment between critical

points $(-\delta_c, 0)$ and $(\delta_c, 0)$ by a small amount does not spoil the quantized pumping. Time-dependent calculations in the interacting Rice-Mele model also obtained that the addition of an Ising term (J_z) to the model stabilizes pumping (of charge in this case) despite the quasi degeneracy of the ground state [16].

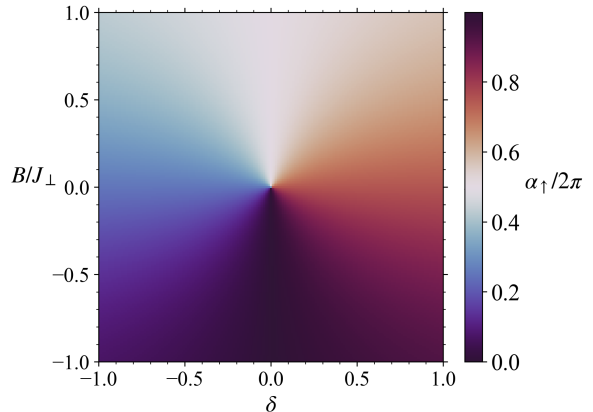


FIG. 6. (Color online) α_\uparrow as a function of dimerization parameter δ and staggered magnetic field for $J_z = 0$.

VI. SUMMARY AND DISCUSSION

We have used two position indicators α_\uparrow and α_s , to study the XXZ ring with interactions with alternation proportional to δ and staggered magnetic field B . The value of α_\uparrow provides information on the shift in the position of the spins \uparrow under changes in the parameters, while α_s accounts for the difference in displacements between both spins.

For either $\delta = 0$ or $B = 0$, both indicators become topological Z_2 numbers protected by a reflection symmetry. For $B = 0$ we have used α_s to calculate the phase diagram of the system, obtaining results that agree quantitatively with those of one of the groups which calculated the diagram before [39], but with a smaller computational cost. The topological indicators α_\uparrow and α_s provide complementary information on the thermodynamic phases of the model.

We have calculated contour plots of both α_\uparrow and α_s in the $(\delta, B/J_\perp)$ plane, which permit to predict the evolution of the spin transport in adiabatic Thouless pump cycles. The transported spin is quantized in the cycle and only the intermediate values depend on the specific cycle for topologically equivalent cycles. Again α_\uparrow and α_s provide complementary information. Since experimentally the occupation numbers in different sites are measured simultaneously [22], it is in principle possible to observe differences in the behavior of α_\uparrow and α_s for pumping circuits that pass near critical points and for small number of particles, for which the entanglement is larger.

ACKNOWLEDGMENTS

We thank Daniel Cabra for helpful discussions. AAA and KH acknowledges financial support provided by

PICT 2020A 03661 and PICT 2018-01546 of the AN-PCyT, Argentina.

-
- [1] Y. Ando, Topological insulator materials, *Journal of the Physical Society of Japan* **82**, 102001 (2013).
- [2] B. Bradlyn, L. Elcoro, J. Cano, M. G. Vergniory, Z. Wang, C. Felser, M. I. Aroyo, and B. A. Bernevig, Topological quantum chemistry, *Nature* **547**, 298 (2017).
- [3] M. Sato and Y. Ando, Topological superconductors: a review, *Reports on Progress in Physics* **80**, 076501 (2017).
- [4] D. J. Thouless, Quantization of particle transport, *Phys. Rev. B* **27**, 6083 (1983).
- [5] Q. Niu and D. J. Thouless, Quantised adiabatic charge transport in the presence of substrate disorder and many-body interaction, *J. Phys. A: Math. Gen.* **17**, 2453 (1984).
- [6] L. Wang, M. Troyer, and X. Dai, Topological charge pumping in a one-dimensional optical lattice, *Phys. Rev. Lett.* **111**, 026802 (2013).
- [7] R. Citro and M. Aidelsburger, Thouless pumping and topology, *Nature Reviews Physics* **5**, 87 (2023).
- [8] S. Nakajima, T. Tomita, S. Taie, T. Ichinose, H. Ozawa, L. Wang, M. Troyer, and Y. Takahashi, Topological Thouless pumping of ultracold fermions, *Nature Physics* **12**, 296 (2016).
- [9] M. Lohse, C. Schweizer, O. Zilberberg, M. Aidelsburger, and I. Bloch, A Thouless quantum pump with ultracold bosonic atoms in an optical superlattice, *Nature Physics* **12**, 350 (2016).
- [10] A.-S. Walter, Z. Zhu, M. Gächter, J. Minguzzi, S. Roschinski, K. Sandholzer, K. Viebahn, and T. Esslinger, Quantization and its breakdown in a Hubbard–Thouless pump, *Nature Physics* **19**, 1471 (2023).
- [11] K. Viebahn, A.-S. Walter, E. Bertok, Z. Zhu, M. Gächter, A. A. Aligia, F. Heidrich-Meisner, and T. Esslinger, Interaction-induced charge pumping in a topological many-body system (2023), arXiv:2308.03756 [cond-mat.quant-gas].
- [12] J. K. Asbóth, L. Oroszlány, and A. Pályi, *A Short Course on Topological Insulators* (Springer International Publishing, 2016).
- [13] A. Hayward, C. Schweizer, M. Lohse, M. Aidelsburger, and F. Heidrich-Meisner, Topological charge pumping in the interacting bosonic Rice-Mele model, *Phys. Rev. B* **98**, 245148 (2018).
- [14] M. Nakagawa, T. Yoshida, R. Peters, and N. Kawakami, Breakdown of topological Thouless pumping in the strongly interacting regime, *Phys. Rev. B* **98**, 115147 (2018).
- [15] L. Stenzel, A. L. C. Hayward, C. Hubig, U. Schollwöck, and F. Heidrich-Meisner, Quantum phases and topological properties of interacting fermions in one-dimensional superlattices, *Phys. Rev. A* **99**, 053614 (2019).
- [16] E. Bertok, F. Heidrich-Meisner, and A. A. Aligia, Splitting of topological charge pumping in an interacting two-component fermionic Rice-Mele Hubbard model, *Phys. Rev. B* **106**, 045141 (2022).
- [17] P. Roura-Bas and A. A. Aligia, Phase diagram of the ionic Hubbard model with density-dependent hopping, *Phys. Rev. B* **108**, 115132 (2023).
- [18] O. A. Moreno Segura, K. Hallberg, and A. A. Aligia, Charge and spin gaps in the ionic Hubbard model with density-dependent hopping, *Phys. Rev. B* **108**, 195135 (2023).
- [19] A. A. Aligia, Topological invariants based on generalized position operators and application to the interacting Rice-Mele model, *Phys. Rev. B* **107**, 075153 (2023).
- [20] J. Argüello-Luengo, M. J. Mark, F. Ferlaino, M. Lewenstein, L. Barbiero, and S. Julià-Farré, Stabilization of Hubbard-Thouless pumps through nonlocal fermionic repulsion, *Quantum* **8**, 1285 (2024).
- [21] Y. Tada, Quantized polarization in a generalized Rice-Mele model at arbitrary filling (2024), arXiv:2404.09262 [cond-mat.str-el].
- [22] C. Schweizer, M. Lohse, R. Citro, and I. Bloch, Spin pumping and measurement of spin currents in optical superlattices, *Phys. Rev. Lett.* **117**, 170405 (2016).
- [23] R. Shindou, Quantum spin pump in $S = 1/2$ antiferromagnetic chains –holonomy of phase operators in sine-Gordon theory–, *Journal of the Physical Society of Japan* **74**, 1214 (2005), <https://doi.org/10.1143/JPSJ.74.1214>.
- [24] D. Meidan, T. Micklitz, and P. W. Brouwer, Topological classification of interaction-driven spin pumps, *Phys. Rev. B* **84**, 075325 (2011).
- [25] C. Q. Zhou, Y. F. Zhang, L. Sheng, R. Shen, D. N. Sheng, and D. Y. Xing, Proposal for a topological spin Chern pump, *Phys. Rev. B* **90**, 085133 (2014).
- [26] Q. Chen, J. Cai, and S. Zhang, Topological quantum pumping in spin-dependent superlattices with glide symmetry, *Phys. Rev. A* **101**, 043614 (2020).
- [27] S. Julià-Farré, J. Argüello-Luengo, L. Henriët, and A. Dauphin, Quantized Thouless pumps protected by interactions in dimerized rydberg tweezer arrays (2024), arXiv:2402.09311 [cond-mat.quant-gas].
- [28] Y.-A. Chen, S. Nascimbène, M. Aidelsburger, M. Atala, S. Trotzky, and I. Bloch, Controlling correlated tunneling and superexchange interactions with ac-driven optical lattices, *Phys. Rev. Lett.* **107**, 210405 (2011).
- [29] T. Fukuhara, P. Schauß, M. Endres, S. Hild, M. Chenéau, I. Bloch, and C. Gross, Microscopic observation of magnon bound states and their dynamics, *Nature* **502**, 76 (2013).
- [30] K. Kim, F. Yang, K. Mølmer, and J. Ahn, Realization of an Extremely Anisotropic Heisenberg Magnet in Rydberg Atom Arrays, *Phys. Rev. X* **14**, 011025 (2024).
- [31] J. Des Cloizeaux and M. Gaudin, Anisotropic Linear Magnetic Chain, *Journal of Mathematical Physics* **7**, 1384 (1966).
- [32] M. Kohmoto, M. den Nijs, and L. P. Kadanoff, Hamiltonian studies of the $d = 2$ Ashkin-Teller model, *Phys. Rev. B* **24**, 5229 (1981).

- [33] K. Totsuka, Magnetization plateau in the $s = \frac{1}{2}$ Heisenberg spin chain with next-nearest-neighbor and alternating nearest-neighbor interactions, *Phys. Rev. B* **57**, 3454 (1998).
- [34] R. Kobayashi, Y. O. Nakagawa, Y. Fukusumi, and M. Oshikawa, Scaling of the polarization amplitude in quantum many-body systems in one dimension, *Phys. Rev. B* **97**, 165133 (2018).
- [35] S. C. Furuya and M. Nakamura, Polarization amplitude near quantum critical points, *Phys. Rev. B* **99**, 144426 (2019).
- [36] M. Cheng and N. Seiberg, Lieb-Schultz-Mattis, Luttinger, and 't Hooft - anomaly matching in lattice systems, *SciPost Phys.* **15**, 051 (2023).
- [37] K. Nomura and K. Okamoto, Critical properties of $s = 1/2$ antiferromagnetic XXZ chain with next-nearest-neighbour interactions, *Journal of Physics A: Mathematical and General* **27**, 5773 (1994).
- [38] R. D. Somma and A. A. Aligia, Phase diagram of the XXZ chain with next-nearest-neighbor interactions, *Phys. Rev. B* **64**, 024410 (2001).
- [39] Y.-C. Tzeng, L. Dai, M.-C. Chung, L. Amico, and L.-C. Kwek, Entanglement convertibility by sweeping through the quantum phases of the alternating bonds XXZ chain, *Scientific Reports* **6**, 10.1038/srep26453 (2016).
- [40] H. Ueda and S. Onoda, Roles of easy-plane and easy-axis XXZ anisotropy and bond alternation in a frustrated ferromagnetic spin- $\frac{1}{2}$ chain, *Phys. Rev. B* **101**, 224439 (2020).
- [41] A. Elben, J. Yu, G. Zhu, M. Hafezi, F. Pollmann, P. Zoller, and B. Vermersch, Many-body topological invariants from randomized measurements in synthetic quantum matter, *Science Advances* **6**, eaaz3666 (2020), <https://www.science.org/doi/pdf/10.1126/sciadv.aaz3666>.
- [42] L.-M. Duan, E. Demler, and M. D. Lukin, Controlling spin exchange interactions of ultracold atoms in optical lattices, *Phys. Rev. Lett.* **91**, 090402 (2003).
- [43] W. P. Su, J. R. Schrieffer, and A. J. Heeger, Solitons in polyacetylene, *Phys. Rev. Lett.* **42**, 1698 (1979).
- [44] M. C. Cross and D. S. Fisher, A new theory of the spin-Peierls transition with special relevance to the experiments on TTFCuBDT, *Phys. Rev. B* **19**, 402 (1979).
- [45] R. Resta, Quantum-mechanical position operator in extended systems, *Phys. Rev. Lett.* **80**, 1800 (1998).
- [46] R. Resta and S. Sorella, Electron localization in the insulating state, *Phys. Rev. Lett.* **82**, 370 (1999).
- [47] H. Watanabe and M. Oshikawa, Inequivalent Berry phases for the bulk polarization, *Phys. Rev. X* **8**, 021065 (2018).
- [48] A. A. Aligia and G. Ortiz, Quantum mechanical position operator and localization in extended systems, *Phys. Rev. Lett.* **82**, 2560 (1999).
- [49] G. Ortiz and R. M. Martin, Macroscopic polarization as a geometric quantum phase: Many-body formulation, *Phys. Rev. B* **49**, 14202 (1994).
- [50] A. A. Aligia, K. Hallberg, C. D. Batista, and G. Ortiz, Phase diagrams from topological transitions: The Hubbard chain with correlated hopping, *Phys. Rev. B* **61**, 7883 (2000).
- [51] A. A. Aligia, Berry phases in superconducting transitions, *Europhysics Letters* **45**, 411 (1999).
- [52] B. Hetényi and B. Dóra, Quantum phase transitions from analysis of the polarization amplitude, *Phys. Rev. B* **99**, 085126 (2019).
- [53] R. Unanyan, M. Kiefer-Emmanouilidis, and M. Fleischhauer, Finite-temperature topological invariant for interacting systems, *Phys. Rev. Lett.* **125**, 215701 (2020).
- [54] H. Dehghani, Z.-P. Cian, M. Hafezi, and M. Barkeshli, Extraction of the many-body Chern number from a single wave function, *Phys. Rev. B* **103**, 075102 (2021).
- [55] O. Dubinkin, J. May-Mann, and T. L. Hughes, Theory of dipole insulators, *Phys. Rev. B* **103**, 125129 (2021).
- [56] Y. Braver, C.-h. Fan, G. Žlabys, E. Anisimovas, and K. Sacha, Two-dimensional Thouless pumping in time-space crystalline structures, *Phys. Rev. B* **106**, 144301 (2022).
- [57] M. E. Torio, A. A. Aligia, and H. A. Ceccatto, Phase diagram of the Hubbard chain with two atoms per cell, *Phys. Rev. B* **64**, 121105(R) (2001).
- [58] A. A. Aligia and L. Arrachea, Triplet superconductivity in quasi-one-dimensional systems, *Phys. Rev. B* **60**, 15332 (1999).
- [59] A. A. Aligia and C. D. Batista, Dimerized phase of ionic Hubbard models, *Phys. Rev. B* **71**, 125110 (2005).
- [60] There is a mistake in the sign of the exponent in Ref. [59] because the shift in $\Pi_c(x)$ is positive.