

EffiQA: Efficient Question-Answering with Strategic Multi-Model Collaboration on Knowledge Graphs

Zixuan Dong, Baoyun Peng, Yufei Wang, Jia Fu,
Xiaodong Wang, Yongxue Shan, Xin Zhou,
National University of Defense Technology

Correspondence: dongzixuan18@nudt.edu.cn

Abstract

While large language models (LLMs) have shown remarkable capabilities in natural language processing, they struggle with complex, multi-step reasoning tasks involving knowledge graphs (KGs). Existing approaches that integrate LLMs and KGs either underutilize the reasoning abilities of LLMs or suffer from prohibitive computational costs due to tight coupling. To address these limitations, we propose a novel collaborative framework named EffiQA that can strike a balance between performance and efficiency via an iterative paradigm. EffiQA consists of three stages: global planning, efficient KG exploration, and self-reflection. Specifically, EffiQA leverages the commonsense capability of LLMs to explore potential reasoning pathways through global planning. Then, it offloads semantic pruning to a small plug-in model for efficient KG exploration. Finally, the exploration results are fed to LLMs for self-reflection to further improve global planning and efficient KG exploration. Empirical evidence on multiple KBQA benchmarks shows EffiQA’s effectiveness, achieving an optimal balance between reasoning accuracy and computational costs. We hope the proposed new framework will pave the way for efficient, knowledge-intensive querying by redefining the integration of LLMs and KGs, fostering future research on knowledge-based question answering.

1 Introduction

Large language models (LLMs) (Radford et al., 2019; Ouyang et al., 2022; Touvron et al., 2023) have shown impressive capabilities across various natural language processing tasks, generating coherent and context-sensitive responses that demonstrate deep linguistic insights (Wei et al., 2022). However, they struggle with complex, multi-step reasoning tasks, including complex arithmetic (Wang et al., 2022), commonsense (Zhao et al., 2024), symbolic reasoning (Pan et al., 2023b), and

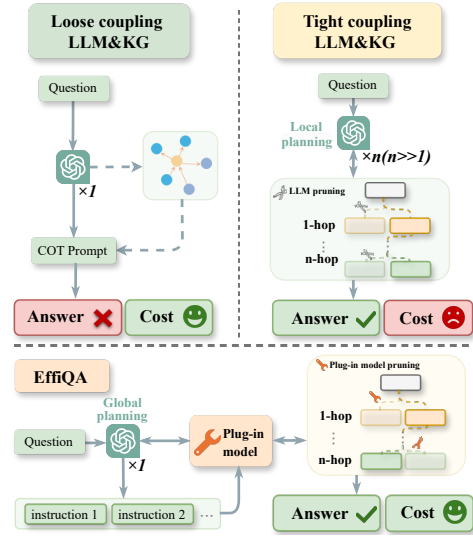


Figure 1: LLM-based KBQA includes three paradigms: loose-coupling (LLM-only with prompts), tight-coupling (LLM exploring KG iteratively), and moderate-coupling (LLM for planning, plug-in model for KG exploration).

multi-hop question answering (Yasunaga et al., 2021; Pan et al., 2024a).

To enhance the reasoning abilities of LLMs, techniques like chain-of-thought (CoT) prompting (Wei et al., 2022) have been developed, enabling step-by-step rationale generation before arriving at the final answer. Despite improved performance on various reasoning tasks (Yao et al., 2024; Besta et al., 2024; Turpin et al., 2024), CoT prompting sometimes fails to generate sufficient sub-questions to gather all necessary information, leading to issues like hallucinations (Lyu et al., 2023; Lin et al., 2021), opaque reasoning (Suzgun et al., 2022), and reliance on outdated data (Borgeaud et al., 2022; Izacard et al., 2023).

To address these challenges, researchers have explored integrating external knowledge sources, such as knowledge graphs (KGs) (Sun et al., 2021; Yasunaga et al., 2021; Zhang et al., 2022a; Li et al.,

2023b; Pan et al., 2024a), into the reasoning process. These methods typically involve retrieving information from KGs, augmenting the prompt, and feeding it into LLMs. However, these loose-coupling paradigms often rely on simple data retrieval, failing to harness the full reasoning potential of LLMs. Consequently, their success hinges on the completeness and quality of the KGs.

Recent approaches have explored tighter integration between LLMs and KGs, such as Think-on-Graph (ToG) (Sun et al., 2023), Reasoning-on-Graph (Luo et al., 2023), and Chain-of-Knowledge (Li et al., 2023b). These methods use LLMs to iteratively explore entities and relations in KGs, achieving better performance but at the cost of excessive computational resources and the risk of inefficiency due to potential path explosion, which can lead to suboptimal reasoning in dynamic queries.

Striking a balance between the coupling degree of LLMs and KGs, such that it can fully utilize their respective capabilities to enhance KBQA performance while maintaining efficiency, remains a challenge. To address this challenge, we propose a novel collaborative framework EffiQA for LLM-based KBQA, which leverages the commonsense capability of LLMs for global planning while offloading semantic pruning to a small plug-in model.

Specifically, EffiQA consists of the following stages:

Global Planning. In this stage, LLM is employed to decompose the question into several semantically coherent trajectories and generate exploration instructions for exploring potential reasoning pathways and extending search space beyond the knowledge graph’s structural limits.

Efficient KG exploration. In this stage, a plug-in model is employed for semantic pruning based on global planning to remove irrelevant nodes and paths during the KG search process.

Self-reflection. In this stage, LLM will proceed to self-reflect on the exploration results to refine the global planning, leading to improved planning and exploration in the subsequent iteration.

To strike a balance between performance and efficiency, EffiQA introduces an enhanced querying strategy that tightly couples the LLM’s instructions with constrained semantic pruning of the KG. This allows EffiQA to selectively expand the most promising graph regions based on semantics and type of entities, substantially reducing the search

space while maintaining relevance. A fine-grained semantic matching process further focuses the pruning on conceptually relevant relationships. By having the LLM provide high-level guidance while offloading computationally expensive KG traversal to a specialized model, EffiQA achieves a balanced integration. Different from previous methods, this collaborative approach can not only enhance the reasoning performance by combining the strengths of LLMs and KGs but also improve operational efficiency. Figure 1 shows the difference between the proposed method and previous methods. By striking a balanced integration between LLMs and KGs, EffiQA redefines the standards for efficient, knowledge-intensive querying in KBQA tasks.

2 Related Work

2.1 Integration of External Knowledge Sources

Recent advancements in LLMs have focused on enhancing reasoning capabilities by integrating external information (Guo et al., 2023; Yang et al., 2024). Notable examples include BlenderBot3 (Shuster et al., 2022) and Atlas (Izacard et al., 2023), which achieves marked enhancements in its performance on the Knowledge Intensive Language Tasks (KILT) benchmark (Petroni et al., 2020). These developments illustrate a growing trend towards the dynamic incorporation of external data sources into LLMs, which serves to enrich their foundational knowledge base and diminish the frequency of inaccuracies in generated content (Baek et al., 2023b; Pan et al., 2024b).

2.2 Knowledge-Enhanced Reasoning in LLMs

LLMs enhanced with structured external knowledge have shown immense potential for accurately understanding user intentions (Jiang et al., 2023). Nevertheless, these models often struggle with complex reasoning tasks, such as multi-hop Knowledge Base Question Answering (KBQA), primarily due to their limited capability in decomposing multi-step problems into essential intermediate steps needed to derive an answer (Guan et al., 2024). In response to this challenge, the Chain of Thought (CoT) method was introduced (Wei et al., 2022), further developed into variations such as Auto-CoT and Zero-Shot-CoT (Zhang et al., 2022b; Kojima et al., 2022). This method exemplifies a structured prompting technique that significantly enhances the efficiency of LLMs in nav-

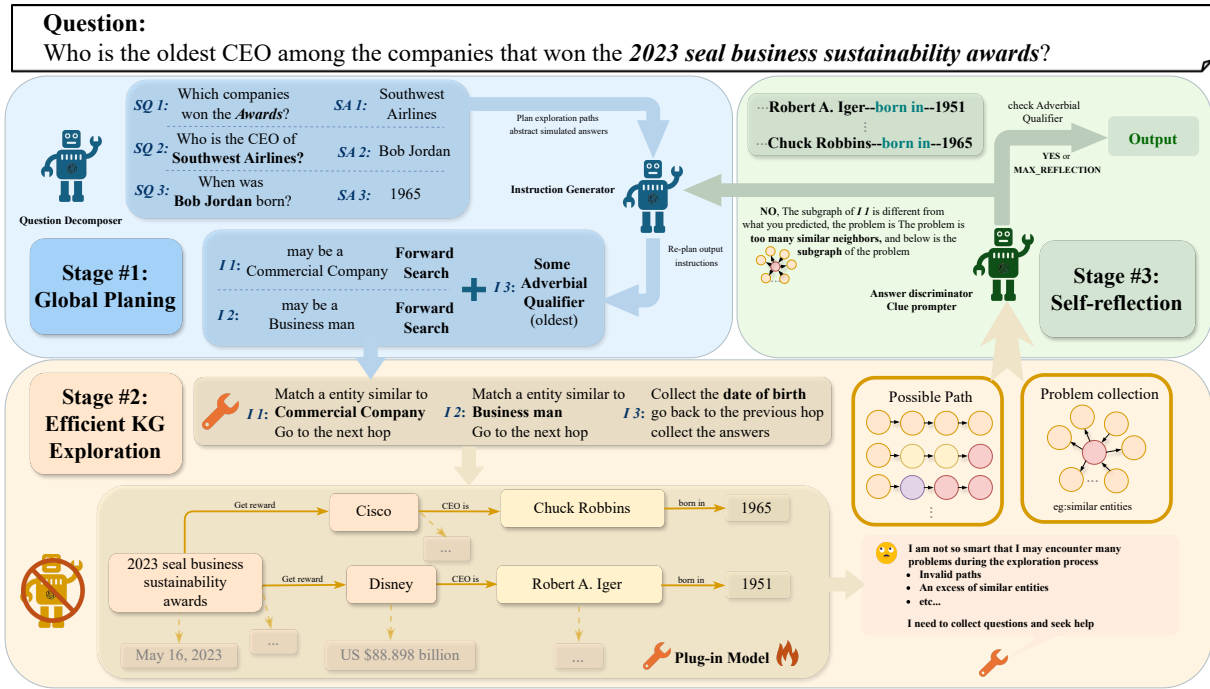


Figure 2: The EffiQA workflow consists of three stages. First, the LLM decomposes the problem and generates instructions that include simulated answers and actions based on the problem’s logic. Next, EffiQA employs a plug-in model to execute these instructions, perform efficient knowledge graph exploration, and identify potential issues. Finally, the LLM reviews the identified problems, iteratively replans, and produces answers once sufficient information is available.

igating complex reasoning tasks. Concurrently, innovative frameworks like Chain-of-Knowledge (CoK) (Li et al., 2023b) and Think-on-Graph (ToG) (Sun et al., 2023) have been developed, integrating knowledge retrieval directly into the reasoning process, thereby enriching the depth and improving the factual accuracy of the generated responses.

2.3 Advanced Frameworks for Structured Knowledge Utilization

The evolution of knowledge integration strategies has significantly advanced the development of frameworks that facilitate more profound interactions between LLMs and knowledge graphs. For instance, a work (Pan et al., 2023a) has introduced a method in which LLMs employ a greedy search algorithm to navigate KGs, enabling more nuanced interactions with data. In a related development, the Clue-Guided Path Exploration (CGPE) (Tao et al., 2024) framework, which effectively combines a knowledge base with an LLM, using clues from queries to guide systematic exploration, which in turn helps reduce computational loads. Concurrently, the Verification and Editing (VE) framework has been developed by (Zhao et al., 2023). This framework seeks to refine the reason-

ing outputs of LLMs, which consequently increases both the fidelity and reliability of the model’s responses.

3 Method

The EffiQA framework consists of three main components that are executed iteratively: global planning, efficient KG exploration, and self-reflection. In the global planning stage, LLM is leveraged to decompose the input question into semantically coherent trajectories and generate exploration instructions, which helps explore potential reasoning pathways and extend the search space beyond the structural limits of the KG. Then, a small plug-in model is employed for efficient KG exploration, performing breadth-first search and semantic pruning on KG with the help of exploration instructions. In the self-reflection stage, LLM will reflect on the exploration results to revamp global planning and KG exploration for further improvement. Figure 2 shows the overall framework of the proposed method.

3.1 Global Planning

In the global planning phase, the LLM leverages its powerful reasoning abilities to globally plan the

exploration pathway. At this stage, LLM will give a set of instructions based on the given question and initial entity to guide the plug-in model to explore the graph.

Query Decomposition Initially, the LLM identifies the primary subject entity e_0 from the query and deconstructed into M sub-questions $Q = \{q_1, q_2, \dots, q_M\}$ with adverbial qualifiers $R = \{r_1, r_2, \dots, r_N\}$, where $(N \leq M)$. This process is formulated as: $Q, R \leftarrow \text{Decompose}(query, e_0)$.

Instruction Generation and Optimization After decomposition, the LLM generates simulated answers $A_i \leftarrow \text{Simulate}(e_i, q_i, r_i)$ and constructs corresponding instructions $\text{instructions} \leftarrow S(e_i, q_i, r_i)$ to guide the plug-in model in efficiently navigating the knowledge graph (KG). Specifically, "forward search" instructions are created for sub-questions, and "adverbial qualifier" instructions are designed to handle qualifiers; these are collectively referred to as action instructions. Additionally, we have developed other action instructions tailored for the plug-in model and generate the appropriate matching instructions. For example, Figure 3 illustrates the retrieval of a sports event type.

3.2 Efficient KG exploration

The simulated answers and actions generated by Global Planning can effectively guide the plug-in model based on an intuitive prior premise: when LLM answers a question, the content of the answer may be inaccurate, but will generate simulated answers of the same type or with similar semantics as the answer. Using the simulated answers, we implement a constrained search with semantic pruning, selectively expanding promising entities to optimize efficiency.

Initialization and Systematic Exploration

Graph initialization define the knowledge graph $G = (E, R)$ and start BFS from e_0 and for each entity e_{current} in BFS, evaluate relations r , select a representative tail entity, and perform semantic matching with simulated answers using entity descriptions and triples.

Semantic Matching and Graph Traversal EffiQA uses fine-grained entity typing (FGET) based on the Ontonotes dataset (Dan et al., 2014) for semantic matching, ensuring exploration focuses on pertinent relations despite potential inaccuracies. For example, as shown in Figure 3, even if inaccurate instruction content is given due to large model

Algorithm 1 EffiQA Framework

```

1: Input: Query  $q$ , Knowledge Graph  $G$ 
2:  $e_0 \leftarrow \text{EXTRACTENTITY}(q)$ 
3: while not converged do
4:    $Q, R \leftarrow \text{DECOMPOSEQUERY}(q, e_0)$ 
5:    $A \leftarrow \text{SIMULATEANSWERS}(Q, R)$ 
6:    $\text{Instr} \leftarrow \text{GENERATEINSTR}(e_0, Q, R)$ 
7:   for each instr in  $\text{Instr}$  do
8:      $\text{Paths}, \text{Problems} \leftarrow \text{KGEXPLORE}(G, e_0, \text{instr}, A)$ 
9:   end for
10:   $\text{Result}, \text{Clues} \leftarrow \text{AGGREGATE}(\text{Paths}, \text{Problems})$ 
11:  if Result satisfactory then
12:    Output: Final Answer
13:    break
14:  else
15:     $\text{REVISEPLAN}(\text{Clues})$ 
16:  end if
17: end while

```

time constraints, plug-in model execution instructions still allow the search for premises that are conceptually consistent despite being inaccurate in the simulation. Continuing below, we demonstrate the robustness of the semantic matching process in managing time-sensitive inaccuracies by focusing on categorical relevance rather than precise data accuracy.

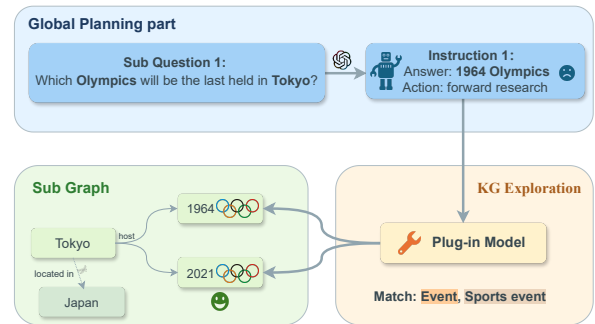


Figure 3: Despite the challenges associated with the temporal constraints of the training corpus (up to March 2021), the plug-in model effectively executes accurate match pruning. The detailed entity typing depicted in the figure serves solely for illustrative purposes

If a representative entity A'_{rep} matches A_i , extend exploration to all entities linked by r_i , controlling branching via a threshold. Unmatched relations r are pruned. Each entity is also checked against adverbial qualifiers R_i . Upon reaching the reasoning depth, the search ends and qualifying paths are

collected. Problems encountered (e.g., unmatched paths, excessive branching) are collected with their subgraphs for further processing.

3.3 Self-reflection

Detailed Answer Aggregation In this phase, the LLM synthesizes results from efficient KG exploration to ensure answers are contextually relevant and precisely address the query. Each reasoning path is verified against its adverbial qualifiers R_i , and terminal entities are checked against the final constraints Q_{final} . When multiple initial entities E_0 are present, validated paths are intersected to identify consistently relevant entities, enhancing answer robustness.

Strategic Replanning and Iteration Problematic paths are flagged for re-evaluation and replanning R_{plan} . During this process, the LLM reflects on issues identified in the efficient KG exploration’s subgraphs and the generated clue prompts. It then performs a global replanning that integrates the problematic subgraphs and clue prompts, ensuring comprehensive coverage and addressing reasoning gaps. This iterative approach systematically resolves inaccuracies and inefficiencies, leading to more robust final answers. The final selection is based on intersected entities E'_{final} , ensuring the answer is derived from validated paths and fully meets the initial query requirements.

4 Experiments

4.1 Experimental Setup

4.1.1 Datasets and Metrics

To rigorously evaluate the performance of the EffiQA framework, we selected five benchmark datasets: Complex Web Questions (CWQ) (Talmor and Berant, 2018), WebQuestionSP (WebQSP) (Yih et al., 2016), GrailQA (Gu et al., 2021), QALD10-en (Perevalov et al., 2022), and Simple Questions (Bordes et al., 2015). These datasets were chosen for their varying complexity and the different types of reasoning challenges they present, ranging from simple fact retrieval to sophisticated multi-hop questions. We assessed the framework on two primary metrics: cost efficiency, which measures the resource consumption per query, and answer accuracy (Hits@1), defined by the precision of responses compared to the gold standards. At the same time, since the recall rate is crucial during path exploration, incorrect pruning will cause

errors in path exploration and lead to wrong answers. Therefore, to retain the correct path when exploring the knowledge graph without incorrect pruning, we define pruning recall as one of the important indicators of its path exploration. When calculating efficiency, we use the average question consumption of floating-point operations (FLOPs) as an indicator of computational overhead. Cost efficiency is defined as the ratio of the pruning recall rate to FLOPs.

4.1.2 Baselines

EffiQA is benchmarked against key established methods, including methods of reasoning without external knowledge, such as standard prompts (IO prompts) (Brown et al., 2020) and CoT prompts (Zhang et al., 2022b), as well as some state-of-the-art methods using external knowledge reasoning. These comparisons cover hint-based methods, fine-tuning methods, and different KBQA architectures. IO prompts and CoT prompts are two methods that do not require external knowledge, whereas the tight-coupling KBQA method is the most advanced approach for KBQA. These comparisons help illustrate the necessity of external knowledge in answering complex queries and demonstrate the cost-effectiveness of EffiQA compared to existing state-of-the-art methods. Through these comparisons, the flexibility and cost-effectiveness of EffiQA across various datasets can be proven.

4.1.3 Experiment Details

Comprehensive experiments on EffiQA were performed using two distinct LLMs: GPT-3.5-turbo, GPT-4¹ and four models with different parameter sizes for comparison. These models were selected to assess the framework’s scalability and performance across varying computational capabilities. GPT-4 was utilized to explore the limits of performance in more complex scenarios. To ensure consistent and reproducible results, the temperature setting for all interactions with these models was fixed at 0, eliminating randomness in responses.

The plug-in model used for node semantic matching and path pruning utilizes RoBERTa (Liu et al., 2019), fine-tuned on the modified OntoNotes v5 dataset², and a 10,000 entity typing training set generated using GPT-4 for fine-tuning. The dataset is generated using the classification standards from

¹Both GPT-3.5-turbo and GPT-4 can be accessed at <https://openai.com/>

²OntoNotes v5 can be downloaded at https://huggingface.co/datasets/conll2012_ontonotesv5

Method	CWQ	WebQSP	GrailQA	QALD10-en	Simple Questions
Without external knowledge					
IO prompt w/GPT-3.5-turbo ^α	37.6	63.3	29.4	42.0	20.0
CoT w/GPT-3.5-turbo ^α	38.8	62.2	28.1	42.9	20.3
SC w/GPT-3.5-turbo ^α	45.4	61.1	29.6	45.3	18.9
With external knowledge					
Prior FT SOTA	70.4 ^β	82.1 ^γ	75.4 ^δ	45.4 ^ε	85.8 ^ζ
Prior Prompting SOTA	-	74.4 ^η	53.2 ^η	-	-
Prior tight-coupling SOTA ^α	<u>72.5</u>	82.6	<u>81.4</u>	<u>54.7</u>	66.7
EffiQA (ours) w/GPT-3.5-turbo	52.1	65.2	63.3	46.2	65.7
EffiQA (ours) w/GPT-4	69.5	82.9	78.4	51.4	76.5

Table 1: Comparison between EffiQA and related methods on KBQA tasks. Method ^α (Sun et al., 2023) has a significantly higher cost compared to EffiQA. ^β (Das et al., 2021), ^γ (Yu et al., 2022), ^δ (Gu et al., 2022), ^ε (Borotto et al., 2022), ^ζ (Baek et al., 2023a), ^η (Li et al., 2023a).

the Context-Dependent Fine-Grained Entity Type Tagging method (Dan et al., 2014) as the basis for entity typing. Since only the path pruning process involves entity typing, to ensure accurate recognition of the named entity recognition (NER) part, we use special markers to mark the entities that need to be classified and then fine-tune the model to ensure that the specified entities can be correctly identified.

4.2 Main Results

4.2.1 Comparison to Other Methods

We compare EffiQA with some frameworks without external knowledge. As a baseline for large model capabilities, that is, the knowledge contained in the large models themselves, as can be seen from Table 1, the methods without external knowledge generally perform poorly, reflecting the LLMs dependence on knowledge graphs for answering knowledge-based questions. EffiQA leverages both large and smaller specialized language models integrated with external knowledge graphs, surpassing all methods that do not use external knowledge. At the same time, EffiQA provides a distinctive advantage over traditional fine-tuning approaches with its plug-and-play capability that requires no dataset-specific training.

Comparison with methods using external knowledge shows that even without any fine-tuning, EffiQA still outperforms existing fine-tuning methods. Particularly noteworthy is its performance on single-hop datasets. In comparison to ToG, which tightly couples with LLMs and KGs, Ef-

fiQA demonstrates competitive strength. Notably, EffiQA excels in single-hop datasets like Simple Questions, where it achieves 65.7% accuracy with GPT-3.5-turbo and 76.5% with GPT-4, underscoring its effective global planning for enhancing accuracy without sacrificing recall—a common shortfall in larger models that heavily prune data. The framework’s strategy for addressing simple questions enhances accuracy without compromising the recall rate, a common issue in large models that employ aggressive pruning techniques, where EffiQA’s global planning proves highly effective.

EffiQA also demonstrates competitive results on multi-hop datasets such as ComplexWebQuestions (CWQ) and WebQuestionsSP (WebQSP), scoring 69.5% and 82.9% respectively when using GPT-4. These results demonstrate that EffiQA’s strategy of leveraging external knowledge significantly improves LLMs deep reasoning capabilities, effectively managing complex queries that often pose challenges to tight-coupling approaches that integrate LLMs and knowledge graphs, because they usually consume much more than EffiQA while achieving similar performance.

4.2.2 Performance with Different Backbone Models

In exploring the integration of EffiQA with different LLM backbones, we conducted ablation studies using a range of different scale models in table 2, Since EffiQA relies heavily on LLM with powerful reasoning capabilities to give accurate instructions, we chose Llama3.1-8B (Vavekanand

and Sam, 2024), GPT-3.5-turbo, Deepseek-V2, and GPT-4 as our planning and aggregation iteration modules. These studies aim to evaluate how the underlying LLM affects the overall accuracy of the system on multiple datasets such as CWQ and WebQSP.

Method	CWQ	WebQSP
Fine-tuned Baseline		
NSM α	53.9	74.3
DeCAF β	70.4	82.1
Prompting Baseline		
KD-CoT γ	50.5	73.7
LLMs		
COT (Llama3.1-8B)	32.8	56.6
EffiQA (Llama3.1-8B)	37.4	58.3
Gain	+4.6	+1.7
COT (DeepSeek-V2)	41.2	57.8
EffiQA (DeepSeek-V2)	61.7	67.4
Gain	+20.5	+9.6
COT (GPT-3.5-turbo) δ	38.8	62.2
EffiQA (GPT-3.5-turbo)	52.1	65.2
Gain	+13.3	+3.0
COT (GPT-4) δ	46.0	67.3
EffiQA (GPT-4)	69.5	82.9
Gain	+23.5	+15.6

Table 2: Performance comparison of methods on CWQ and WebQSP datasets. EffiQA consistently improves performance. α (He et al., 2021), β (Yu et al., 2022), γ (Wang et al., 2023), δ (Sun et al., 2023).

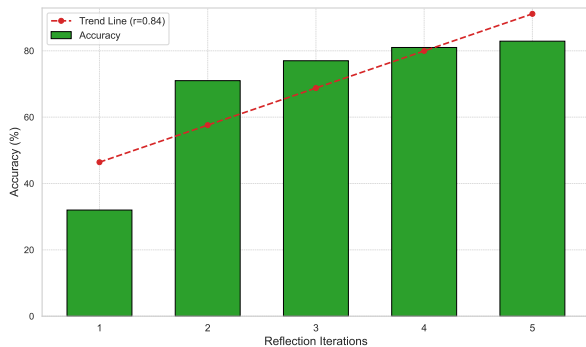


Figure 4: Accuracy by Reflection Iterations on WebQSP Dataset (MAX_REFLECTION=5)

The results show EffiQA’s performance improves with model capacity and complexity. Notably, Deepseek-V2 activates fewer parameters than GPT-3.5-turbo yet outperforms it, demonstrat-

ing the MOE architecture’s effectiveness. GPT-4 excels in complex multi-hop queries due to strong inference capabilities. EffiQA is highly sensitive to the LLM’s reasoning abilities, such as global planning and self-reflection, which enhance accuracy by improving instructions and PLM pruning, reducing repeated reasoning. When integrated with Llama3.1-8B, EffiQA gains performance, but improvements are limited by the smaller scale, highlighting its reliance on robust planning typically found in larger models.

4.3 Ablation study

4.3.1 Effect of Reflection Iterations on Accuracy

To investigate the impact of reflection iterations on model accuracy, we conducted experiments on the WebQSP dataset with a maximum of 5 reflection iterations. As shown in Figure 4, the accuracy of the model improves consistently with an increasing number of reflection iterations. The trend line in the graph indicates a strong positive correlation ($r=0.84$) between the number of reflections and the accuracy rate, demonstrating that iterative reflections contribute to better performance in entity classification tasks.

The progressive improvement suggests that incorporating multiple reflection iterations enables the model to refine its understanding and make more accurate predictions, possibly by reinforcing correct classifications and learning from mistakes. This reinforces the utility of our approach, especially in scenarios where high accuracy is paramount. By employing up to 5 reflection iterations, the model achieves significant performance gains, providing a balance between computational cost and accuracy enhancement.

4.3.2 Model scale, Efficiency and Performance

In order to prove that when PLM obtains LLM instructions, the recall rate of semantic matching and path pruning can achieve equivalent effects to LLM direct pruning, but its cost-effectiveness has obvious advantages compared with large models, we compare Models of different sizes perform in path pruning and semantic matching tasks through entity typing. The following figure 5 shows the change curve of recall rate and cost-effectiveness of path pruning by models of different sizes under different hop numbers in the CWQ and WebQSP data sets.

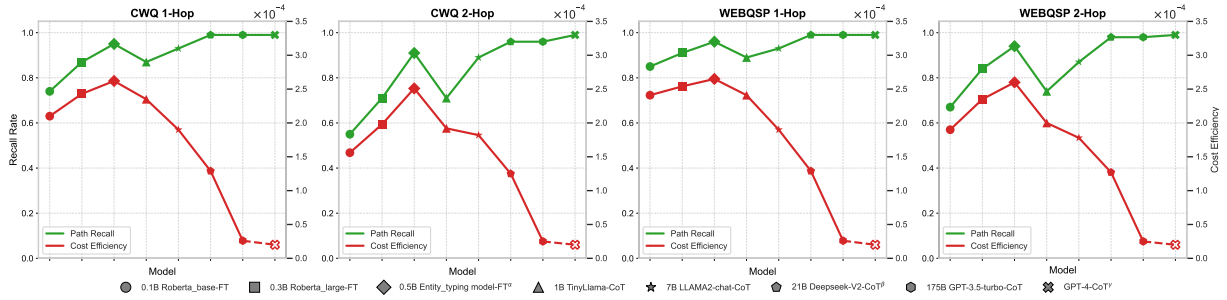


Figure 5: Path Recall Rate and Cost Efficiency of various model sizes on CWQ and WebQSP datasets. The medium-sized entity typing model achieves an optimal balance between recall and cost. α : RoBERTa models fine-tuned with increased parameters. β : Activation parameters calculated using the MoE model. γ : GPT-4 parameter estimates based on scale, as exact numbers are undisclosed.

among which models above 1B are the current mainstream decoder-only architecture, using the generative classification method. For these models, the CoT method is used and 2-shot is used for inference, while the models below 1B are dedicated entity typing models. Inference is performed after fine-tuning. The fine-tuning process uses 2*NVIDIA 4090 24G, the learning rate is set to $5e-6$, and the original data set is used plus the generated training set for fine-tuning for 20 epochs. It is worth noting that the recall rate of path pruning is not equal to the accuracy of the model’s direct classification of entities, because the plug-in model always tends to classify semantically similar entities into one category. If the plug-in model is execute fine-grained entities typing and gives an incorrect result, the correct path may still be recalled successfully due to exploring the semantic similarity of entities, so the recall rate of path pruning is usually higher than the recall rate of entity typing. It can be seen from the results that some dedicated fine-tuning plug-in models have achieved performance comparable to existing large models in path matching tasks based on entity classification, even better than LLM with a small number of parameters. At the same time, their cost-effectiveness is much higher than that of large models.

4.3.3 Computational Cost

Cost analysis highlights EffiQA’s ability to significantly reduce the number of queries per input question for large models, thereby reducing computational expense. This efficiency not only enhances the applicability of the framework in resource-limited environments but also emphasizes its commercial potential for scalable real-world applications. In the cost consumption experiment on the KBQA data set, we set the exploration depth

and width of TOG to 3 and stopped it when the LLM requests for a problem exceeded 30 times.

At the same time, we set the number of Self-reflections of EffiQA on single-hop problems. The threshold is set to 5, and the multi-hop value is set to 10. Tests are conducted on the CWQ and WebQSP data sets. We divide the cost consumption results of the above data sets into single and multi-hop calculations respectively. From table 3, we can see that whether it is 1-hop or multi-hop inference on KG, the number of inferences and request cost of this solution are much smaller than the existing SOTA model TOG.

Method	1-Hop	Multi-Hop
TOG w/GPT-3.5-turbo	16.7	25.6
TOG w/GPT-4	14.8	21.4
EffiQA w/GPT-3.5-turbo	4.7	7.3
EffiQA w/GPT-4	3.2	6.5

Table 3: Average number of calls to LLM per question

5 Conclusion

In this work, we proposed EffiQA, a new integration paradigm of LLMs and KGs for multi-step reasoning. Through an iterative paradigm of global LLM planning, efficient KG exploration, and self-reflection, EffiQA balances leveraging LLM capabilities with maintaining computational efficiency. The global planning outlines promising trajectories and generates instructions to guide semantic pruning during efficient KG traversal, reducing search spaces. Exploration results then refine the global plan iteratively. Extensive experiments demonstrate EffiQA’s ability to optimally balance accuracy and costs.

Limitations

EffiQA exhibits sensitivity to the capabilities of large models, relying on their reasoning abilities for optimal performance. This dependence means that any limitations in the large model’s ability can directly affect EffiQA’s outcomes. Furthermore, the plug-in model encounters performance bottlenecks when scaling to larger or more complex knowledge graphs. As the knowledge graph grows, the computational effort required for effective exploration and semantic pruning increases, potentially slowing down processing and limiting the system’s efficiency in extensive datasets. These factors constrain EffiQA’s scalability and adaptability in more demanding scenarios

References

- Jinheon Baek, Alham Fikri Aji, Jens Lehmann, and Sung Ju Hwang. 2023a. Direct fact retrieval from knowledge graphs without entity linking. *arXiv preprint arXiv:2305.12416*.
- Jinheon Baek, Alham Fikri Aji, and Amir Saffari. 2023b. Knowledge-augmented language model prompting for zero-shot knowledge graph question answering. *arXiv preprint arXiv:2306.04136*.
- Maciej Besta, Nils Blach, Ales Kubicek, Robert Gerstenberger, Michal Podstawski, Lukas Gianinazzi, Joanna Gajda, Tomasz Lehmann, Hubert Niewiadomski, Piotr Nyczyk, et al. 2024. Graph of thoughts: Solving elaborate problems with large language models. In *Proceedings of the AAAI Conference on Artificial Intelligence*, volume 38, pages 17682–17690.
- Antoine Bordes, Nicolas Usunier, Sumit Chopra, and Jason Weston. 2015. Large-scale simple question answering with memory networks. *arXiv preprint arXiv:1506.02075*.
- Sebastian Borgeaud, Arthur Mensch, Jordan Hoffmann, Trevor Cai, Eliza Rutherford, Katie Millican, George Bm Van Den Driessche, Jean-Baptiste Lespiau, Bogdan Damoc, Aidan Clark, et al. 2022. Improving language models by retrieving from trillions of tokens. In *International conference on machine learning*, pages 2206–2240. PMLR.
- Manuel Borroto, Francesco Ricca, Bernardo Cuteri, and Vito Barbara. 2022. Sparql-qa enters the qald challenge. In *Proceedings of the 7th Natural Language Interfaces for the Web of Data (NLIWoD) co-located with the 19th European Semantic Web Conference, Hersionissos, Greece*, volume 3196, pages 25–31.
- Tom Brown, Benjamin Mann, Nick Ryder, Melanie Subbiah, Jared D Kaplan, Prafulla Dhariwal, Arvind Neelakantan, Pranav Shyam, Girish Sastry, Amanda Askell, et al. 2020. Language models are few-shot learners. *Advances in neural information processing systems*, 33:1877–1901.
- Gillick Dan, Lazic Nevena, Ganchev Kuzman, Kirchner Jesse, and Huynh David. 2014. Context-dependent fine-grained entity type tagging. *arXiv preprint arXiv:1412.1820*.
- Rajarshi Das, Manzil Zaheer, Dung Thai, Ameya Godbole, Ethan Perez, Jay-Yoon Lee, Lizhen Tan, Lazaros Polymenakos, and Andrew McCallum. 2021. Case-based reasoning for natural language queries over knowledge bases. *arXiv preprint arXiv:2104.08762*.
- Yu Gu, Xiang Deng, and Yu Su. 2022. Don’t generate, discriminate: A proposal for grounding language models to real-world environments. *arXiv preprint arXiv:2212.09736*.
- Yu Gu, Sue Kase, Michelle Vanni, Brian Sadler, Percy Liang, Xifeng Yan, and Yu Su. 2021. Beyond iid: three levels of generalization for question answering on knowledge bases. In *Proceedings of the Web Conference 2021*, pages 3477–3488.
- Xinyan Guan, Yanjiang Liu, Hongyu Lin, Yaojie Lu, Ben He, Xianpei Han, and Le Sun. 2024. Mitigating large language model hallucinations via autonomous knowledge graph-based retrofitting. In *Proceedings of the AAAI Conference on Artificial Intelligence*, volume 38, pages 18126–18134.
- Tiezheng Guo, Qingwen Yang, Chen Wang, Yanyi Liu, Pan Li, Jiawei Tang, Dapeng Li, and Yingyou Wen. 2023. Knowledgenavigator: Leveraging large language models for enhanced reasoning over knowledge graph. *arXiv preprint arXiv:2312.15880*.
- Gaole He, Yunshi Lan, Jing Jiang, Wayne Xin Zhao, and Ji-Rong Wen. 2021. Improving multi-hop knowledge base question answering by learning intermediate supervision signals. In *Proceedings of the 14th ACM international conference on web search and data mining*, pages 553–561.
- Gautier Izacard, Patrick Lewis, Maria Lomeli, Lucas Hosseini, Fabio Petroni, Timo Schick, Jane Dwivedi-Yu, Armand Joulin, Sebastian Riedel, and Edouard Grave. 2023. Atlas: Few-shot learning with retrieval augmented language models. *Journal of Machine Learning Research*, 24(251):1–43.
- Jinhao Jiang, Kun Zhou, Zican Dong, Keming Ye, Wayne Xin Zhao, and Ji-Rong Wen. 2023. Structgpt: A general framework for large language model to reason over structured data. In *Proceedings of the 2023 Conference on Empirical Methods in Natural Language Processing*, pages 9237–9251.
- Takeshi Kojima, Shixiang Shane Gu, Machel Reid, Yutaka Matsuo, and Yusuke Iwasawa. 2022. Large language models are zero-shot reasoners. *Advances in neural information processing systems*, 35:22199–22213.

- Tianle Li, Xueguang Ma, Alex Zhuang, Yu Gu, Yu Su, and Wenhui Chen. 2023a. Few-shot in-context learning for knowledge base question answering. *arXiv preprint arXiv:2305.01750*.
- Xingxuan Li, Ruochen Zhao, Yew Ken Chia, Bosheng Ding, Lidong Bing, Shafiq Joty, and Soujanya Poria. 2023b. Chain of knowledge: A framework for grounding large language models with structured knowledge bases. *arXiv preprint arXiv:2305.13269*.
- Stephanie Lin, Jacob Hilton, and Owain Evans. 2021. Truthfulqa: Measuring how models mimic human falsehoods. *arXiv preprint arXiv:2109.07958*.
- Yinhan Liu, Myle Ott, Naman Goyal, Jingfei Du, Mandar Joshi, Danqi Chen, Omer Levy, Mike Lewis, Luke Zettlemoyer, and Veselin Stoyanov. 2019. Roberta: A robustly optimized bert pretraining approach. *arXiv preprint arXiv:1907.11692*.
- Linhao Luo, Yuan-Fang Li, Gholamreza Haffari, and Shirui Pan. 2023. Reasoning on graphs: Faithful and interpretable large language model reasoning. *arXiv preprint arXiv:2310.01061*.
- Qing Lyu, Shreya Havaldar, Adam Stein, Li Zhang, Delip Rao, Eric Wong, Marianna Apidianaki, and Chris Callison-Burch. 2023. Faithful chain-of-thought reasoning. *arXiv preprint arXiv:2301.13379*.
- Long Ouyang, Jeffrey Wu, Xu Jiang, Diogo Almeida, Carroll Wainwright, Pamela Mishkin, Chong Zhang, Sandhini Agarwal, Katarina Slama, Alex Ray, et al. 2022. Training language models to follow instructions with human feedback. *Advances in neural information processing systems*, 35:27730–27744.
- Jeff Z Pan, Simon Razniewski, Jan-Christoph Kalo, Sneha Singhania, Jiaoyan Chen, Stefan Dietze, Hajira Jabeen, Janna Omeljanenko, Wen Zhang, Matteo Lissandrini, et al. 2023a. Large language models and knowledge graphs: Opportunities and challenges. *arXiv preprint arXiv:2308.06374*.
- Liangming Pan, Alon Albalak, Xinyi Wang, and William Yang Wang. 2023b. Logic-lm: Empowering large language models with symbolic solvers for faithful logical reasoning. *arXiv preprint arXiv:2305.12295*.
- Shirui Pan, Linhao Luo, Yufei Wang, Chen Chen, Jipu Wang, and Xindong Wu. 2024a. Unifying large language models and knowledge graphs: A roadmap. *IEEE Transactions on Knowledge and Data Engineering*.
- Shirui Pan, Linhao Luo, Yufei Wang, Chen Chen, Jipu Wang, and Xindong Wu. 2024b. [Unifying large language models and knowledge graphs: A roadmap](#). *IEEE Transactions on Knowledge and Data Engineering*, pages 1–20.
- Aleksandr Perevalov, Dennis Diefenbach, Ricardo Usbeck, and Andreas Both. 2022. Qald-9-plus: A multilingual dataset for question answering over dbpedia and wikidata translated by native speakers. In *2022 IEEE 16th International Conference on Semantic Computing (ICSC)*, pages 229–234. IEEE.
- Fabio Petroni, Aleksandra Piktus, Angela Fan, Patrick Lewis, Majid Yazdani, Nicola De Cao, James Thorne, Yacine Jernite, Vladimir Karpukhin, Jean Mailard, et al. 2020. Kilt: a benchmark for knowledge intensive language tasks. *arXiv preprint arXiv:2009.02252*.
- Alec Radford, Jeffrey Wu, Rewon Child, David Luan, Dario Amodei, Ilya Sutskever, et al. 2019. Language models are unsupervised multitask learners. *OpenAI blog*, 1(8):9.
- Kurt Shuster, Jing Xu, Mojtaba Komeili, Da Ju, Eric Michael Smith, Stephen Roller, Megan Ung, Moya Chen, Kushal Arora, Joshua Lane, et al. 2022. Blenderbot 3: a deployed conversational agent that continually learns to responsibly engage. *arXiv preprint arXiv:2208.03188*.
- Jiashuo Sun, Chengjin Xu, Luminyuan Tang, Saizhuo Wang, Chen Lin, Yeyun Gong, Heung-Yeung Shum, and Jian Guo. 2023. Think-on-graph: Deep and responsible reasoning of large language model with knowledge graph. *arXiv preprint arXiv:2307.07697*.
- Yueqing Sun, Qi Shi, Le Qi, and Yu Zhang. 2021. Jointlk: Joint reasoning with language models and knowledge graphs for commonsense question answering. *arXiv preprint arXiv:2112.02732*.
- Mirac Suzgun, Nathan Scales, Nathanael Schärli, Sebastian Gehrmann, Yi Tay, Hyung Won Chung, Aakanksha Chowdhery, Quoc V Le, Ed H Chi, Denny Zhou, et al. 2022. Challenging big-bench tasks and whether chain-of-thought can solve them. *arXiv preprint arXiv:2210.09261*.
- Alon Talmor and Jonathan Berant. 2018. The web as a knowledge-base for answering complex questions. *arXiv preprint arXiv:1803.06643*.
- Dehao Tao, Feng Huang, Yongfeng Huang, and Minghu Jiang. 2024. Clue-guided path exploration: An efficient knowledge base question-answering framework with low computational resource consumption. *arXiv preprint arXiv:2401.13444*.
- Hugo Touvron, Thibaut Lavril, Gautier Izacard, Xavier Martinet, Marie-Anne Lachaux, Timothée Lacroix, Baptiste Rozière, Naman Goyal, Eric Hambro, Faisal Azhar, et al. 2023. Llama: Open and efficient foundation language models. *arXiv preprint arXiv:2302.13971*.
- Miles Turpin, Julian Michael, Ethan Perez, and Samuel Bowman. 2024. Language models don’t always say what they think: unfaithful explanations in chain-of-thought prompting. *Advances in Neural Information Processing Systems*, 36.
- Raja Vavekanand and Kira Sam. 2024. Llama 3.1: An in-depth analysis of the next-generation large language model.

- Keheng Wang, Feiyu Duan, Sirui Wang, Peiguang Li, Yunsen Xian, Chuantao Yin, Wenge Rong, and Zhang Xiong. 2023. Knowledge-driven cot: Exploring faithful reasoning in llms for knowledge-intensive question answering. *arXiv preprint arXiv:2308.13259*.
- Xuezhi Wang, Jason Wei, Dale Schuurmans, Quoc Le, Ed Chi, Sharan Narang, Aakanksha Chowdhery, and Denny Zhou. 2022. Self-consistency improves chain of thought reasoning in language models. *arXiv preprint arXiv:2203.11171*.
- Jason Wei, Xuezhi Wang, Dale Schuurmans, Maarten Bosma, Fei Xia, Ed Chi, Quoc V Le, Denny Zhou, et al. 2022. Chain-of-thought prompting elicits reasoning in large language models. *Advances in neural information processing systems*, 35:24824–24837.
- Linyao Yang, Hongyang Chen, Zhao Li, Xiao Ding, and Xindong Wu. 2024. Give us the facts: Enhancing large language models with knowledge graphs for fact-aware language modeling. *IEEE Transactions on Knowledge and Data Engineering*, pages 1–20.
- Shunyu Yao, Dian Yu, Jeffrey Zhao, Izhak Shafran, Tom Griffiths, Yuan Cao, and Karthik Narasimhan. 2024. Tree of thoughts: Deliberate problem solving with large language models. *Advances in Neural Information Processing Systems*, 36.
- Michihiro Yasunaga, Hongyu Ren, Antoine Bosselut, Percy Liang, and Jure Leskovec. 2021. Qa-gnn: Reasoning with language models and knowledge graphs for question answering. *arXiv preprint arXiv:2104.06378*.
- Wen-tau Yih, Matthew Richardson, Christopher Meek, Ming-Wei Chang, and Jina Suh. 2016. The value of semantic parse labeling for knowledge base question answering. In *Proceedings of the 54th Annual Meeting of the Association for Computational Linguistics (Volume 2: Short Papers)*, pages 201–206.
- Donghan Yu, Sheng Zhang, Patrick Ng, Henghui Zhu, Alexander Hanbo Li, Jun Wang, Yiqun Hu, William Wang, Zhiguo Wang, and Bing Xiang. 2022. Decaf: Joint decoding of answers and logical forms for question answering over knowledge bases. *arXiv preprint arXiv:2210.00063*.
- Xikun Zhang, Antoine Bosselut, Michihiro Yasunaga, Hongyu Ren, Percy Liang, Christopher D Manning, and Jure Leskovec. 2022a. Greaselm: Graph reasoning enhanced language models for question answering. *arXiv preprint arXiv:2201.08860*.
- Zhuosheng Zhang, Aston Zhang, Mu Li, and Alex Smola. 2022b. Automatic chain of thought prompting in large language models. *arXiv preprint arXiv:2210.03493*.
- Ruo Chen Zhao, Xingxuan Li, Shafiq Joty, Chengwei Qin, and Lidong Bing. 2023. Verify-and-edit: A knowledge-enhanced chain-of-thought framework. *arXiv preprint arXiv:2305.03268*.
- Zirui Zhao, Wee Sun Lee, and David Hsu. 2024. Large language models as commonsense knowledge for large-scale task planning. *Advances in Neural Information Processing Systems*, 36.

A Alternative Pruning Strategy: Clustering-Based Approach

In addition to the classification-based semantic pruning employed in EffiQA, we investigated an alternative pruning strategy utilizing clustering as a tool model. This approach aimed to group semantically similar entities within the knowledge graph to streamline the exploration process. Specifically, we leveraged a BERT-based model to generate embeddings for each entity and applied K-Means clustering to partition these embeddings into distinct clusters. The hypothesis was that clustering could effectively reduce the search space by allowing the system to focus on the most relevant clusters based on the query context.

However, empirical evaluations on the WebQSP dataset revealed significant limitations of the clustering-based approach. The clustering model achieved an accuracy of approximately 20%, which is substantially lower than the classification-based method integrated into EffiQA. This low accuracy can be attributed to several factors:

- **Model Precision:** The BERT-based clustering model struggled to accurately group entities with nuanced semantic relationships, leading to high levels of intra-cluster heterogeneity.
- **Noise Sensitivity:** Clustering algorithms are inherently sensitive to noise and outliers, which are prevalent in large-scale knowledge graphs. This sensitivity resulted in the formation of clusters that contained a significant number of irrelevant entities.
- **Recall Rate:** The recall rate for the clustering-based approach was notably low, meaning that many relevant entities were inadvertently pruned during the clustering process. This shortfall undermined the effectiveness of the pruning strategy, as essential information required to answer complex queries was often excluded.

Furthermore, the presence of substantial noise and the inability to reliably distinguish between closely related entities significantly hindered the clustering model's performance. As a result, the clustering-based pruning strategy did not achieve the desired balance between efficiency and accuracy, making it an unsuitable alternative to the classification-based approach within the EffiQA framework.

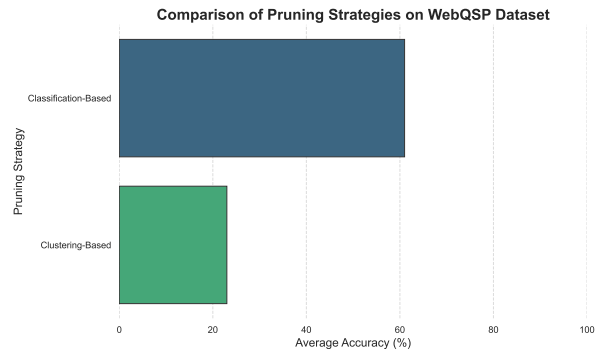


Figure 6: Comparison of Classification and Clustering Accuracy on the WebQSP Dataset

To provide a visual comparison of the performance disparity between clustering and classification-based pruning, Figure 6 illustrates the accuracy differences observed on the WebQSP dataset.

B Case Study: Effective and Erroneous Query Processing

B.1 Accurate Inference from a Structured Query

B.1.1 Query Example

"Where did the 'Country Nation World Tour' concert artist go to college?"

B.1.2 Analysis

Global Planning

In this example, the Language Model (LLM) successfully identifies the primary entity: the artist associated with the 'Country Nation World Tour.' The model effectively decomposes the query into manageable components by first recognizing the main subject (the artist) and then focusing on a specific aspect of interest (their educational background).

Search Execution

With a clear global plan, the system initiates a targeted search within the knowledge graph. By concentrating on the identified artist, the LLM navigates the relevant nodes and edges efficiently to retrieve the associated college information.

Answer Aggregation

After gathering potential results, the system cross-verifies the information to ensure its consistency and relevance. This verification step confirms the accuracy of the retrieved college information, leading to a validated and coherent final answer.

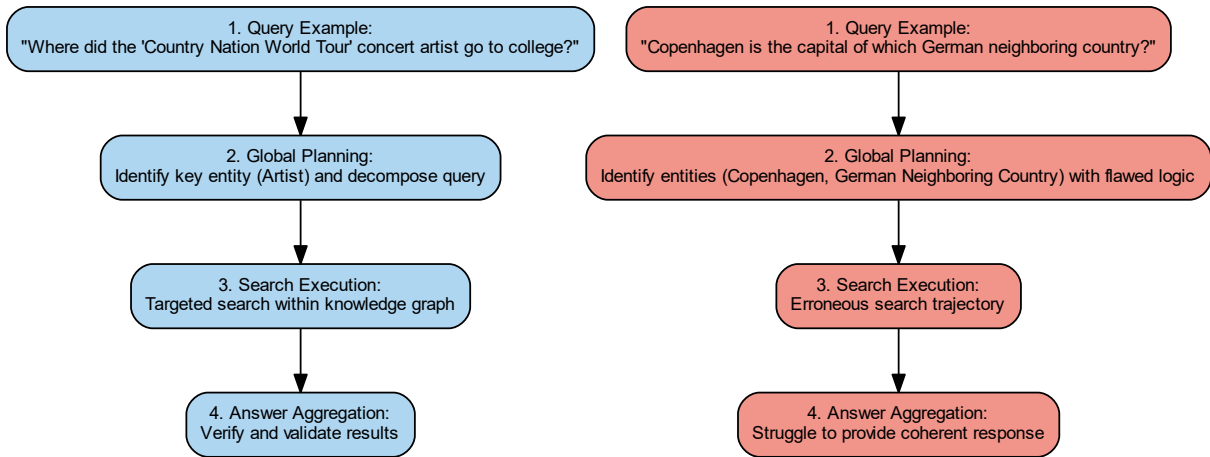


Figure 7: Correct and incorrect example reasoning flow.

B.2 Error Analysis: Incorrect Query Framing

B.2.1 Query Example

"Copenhagen is the capital of which German neighboring country?"

B.2.2 Analysis

Global Planning

In this case, the LLM identifies 'Copenhagen' and 'German neighboring country' as key entities. However, the logical connection within the query is flawed because Copenhagen is the capital of Denmark, not a German neighboring country. This misassociation leads to an incorrect understanding of the query's intent.

Search Execution

Following the flawed global plan, the LLM attempts to search for a German neighboring country associated with Copenhagen. This results in an erroneous search trajectory, as no such country exists, leading the system to retrieve invalid or irrelevant information.

Answer Aggregation

Due to the incorrect premise, the system struggles to aggregate a meaningful response. The lack of relevant results from the knowledge graph forces the system to produce an unconvincing or inaccurate answer, highlighting the limitation in handling logically flawed queries.

B.2.3 Discussion

These case studies highlight the importance of structured query processing in achieving accurate inference. In the first example, the system's ability to break down the query into actionable components led to successful information retrieval and

accurate answer aggregation. Conversely, the second example exposes a significant limitation: while LLMs excel at identifying entities and executing searches, they can falter when confronted with queries that contain inherent logical errors or incorrect assumptions.

To mitigate such issues, enhancing the logical reasoning capabilities of LLMs is essential. Incorporating real-time error detection and query reformulation mechanisms could enable the system to identify and rectify flawed queries before executing searches. Future research may focus on integrating more advanced reasoning algorithms that can detect logical inconsistencies and guide the system in reformulating queries to improve overall robustness and accuracy.