

Robust Fair Clustering with Group Membership Uncertainty Sets

Sharmila Duppala¹, Juan Luque¹, John P. Dickerson^{1,2}, and Seyed A. Esmaili³

¹University of Maryland, College Park

²Arthur

³University of Chicago

Abstract

We study the canonical fair clustering problem where each cluster is constrained to have close to population-level representation of each group. Despite significant attention, the salient issue of having incomplete knowledge about the group membership of each point has been superficially addressed. In this paper, we consider a setting where errors exist in the assigned group memberships. We introduce a simple and interpretable family of error models that require a small number of parameters to be given by the decision maker. We then present an algorithm for fair clustering with provable *robustness* guarantees. Our framework enables the decision maker to trade off between the robustness and the clustering quality. Unlike previous work, our algorithms are backed by worst-case theoretical guarantees. Finally, we empirically verify the performance of our algorithm on real world datasets and show its superior performance over existing baselines.

1 Introduction

Machine learning and algorithmic-based decision-making systems have seen a remarkable proliferation in the last few decades. These systems are used in financial crime detection [29, 26], loan approval [32, 2], automated hiring systems [28, 35], and recidivism prediction [34, 18]. The clear effect of these applications on the welfare of individuals and groups coupled with recorded instances of algorithmic bias and harm [12, 31] has made fairness—in its many forms under different interpretations, with its many definitions—a prominent consideration in algorithm design.

Thus, it is unsurprising that fair *unsupervised learning* has received great interest in the AI/ML, statistics, operations research, and optimization communities—including *fair clustering*. Clustering is a central problem in AI/ML and operations research¹ and arguably the most fundamental problem in unsupervised learning writ large. The literature in fairness in clustering has produced a significant number of publications spanning a wide range of fairness notions [see, e.g., 5 for an overview]. However, the most prominent of the fairness notions that were introduced is the *group fairness* notion due to Chierichetti et al. [11], Bercea et al. [9], and Bera et al. [8]. Since our paper is concerned with this notion in particular, for ease of exposition we will simply refer to it as fair clustering. In fair clustering, each point belongs to a demographic group and therefore each demographic group

¹In the operations research community, many popular variants of clustering are referred to as the *facility location problem*. That community is often concerned with, e.g., physical or business-constraint-based limitations placed on clustering, so has developed with a different focus than the AI/ML community, which often focuses on clustering high-dimensional embeddings, exploratory data analysis, and visualization; yet, we note that the problem definitions and mathematical formulations are similar.

has some percentage representation in the entire dataset.² Like in agnostic (ordinary or “unfair”) clustering the dataset is partitioned into a collection of clusters. However, unlike agnostic clustering each cluster must have a proportional representation of each group that is close to the representation in the entire dataset. For example, if the dataset consists of groups A and B at 30% and 70% representation, respectively. Then each cluster in the fair clustering should have a $(30 \pm \epsilon)\%$ and $(70 \pm \epsilon)\%$ representation of groups A and B , respectively.

One can see a significant advantage behind group fairness. Each cluster has close to dataset-level representation³ of each group, so any outcome associated with any cluster will affect all groups proportionally, satisfying the disparate impact doctrine [17], as discussed by Chierichetti et al. [11]. Despite the attractive properties of group fairness, it requires complete knowledge of each point’s membership in a group. In practice—say, in an advertising setting where membership is estimated via machine learning model, or in a lending scenario where membership may be illegal to estimate at train time—knowledge of group membership may range from noisy, to adversarially corrupted, to completely unknown. This salient problem has received significant attention in fair *classification* [see, e.g., 3, 4, 37, 21, 22, 27]. However, this important consideration has not received significant attention in fair *clustering* with the exception of the theoretical work of Esmaili et al. [15] that introduced uncertain group membership and the empirical work of Chhabra et al. [10], who provide a data-driven approach to defending against adversarial attacks on fair clustering systems.

Our paper addresses the practical modeling shortcomings of Esmaili et al. [15] and the theoretical shortcomings of Chhabra et al. [10]. To start, Esmaili et al. [15]’s work has significant shortcomings. First, their model makes the strong assumption of having probabilistic information about the group membership of each point in the dataset and the weak guarantee of having proportional representation of each group in every cluster but only in expectation.⁴ It is not difficult to construct examples where the proportional representation of the groups (fairness) can be easily guaranteed in expectation but can be largely unbalanced (unfair) if the colors are realized according to the given probabilistic values. Therefore, the guarantees due to Esmaili et al. [15] are largely unsatisfying from a practical point of view. To follow, Chhabra et al. [10] looks into *black-box adversarial attacks* on fair clustering, where their defense involves strategically fuzzing a point’s group membership to prevent manipulation. While a promising complementary direction of research, they present a hardening approach that is purely ML-based and lacks theoretical guarantees in stark contrast to the larger fair clustering literature that emphasizes theoretical guarantees. The defense algorithm from [10] uses a Consensus Clustering method via k -means (Lloyd’s algorithm) combined with fair constraints to achieve robustness against their proposed attack. Their algorithm trains a neural network using a loss function based on pair-wise similarity information obtained by running Consensus k -means clustering, which is different from our k -center objective. Moreover, their *fair clustering loss* fails to include the fractional proportional bounds present in our fair clustering instances. Therefore, their algorithm is inapplicable to our problem.

Outline and Contributions: In this paper, we revisit the problem of fair clustering with incomplete knowledge of group memberships. In Section 2 we briefly go over the fair clustering literature with emphasis on the work that tackles the issue of incomplete/noisy group membership case. Then in Section 3, we formally describe the basic clustering setting along with our symbols and notation. In Section 4, we present our new error model. Unlike the work of Esmaili et al. [15], our model requires a small number of parameters as input instead of full probabilistic information for each point. In fact, it can as a special case be given only one number that represents the bound on the maximum number of incorrectly assigned group memberships in the dataset. Based on the framework of robust optimization, we then define the *robust fair clustering* problem under k -center objective. Our formulation introduces a tolerance parameter which the decision maker can tune to trade off

²As a simple example, the demographic groups could be based on income. Therefore, each point would belong to an income bracket and each income bracket would have some percentage representation (e.g., 20% belong to group “ \leq USD\$30k,” 10% belong to group “ \geq USD\$250k,” and so on) of the dataset.

³And, ideally, *population-level* representation—yet this may not hold in common machine learning applications, where proportionally sampling an underlying population to form a training dataset requires deep nuance. For a discussion of biased sampling and its implications in fair machine learning, we direct the reader to Barocas et al. [7 Chapters 4 & 6].

⁴Since each point has some probability of belonging to each specific group, one can calculate the expected number of points belonging to a specific group in a clustering by simply adding the points’ probabilities in that cluster.

the robustness of the solution (the proportional representation of the groups) and the value of the objective (the clustering quality). In Section, 5 we present algorithms for with theoretical guarantees to solve robust fair k -center problem. Our algorithms require making careful observations about the structure of a robust fair solution and represent a novel addition to the existing fair clustering algorithms. Finally, in Section 6 we validate the performance of our algorithm on real world datasets and show that it has superior performance in comparison to the existing methods.

2 Additional Related Work

Fairness in clustering has been significantly investigated by the research community in recent years. Various notions of fairness have been introduced and it is not easy to give an overview of the full literature [see 5 for more details]. Therefore, we focus on the work most relevant to this paper. The most prominent notion is the group fairness notion which constrains the solution to have proportional group representation in each cluster [e.g., 11, 9, 8, 13, 36, 38 and others] which we consider in this paper. Under the assumption that the group memberships are perfectly known, this notion is well-investigated. For example, Backurs et al. [6] gives faster scalable algorithms for this problem to handle large datasets. Bera et al. [8] have considered a variant of this problem when each point is allowed to belong to more than one group simultaneously. Further, variants of this notion in non-centroid based clustering have also been considered. Ahmadian et al. [1] address the same fairness notion in correlation clustering whereas Kleindessner et al. [23] address it in spectral clustering, while Knittel et al. [25, 24] address it in hierarchical clustering.

The problem of incomplete and imperfect knowledge of group memberships has received significant attention in fair classification. Awasthi et al. [3] study the effects on the equalized odds notion of Hardt et al. [20] when the group memberships are perturbed. Awasthi et al. [4] study the effects of using a classifier to predict the group membership of a point on the bias of downstream ML tasks. Kallus et al. [22] study a similar problem but focusing mainly on assessing the disparate impact in various applications when the group memberships are not unavailable and have to be predicted instead. Robust optimization methods were used to obtain fair classifiers under the setting of noisy group memberships by Wang et al. [e.g., 37] and unavailable group memberships by Hashimoto et al. [e.g., 21]. While our problem falls under the robust optimization framework, our techniques are very different.

In terms of the fair clustering problem: we build on the work of Esmaeili et al. [15] which considers the fair clustering problem when having incomplete group membership information. Unlike us, they make the strong assumption of knowing the probability with which each point belongs to each group and give a weak guarantee of satisfying the fairness constraints in expectation. Bluntly, their algorithms have no fairness guarantee over the instance where the group memberships are realized according to the probabilistic values given (see Appendix D where we show that while [15] guarantees fairness in expectation it may have vacuous guarantees over any realized instance). While the work of Chhabra et al. [10] is focused on adversarial attacks on fair clustering they share similarities to our work. Specifically, they achieve robust fair solutions by considering an adversary that is able to perturb the group memberships of a limited and pre-selected (fixed) set of points. While it is reasonable to assume that the memberships of only a limited set of points will be perturbed, it is not trivial to pinpoint those exact set of points. Our model resolves this by needing only an upper bound on the size of this set but not requiring any knowledge of it. In fact, we consider perturbations (what we call errors) that are more general than theirs, e.g., not only upper bounding the total number of points that can be mislabeled but also upper bounding the total number of points mislabeled from one group to another. Their algorithm is based on the Consensus Clustering method to obtain pairwise similarity information by running a k -means algorithm while we are solving a k -center problem. Their algorithm provide no theoretical or empirical guarantees on the distance-based clustering cost. Finally, their fairness loss does not model the fairness constraints based on proportional lower and upper bounds or any other parameters provided by the stakeholder. More importantly, their robust algorithms have no theoretical guarantees on ex-post fairness violations, whereas ours do.

3 Background and Notation

Let \mathcal{P} be a set of n points in a metric space with distance function $d : \mathcal{P} \times \mathcal{P} \rightarrow \mathbb{R}_{\geq 0}$. We define the distance between a point $v \in \mathcal{P}$ to a set $\mathcal{P}' \subseteq \mathcal{P}$ as $d(v, \mathcal{P}') := \min_{j \in \mathcal{P}'} d(v, j)$. Given a

k -center clustering problem, the objective is to (i) select a set of centers S of at most k points, and (ii) find an assignment $\phi : \mathcal{P} \rightarrow S$ from the points in \mathcal{P} to the centers in S , such that the cost function $\text{cost}(S, \phi) := \max_{j \in \mathcal{P}} d(j, \phi(j))$ is minimized. We note that for an ordinary (unconstrained) k -center problem ϕ will assign each point $j \in \mathcal{P}$ to its closest center in S , i.e., $\phi(j) = \arg \min_{i \in S} d(i, S)$. However, in more general settings where a constraint is imposed ϕ may assign points to centers that are further away. Note that fair clustering and our new notion of robust fair clustering impose constraints on the clustering problem and therefore the assignment function ϕ is not-trivial.

We index the set of ℓ many demographic groups that exist in the dataset by $\mathcal{H} = \{1, 2, \dots, \ell\}$. Following the fair clustering literature we associate a specific color with each group [11, 9, 8]. Therefore, we use the words group and color interchangeably. Further, let \mathcal{P}_h denote the subset of points of color h in the dataset \mathcal{P} . Additionally, let A denote the $n \times \ell$ membership matrix where each row $A_j \in \{0, 1\}^\ell$ is a fixed one-hot encoded vector indicating the group membership of point $j \in \mathcal{P}$; i.e., $A_{j,h}$ is set to 1 if point j belongs to group h and is set to zero otherwise. Since each point belongs to exactly one group in our setting it follows that $\|A_j\|_1 = 1, \forall j \in \mathcal{P}$. Let $\mathcal{A} \subseteq \{0, 1\}^{n \times \ell}$ denote the set of all possible membership matrices. Further, given a solution (set of centers S and assignment ϕ) C_i denotes the set of points in cluster i , i.e., the set of points assigned to center $i \in S$ and $C_{i,h}$ denotes the subset of points in that cluster belonging to group h . Formally, $C_i := \{j : \phi(j) = i\}$ and $C_{i,h} := C_i \cap \mathcal{P}_h$.

The FAIRCLUSTERING problem [e.g., 11, 9, 8, 15] adds the following fairness constraint to the k -center objective, formally the optimization problem is:

$$\min_{S: |S| \leq k, \phi} \max_{j \in \mathcal{P}} d(j, \phi(j)) \quad (1a)$$

$$l_h |C_i| \leq |C_{i,h}| \leq u_h |C_i| \quad \forall i \in S, h \in \mathcal{H} \quad (1b)$$

where l_h and u_h are fractional proportion bounds that satisfy $0 \leq l_h \leq r_h \leq u_h \leq 1$ with r_h being the ratio (proportion) of group h in the entire set of points, i.e. $r_h = \frac{n_h}{|\mathcal{P}|}$ and $n_h := |\mathcal{P}_h|$.

In this paper, we will generalize the FAIRCLUSTERING problem for the k -center objective by incorporating errors (noise) in the group memberships. Specifically, we introduce three error models giving high flexibility to the stakeholder based on the information available to them. One model is general, encompassing the other two as special cases. Finally, we present a 3-approximation algorithm to our novel robust fair clustering notion. This algorithm ensures that the final clustering violates fairness constraints by only a small fraction, even in the presence of noisy group memberships.

4 Error Models and Problem Formulation

We introduce three families of error (noise) models and show that the first two models are special cases of the generalized third model. For ease of representation we start with the simplest model, *bounded aggregate error* (BAE), which only requires specifying a single noise parameter: the maximum number of points with incorrect memberships. While more elaborate models can potentially lead to solutions that exhibit lower degradation in the clustering cost, specifying only a single parameter eases the cognitive burden on a non-expert decision-maker. We then introduce the *bounded pairwise error* (BPE) model which is more effective when the decision-maker has fine-grained information about the errors in the group memberships. Specifically, there may be pairwise relationships known to a domain expert between groups $g, h \in \mathcal{H}$, e.g., regarding the maximum number of points erroneously given membership g when in fact they belong to h . We refer to this as *error flow* from group g to h . Interestingly, we show that the BAE model is not actually a special case of the BPE model. Finally, we show that both models are special cases of the *bounded aggregate and pairwise error* (BAPE) model, which combines parameters of both models: a bound on the total (aggregate) number of errors and the pairwise error between the groups. We formalize the relationships between these error models in Lemma 4.1.

Our models require the specification of a small number of parameters. In the case of the BAPE model which has the largest number of parameters, at most $1 + \ell(\ell - 1)$ many parameters have to be specified where ℓ is the total number of groups.⁵ Further, the BAE model only requires specifying a

⁵Note that in many practical applications the number of groups can be very limited and in many well-motivated settings it can be as small as 2 leading to at most 3 parameters.

single number. Moreover, the number of parameters that must be specified in all models does not grow as the size of the dataset (number of points) grows. This is a clear and significant advantage over the model of Esmaeili et al. [15] which requires estimating the probabilistic membership information for each point which is a total of ℓn many parameters. Furthermore, similar to Chhabra et al. [10] the BAE model imposes an upper bound on the number of points with incorrect group memberships. However, it has a clear advantage in that it does not need this set of points to be specified unlike Chhabra et al. [10]. Furthermore, the BPE and BAPE models give significant generalization and flexibility that is absent in Chhabra et al. [10].

Notation. Prior to delving into the models, we introduce the parameters, and error quantities that are useful in describing our error models. All three error models are based on two error parameters namely, aggregate error m , and pairwise error M . Here m denotes the maximum number of points with incorrect group memberships. The second parameter M refers to an $\ell \times \ell$ pairwise error matrix which defines the error flow between any two groups $g, h \in [\ell]$. An entry $M_{g,h}$ in row g and column h refers to the maximum error that can flow from g to h . Without loss of generality $M_{g,h}$ is at most n_g where n_g is the number points from group g in the set \mathcal{P} . Finally we make following assumptions on error models to avoid vacuous bounds: the error flowing out of group g i.e., $\sum_h M_{g,h} < n_g$.

Under a given model and a set of parameters, we define $m_{g \rightarrow h}$ as the maximum possible error flow from group g to h which is the maximum number of points from group h that were falsely labeled as belonging to group g . Without loss of generality we can assume that $m_{h \rightarrow h} = 0$ for any $h \in \mathcal{H}$. We note that $m_{g \rightarrow h}$ can change based on the model but $M_{g,h}$ corresponds to the input parameter. The parameter M imposes an upper bound restriction on the pairwise error flow from group g to h . And in absence of such parameter, a natural restriction of m is set by the *aggregate error* parameter. We fix the values of $m_{g \rightarrow h}$ for any pair of groups based on the error model and the parameters at hand.

Similarly, we also define the maximum error *inflow* and *outflow* for any group. Let $m_{h \rightarrow}$, and $m_{\rightarrow h}$ represents *positive error* and *negative error* in any group. Here the positive and negative error in a group h corresponds to the maximum inflow error and maximum outflow error respectively. Moreover $m_{\rightarrow h}$, and $m_{h \rightarrow}$ cannot exceed $\sum_{g \neq h} n_g$ and n_h respectively. The parameters M and m impose further restriction on the quantities $m_{\rightarrow h}$, and $m_{h \rightarrow}$. These error quantities are crucial in determining the fairness violations for any group in a given clustering. Finally, we let m_{in} and m_{out} denote the *total positive error* ($\sum_h m_{h \rightarrow}$) and *total negative error* ($\sum_h m_{\rightarrow h}$) across all the groups. The *aggregate error*, denoted as m^* is defined as the maximum possible error across all points, given by $m^* = \min\{m_{\text{in}}, n\}$.⁶ We note that m^* imposes an upper bound on the error quantities m_{in} , and m_{out} .

Bounded Aggregate Error model (BAE). In this model we are only given a single parameter, the *aggregate error* m which denotes the maximum permissible incorrect group memberships across all points. There is no information provided regarding the maximum error flow between any two groups. The main drawback in this model is that it allows the possibility of all m inaccurate memberships occurring within a single group h , which may be too pessimistic, i.e., $m_{g \rightarrow h} := m$. In this model, there implicit restriction on the inflow and outflow errors $m_{\rightarrow h}$, and $m_{h \rightarrow}$ imposed by the aggregate error m i.e., $m_{\rightarrow h} := m$ and $m_{h \rightarrow} := m$. Finally, the aggregate error is already given as an input parameter, i.e., $m^* := m$.

Bounded Pairwise Error model (BPE). In this model, we are given the *pairwise error matrix* M defined as above, therefore, we have $m_{g \rightarrow h} := M_{g,h}$. Since there is no explicit restriction on inflow and outflow of any group h , we have $m_{\rightarrow h} := \sum_g m_{g \rightarrow h}$ and $m_{h \rightarrow} := \sum_g m_{h \rightarrow g}$. A key difference from the *bounded aggregate error* model is that we can capture more intricate details within groups, eliminating the need to assume an overly pessimistic pairwise error flow for any pair of groups. However, it is important to highlight that this model places no restriction on the *aggregate error* m^* —the total number of noisy labels across all the points i.e., $m^* := m_{\text{in}} = \sum_h m_{\rightarrow h}$.

This model can be further generalized by introducing an additional parameter m , representing the *aggregate error* allowed. This extension leads to a more general model called *Bounded Aggregate and Pairwise Error Model* (BAPE) defined as follows.

⁶This results from the straightforward observation that $m_{\rightarrow h}$ equals $m_{h \rightarrow}$.

Bounded Aggregate and Pairwise Error model (BAPE). The general model is characterized by both aggregate error m and pairwise error matrix M . This model more accurately depicts the error quantities using information from both the parameters. The error flow from group g to h is $m_{g \rightarrow h} := \min\{M_{g,h}, m\}$. The error inflow and outflow for any group $h \in [\ell]$ has an implicit restriction similar to the aggregate error i.e., $m_{\rightarrow h} := \min\{\sum_g m_{g \rightarrow h}, m\}$ and $m_{h \rightarrow} := \min\{\sum_h m_{h \rightarrow g}, m\}$. Finally, we have $m^* = m$.

We make two simple observations : (1) BAE model with only an aggregate error m is a special case of BAPE model where the pairwise matrix M can be defined as follows: $M_{g,h} := m$ for any $g, h \in \mathcal{H}$ and $g \neq h$. (2) BPE model with a single error parameter M is also a special case of BAPE model with the error parameters $m^* = \sum_{h \in [\ell]} \sum_{g \in [\ell]} \min\{M_{g,h}, n_g\}$ and M . However, BAE cannot be directly modeled as BPE, and vice versa. We formalize this as follows.

Lemma 4.1. *Both the error models BAE and BPE are special cases of BAPE while neither is a special case of the other.*

Example 4.1. *Consider a toy example containing two red and two blue points. Following figure shows all possible memberships, under BAE, BPE, and BAPE models with aggregate error $m = 2$ and pairwise error matrix M with $M_{r,b} = 1$, and $M_{b,r} = 2$.*

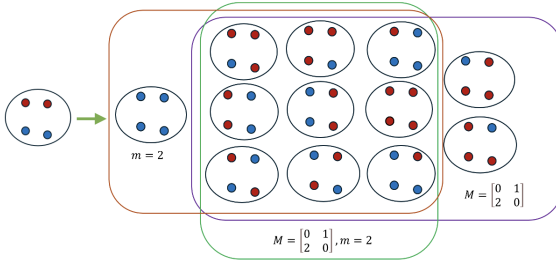


Figure 1: Feasible sets for BAE, BPE, and BAPE are highlighted in red, purple, and green respectively for Example 4.1.

Error Quantity	BAE	BPE	BAPE
$m_{red \rightarrow blue}, m_{blue \rightarrow red}$	2, 2	1, 2	1, 2
$m_{red \rightarrow}, m_{blue \rightarrow}$	2, 2	1, 2	1, 2
$m_{\rightarrow red}, m_{\rightarrow blue}$	2, 2	2, 1	2, 1
m^*	2	3	2

Table 1: The error quantities related to the maximum error flow between any two groups, as well as the inflow and outflow for each group.

4.1 Uncertainty Sets

The parameters of an error model imply a set of possibilities of group memberships for the underlying points. For instance, in the toy example in Figure 1, setting the error parameter $m = 2$ for the BAE model led to the identification of 10 potential group memberships. A solution is robustly fair if it remains fair across all potential group memberships within the uncertainty set. For any instance (\mathcal{P}, A) of FAIRCLUSTERING, where A represents the membership matrix, and parameters (m, M) are defined under the BAPE model. We denote an uncertainty set by $A(m, M)$ and give its formal definition below.

Definition 4.2 (Uncertainty Sets). *Consider a set of n points \mathcal{P} with group memberships defined by the $n \times \ell$ matrix A and (m, M) representing the parameters under the BAPE model. Any valid group membership matrix $\hat{A} \in A(m, M)$ must satisfy the following constraints: (i) the error flow from any group g to h is at most $m_{g \rightarrow h}$. (ii) the error flow into and out of group h is at most $m_{\rightarrow h}$, and $m_{h \rightarrow}$ respectively. (iii) the aggregate error across all points is at most m .*

Lemma 4.3 says that, for any parameters m , and M , the uncertainty set under BAPE model is fully contained in the corresponding uncertainty sets of BAE, and BPE models.

Lemma 4.3. *For any instance \mathcal{I} of FAIRCLUSTERING with error parameters m and M , let $A(m, M)$, $A(m^*, M)$, and $A(m, M')$ denote the uncertainty sets under the BAE, BPE, and BAPE models respectively. Then, both the uncertainty sets $A(m, M')$ and $A(m^*, M)$ are subsets of $A(m, M)$.*

Since the uncertainty set of BAPE model is a subset of the uncertainty sets of BAE, and BPE models, clustering under BAPE models leads to a lower clustering cost compared to BAE, and BPE. As seen in the robust optimization, the price of robustness is smaller in BAPE.

4.2 Problem formulation

Owing to Lemma 4.1, in the rest of the paper we focus on the the *bounded aggregate and pairwise error* (BAPE) model. Given an instance \mathcal{I} of FAIRCLUSTERING along with parameters (m, M) , we call a clustering of points *robust-fair* if it is fair for any feasible membership in the uncertainty set $A(m, M)$. For a tolerance parameter, T (we assume that $l_h - T > 0$ and $u_h + T < 1$), we generalize ROBUSTFAIRCLUSTERING as follows.

Definition 4.4 (T -ROBUSTFAIRCLUSTERING Problem). *Suppose that we are given a tolerance $T \in (0, 1)$, and an instance (\mathcal{P}, A, d) of FAIRCLUSTERING with error parameters (m, M) , then for any feasible membership \hat{A} in the uncertainty set $A(m, M)$, find the minimum cost clustering (S, ϕ) such that constraints (2) are satisfied.*

$$\forall i \in S, \forall h \in \mathcal{H} : (l_h - T)|C_i| \leq |\hat{C}_{i,h}| \leq (u_h + T)|C_i|. \quad (2)$$

where $\hat{C}_{i,h}$ is defined based on any feasible membership matrix $\hat{A} \in A(m, M)$.

Let an instance of the T -ROBUSTFAIRCLUSTERING be defined by (\mathcal{I}, m, M) where \mathcal{I} is an instance of FAIRCLUSTERING under BAPE model with parameters (m, M) . Then, the *maximum fairness violation* due to clustering induced by (S, ϕ) is the (i) the maximum fractional excess points belonging to group $h \in \mathcal{H}$ in cluster $i \in S$ or (ii) the maximum fractional shortage of points belonging to group $h \in \mathcal{H}$ in cluster $i \in S$ i.e.,

$$\Delta(S, M, m, \phi) = \max_{i \in S, h \in \mathcal{H}} \left\{ \frac{|C_{i,h}| + m_{\rightarrow h} - u_h|C_i|}{|C_i|}, \frac{l_h|C_i| - (|C_{i,h}| - m_{h \rightarrow})}{|C_i|} \right\} \quad (3)$$

where $C_{i,h}$ is defined based on the given membership matrix A . We make a simple observation.

Observation 4.1. *For any instance (\mathcal{I}, M, m) of T -ROBUSTFAIRCLUSTERING, if there exists a solution (S, ϕ) that is T -robust fair, then maximum fairness violation $\Delta(S, \phi, m, M)$ is at most T .*

We revisit the toy example Example 4.1 where $u_{\text{red}} = u_{\text{blue}} = l_{\text{red}} = l_{\text{blue}} = \frac{1}{2}$, and $T = 1/8$. We can verify that the maximum fairness violation Δ is at most $1/8$ by having a single cluster of size 4. A clustering (S, ϕ) is said to be T -robust fair if the maximum fairness violation for any group $h \in \mathcal{H}$ in any cluster $i \in S$ is at most T . Therefore, the clustering of points in the toy example with a single cluster is T -robust fair.

Relaxation of the Upper and Lower Proportions Bounds. We note that an upper and lower proportion bounds that would have a non-empty set of feasible solutions in ordinary fair clustering might lead to an infeasible T -ROBUSTFAIRCLUSTERING if the bounds are not relaxed by a sufficient margin. Specifically, let n_h be the number of points of color h , then we relax the upper bounds and lower bounds (see Observation 4.2) to allow for any $T > 0$ in the T -ROBUSTFAIRCLUSTERING problem.

Observation 4.2. *In any instance (\mathcal{I}, m, M) of the T -ROBUSTFAIRCLUSTERING problem, a feasible solution exists if and only if for every group $h \in \mathcal{H}$, $u_h \geq \frac{n_h + m_{\rightarrow h}}{n}$ and $l_h \leq \frac{n_h - m_{h \rightarrow}}{n}$.*

5 Algorithm for ROBUSTFAIRCLUSTERING

The optimal value of the k -center objective must be one of the $\binom{n}{2}$ pairwise distances. Therefore, we can search for the optimal radius R^* by performing a binary search across the $\binom{n}{2}$ distances. Our goal is to find the smallest radius for which there exists a feasible robust-fair solution to the given instance of the T -ROBUSTFAIRCLUSTERING problem.

We start by describing the subroutine GETCENTERS where the input is a set of points \mathcal{P} and a radius R . The procedure begins with all the points being unmarked. In each iteration, we add an arbitrary unmarked point j to S , and mark the all the points in a distance of at most $2R$ (this includes point j as well). We repeat this step until all the points are marked. The pseudocode for this subroutine can be found in Appendix (Algorithm 2). For any $R \geq R^*$ where R^* is the radius optimal solution, it can be shown that GETCENTERS returns a set S with at most k centers. Furthermore, we can also show that, there exists a feasible robust-fair assignment of points to centers in S such that, the cost of the clustering is at most $3R^*$ (Lemma 5.1). This fact is critical for showing the approximation guarantees

of our algorithm. Then, we use these centers to find an assignment of points to S such that the induced clustering is robust-fair and has a cost of at most $3R^*$. However, finding such an assignment is non-trivial. Therefore, we formulate a linear program (LP) to find a robust-fair assignment of points \mathcal{P} to centers in S which can be solved efficiently in polynomial time. However, the LP may return fractional assignment, i.e., each point maybe fractionally assigned to centers in S . Therefore, we need to round the fractional solution to an integral solution and we do so via MAXFLOW rounding scheme described in the Appendix C. Finally, we show that the assignment $\hat{\phi} : \mathcal{P} \rightarrow S$ after rounding has a small violation in fairness (see Theorem 5.4). Therefore, our algorithm returns a solution $(S, \hat{\phi})$ with an approximation factor of at most 3.

Algorithm 1 ROBUSTFAIRCLUSTER

Input: An instance (\mathcal{I}, m, M) , a parameter T

Output: Cluster centers S and an assignment $\hat{\phi}$

- 1: Let \vec{d} denote the array of pairwise distance in non-decreasing order.
 - 2: Find the smallest radius R from distances \vec{d} such that set of centers S returned by GETCENTERS(\mathcal{I}, R) satisfies (i) $|S| \leq k$ and (ii) there exists a feasible assignment x to LP (4)-(7).
 - 3: Obtain X by using MAXFLOWROUNDING and set $\hat{\phi}(j) = i$ if $X_{i,j} = 1$ for each $j \in \mathcal{P}$
 - 4: **return** $(S, \hat{\phi})$
-

Given an instance (\mathcal{I}, m, M) , let $(S_{\text{RF}}, \phi_{\text{RF}})$ denote the optimal T -robust fair solution. Let OPT_{RF} denote the cost of optimal solution.

Lemma 5.1. *For any $R \geq \text{OPT}_{\text{RF}}$, there exists an assignment $\phi' : \mathcal{P} \rightarrow S$ that is T -robust fair and the clustering cost is at most $3R$ i.e., $\text{cost}(S, \phi') \leq 3R$ where S is the set of centers returned by the subroutine GETCENTERS.*

Lemma 5.2. *For a given instance (\mathcal{I}, m, M) of the T -ROBUSTFAIRCLUSTERING problem, let S be a set of clusters such that there exists a T -robust fair assignment $\phi' : \mathcal{P} \rightarrow S$ with a cost at most 3OPT_{RF} . Then any feasible solution x satisfying constraints (4)-(7) induces a clustering $(S, \hat{\phi})$ which is T -robust fair and has a cost of at most 3OPT_{RF} .*

$$\forall j \in \mathcal{P} : \sum_{i \in S} x_{i,j} = 1 \quad (4)$$

$$\forall i \in S, \forall h \in [\ell] : \sum_{j \in \mathcal{P}^h} x_{i,j} + m_{\rightarrow h} \leq (u_h + T) \sum_{j \in \mathcal{P}} x_{i,j} \quad (5)$$

$$\forall i \in S, \forall h \in [\ell] : \sum_{j \in \mathcal{P}^h} x_{i,j} - m_{h \rightarrow} \geq (l_h - T) \sum_{j \in \mathcal{P}} x_{i,j} \quad (6)$$

$$\forall i \in S, \forall j \in \mathcal{P} : \text{if } d(i, j) > 3\text{OPT}_{\text{RF}}: x_{i,j} = 0 \text{ else: } x_{i,j} \geq 0 \quad (7)$$

However, it is non-trivial to find an integer solution to constraints in (4)-(7). Hence, we address this by solving the corresponding linear program (LP) to obtain a fractional assignment, denoted as $x \in [0, 1]^{|\mathcal{P}| \times |S|}$, and then rounding it to $X \in \{0, 1\}^{|\mathcal{P}| \times |S|}$ with a valid integral assignment $\hat{\phi}$. Finally, from Lemma 5.1, and Lemma 5.2 and we can say that any non-empty solution $(S, \hat{\phi})$ returned by our Algorithm 1 has a cost of at most 3OPT_{RF} . It remains to show that the rounded solution has bounded fairness violation.

Lemma 5.3. *There exists a clustering of points corresponding to the rounded solution with cost at most 3OPT_{RF} and the rounding is almost lossless i.e., for any cluster $i \in S$ and group $h \in \mathcal{H}$,*

$$\begin{aligned} |C_i^*| - 1 &\leq |\bar{C}_i| \leq |C_i^*| + 1, \\ |C_{i,h}^*| - 1 &\leq |\bar{C}_{i,h}| \leq |C_{i,h}^*| + 1. \end{aligned}$$

where the $\{\bar{C}_i, i \in S\}$, and $\{C_i^* : i \in S\}$ are clustering corresponding to rounded and fractional solutions respectively.

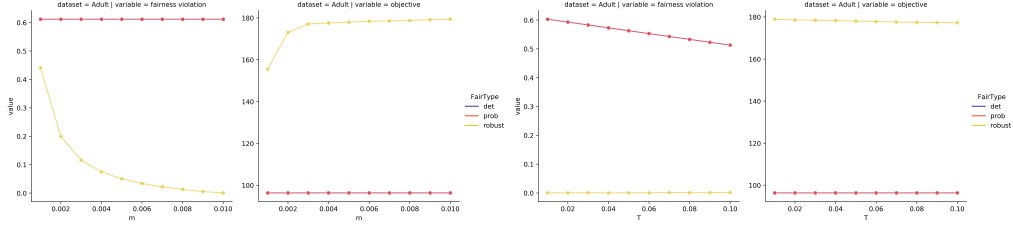


Figure 2: Varying bounded aggregate error m (as a fraction of the dataset) and tolerance parameter T and plotting vs. fairness violation and k -center objective values. Note probabilistic and deterministic baselines fully overlap.

Therefore, we can establish that any non-empty solution $(S, \hat{\phi})$ has a cost of at most 3OPT_{RF} and has a maximum fairness violation of at most $T + \frac{2}{m_{\text{out}}}$. We formalize this in the following theorem.

Theorem 5.4. *Algorithm 1 is a 3-approximation algorithm for the T -ROBUSTFAIRCLUSTERING with a maximum fairness violation of $T + \frac{2}{m_{\text{out}}}$.*

Remark 5.5. *For sufficiently large values of $m = f(n)$ where f is a strictly increasing in n , the maximum fractional violation is at most $T + \lambda = T + o(1)$ i.e., $o(1)$ approaches to 0 as $n \rightarrow \infty$.*

6 Experiments

We now provide empirical validation of our results; additional details and results are in Appendix F.

Datasets. We empirically verify our theoretical findings on three datasets from the UCI repository [14]: **Adult**, **Census1990**, and **Bank**. For **Adult** and **Census1990** we sample 6,000 records each whereas for **Bank** we use the entire set of 4,521 points. The distance function is determined by using the numerical features, and the group membership (group color) is determined from the sensitive attributes. The **Adult** dataset uses a binary valued feature *sex* as sensitive attribute. **Census1990** dataset uses *age* (bucketed into three ranges as done in [16]), and **Bank** dataset uses a binary valued *marital status*. **Parameters.** We set the proportions to $l_h := \frac{(n_h - m_{h \rightarrow})(1 - \delta)}{n}$ and $u_h := \frac{n_h - m_{h \rightarrow}}{n(1 - \delta)}$ for $\delta = 0.1$; we ensure that these values are non-vacuous i.e., they adhere to Observation 4.2. For these experiments we consider the BAE model, therefore $\forall h, m_{\rightarrow h} = m_{h \rightarrow} = m$, where m has 10 varying values between 0.1% to 1% of the total points. We fix the number of centers, $k = 10$. For comparison's sake we fix the values u_h and l_h for each data point in Figure 2. Similarly, we set m to be 0.01% of the total number of points, and we adjust T within the range $[.01, .1]$, consisting of 10 evenly spaced values. We only include the plots for the **Adult** dataset in the main paper. Full experiments are in Appendix F.

Benchmarks. We benchmark our proposed algorithm (Algorithm 1) against two relevant baselines, namely, *probabilistic fair* clustering from [15] and a *deterministic fair* clustering [8]. They are denoted as *robust*, *prob*, and *det* in Figure 2. **Evaluation metrics.** We evaluate our algorithm against two metrics i.e., clustering cost under k -center objective, and the fractional violation in the fairness constraints. The exact definitions are provided in Appendix F.

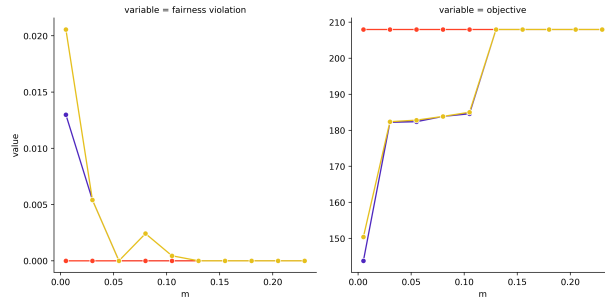


Figure 3: Varying aggregate error budget m .

Results and discussion. For varying sizes of the m (maximum number of points with incorrect memberships), our algorithm (Algorithm 1) outperforms both the *probabilistic fair* and *deterministic fair* clustering baselines under both the evaluated metrics. Both baselines achieve a worst case fairness violation i.e., there exists some cluster that either has elements from a single color or no elements from some color. This is because these clustering algorithms results in some small clusters which are *highly sensitive* to the fairness violations. As the fairness violation reported is in excess of T , the near-zero fairness violation of Algorithm 1 is in line with Theorem 5.4. Our results show that our

algorithm *robust* has a mildly larger (less than a factor of 2) clustering cost compared to *det* and *prob*, as expected. This is because we are incorporating errors into our algorithm which results in highly robust solutions with provable guarantees.

Finally, we conclude our experiments by contrasting the three proposed error models: BAE, BPE, and BAPE on **Adult** dataset. We fix the pairwise error matrix for 2 colors with $M_{0 \rightarrow 1} = 0.02$, $M_{1 \rightarrow 0} = 0.2$, $T = 0.001$, and then vary the aggregate error m for 10 steps in $[0.005, .23]$. Indeed the results of Figure 3 validate our expectation that i) BAPE achieves the best objective, as this is the model where errors are most constrained; ii) BPE ignores the value of m ; and iii) in all three models the fairness violations in excess of T hover near zero, validating the result of Theorem 5.4.

References

- [1] S. Ahmadian, A. Epasto, R. Kumar, and M. Mahdian. Fair correlation clustering. In *International Conference on Artificial Intelligence and Statistics (AISTATS)*, pages 4195–4205. PMLR, 2020.
- [2] K. Arun, G. Ishan, and K. Sanmeet. Loan approval prediction based on machine learning approach. *IOSR Journal of Computer Engineering*, 18(3):18–21, 2016.
- [3] P. Awasthi, M. Kleindessner, and J. Morgenstern. Equalized odds postprocessing under imperfect group information. In *International Conference on Artificial Intelligence and Statistics (AISTATS)*, pages 1770–1780. PMLR, 2020.
- [4] P. Awasthi, A. Beutel, M. Kleindessner, J. Morgenstern, and X. Wang. Evaluating fairness of machine learning models under uncertain and incomplete information. In *Conference on Fairness, Accountability, and Transparency (FAccT)*, pages 206–214, 2021.
- [5] P. Awasthi, B. Brubach, D. Chakrabarty, J. P. Dickerson, S. A. Esmaili, M. Kleindessner, M. Knittel, J. Morgenstern, S. Samadi, A. Srinivasan, and L. Tsepenekas. Fairness in clustering. In *Conference on Artificial Intelligence (AAAI)*, 2022.
- [6] A. Backurs, P. Indyk, K. Onak, B. Schieber, A. Vakilian, and T. Wagner. Scalable fair clustering. In *International Conference on Machine Learning (ICML)*, pages 405–413. PMLR, 2019.
- [7] S. Barocas, M. Hardt, and A. Narayanan. *Fairness and Machine Learning: Limitations and Opportunities*. MIT Press, 2023.
- [8] S. Bera, D. Chakrabarty, N. Flores, and M. Negahbani. Fair algorithms for clustering. *Conference on Neural Information Processing Systems (NeurIPS)*, 32, 2019.
- [9] I. O. Bercea, M. Groß, S. Khuller, A. Kumar, C. Rösner, D. R. Schmidt, and M. Schmidt. On the cost of essentially fair clusterings. *arXiv preprint arXiv:1811.10319*, 2018.
- [10] A. Chhabra, P. Li, P. Mohapatra, and H. Liu. Robust fair clustering: A novel fairness attack and defense framework. *International Conference on Learning Representations (ICLR)*, 2023.
- [11] F. Chierichetti, R. Kumar, S. Lattanzi, and S. Vassilvitskii. Fair clustering through fairlets. *Conference on Neural Information Processing Systems (NeurIPS)*, 30, 2017.
- [12] D. Danks and A. J. London. Algorithmic bias in autonomous systems. In *International Joint Conference on Artificial Intelligence (IJCAI)*, volume 17, pages 4691–4697, 2017.
- [13] J. Dickerson, S. A. Esmaili, J. Morgenstern, and C. J. Zhang. Doubly constrained fair clustering. *Conference on Neural Information Processing Systems (NeurIPS)*, 2023.
- [14] D. Dua and C. Graff. Uci machine learning repository. 2017.
- [15] S. Esmaili, B. Brubach, L. Tsepenekas, and J. Dickerson. Probabilistic fair clustering. *Conference on Neural Information Processing Systems (NeurIPS)*, 33:12743–12755, 2020.
- [16] S. Esmaili, B. Brubach, A. Srinivasan, and J. Dickerson. Fair clustering under a bounded cost. *Advances in Neural Information Processing Systems*, 34:14345–14357, 2021.

- [17] M. Feldman, S. A. Friedler, J. Moeller, C. Scheidegger, and S. Venkatasubramanian. Certifying and removing disparate impact. In *International Conference on Knowledge Discovery and Data Mining (KDD)*, pages 259–268, 2015.
- [18] M. Ghasemi, D. Anvari, M. Atapour, J. Stephen Wormith, K. C. Stockdale, and R. J. Spiteri. The application of machine learning to a general risk–need assessment instrument in the prediction of criminal recidivism. *Criminal Justice and Behavior*, 48(4):518–538, 2021.
- [19] A. Hagberg, D. Schult, P. Swart, D. Conway, L. Séguin-Charbonneau, C. Ellison, B. Edwards, and J. Torrents. Networkx. high productivity software for complex networks. *Webová stránka* <https://networkx.lanl.gov/wiki>, 2013.
- [20] M. Hardt, E. Price, and N. Srebro. Equality of opportunity in supervised learning. *Conference on Neural Information Processing Systems (NeurIPS)*, 29, 2016.
- [21] T. Hashimoto, M. Srivastava, H. Namkoong, and P. Liang. Fairness without demographics in repeated loss minimization. In *International Conference on Machine Learning (ICML)*, pages 1929–1938. PMLR, 2018.
- [22] N. Kallus, X. Mao, and A. Zhou. Assessing algorithmic fairness with unobserved protected class using data combination. *Management Science*, 68(3):1959–1981, 2022.
- [23] M. Kleindessner, S. Samadi, P. Awasthi, and J. Morgenstern. Guarantees for spectral clustering with fairness constraints. In *International Conference on Machine Learning*, pages 3458–3467. PMLR, 2019.
- [24] M. Knittel, M. Springer, J. Dickerson, and M. Hajiaghayi. Fair polylog-approximate low-cost hierarchical clustering. *Conference on Neural Information Processing Systems (NeurIPS)*, 2023.
- [25] M. Knittel, M. Springer, J. P. Dickerson, and M. Hajiaghayi. Generalized reductions: making any hierarchical clustering fair and balanced with low cost. In *International Conference on Machine Learning (ICML)*, pages 17218–17242. PMLR, 2023.
- [26] S. Kumar, R. Ahmed, S. Bharany, M. Shuaib, T. Ahmad, E. Tag Eldin, A. U. Rehman, and M. Shafiq. Exploitation of machine learning algorithms for detecting financial crimes based on customers’ behavior. *Sustainability*, 14(21):13875, 2022.
- [27] A. Lamy, Z. Zhong, A. K. Menon, and N. Verma. Noise-tolerant fair classification. *Conference on Neural Information Processing Systems (NeurIPS)*, 32, 2019.
- [28] A. A. Mahmoud, T. A. Shawabkeh, W. A. Salameh, and I. Al Amro. Performance predicting in hiring process and performance appraisals using machine learning. In *International Conference on Information and Communication Systems (ICICS)*, pages 110–115. IEEE, 2019.
- [29] J. Nicholls, A. Kuppa, and N.-A. Le-Khac. Financial cybercrime: A comprehensive survey of deep learning approaches to tackle the evolving financial crime landscape. *IEEE Access*, 9: 163965–163986, 2021.
- [30] S. Nickel, C. Steinhardt, H. Schlenker, and W. Burkart. Ibm ilog cplex optimization studio—a primer. In *Decision Optimization with IBM ILOG CPLEX Optimization Studio: A Hands-On Introduction to Modeling with the Optimization Programming Language (OPL)*, pages 9–21. Springer, 2022.
- [31] T. Panch, H. Mattie, and R. Atun. Artificial intelligence and algorithmic bias: implications for health systems. *Journal of Global Health*, 9(2), 2019.
- [32] M. A. Sheikh, A. K. Goel, and T. Kumar. An approach for prediction of loan approval using machine learning algorithm. In *2020 International Conference on Electronics and Sustainable Communication Systems (ICESC)*, pages 490–494. IEEE, 2020.
- [33] D. B. Shmoys and É. Tardos. An approximation algorithm for the generalized assignment problem. *Mathematical Programming*, 62(1-3):461–474, 1993.

- [34] G. V. Travaini, F. Pacchioni, S. Bellumore, M. Bosia, and F. De Micco. Machine learning and criminal justice: A systematic review of advanced methodology for recidivism risk prediction. *International Journal of Environmental Research and Public Health*, 19(17):10594, 2022.
- [35] E. Van den Broek, A. Sergeeva, and M. Huysman. When the machine meets the expert: An ethnography of developing AI for hiring. *MIS Quarterly*, 45(3), 2021.
- [36] J. Wang, D. Lu, I. Davidson, and Z. Bai. Scalable spectral clustering with group fairness constraints. In *International Conference on Artificial Intelligence and Statistics (AISTATS)*, pages 6613–6629. PMLR, 2023.
- [37] S. Wang, W. Guo, H. Narasimhan, A. Cotter, M. Gupta, and M. Jordan. Robust optimization for fairness with noisy protected groups. *Conference on Neural Information Processing Systems (NeurIPS)*, 33:5190–5203, 2020.
- [38] P. Zeng, Y. Li, P. Hu, D. Peng, J. Lv, and X. Peng. Deep fair clustering via maximizing and minimizing mutual information: Theory, algorithm and metric. In *Computer Vision and Pattern Recognition Conference (CVPR)*, pages 23986–23995, June 2023.

A Omitted Proofs from Section 4

Proof of Lemma 4.1. Consider an instance of FAIRCLUSTERING with $\mathcal{P} = \{r_1, r_2, b_3, b_4\}$. Let $(l_h, u_h) = (1/4, 3/4)$ for each $h \in \{r, b\}$ where $\{r_1, r_2\}$, and $\{b_3, b_4\}$ belong to groups r , and b respectively. In the BPE model with $m_{r \rightarrow b} = m_{b \rightarrow r} = 1$, there exists a clustering of points \mathcal{P} into a single cluster which is *robust-fair* even when the total number of errors are as large as 2. Consider the same example under the BAE model with the aggregate error $m = 2$. It is easy to check that there doesn't exist any clustering of the points that is *robust-fair*. Therefore, we can conclude that BPE is not a special case of BAE.

Similarly, we can also infer that BAE is not a special case of BPE. Consider a different instance $\mathcal{P} = \{r_1, r_2, g_3, g_4, b_5, b_6\}$. Let $(l_h, u_h) = (1/6, 1/2)$ for each $h \in \{r, g, b\}$ where $\{r_1, r_2\}$ belong to group r , and groups b and g are defined analogously. Let us consider this example under the BAE model with an aggregate error of $m = 1$ and BPE model with pairwise error matrix $M_{p \rightarrow h} = 1$ for any $p, h \in \{r, g, b\}, p \neq h$. Then, we can infer that there exists a *robust-fair* clustering of points under BAE model. However, the instance is infeasible under the BPE model. Therefore, we can say that BAE is not a special case of BPE model. \square

Proof Observation 4.1. Let (S, ϕ) be a feasible solution to an instance of T -ROBUSTFAIRCLUSTERING, and $\{C_1, C_2, \dots, C_{k'}\}$ denote the set of clusters induced by (S, ϕ) . Then, for any $r \in [1, m_{h \rightarrow}]$, where r denotes the number of points in $\mathcal{P}^h \cap C_i$ with incorrect group memberships, the following inequality must be satisfied.

$$\begin{aligned} (l_h - T)|C_i| &\leq |C_{i,h}| - r \\ (l_h - T)|C_i| &\leq |C_{i,h}| - r \\ l_h|C_i| &\leq |C_{i,h}| - r + T|C_i| \\ l_h|C_i| - (|C_{i,h}| + r) &\leq T|C_i| \\ \frac{l_h|C_i| - (|C_{i,h}| - r)}{|C_i|} &\leq T \\ \frac{l_h|C_i| - (|C_{i,h}| - m_{h \rightarrow})}{|C_i|} &\leq T \end{aligned}$$

The last inequality is due to the fact that $r \leq m_{h \rightarrow}$. We can also similarly prove for the inequality

$$\frac{(|C_{i,h}| + m_{h \rightarrow}) - u_h|C_i|}{|C_i|} \leq T.$$

\square

Proof of Observation 4.2. Suppose we have a clustering $\{C_1, \dots, C_{k'}\}$ ($k' \leq k$), letting $C_{i,h}$ denote the number of points belonging to group \mathcal{H} in cluster C_i , and applying the Fact E.1, we get the following,

$$\min_{i \in [k']} \frac{|C_{i,h}|}{|C_i|} \leq \frac{|\mathcal{P}^h|}{|\mathcal{P}|} \leq \max_{i \in [k]} \frac{|C_{i,h}|}{|C_i|} \quad (8)$$

Suppose that $u_h < \frac{n_h + m_{h \rightarrow}}{n}$ for some color, then by the definition of the robust optimization problem, it is possible to have $n_h + m_{h \rightarrow}$ many points of color h in the dataset. Accordingly, we must have that for some color assignment $\frac{|\mathcal{P}^h|}{|\mathcal{P}|} = \frac{n_h + m_{h \rightarrow}}{n}$ but (8) implies that there exists some value $i \in [k']$ such that $\frac{|C_{i,h}|}{|C_i|} \geq \frac{|\mathcal{P}^h|}{|\mathcal{P}|} = \frac{n_h + m_{h \rightarrow}}{n}$. Therefore, $|C_{i,h}| > u_h|C_i|$ and therefore the solution is infeasible. The same argument can be made for the lower bound as well.

We will now show that if $\forall h \in [\ell] : u_h \geq \frac{n_h + m_{h \rightarrow}}{n}, l_h \leq \frac{n_h - m_{h \rightarrow}}{n}$, then the problem must be feasible. To show feasibility we simply show one feasible solution. Specifically, a solution which is always feasible is a one cluster solution that includes all of the points, i.e. $\{C_1\} = \{\mathcal{P}\}$. Clearly, we have for any color $h : \frac{n_h - m_{h \rightarrow}}{n} \leq \frac{|\mathcal{P}^h|}{|\mathcal{P}|} \leq \frac{n_h + m_{h \rightarrow}}{n}$. Since the $u_h \geq \frac{n_h + m_{h \rightarrow}}{n}, l_h \leq \frac{n_h - m_{h \rightarrow}}{n}$, then the solution is feasible. \square

B Omitted Proofs from Section 5

We start this section by making a simple observation about any T -robust fair solution.

Observation B.1. Suppose that (S, ϕ) is T -robust fair solution to a given instance \mathcal{I} and $u_h + T < 1$ and $l_h - T > 0$. Then the clustering $\{C_1, C_2, \dots, C_k\}$ of points induced by (S, ϕ) must satisfy the following,

- For any $i \in S$, $h \in [\ell]$, $|C_{i,h}| > m_{h \rightarrow}$ where $m_{h \rightarrow}$ is the positive error in group h .
- For any $i \in S$, $h \in [\ell]$, $|C_i| - |C_{i,h}| > m_{\rightarrow h}$ where $m_{\rightarrow h}$ is the negative error in group h .

Proof of Observation B.1. If any cluster C_i is T -robust fair, then we know that C_i must contain strictly positive number of points even after accounting for $m_{h \rightarrow}$ noisy labels. This is because the resulting clustering must satisfy the fairness constraints in Equation (2) and further $(l_h - T)|C_i| > 0$ for any C_i . Therefore, we can conclude that $|C_{i,h}| > m_{h \rightarrow}$ which proves the first part of the observation. We prove the second part using the first observation i.e., $|C_{i,h}| > m_{h \rightarrow}$.

$$|C_i| - |C_{i,h}| = \sum_{\substack{g \neq h \\ g \in [\ell]}} |C_{i,g}| > \sum_{\substack{g \neq h \\ g \in [\ell]}} m_{g \rightarrow} \geq \sum_{\substack{g \neq h \\ g \in [\ell]}} m_{g \rightarrow h} \geq m_{\rightarrow h}.$$

Therefore, we conclude that there doesn't exist any T -robust fair solution where $|C_{i,h}| < m_{h \rightarrow}$ and $|C_i| - |C_{i,h}| < m_{\rightarrow h}$. \square

Proof of Lemma 5.2. Any valid assignment $\hat{\phi} : \mathcal{P} \rightarrow S$, must assign each point $j \in \mathcal{P}$ to exactly one center $i \in S$, therefore constraints 4 requires that x is a valid assignment. Moreover, we have that $x_{i,j} = 0$ for any point $j \in \mathcal{P}$ and $i \in S$ with $d(i, j) > 3\text{OPT}_{\text{RF}}$ i.e., no point $j \in \mathcal{P}$ is assigned to a center that is at a distance greater than 3OPT_{RF} . It remains to show that x indeed results in a T -robust fair solution. Constraints (5) and (6) ensures that x induces a clustering such that; for any $i \in S$, $h \in [\ell]$, the maximum fairness violation is bounded by T . \square

Algorithm 2 Subroutine GETCENTERS

Input: An instance \mathcal{I} , and a radius R

Output: Cluster centers S

```

1: UNMARKED  $\leftarrow \mathcal{P}$ , MARKED  $\leftarrow \emptyset$ ,  $S \leftarrow \emptyset$ 
2: while UNMARKED  $\neq \emptyset$  do
3:   Pick an arbitrary  $j \in \text{UNMARKED}$ 
4:    $S \leftarrow S \cup \{j\}$ 
5:   MARKED  $\leftarrow \text{MARKED} \cup \text{Ball}(j, 2R)$ 
6:   UNMARKED  $\leftarrow \mathcal{P} \setminus \text{MARKED}$ 
7: end while
8: return  $S$ 

```

Claim B.1. Given an instance \mathcal{I} of ROBUSTFAIRCLUSTERING, optimal cost OPT_{RF} , Algorithm 2 returns a set of centers S . The following statements are true about S .

- For every center i^* is S_{RF} there exists a center $i \in S$ within a distance of at most 2OPT_{RF} .
- $|S| \leq |S_{\text{RF}}| \leq k$

Proof of Claim B.1. Let C_i^* denote the set of points assigned to center i^* in optimal solution $(S_{\text{RF}}, \phi_{\text{RF}})$. For any center i^* in S_{RF} there exists a center i in S within a distance 2 times of OPT_{RF} . This is true since the point i^* must be added to MARKED in some iteration, and there exists some $j \in \text{UNMARKED}$ in the same iteration that got added to S . Therefore that $i^* \in \text{Ball}(j, 2\text{OPT}_{\text{RF}})$ where $j \in S$ implying that $d(i^*, j) \leq 2\text{OPT}_{\text{RF}}$.

Given an instance \mathcal{I} of T -ROBUSTFAIRCLUSTERING with optimal cost OPT_{RF} , it remains to show that the number of centers S returned by Algorithm 2 is at most k . In each iteration of Algorithm 2,

we know that the algorithm must cover at least one center $i^* \in S_{\text{RF}}$ where S_{RF} denotes the optimal set of centers. Therefore the total number of iterations to mark all the points in \mathcal{P} is at most k . Therefore, we can say that $|S| \leq k$. \square

A simple corollary based on the above claim is that for any $R \geq \text{OPT}_{\text{RF}}$, the claim holds.

Corollary B.1. *Given an instance \mathcal{I} of ROBUSTFAIRCLUSTERING, Algorithm 2 returns a set of centers S for any radius $R \geq \text{OPT}_{\text{RF}}$. Then the following statements are true about S .*

- For every center i^* is S_{RF} there exists a center $i \in S$ within a distance of at most $2R$.
- $|S| \leq |S_{\text{RF}}| \leq k$

Proof of Lemma 5.1. Suppose that we have an optimal solution $(S_{\text{RF}}, \phi_{\text{RF}})$ with clustering cost $\text{cost}(S_{\text{RF}}, \phi_{\text{RF}}) = \text{OPT}_{\text{RF}}$. Let i^* denote the center assigned to point j by optimal assignment ϕ_{RF} (i.e., $\phi_{\text{RF}}(j) = i^*$). We show the existence of an assignment $\phi' : \mathcal{P} \rightarrow S$ of original set of points \mathcal{P} to the set of centers S returned by Algorithm 2 such that (i) the assignment ϕ' is T -robust fair, and (ii) the clustering cost $\text{cost}(S, \phi')$ is at most 3 times the optimal i.e., $\text{cost}(S, \phi') \leq 3\text{OPT}_{\text{RF}}$. Note that the proof is non-constructive proof since it assumes knowledge of the optimal solution.

We construct the assignment ϕ' by invoking the Algorithm 3 to get f : for each point $j \in \mathcal{P}$, the assignment ϕ' assigns point j to a center i' in S such that $i' = f(i^*)$ where $i^* = \phi_{\text{RF}}^{-1}(j)$.

We know that the following is true for any point $j \in \mathcal{P}$,

$$d(j, \phi'(j)) \leq d(j, \phi_{\text{RF}}(j)) + d(\phi_{\text{RF}}(j), \phi'(j)) \quad (9)$$

$$\leq \text{OPT}_{\text{RF}} + d(\phi_{\text{RF}}(j), \phi'(j)) \quad (10)$$

$$\leq \text{OPT}_{\text{RF}} + 2\text{OPT}_{\text{RF}} \quad (11)$$

Inequality (9) follows from triangle inequality. Inequality (10) follows from the fact that ϕ_{RF} is optimal T -robust fair assignment. Finally, inequality (11) is due to Line 9 in Algorithm 3 that maps optimal centers $i^* \in S_{\text{RF}}$ to S .

(S, ϕ') is T -robust fair with respect to the fairness constraints i.e., (S, ϕ') is a feasible solution. Let $C_i^* = \{j : \phi_{\text{RF}}(j) = i^*\}$ denote the set of points that are assigned to center $i^* \in S_{\text{RF}}$. Since $(S_{\text{RF}}, \phi_{\text{RF}})$ is a optimal feasible clustering, the following is true,

$$\forall i \in S, \forall h \in \mathcal{H}, (u_h + T)|C_i^*| \geq |C_{i,h}^*| + m_{\rightarrow h}, \text{ and} \\ (l_h - T)|C_i^*| \leq |C_{i,h}^*| - m_{h \rightarrow}.$$

Given a set of centers S and an assignment $\phi'(j) = f(\phi_{\text{RF}}(j))$ and hence we can say that $C_i = \{j : \phi'(j) = i\}$ for each $i \in S$. Let $N(i) = \{i^* \in S_{\text{RF}} : f(i^*) = i\}$, then we can say that,

$$\begin{aligned} \frac{|C_{i,h}| + m_{\rightarrow h}}{|C_i|} &= \frac{(\sum_{i^* \in N(i)} |C_{i,h}^*|) + m_{\rightarrow h}}{\sum_{i^* \in N(i)} |C_i^*|} \\ &\leq \frac{\sum_{i^* \in N(i)} (|C_{i,h}^*| + m_{\rightarrow h})}{\sum_{i^* \in N(i)} |C_i^*|} \\ &\leq \max_{i^* \in N(i)} \frac{|C_{i,h}^*| + m_{\rightarrow h}}{|C_i^*|} \leq (u_h + T) \\ \frac{|C_{h,i}| - m_{h \rightarrow}}{|C_i|} &= \frac{(\sum_{i^* \in N(i)} |C_{i,h}^*|) - m_{h \rightarrow}}{\sum_{i^* \in N(i)} |C_i^*|} \\ &\geq \frac{\sum_{i^* \in N(i)} (|C_{i,h}^*| - m_{h \rightarrow})}{\sum_{i^* \in N(i)} |C_i^*|} \\ &\geq \min_{i^* \in N(i)} \frac{|C_{i,h}^*| - m_{h \rightarrow}}{|C_i^*|} \geq (l_h - T) \end{aligned}$$

The above inequalities follows from the Fact E.1 since for any cluster center $i^* \in N(i)$, $\frac{|C_{i,h}^*| - m_{h \rightarrow}}{|C_i^*|} \geq (l_h - T)$ and $\frac{|C_{i,h}^*| + m_{\rightarrow h}}{|C_i^*|} \leq (u_h + T)$. \square

Algorithm 3 GETMAPPING

Input: An instance (\mathcal{I}, m, M) , R , and $(S_{\text{RF}}, \phi_{\text{RF}})$.

Output: Set of centers S along with a mapping $f : S_{\text{RF}} \rightarrow S$

```
1: UNMARKED  $\leftarrow \mathcal{P}$ , MARKED  $\leftarrow \emptyset$ 
2:  $S \leftarrow \emptyset$ 
3: UNMAPPED  $\leftarrow S_{\text{RF}}$ 
4: while UNMARKED!  $\neq \emptyset$  do
5:   Pick an arbitrary  $j \in \text{UNMARKED}$ 
6:    $S \leftarrow S \cup \{j\}$ 
7:   for  $i^* \in \text{UNMAPPED}$  do
8:     if  $i^* \in \text{Ball}(j, R)$  then
9:        $f(i^*) = j$ 
10:      UNMAPPED  $\leftarrow \text{UNMAPPED} \setminus \{i^*\}$ 
11:   end if
12: end for
13: MARKED  $\leftarrow \text{MARKED} \cup \text{Ball}(j, 2R)$ 
14: UNMARKED  $\leftarrow \mathcal{P} \setminus \text{MARKED}$ 
15: end while
16: return  $f$ 
```

Lemma B.2. *For any instance of T -ROBUSTFAIRCLUSTERING, the maximum fractional violation, $\Delta(S, M, m, \hat{\phi})$ for $(S, \hat{\phi})$ returned by Algorithm 1 is at most $T + \frac{2}{m_{\text{out}}}$ where $m_{\text{out}} = \sum_{h \in [\ell]} m_{h \rightarrow}$ and $m_{h \rightarrow} = \min \{ \sum_{g \neq h} m_{h \rightarrow g}, m \}$.*

Proof of Lemma B.2. As defined in Section 3, the fractional deficit and excess of points belonging to color h in cluster i with respect to lower bound and upper bound constraints respectively. Therefore,

$$\frac{l_h |\bar{C}_i| - |\bar{C}_{i,h}| + m_{h \rightarrow}}{|\bar{C}_i|} \leq \frac{l_h (|C_i^*| + 1) - (|C_{i,h}^*| - 1) + m_{h \rightarrow}}{|C_i^*| - 1} \quad (12)$$

$$= \frac{l_h |C_i^*| - (|C_{i,h}^*| - m_{h \rightarrow})}{|C_i^*| - 1} + \frac{l_h + 1}{|C_i^*| - 1} \quad (13)$$

$$\leq \frac{T |C_i^*|}{|C_i^*| - 1} + \frac{l_h + 1}{|C_i^*| - 1} \quad (14)$$

$$= T \left(1 + \frac{1}{|C_i^*| - 1} \right) + \frac{l_h + 1}{|C_i^*| - 1} \quad (15)$$

$$< T \left(1 + \frac{1}{m_{\text{out}}} \right) + \frac{l_h + 1}{m_{\text{out}}} \quad (16)$$

$$= T + \frac{(1 + l_h + T)}{m_{\text{out}}} \quad (17)$$

The first inequality follows from the guarantees of the rounding algorithm described in Lemma 5.3. The second inequality is due to the facts that x^* is T -robust fair satisfying the constraints Equation (4)-Equation (7), followed by a direct application of Observation B.1 i.e., $|C_i^*| > m_{\text{out}}$. Similarly, we

also have the following maximum violation case.

$$\begin{aligned}
\frac{|\bar{C}_{i,h}| + m_{\rightarrow h} - u_h |\bar{C}_i|}{|\bar{C}_i|} &\leq \frac{(|C_{i,h}^*| + 1) + m_{\rightarrow h} - u_h (|C_i^*| - 1)}{|C_i^*| - 1} \\
&= \frac{|C_{i,h}^*| - u_h |C_i^*| + m_{\rightarrow h}}{|C_i^*| - 1} + \frac{1 + u_h}{|C_i^*| - 1} \\
&\leq T \frac{|C_i^*|}{|C_i^*| - 1} + \frac{u_h + 1}{|C_i^*| - 1} \\
&= T \left(1 + \frac{1}{|C_i^*| - 1} \right) + \frac{u_h + 1}{|C_i^*| - 1} \\
&\leq T + \frac{u_h + 1 + T}{m_{\text{out}}}
\end{aligned}$$

Since the maximum violation in fairness constraints due to noisy membership is given by,

$$\begin{aligned}
\Delta(S, M, m, \hat{\phi}) &\leq T + \max \left\{ \frac{l_h + 1 + T}{m_{\text{out}}}, \frac{1 + u_h + T}{m_{\text{out}}} \right\} \\
&= T + \frac{1 + u_h + T}{m_{\text{out}}} \\
&< T + \frac{2}{m_{\text{out}}}
\end{aligned}$$

The last inequality is due to the fact that $u_h + T < 1$. Since we know that $m_{\text{out}} \geq m$, and m is at least a constant fraction of n , we can conclude that the *maximum fairness violation* is at most $T + \mathcal{O}(1/n)$ \square

Theorem 5.4. *Algorithm 1 is a 3-approximation algorithm for the T -ROBUSTFAIRCLUSTERING with a maximum fairness violation of $T + \frac{2}{m_{\text{out}}}$.*

Proof of Theorem 5.4. For any instance \mathcal{I} of T -ROBUSTFAIRCLUSTERING, any non-empty solution $(S, \hat{\phi})$ returned by Algorithm 1 has a cost of at most 3OPT_{RF} . Lemma B.2 shows that the maximum fairness violation in the clustering induced by $(S, \hat{\phi})$ is at most $T + \frac{2}{m_{\text{out}}}$. \square

C Omitted proofs and details from Section 5

Definition C.1. A MAXFLOW network is defined by a directed graph $G = (V, E)$, with a source vertex $s \in V$ and a sink vertex $t \in V$, where each edge $(i, j) \in E$ has a non-negative capacity $c_{i,j}$. Each vertex $v \in V$ is associated with a demand d_v . The goal of the problem is to find a circulation of flow in the network.

Algorithm 4 MAXFLOWROUNDING

Input: An instance \mathcal{I} of T -ROBUSTFAIRCLUSTERING, along with the fractional solution x^* to (4)-(7)

Output: Rounded solution X

- 1: Construct a MAXFLOW flow network corresponding to the input instance of T -ROBUSTFAIRCLUSTERING shown in the Figure 7
 - 2: X is constructed based on the flows in the corresponding MAXFLOW network as described in Lemma C.2
 - 3: **return** $\{X_{i,j}, i \in S, j \in \mathcal{P}\}$
-

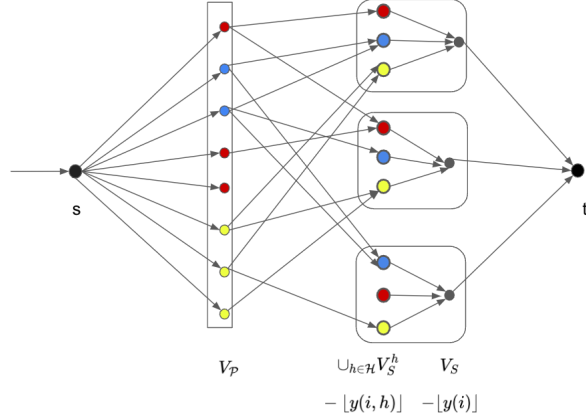


Figure 4: Example of the MAXFLOW network corresponding to an instance of T -ROBUSTFAIRASSIGNMENT

Proof. For any point j , the fractional assignment vector of j is given by $[x_{1,j}, x_{2,j}, \dots, x_{|S|,j}]$. Let $x(j) := \sum_{i \in S} x_{i,j}$ denote the fractional mass of point j . Similarly, let $y(i) := \sum_{j \in \mathcal{P}} x_{i,j}$ denote the fractional mass of points assigned to each center i . We define $y(i, h) := \sum_{j \in \mathcal{P}^h} x_{i,j}$ analogous to $y(i)$ for each group $h \in \mathcal{H}$. Finally we let $Y(i) := \lfloor y(i) \rfloor - \sum_{h \in \mathcal{H}} \lfloor y(i, h) \rfloor$ and $Y := n - \sum_{i \in S} \lfloor y(i) \rfloor$.

Construction of MAXFLOW Flow network corresponding to solution x and instance \mathcal{J} . Let us now construct MAXFLOW flow network $F(x, \mathcal{J})$ that converts a fractional feasible solution $\{x_{i,j} : i \in S, j \in \mathcal{P}\}$ satisfying constraints Equation (4)-Equation (7) to a rounded solution $\{X_{i,j}\}$. This rounding method has been studied for assignment problems in [33] and has later been extended to clustering problems by [8, 9].

Let us define a flow network (G, c, a, d) with non-negative capacities c , a denotes the cost on each edge, and d denotes the demands on vertices. The directed graph G has a source node s , and a sink node t with vertex demands d_s and d_t given by n and $-Y$ respectively. There are mainly three types of vertices in $V - \{s, t\}$ i.e., $V = V_{\mathcal{P}} \cup V_S \cup \cup_{h \in \mathcal{H}} V_S^h$. We define the vertex sets along with demands $d_v, v \in V$ as following.

$$\begin{aligned} V_{\mathcal{P}} &= \cup_{h \in \mathcal{H}} V_{\mathcal{P}}^h, V_{\mathcal{P}}^h = \{v_{j,h} : j \in \mathcal{P}, h \in \mathcal{H}\} (d_{j,h} := 0) \text{ Points } \mathcal{P} \\ V_S^h &= \{v_{i,h} : i \in S, h \in \mathcal{H}\} (d_{i,h} := -\lfloor y(i, h) \rfloor) \text{ Cluster } i, \text{ group } h \\ V_S &:= \{v_i : i \in S\} (d_i := -Y(i)) \text{ Cluster } i \end{aligned}$$

Now, we define the edges on the flow network i.e., edges between the vertices $V_{\mathcal{P}}, \cup_{h \in \mathcal{H}} V_S^h$, between vertices $\cup_{h \in \mathcal{H}} V_S^h$ and V_S , and vertices V_S, t along with their non-negative capacities c .

Points \mathcal{P} to be assigned

$$E_{\mathcal{P}} := \{(s, j) : j \in V_{\mathcal{P}}\} (c_{i,j} := 1)$$

Assignment of \mathcal{P}_h to cluster i

$$E^h := \{(v_{i,h}, v_{j,h}) : v_{i,h} \in V_S^h, v_{j,h} \in V_{\mathcal{P}}^h\} (c_{i,j} := 1, a_{i,j} = d(i, j))$$

Merging of the groups in cluster i

$$E_S := \{(v_{i,h}, v_i) : v_{i,h} \in V_S^h, v_i \in V_S\} (c_{i,j} := y(i, h) - \lfloor y(i, h) \rfloor)$$

Total number of the points clustered

$$E_t := \{(v_i, t) : v_i \in V_S\} (c_{i,j} := y(i) - \lfloor y(i) \rfloor)$$

We now define G as follows,

$$V := V_{\mathcal{P}} \cup V_S \cup \cup_{h \in \mathcal{H}} V_S^h \cup \{s, t\}, E := E_{\mathcal{P}} \cup E_S \cup \cup_{h \in \mathcal{H}} E^h \cup E_t$$

Combining Lemma C.2, and 5.3 we can conclude that, there exists an integral solution X such that the cost of the solution is at most 3OPT_{RF} for any feasible solution x to the LP (4-7) since $x_{i,j} = 0$ for any $d(i, j) > 3\text{OPT}_{\text{RF}}$. \square

Proof of Lemma 5.3. Since the MAXFLOW network $F(x)$ for any given x and instance \mathcal{I} has integral capacities, and demands, we can say that there exists an integral flow f . Therefore, we can construct the rounded solution X to the clustering instance as follows : for each $i \in S, j \in \mathcal{P}_h$,

$$X_{i,j} = f_e, e = (v_j, v_{i,h}), \text{ where } v_j \in V_{\mathcal{P}}^h, v_{i,h} \in V_S^h.$$

Since the flow f is integral, this gives us an integral assignment of all points $j \in \mathcal{P}$ to centers S .

The last inequality is due to the fact that cost of the MAXFLOW integral flow is at most any feasible flow in the network. Moreover, each vertex $v \in V_S$ has a demand of $\lfloor y(i) \rfloor$ i.e., at least $\lfloor y(i) \rfloor$ number of points that are assigned to it, and the outgoing flow of v is at most 1, therefore, we can say that

$$\lfloor y(i) \rfloor + 1 \geq |C_i| \geq \lfloor y(i) \rfloor, \quad \forall i \in S.$$

Similarly, each vertex $v \in V_S^h$ has a demand of $\lfloor y(i, h) \rfloor$, and an outgoing flow of at most 1 unit, therefore, we can say that center i gets at least $\lfloor y(i, h) \rfloor$ points of color h ,

$$\lfloor y(i, h) \rfloor + 1 \geq |C_i| \geq \lfloor y(i, h) \rfloor, i \in S, h \in \mathcal{H}.$$

Therefore, based on the rounding algorithm MINCOSTNETWORKROUND, we can say that the following holds,

$$\sum_{j \in \mathcal{P}} x_{i,j}^* - 1 \leq |C_i| = \sum_{j \in \mathcal{P}} X_{i,j} \leq \sum_{j \in \mathcal{P}} x_{i,j}^* + 1, \forall i \in S \quad (18)$$

$$\sum_{j \in \mathcal{P}^h} x_{i,j}^* - 1 \leq |C_{i,h}| = \sum_{j \in \mathcal{P}^h} X_{i,j} \leq \sum_{j \in \mathcal{P}^h} x_{i,j}^* + 1, \forall i, h \quad (19)$$

□

Lemma C.2. *For every feasible solution x to satisfying Equation (4)-Equation (7), there exists a valid flow circulation in the corresponding MAXFLOW.*

Proof. Let the corresponding MAXFLOW flow network corresponding to a feasible solution x be $F(x)$ where $F(x)$ is constructed as shown in Figure 7. Notice that x induces a feasible flow to $F(x)$, where flow on each edge is defined as follows,

1. The flow on each of the edges $e \in E_{\mathcal{P}}$ is given by $f_e = 1$, and for each of the edges $e = (v_j, v_{i,h}) \in E^h$ is given by $f_e = x_{i,j}$. Therefore, flow is conserved at vertex s , and for each vertex $j \in V_{\mathcal{P}}^h$ and group $h \in \mathcal{H}$,

$$f_{\text{in}}(j) = 1 = \sum_{i \in V_S^h} x_{i,j} = f_{\text{out}}(j) = \sum_{i \in S} x_{i,j} = 1.$$

2. The flow between the edges of V_S^h and V_S is given by $f_e = y(i, h) - \lfloor y(i, h) \rfloor$ for each $e = (v_{i,h}, v_i), v_{i,h} \in V_S^h, v_i \in V_S$. Hence, we can say that for each vertex $v \in V_S^h$ the flow is conserved i.e.,

$$f_{\text{in}}(v) + d_v = \sum_{j: j \in \mathcal{P}_h} x_{i,j} + d_v = y(i, h) - \lfloor y(i, h) \rfloor = f_{\text{out}}(v).$$

3. The flow between the edges of V_S and t is given by $f_e = y(i) - \lfloor y(i) \rfloor$. Flow conservation at vertices $v \in V_S$ is given by,

$$\begin{aligned} f_{\text{in}}(v) &= \sum_{h \in \mathcal{H}} y(i, h) - \sum_{h \in \mathcal{H}} \lfloor y(i, h) \rfloor + d_v \\ &= y(i) - \sum_{h \in \mathcal{H}} \lfloor y(i, h) \rfloor - Y(i) \\ &= y(i) - \lfloor y(i) \rfloor = f_{\text{out}}(v) \end{aligned}$$

□

D More Discussion About Probabilistic Fair Clustering [15]

We provide an example to show the drawbacks of the probabilistic model of group uncertainty introduced in Esmaeili et al. [15]. Their theoretical guarantees for robust fair clustering only guarantee to satisfy the fairness constraints in expectation. However, the realizations can be arbitrarily unfair. We illustrate this using an example. Consider a set of 14 points as shown in the Figure 5 where each point is assigned to either the red or blue group, each with a probability of $1/2$. Any clustering of these points is fair in expectation. However individual realizations can be unfair. Specifically, since the joint probability distribution is not known (in fact, it is not incorporated at all in the probabilistic model of Esmaeili et al. [15]) the realizations could be as shown in the figure where all points in a cluster take on the same color simultaneously in a realization. This shows that the probabilistic model may return clusters that can be fair (proportional) in expectation but completely unfair (unproportional) in realization.

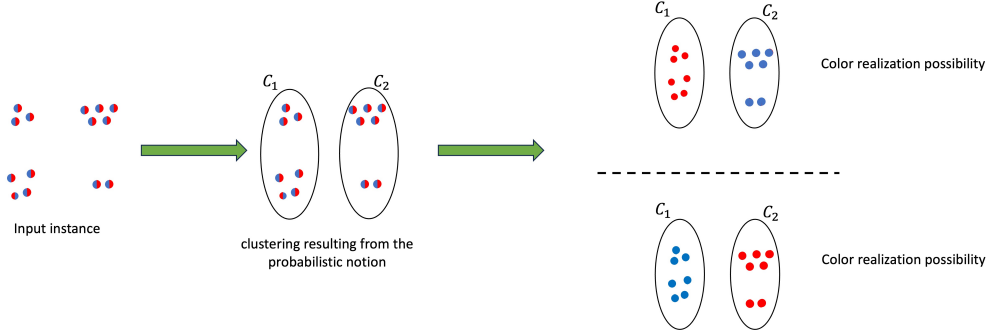


Figure 5: An instance of FAIRCLUSTERING with 14 points where each point has the probabilities $p_j^{\text{red}} = p_j^{\text{blue}} = \frac{1}{2}$. Here p_j^{red} and p_j^{blue} $\forall j \in \mathcal{P}$ denote the probability that point j belong to red and blue groups respectively. Note how the probabilistic fair clustering satisfies fairness in expectation. However, the two realizations shown demonstrate that color proportionality can be completely violated.

E Useful Facts and Lemmas

Fact E.1. For any positive real numbers a_1, a_2, \dots, a_n and b_1, b_2, \dots, b_n , the following holds

$$\min_{i \in [n]} \frac{a_i}{b_i} \leq \frac{a_1 + a_2 + \dots + a_n}{b_1 + b_2 + \dots + b_n} \leq \max_{i \in [n]} \frac{a_i}{b_i} \quad (20)$$

Proof. Let $\tau_{\max} = \max_{i \in [n]} \frac{a_i}{b_i}$, therefore we have

$$\frac{a_1 + a_2 + \dots + a_n}{b_1 + b_2 + \dots + b_n} \leq \frac{\tau_{\max}(b_1 + b_2 + \dots + b_n)}{b_1 + b_2 + \dots + b_n} = \tau_{\max}$$

The lower bound can be proved similarly. □

F Additional Details on our Experimental Setup & Experimental Results

We describe additional details about libraries and hardware used in Section F.1, and provide additional experimental runs varying parameters in Section F.2.

Evaluation Metrics Fairness violations are computed in one of two ways. For robust and deterministic we report the fairness violation as in (3) in excess of T . For probabilistic clustering, the error model is different. Here, each point's color is correct with some probability p_{acc} , which we fix to $1 - m$ thus corrupting the same fraction of points m , in expectation. We will illustrate that simply taking the marginals p_{acc} into account is far from sufficient to guarantee a fair clustering after label realizations. This is because there may be significant correlations in the points' label corruptions resulting in large shifts in the color representation in any given cluster. To this end we consider the following simple scenario which respects the marginals and induces positive correlation in different

points’ label errors: for each pair of color and cluster, sample $X \sim \text{Ber}(p_{acc})$ and simultaneously flip all color labels if and only if $X = 1$ to an alternate color c' sampled uniformly at random. If $X = 0$, then do nothing.

F.1 Experimental Setup

The experiments are run on Python 3.6.15 on a commodity laptop with a Ryzen 7 5800U and 16GB of RAM. The linear program (LP) in the algorithms are solved using CPLEX 12.8.0.0 and flow problems are solved using NetworkX [19] 2.5.1. In total, we solve $3 \times 20 + 3 \times 2 = 66$ fair clustering instances (60 robust clustering instances, 3 probabilistic, and 3 deterministic) in 78 minutes. The associated LPs are solved using CPLEX [30] 12.8.0.0. Our code implementation builds on the code of [13].

F.2 Additional Experimental Results

Like before, the baselines’ lines intersect because $p_{acc} \approx 1$ suggests that similar clustering assignments can solve both instances. We do not check the probabilistic baseline on **Census1990**, which has 3 colors, because the main result of [15] applies to the 2-color setting. We further make a note that for all the plots, the fairness violations plotted never exceed $2/m_{out}$, which is our theoretical guarantee. For example, when $m = 0.005$ then $2/m_{out} = 2/(0.005 \cdot 6000) = .06$ for BAE and BAPE.

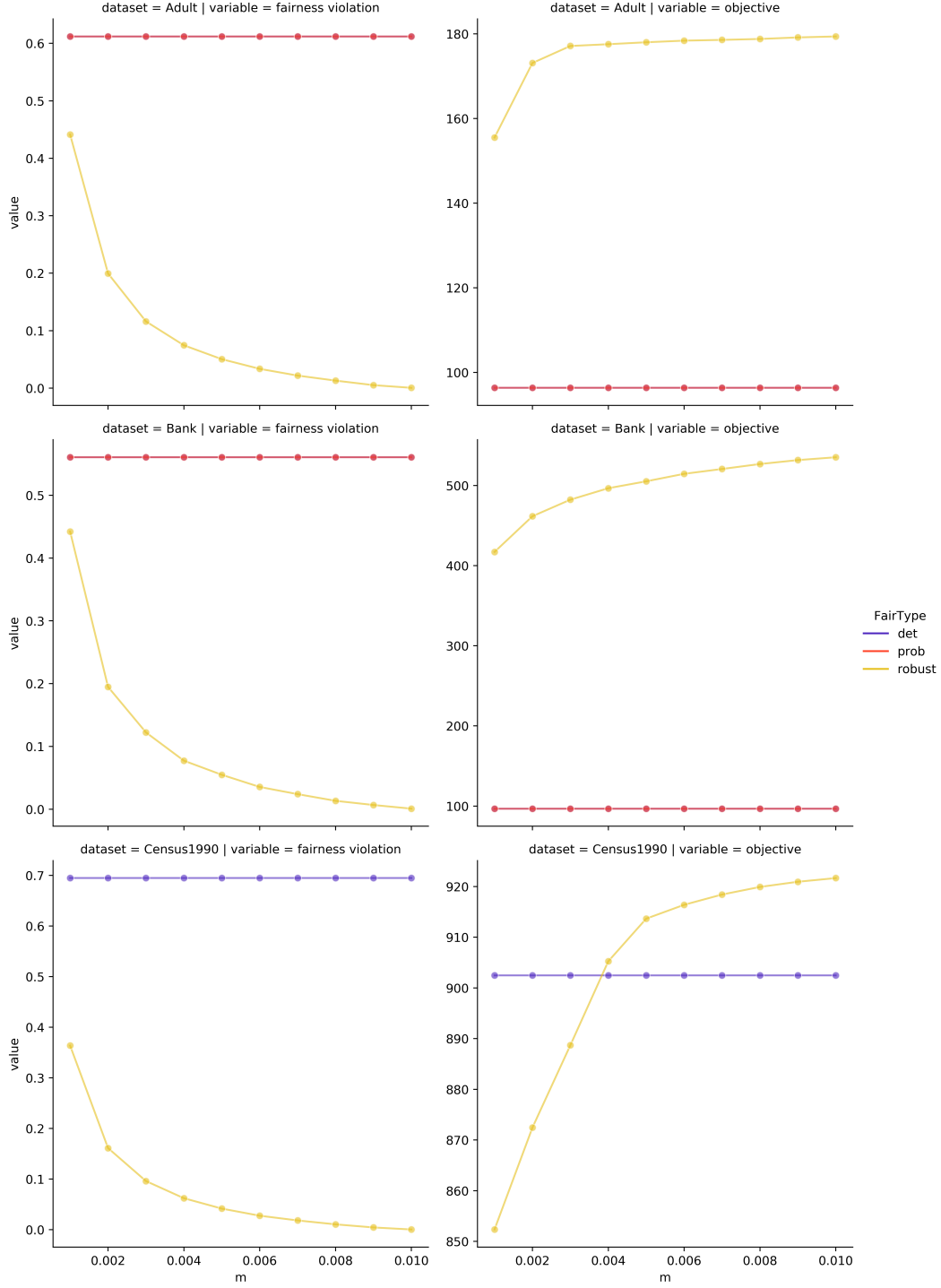


Figure 6: Experiments varying m on all three datasets. Note it is possible for the robust algorithm to outperform the baselines' objective due to the presence of T which loosens the fairness constraints.

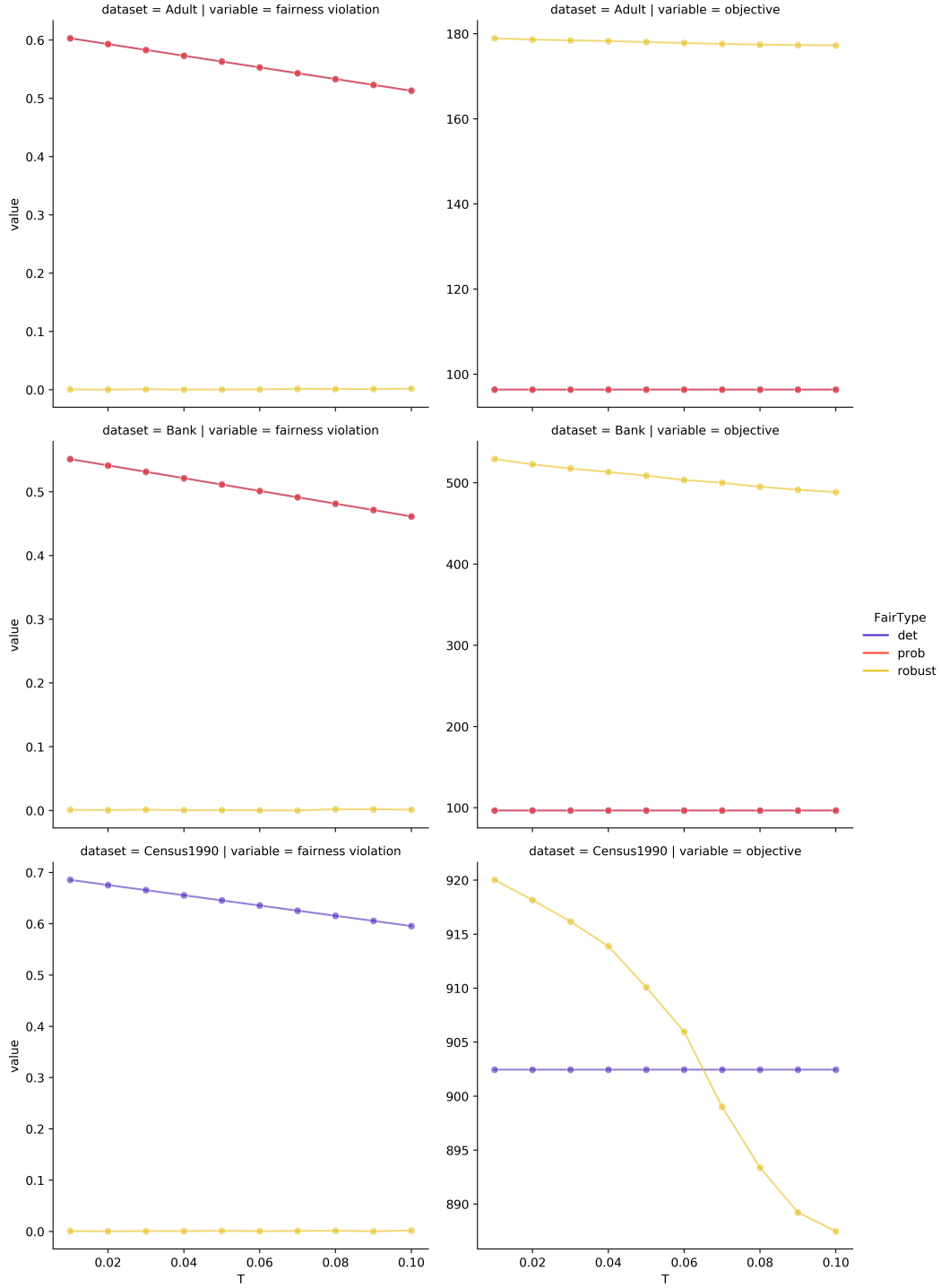


Figure 7: Experiments varying T on all three datasets. Note it is possible for the robust algorithm to outperform the baselines' objective due to the presence of T which loosens the fairness constraints.