

TETSPHERE SPLATTING: REPRESENTING HIGH-QUALITY GEOMETRY WITH LAGRANGIAN VOLUMETRIC MESHES

Minghao Guo*, Bohan Wang*, Kaiming He, Wojciech Matusik
MIT CSAIL

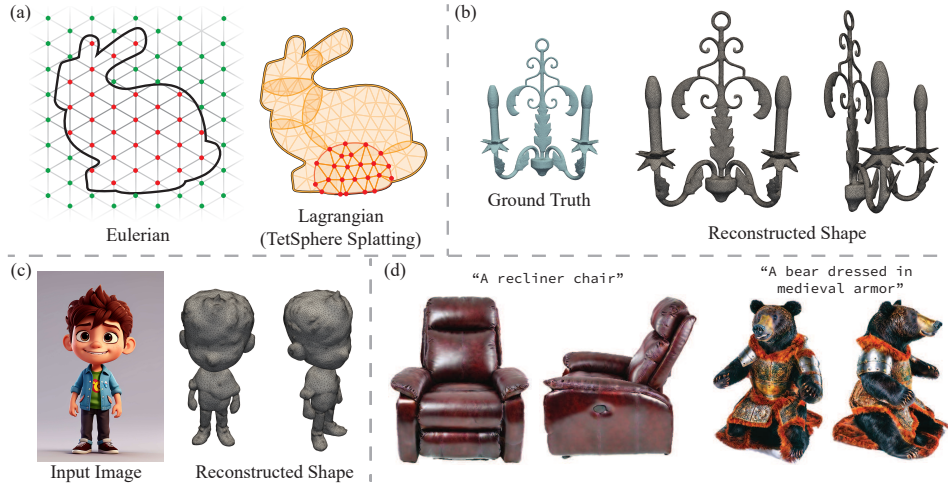


Figure 1: (a) Eulerian vs. Lagrangian geometry representations: Compared to Eulerian methods that rely on a fixed grid, TetSphere splatting, a Lagrangian method, uses a set of volumetric tetrahedral spheres that deform to represent the geometry. TetSphere splatting supports applications such as reconstruction, image-to-3D, and text-to-3D generation (b-d).

ABSTRACT

We introduce TetSphere Splatting, a Lagrangian geometry representation designed for high-quality 3D shape modeling. TetSphere splatting leverages an underused yet powerful geometric primitive – volumetric tetrahedral meshes. It represents 3D shapes by deforming a collection of tetrahedral spheres, with geometric regularizations and constraints that effectively resolve common mesh issues such as irregular triangles, non-manifoldness, and floating artifacts. Experimental results on multi-view and single-view reconstruction highlight TetSphere splatting’s superior mesh quality while maintaining competitive reconstruction accuracy compared to state-of-the-art methods. Additionally, TetSphere splatting demonstrates versatility by seamlessly integrating into generative modeling tasks, such as image-to-3D and text-to-3D generation.

1 INTRODUCTION

Accurate 3D shape modeling is critical for many real-world applications. Recent advancements in reconstruction (Mildenhall et al., 2020; Wang et al., 2021; Kerbl et al., 2023), generative modeling (Poole et al., 2022; Liu et al., 2023c;e; Long et al., 2023), and inverse rendering (Mehta et al., 2022; Nicolet et al., 2021) have significantly improved the geometric precision and visual quality of 3D shapes, pushing the boundaries of automatic digital asset generation.

*Both authors contributed equally to this research.

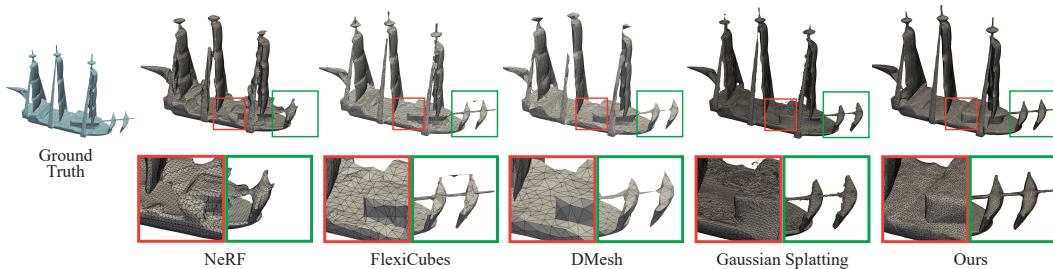


Figure 2: Visual comparison of mesh quality across widely used shape representations, including NeRF (Mildenhall et al., 2020), FlexiCubes (Shen et al., 2023b) (Eulerian), DMesh (Son et al., 2024), and Gaussian Splatting (Huang et al., 2024) (Lagrangian). These methods exhibit mesh quality issues, such as irregular or degenerated triangles, non-manifoldness, and floating artifacts. Our method demonstrates uniform surface triangles, improved mesh quality, and structure integrity.

Central to these advancements are geometry representations, which can be broadly categorized into two types: *Eulerian* and *Lagrangian* representations. *Eulerian* representations describe a geometry on a set of pre-defined, fixed coordinates in 3D world space, where each coordinate position is associated with properties, such as occupancy within the volume or distance from the surface. Widely used Eulerian representations include neural networks that take *continuous* spatial coordinates as input to model density fields (Mildenhall et al., 2020) or signed distance functions (Wang et al., 2021; Mehta et al., 2022), as well as deformable grids that use *discrete* coordinates, with signed distance values defined at grid vertices (Shen et al., 2021; Gao et al., 2022; Shen et al., 2023b). Despite their popularity, Eulerian representations face a trade-off between computational complexity and geometry quality: Capturing intricate geometric details of the shape requires either a high-capacity neural network or a high-resolution grid, both of which are computationally expensive to optimize in terms of time and memory. This trade-off often limits Eulerian representations when modeling thin, slender structures, as their pre-defined resolution is often insufficient to capture fine details.

Recently, there has been a growing shift in the community towards *Lagrangian* representations, which are typically more computationally efficient than Eulerian methods (Kerbl et al., 2023; Guédon & Lepetit, 2024; Huang et al., 2024; Son et al., 2024; Chen et al., 2024). Lagrangian representations describe a 3D shape by tracking the movement of a set of geometry primitives in 3D world space. These geometry primitives can be adaptively positioned based on the local geometry of the shape, typically requiring fewer computational resources than Eulerian methods, especially when modeling shapes with fine geometric details. An illustrative comparison between Eulerian and Lagrangian geometry representation is shown in Fig. 1 (a). Two of the most commonly used Lagrangian primitives are 3D Gaussians (Kerbl et al., 2023), which represent geometry using point clouds, and surface triangles (Son et al., 2024; Chen et al., 2024), which are coupled with their connectivity to form surface meshes. While these Lagrangian representations are favored for their computational efficiency, they often struggle with poor *mesh quality* due to their reliance on tracking individual points or triangles, which can lack overall structural coherence. For instance, Gaussian point clouds can move freely in space, often resulting in noisy meshes, while surface triangles, when coupled with connectivity, can form non-manifold surfaces or irregular, and sometimes degenerated, triangles. The resulting geometry, exhibiting these geometric issues, is unsuitable for downstream tasks such as rendering and simulation, where high-quality meshes are crucial for high fidelity.

To address these challenges, we propose a novel Lagrangian geometry representation, *TetSphere Splatting*, designed to construct geometry with an emphasis on producing high-quality meshes. Our key insights stem from the fact that existing Lagrangian primitives are too fine-grained to ensure high-quality meshes. Mesh quality depends not only on individual primitives but also on their interactions: For example, the absence of irregular or degenerated triangles relies on the proper alignment of primitives, while manifoldness depends on how well they are connected. Our representation uses volumetric tetrahedral spheres, termed *TetSphere*, as geometric primitives. Unlike existing primitives that are individual points or triangles, each *TetSphere* is a volumetric sphere composed of a set of points connected through tetrahedralization. Initialized as a uniform sphere, each *TetSphere* can be deformed into complex shapes. Together, a collection of these deformed *TetSpheres* represents a 3D shape, which is in line with the Lagrangian approach. This more structured primitive allows geometric regularization and constraints to be imposed among points within each *TetSphere*, ensuring

mesh quality is maintained throughout deformation. The volumetric nature of TetSpheres also establishes a cohesive arrangement of points throughout the volume, ensuring structural integrity and effectively reducing common surface mesh issues such as irregular triangles or non-manifoldness.

We further present a computational framework for TetSphere splatting. Similar to Gaussian splatting (Kerbl et al., 2023), our method “splats” TetSpheres to conform to the target shape. We formulate the deformation of TetSphere as a geometric energy optimization problem, consisting of differentiable rendering loss, bi-harmonic energy of the deformation gradient field, and non-inversion constraints, all effectively solvable via gradient descent. For evaluation, we conduct quantitative comparisons on two tasks to assess the geometry quality: multi-view and single-view reconstruction. In addition to the commonly used metrics for evaluating reconstruction accuracy, we introduce three metrics to evaluate mesh quality, focusing on key aspects of 3D model usability: surface triangles uniformity, manifoldness, and structural integrity. Compared to state-of-the-art methods, TetSphere splatting demonstrates superior mesh quality while maintaining competitive performance on other metrics. Furthermore, as demonstrations of its versatility, we showcase TetSphere splatting’s utility in downstream applications of 3D shape generation from both single images and text.

2 RELATED WORK

Eulerian and Lagrangian geometry representations. The differentiation between Eulerian and Lagrangian representations originates from computational fluid dynamics (Chung, 2002) but extends more broadly into computational geometry and physics. Using fluid simulation as an analogy, an Eulerian view would analyze fluid presence at fixed points in space, whereas a Lagrangian perspective follows specific fluid particles. Neural implicit representations, such as DeepSDF (Park et al., 2019), NeRF (Mildenhall et al., 2021), and InstantNGP (Müller et al., 2022b), are modern adaptations of Eulerian concepts, processing 3D positions as inputs to neural networks. These methods theoretically allow for infinite resolution through NN-based parameterization but can result in slow optimization speeds due to NN training. Beyond implicit ones, explicit or hybrid Eulerian representations, such as DMTet (Shen et al., 2021), DefTet (Gao et al., 2020), and TetGAN (Yang et al., 2019), incorporate explicit irregular grids but can still cause substantial memory usage for high-resolution shapes. Gaussian splatting (Tang et al., 2023b) exemplifies a Lagrangian approach by moving Gaussian point clouds in space. Surface triangles (Son et al., 2024; Chen et al., 2024) are another common example of a Lagrangian approach, frequently used in mesh-based representations. The surface of a 3D object is discretized into a collection of connected triangular elements, which are tracked individually. Our proposed TetSphere is an explicit Lagrangian representation, which can be viewed as introducing explicit constraints among points due to tetrahedral meshing, with enhanced mesh quality.

3D object reconstruction. 3D reconstruction is an inherently ill-posed problem, and extensive research has been dedicated to addressing it (Fu et al., 2021; Fahim et al., 2021). Early approaches utilized a combination of 2D image encoders and 3D decoders trained on 3D data with both explicit representations, including voxels (Chen & Zhang, 2019; Xie et al., 2019; 2020), meshes (Wang et al., 2018; Gkioxari et al., 2019), and point clouds (Mandikal et al., 2018; Groueix et al., 2018), and implicit representations such as NeRF (Yu et al., 2020; Jang & Agapito, 2021; Müller et al., 2022a), SDF (Park et al., 2019; Mittal et al., 2022; Xu et al., 2019), and occupancy networks (Mescheder et al., 2019; Bian et al., 2021). Recently, an active research direction has been leveraging 2D generative models for 3D reconstruction, including the use of SDS and supplementary losses (Lin et al., 2023; Sun et al., 2023; Liu et al., 2023c; Melas-Kyriazi et al., 2023; Shen et al., 2023a; Xu et al., 2022; Gu et al., 2023; Deng et al., 2022). Alternative approaches train view-conditioned 2D diffusion models to directly produce multi-view images for 3D reconstruction (Liu et al., 2023c;b; Chan et al., 2023; Tang et al., 2023d; 2024b; Long et al., 2023). The recent introduction of large-scale 3D dataset propelled feed-forward large reconstruction models (Hong et al., 2023b; Wang et al., 2023b; Xu et al., 2023; Weng et al., 2024; Tang et al., 2024a; He & Wang, 2023; Tochilkin et al., 2024; Wei et al., 2024; Zhang et al., 2024; Xu et al., 2024). Their feed-forward inference accelerates the speed of 3D reconstruction, but often at a sacrifice of relatively low resolution and geometry quality.

Our method also relates to text-to-3D content generation as it is one of the applications of TetSphere splatting. We leave a detailed discussion on these related works to Appendix F.

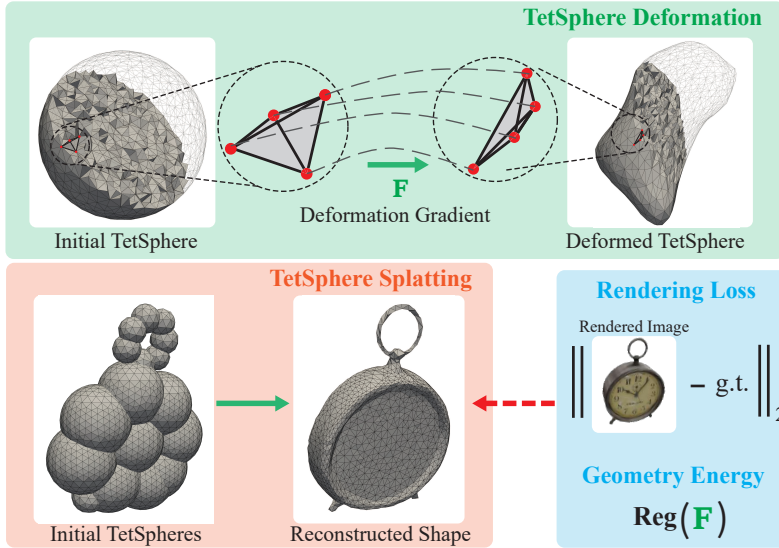


Figure 3: Overall pipeline: TetSphere splatting represents a 3D shape using a collection of TetSpheres. Each TetSphere is a tetrahedral sphere that can be deformed from its initial uniform state through deformation gradient. The deformation process is optimized by minimizing rendering loss and geometric energy terms.

3 TETSPHERE SPLATTING

We use tetrahedral spheres as our primitive of choice. Unlike point clouds, tetrahedral meshes enforce structured local connectivity between points owing to tetrahedralization. This preserves the geometric integrity of the 3D shape and also enhances the surface quality by imposing geometric regularization across the entire mesh interior. We formulate the reconstruction of shapes through TetSphere splatting as a deformation of tetrahedron spheres. Starting from a set of tetrahedral spheres, we adjust the positions of their vertices to align the rendered images of these meshes with the corresponding target multi-view images. Vertex movement is constrained by two geometric regularizations on the tetrahedral meshes, derived from the field of geometry processing (Bærentzen et al., 2012). These regularizations, which penalize the non-smooth deformation (via bi-harmonic energy) and prevent the inversion of mesh elements (via local injectivity), have proven effective in ensuring that the resulting tetrahedral meshes are of superior quality and maintain structural integrity. Fig. 3 illustrates the overall pipeline.

3.1 TETRAHEDRAL SPHERE PRIMITIVE

The primitive of TetSphere splatting is a tetrahedralized sphere, called *TetSphere*, with N vertices and T tetrahedra. By applying principles from the Finite Element Method (FEM) (Sifakis & Barbic, 2012), the mesh of each sphere is composed of tetrahedral elements, with each tetrahedron constituting a 3D discrete piecewise linear volumetric entity. We denote the position vector of all vertices of the i -th deformed sphere mesh as $x_i \in \mathbb{R}^{3N}$. The deformation gradient of the j -th tetrahedron in the i -th sphere is denoted as $\mathbf{F}_x^{(i,j)} \in \mathbb{R}^{3 \times 3}$, which quantitatively describes how each tetrahedron’s shape transforms (Sifakis & Barbic, 2012). Essentially, the deformation gradient $\mathbf{F}_x^{(i,j)}$ serves as a measure of the spatial changes a tetrahedron undergoes from its original configuration to its deformed state. Refer to Fig. 3 for a visual explanation and Appendix B for an in-depth derivation.

Rather than using a single sphere, our representation employs a collection of spheres to accurately represent arbitrary shapes. Consequently, the complete shape is the union of all spheres. By adopting multiple spheres, this approach ensures that each local region of a shape is detailed independently, enabling a highly accurate representation. Moreover, it allows for the representation of shapes with arbitrary topologies. Such a claim is theoretically guaranteed by the paracompactness property of manifold shapes (James, 2000).

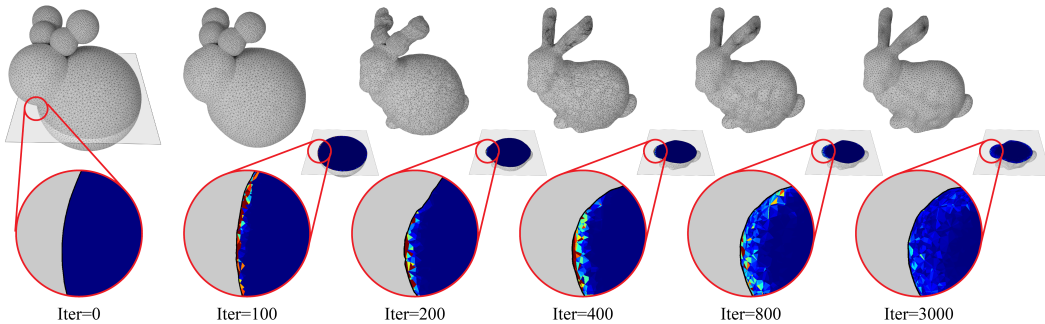


Figure 4: TetSphere splatting with deforming tetrahedral spheres. Color-coded regions represent the bi-harmonic energy values (red: high, blue: low) across tetrahedra, one of the geometric regularizations employed in our deformation optimization process.

Using tetrahedral spheres offers several technical benefits compared with prevalent representations for object reconstruction, as demonstrated in Fig. 2:

- Compared to neural representations (e.g., NeRF), our tetrahedral representation does not rely on neural networks, thus inherently accelerating the optimization process.
- Compared to Eulerian representations (such as DMTet), our approach entirely avoids the need for iso-surface extraction – an operation that often degrades mesh quality owing to the predetermined resolution of the grid space.
- Compared to other Lagrangian representations, such as Gaussian point clouds and triangle meshes, our method offers a volumetric representation through the use of tetrahedral meshes. Each tetrahedron imposes constraints among vertices, leading to superior mesh quality.

3.2 TETSPHERE SPLATTING AS SHAPE DEFORMATION

To reconstruct the geometry of the target object, we deform the initial TetSpheres by changing their vertex positions. Two primary goals govern this process: ensuring the deformed TetSpheres align with the input multi-view images and maintaining high mesh quality that adheres to necessary geometry constraints. Fig. 4 illustrates the iterative process of TetSphere splatting.

To maintain the mesh quality, we leverage bi-harmonic energy – defined in the literature on geometry processing (Botsch & Sorkine, 2007) as an energy quantifying smoothness throughout a field – to the deformation gradient field. This geometric regularization ensures the smoothness of the deformation gradient field across the deformation process, thus preventing irregular mesh or bumpy surfaces. It is important to highlight that this bi-harmonic regularization does *not* lead to over-smoothness of the final result. This is because the energy targets the deformation gradient field, which measures the *relative* changes in vertex positions, rather than the *absolute* positions themselves. Such an approach allows for the preservation of sharp local geometric details, akin to techniques used in physical simulations (Wen et al., 2023). Furthermore, we introduce a geometric constraint to guarantee local injectivity in all deformed elements (Schüller et al., 2013). This ensures that the elements maintain their orientation during the deformation, avoiding inversions or inside-out configurations. This constraint can be mathematically expressed as $\det(\mathbf{F}_x^{(i,j)}) > 0$. Importantly, these two terms – bi-harmonic energy for smoothness and local injectivity for element orientation – are universally applicable to any tetrahedral meshes, stemming from their fundamental basis in geometry processing (Bærentzen et al., 2012).

Let $\mathbf{x} = [x_1, \dots, x_M] \in \mathbb{R}^{3NM}$ denote the positions of vertices across all M TetSpheres, and $\mathbf{F}_x \in \mathbb{R}^{9MT} = [\text{vec}(\mathbf{F}_x^{(1,1)}), \dots, \text{vec}(\mathbf{F}_x^{(M,T)})]$ denote the flattened deformation gradient fields of all TetSpheres. In the bi-harmonic energy, the Laplacian matrix is defined based on the connectivity of the tetrahedron faces, denoted as $\mathbf{L} \in \mathbb{R}^{9MT \times 9MT}$. This matrix is block symmetric, where each block $\mathbf{L}_{pq} \in \mathbb{R}^{9 \times 9}$, $p \neq q$ is set to a negative identity matrix $-I$ if the p -th and q -th tetrahedron shares a common triangle; or kI for \mathbf{L}_{pp} , where k is the number of neighbors of the p -th tetrahedron.

The deformation of the TetSpheres is formulated as an optimization problem:

$$\begin{aligned} \min_{\mathbf{x}} \quad & \Phi(R(\mathbf{x})) + \|\mathbf{LF}_{\mathbf{x}}\|_2^2 \\ \text{s.t.} \quad & \det(\mathbf{F}_{\mathbf{x}}^{(i,j)}) > 0, \forall i \in \{1, \dots, M\}, j \in \{1, \dots, T\}, \end{aligned} \quad (1)$$

where $R(\cdot)$ is the rendering function, $\Phi(\cdot)$ is the rendering loss matching the union of deformed tetrahedral spheres with the input images. The second term regulates the bi-harmonic energy across the deformation gradient field. The non-inversion constraint ensures that tetrahedra maintain their orientation. To manage this constrained optimization, we reformulate it by incorporating the non-inversion hard constraint as a soft penalty term into the objective,

$$\min_{\mathbf{x}} \quad \Phi(R(\mathbf{x})) + w_1 \|\mathbf{LF}_{\mathbf{x}}\|_2^2 + w_2 \sum_{i,j} (\min\{0, \det(\mathbf{F}_{\mathbf{x}}^{(i,j)})\})^2, \quad (2)$$

allowing for optimization via standard gradient descent solvers.

In the proposed optimization framework, three considerations have been outlined. 1) The adaptive loss function $\Phi(\cdot)$, designed to be flexible, supports a variety of metrics, including l_1 for color images, MSE for depth images, and cosine embedding loss for normal images. These losses can all be optimized using gradients provided by differentiable renderers, such as mesh rasterizers (Laine et al., 2020). 2) Given that the tetrahedron is a linear element, the deformation gradient $\mathbf{F}_{\mathbf{x}}^{(i,j)}$ is a linear function of \mathbf{x} , making the bi-harmonic energy a quadratic term. 3) The weights w_1 and w_2 are dynamically adjusted using a cosine scheduler. We provide details of the scheduler’s hyperparameters in Appendix E.

4 TETSPHERE INITIALIZATION AND TEXTURE OPTIMIZATION

TetSphere initialization. Given multi-view images as inputs, we select feature points to initialize the 3D center positions of the TetSpheres. We aim to achieve a uniform distribution of these TetSpheres within the object, ensuring comprehensive coverage of the silhouette depicted in the multi-view images.

We introduce an algorithm, silhouette coverage, inspired by Coverage Axis (Dou et al., 2022) to select initial centers of TetSpheres for an arbitrary shape automatically. This process begins with constructing a coarse voxel grid and initially assigning a zero value to each voxel. By projecting these voxels into the image spaces using the same camera poses as the input multi-view images, voxels within the foreground of all images are marked with a value of 1. These voxel positions are identified as candidate positions of TetSphere centers. From these marked positions, the objective is to pick a minimal subset of candidates to ensure that all candidates are fully encapsulated by TetSpheres and centered on these points. This involves placing uniform spheres with varying radius values at all candidate points and choosing a minimal subset that collectively covers all the candidate points. We formulate a linear programming problem to perform the selection efficiently. The detailed formulation is provided in Appendix C. In our implementation, with a voxel grid resolution 300×300 and $n = 20$, the whole TetSphere initialization completes in ~ 1 minute on average.

Texture optimization. While the primary purpose of TetSphere splatting is to represent high-quality geometry, its explicit structure allows textures and materials to be directly applied to the surface vertices and faces of the TetSpheres. A key advantage of TetSphere splatting is that the deformation of tetrahedral spheres preserves the surface topology, enabling the seamless integration of advanced material models, such as Disney’s principled BRDF (Burley & Studios, 2012), in physically-based rendering for applications like text-to-3D generation. However, it is important to note that texture optimization is an optional feature of our representation and does not serve as the main focus of our comparisons. The primary objective of TetSphere splatting remains the accurate representation of geometry, with textures and materials being secondary enhancements. Further details are provided in Appendix D.

5 EXPERIMENTS AND RESULTS

We provide detailed quantitative evaluations on 3D reconstruction from both multi-view and single-view images to demonstrate the effectiveness of TetSphere. Additionally, we showcase TetSphere’s

Table 1: Multi-View reconstruction results: Evaluating reconstruction accuracy with Chamfer Distance (Cham.) and Volume IoU, alongside mesh quality metrics: Area-Length Ratio (ALR), Manifoldness Rate (MR), and Connected Component Discrepancy (CC Diff.). For additional results on other metrics, please refer to Table 4 in Appendix A.1.

Method	Geo. Rep.	Cham. ↓	Vol. IoU ↑	ALR ↑	MR(%) ↑	CC Diff. ↓
NIE	Eulerian	0.0254	0.1863	0.0273	72.3	7.0
FlexiCubes	Eulerian	0.0247	0.5887	0.0722	45.5	201.3
2DGS	Lagrangian	0.0322	0.4923	0.0209	27.3	25.1
DMesh	Lagrangian	0.0136	0.5616	0.1193	9.09	3.75
Ours	Lagrangian	0.0184	0.6844	0.6602	100	0.0

versatility through case studies on image-to-3D and text-to-3D shape generation. We further analyze the effect of energy coefficients and offer a comparative study on computational costs, particularly focusing on GPU requirements and memory usage for image-to-3D generation with SDS loss, where existing methods struggle with high computational demands.

5.1 IMPLEMENTATION DETAILS

Our implementation of the TetSphere initialization algorithm is developed in C++ and uses the Gurobi linear programming solver. The optimization of geometric energies is implemented using CUDA as a PyTorch extension to enhance computational efficiency. 1) For multi-view reconstruction, we render multi-view RGBA and depth images of the ground truth shape as the input of TetSphere splatting. The optimization objective $\Phi(\cdot)$ includes both rendering loss (MSE on the alpha mask) and depth loss, following (Son et al., 2024). 2) For single-view reconstruction, we use Wonder3d (Long et al., 2023) to generate six multi-view images with predefined camera poses. The optimization objective $\Phi(\cdot)$ includes rendering loss l_1 norm on tone-mapped color and MSE on the alpha mask and normal loss (cosine loss on normals), following (Munkberg et al., 2022). The implementation details for the two applications are described in Appendix E. To enhance robustness and efficiency, we apply a cosine scheduler to scale the coefficients of the geometry loss, formulated as $\eta = 4^{\sin(\frac{t\pi}{2n})}$, where t denotes the current iteration and T represents the total number of iterations.

5.2 BASELINES AND EVALUATION PROTOCOL

Baselines. For multi-view reconstruction, we quantitatively compare our method with state-of-the-art geometry representations: Neural Implicit Evolution (NIE) (Mehta et al., 2022), FlexiCubes (Shen et al., 2023b), 2DGS (Huang et al., 2024), and DMesh (Son et al., 2024). The first two are Eulerian representations, whereas the latter two are Lagrangian representations. For single-view reconstruction, we quantitatively compare with several state-of-the-art methods: Magic123 (Qian et al., 2023), One-2-3-45 (Liu et al., 2023a), SyncDreamer (Liu et al., 2023e), Wonder3d (Long et al., 2023), Open-LRM (Hong et al., 2023b; He & Wang, 2023), and DreamGaussian (Tang et al., 2023a). DreamGaussian is the only Lagrangian representation, as the field of single-view reconstruction is largely dominated by Eulerian methods. For all baselines, we follow their original implementations and use their publicly available codebase to get the results in this paper.

Evaluation datasets. For multi-view reconstruction, we follow Son et al. (2024) and use four closed-surface models from the Thingi32 dataset (Zhou & Jacobson, 2016), four open-surface models from the DeepFashion3D dataset (Heming et al., 2020), and three additional models with both closed and open surfaces from the Objaverse dataset (Deitke et al., 2023) and Adobe Stock. We also add the challenging sorter shape from Google Scanned Objects (GSO) dataset (Downs et al., 2022) as it features slender structures. For single-view reconstruction, following prior research (Liu et al., 2023d; Long et al., 2023), we use the GSO dataset for our evaluation, which covers a broad range of everyday objects. The evaluation dataset aligns with those used by SyncDreamer and Wonder3D, featuring 30 diverse objects ranging from household items to animals.

Metrics. To assess the accuracy of the reconstruction, we use two commonly used metrics: Chamfer Distance (Cham.) and Volume IoU (Vol. IoU), comparing the ground-truth shapes with the reconstructed ones. Following established practices, we use the rigid Iterative Closest Point (ICP)




Figure 5: Qualitative results on multi-view reconstruction, with surface mesh visualizations and rendered normal maps. Our method excels over baseline methods regarding mesh quality, less bumpy surface, correct surface orientation, and accurately capturing slender and thin structures.

algorithm to align the generated shapes with their ground-truth counterparts before metric calculation. For multi-view reconstruction, we also report F-Score, Normal Consistency, Edge Chamfer Distance, and Edge F-Score to the ground truth mesh following prior research (Shen et al., 2023b; Son et al., 2024).

While these metrics effectively measure the reconstruction accuracy, they fail to evaluate mesh quality. We use three additional metrics to assess the geometry quality of the reconstructed shapes: 1) **Area-length Ratio (ALR)**: This metric computes the average ratio of a triangle’s area to its perimeter.

Table 2: Single-View reconstruction results on the GSO Dataset: Evaluating reconstruction accuracy with Chamfer Distance (Cham.) and Volume IoU, alongside mesh quality metrics: Area-Length Ratio (ALR), Manifoldness Rate (MR), and Connected Component Discrepancy (CC Diff.).

Method	Geo. Rep.	Cham. ↓	Vol. IoU ↑	ALR ↑	MR(%) ↑	CC Diff. ↓
Magic123	Eulerian	0.0516	0.4528	0.0383	100	13.7
One-2-3-45	Eulerian	0.0629	0.4086	0.0574	96	0.83
SyncDreamer	Eulerian	0.0261	0.5421	0.0201	10	0.3
Wonder3d	Eulerian	0.0329	0.5768	0.0281	100	0.0
Open-LRM	Eulerian	0.0285	0.5945	0.0252	100	0.0
DreamGaussian	Lagrangian	0.0641	0.3476	0.0812	100	237.4
Ours	Lagrangian	0.0351	0.6317	0.3665	100	0.0

Table 3: Comparison of memory cost and run-time speed on image-to-3D generation with SDS loss. We report the maximal batch size of 256×256 images that can occupy a 40GB A100 and the run-time speed for training with batch size 4.

Method		Maximal Batch Size \uparrow	Speed \uparrow (#iter./s)
Eulerian	Make-it-3D	4	1.22
	Magic123	4	1.03
	SyncDreamer	48	1.8
	DreamCraft3D	8	1.23
	GeoDream	8	1.30
Lagrangian	DreamGaussian	80	4.43
Lagrangian	Ours	120	6.59

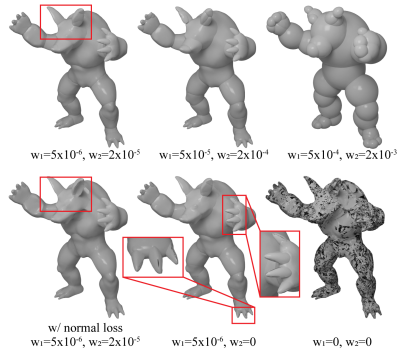


Figure 6: Analysis on geometry energy coefficients. Dark regions indicate flipping of the surface triangles.

ter (scaled by a constant coefficient) within the surface mesh. Values range from 0 to 1, where meshes with higher ALR values contain mostly equilateral triangles, thereby indicating superior triangle quality; 2) **Manifoldness Rate (MR)**: Manifoldness verifies whether a mesh qualifies as a closed manifold. Non-manifold meshes can manifest anomalies, such as edges shared by more than two faces, vertices connected by edges but not by a surface, isolated vertices and edges, and vertices where more than one distinct surface meets, which can cause problems in downstream applications such as simulation and rendering. We report the percentage of manifold shapes within the evaluation dataset as MR; and 3) **Connected Component Discrepancy (CC Diff.)** from the ground-truth shape: This measure identifies the presence of floating artifacts or structural discontinuities within the mesh, highlighting the integrity and cohesion of the reconstructed shape.

5.3 RESULTS

Multi-view reconstruction. Table 1 and Table 4 in Appendix A.1 present the quantitative comparison results. Fig. 5 shows the qualitative comparison on four different shapes. Our method excels over baseline methods regarding mesh quality while achieving similar reconstruction accuracy. Specifically, our approach features uniform meshing (as indicated by ALR) and eliminates floating artifacts (as shown by CC Diff.). This improvement is attributed to the volumetric representation of TetSphere and its geometric energy regularization. The qualitative results further support these findings: our method accurately captures slender and thin structures, such as the fingers of Lucy’s statue, the sorter, and the dress, which other methods struggle with. Additionally, our method demonstrates correct surface orientation, whereas baseline methods, particularly FlexiCubes, and DMesh, often exhibit inverted triangles, as seen in the noisy rendered normal images. However, our TetSphere approach is less effective when modeling thin shells, such as the leaves of the plant, where DMesh shows better accuracy.

Single-view reconstruction. Table 2 shows the comparison results. Fig. 8 in Appendix A.2 shows qualitative results of our method. Our TetSphere splatting excels over baseline methods in terms of mesh quality while also achieving competitive levels of reconstruction accuracy. This improvement is attributed to the regularizations embedded within the TetSphere splatting optimization, ensuring uniform meshing and eliminating common artifacts like floating components. These findings are consistent with the results observed in multi-view reconstruction.

5.4 ANALYSIS

Applications to generative modeling. TetSphere splatting is a versatile approach that can be effectively applied to generative modeling tasks. We showcase two applications: image-to-3D and text-to-3D generation. For image-to-3D generation, we include a variety of internet-collected images in different styles in our evaluation. For text-to-3D generation, we employ text prompts from the official implementation of RichDreamer. Fig. 9 in Appendix A.3 illustrate the results on image-to-3D generation. Our approach outperforms Magic123 and DreamCraft3D regarding mesh quality,



Figure 7: Results on text-to-3D shape generation. Our TetSphere splatting excels in handling slender, thin structures, such as the wine glass stem and the dragon head. More results are available in Appendix A.4.

achieving smoother surfaces for broad regions, such as animal bodies while retaining local sharp details in areas like eyes and noses. Magic123 tends to produce overly smooth surfaces that sometimes deviate from the correct geometry. DreamCraft3D suffers from noisy and bumpy surface meshes, indicating lower mesh quality. Fig. 7 and Fig. 10 in Appendix A.4 shows comparison results on text-to-3D generation. Our TetSphere splatting can produce slender structures such as the dragon’s head and the goblet. Furthermore, the results demonstrate that the integration of TetSphere splatting with SDS enhances the geometric detail of the generated shapes, resulting in both diverse and high-quality textures.

Analysis on computational cost As shown in Table 4 in Appendix A.1, our method significantly outperforms the Eulerian method NIE regarding running time while remaining competitive with other geometry representation methods. To further assess the performance of TetSphere splatting, we conduct an extreme test by applying it to the task of image-to-3D generation with SDS loss. We evaluate several baseline methods and report the maximum batch size of 256×256 images that can be processed on a 40GB A100 GPU, as well as the training run-time speed with a batch size of 4, as shown in Table 3. TetSphere splatting stands out for its minimal memory usage and achieves the fastest run-time speed. This efficiency underscores the benefits of TetSphere’s explicit and Lagrangian properties.

Effects of energy coefficients. Fig. 6 demonstrates how different energy coefficients influence the reconstruction outcome. Larger coefficients lead to a smoother surface, but excessively small coefficients may cause tetrahedron inversion. In our experiments, we choose $w_1 = 5 \times 10^{-6}$, $w_2 = 2 \times 10^{-5}$ and apply a cosine increasing schedule.

6 CONCLUSION

We introduced TetSphere splatting, a Lagrangian geometry representation for high-quality 3D shape modeling. Our computational framework leverages geometric energy optimization and differentiable rendering to deform TetSpheres into complex shapes, producing results that demonstrate superior mesh quality compared to state-of-the-art methods. Future work could extend TetSphere splatting to leverage direct 3D supervision with volumetric data, eliminating the need for rendering to images. The current limitation of TetSphere splatting lies in its inability to guarantee topology preservation due to the union of all tetrahedral spheres. This highlights the need for future development in shape generation that can better adhere to topology constraints.

REFERENCES

- Mohammadreza Armandpour, Ali Sadeghian, Huangjie Zheng, Amir Sadeghian, and Mingyuan Zhou. Re-imagine the negative prompt algorithm: Transform 2D diffusion into 3d, alleviate janus problem and beyond. April 2023.
- J Andreas Bærentzen, Jens Gravesen, François Anton, and Henrik Aanæs. *Guide to computational geometry processing: foundations, algorithms, and methods*. Springer Science & Business Media, 2012.
- Wenjing Bian, Zirui Wang, Kejie Li, and Victor Adrian Prisacariu. Ray-onet: Efficient 3d reconstruction from a single rgb image. In *BMVC*, 2021.
- Mario Botsch and Olga Sorkine. On linear variational surface deformation methods. *IEEE transactions on visualization and computer graphics*, 14(1):213–230, 2007.
- Brent Burley and Walt Disney Animation Studios. Physically-based shading at disney. In *Acm Siggraph*, volume 2012, pp. 1–7. vol. 2012, 2012.
- Eric R Chan, Koki Nagano, Matthew A Chan, Alexander W Bergman, Jeong Joon Park, Axel Levy, Miika Aittala, Shalini De Mello, Tero Karras, and Gordon Wetzstein. Generative novel view synthesis with 3D-Aware diffusion models. April 2023.
- Rui Chen, Yongwei Chen, Ningxin Jiao, and Kui Jia. Fantasia3d: Disentangling geometry and appearance for high-quality text-to-3d content creation. *arXiv preprint arXiv:2303.13873*, 2023.
- Yiwen Chen, Tong He, Di Huang, Weicai Ye, Sijin Chen, Jiaxiang Tang, Xin Chen, Zhongang Cai, Lei Yang, Gang Yu, et al. Meshanything: Artist-created mesh generation with autoregressive transformers. *arXiv preprint arXiv:2406.10163*, 2024.
- Zhiqin Chen and Hao Zhang. Learning implicit fields for generative shape modeling. In *Proceedings of the IEEE/CVF Conference on Computer Vision and Pattern Recognition*, pp. 5939–5948, 2019.
- T J Chung. *Computational fluid dynamics*. Cambridge university press, 2002.
- Matt Deitke, Dustin Schwenk, Jordi Salvador, Luca Weihs, Oscar Michel, Eli VanderBilt, Ludwig Schmidt, Kiana Ehsani, Aniruddha Kembhavi, and Ali Farhadi. Objaverse: A universe of annotated 3d objects. In *Proceedings of the IEEE/CVF Conference on Computer Vision and Pattern Recognition*, pp. 13142–13153, 2023.
- Congyue Deng, Chiyu “max” Jiang, Charles R Qi, Xinchun Yan, Yin Zhou, Leonidas Guibas, and Dragomir Anguelov. NeRD: Single-View NeRF synthesis with Language-Guided diffusion as general image priors. December 2022.
- Zhiyang Dou, Cheng Lin, Rui Xu, Lei Yang, Shiqing Xin, Taku Komura, and Wenping Wang. Coverage axis: Inner point selection for 3d shape skeletonization. In *Computer Graphics Forum*, volume 41, pp. 419–432. Wiley Online Library, 2022.
- Laura Downs, Anthony Francis, Nate Koenig, Brandon Kinman, Ryan Hickman, Krista Reymann, Thomas B McHugh, and Vincent Vanhoucke. Google scanned objects: A High-Quality dataset of 3D scanned household items. April 2022.
- George Fahim, Khalid Amin, and Sameh Zarif. Single-view 3d reconstruction: A survey of deep learning methods. *Computers & Graphics*, 94:164–190, 2021.
- Kui Fu, Jiansheng Peng, Qiwen He, and Hanxiao Zhang. Single image 3d object reconstruction based on deep learning: A review. *Multimedia Tools and Applications*, 80:463–498, 2021.
- Jun Gao, Wenzheng Chen, Tommy Xiang, Alec Jacobson, Morgan McGuire, and Sanja Fidler. Learning deformable tetrahedral meshes for 3d reconstruction. *Advances In Neural Information Processing Systems*, 33:9936–9947, 2020.
- William Gao, April Wang, Gal Metzer, Raymond A Yeh, and Rana Hanocka. Tetgan: A convolutional neural network for tetrahedral mesh generation. *arXiv preprint arXiv:2210.05735*, 2022.

-
- Georgia Gkioxari, Jitendra Malik, and Justin Johnson. Mesh r-cnn. In *Proceedings of the IEEE/CVF international conference on computer vision*, pp. 9785–9795, 2019.
- Álvaro González. Measurement of areas on a sphere using fibonacci and latitude–longitude lattices. *Mathematical Geosciences*, 42:49–64, 2010.
- Thibault Groueix, Matthew Fisher, Vladimir G Kim, Bryan C Russell, and Mathieu Aubry. AtlasNet: A Papier-Mâché approach to learning 3D surface generation. February 2018.
- Jiatao Gu, Alex Trevithick, Kai-En Lin, Josh Susskind, Christian Theobalt, Lingjie Liu, and Ravi Ramamoorthi. Nerfdiff: Single-image view synthesis with nerf-guided distillation from 3d-aware diffusion. In *ICML, 2023*.
- Antoine Guédon and Vincent Lepetit. Sugar: Surface-aligned gaussian splatting for efficient 3d mesh reconstruction and high-quality mesh rendering. In *Proceedings of the IEEE/CVF Conference on Computer Vision and Pattern Recognition*, pp. 5354–5363, 2024.
- Zexin He and Tengfei Wang. Openlrm: Open-source large reconstruction models. <https://github.com/3DTopia/OpenLRM>, 2023.
- Zhu Heming, Cao Yu, Jin Hang, Chen Weikai, Du Dong, Wang Zhangye, Cui Shuguang, and Han Xiaoguang. Deep fashion3d: A dataset and benchmark for 3d garment reconstruction from single images. In *Computer Vision – ECCV 2020*, pp. 512–530. Springer International Publishing, 2020. ISBN 978-3-030-58452-8.
- Susung Hong, Donghoon Ahn, and Seungryong Kim. Debiasing scores and prompts of 2D diffusion for view-consistent Text-to-3D generation. March 2023a.
- Yicong Hong, Kai Zhang, Jiuxiang Gu, Sai Bi, Yang Zhou, Difan Liu, Feng Liu, Kalyan Sunkavalli, Trung Bui, and Hao Tan. LRM: Large reconstruction model for single image to 3D. November 2023b.
- Binbin Huang, Zehao Yu, Anpei Chen, Andreas Geiger, and Shenghua Gao. 2d gaussian splatting for geometrically accurate radiance fields. In *ACM SIGGRAPH 2024 Conference Papers*, pp. 1–11, 2024.
- Yukun Huang, Jianan Wang, Yukai Shi, Xianbiao Qi, Zheng-Jun Zha, and Lei Zhang. DreamTime: An improved optimization strategy for Text-to-3D content creation. June 2023.
- Ajay Jain, Ben Mildenhall, Jonathan T. Barron, Pieter Abbeel, and Ben Poole. Zero-shot text-guided object generation with dream fields. *CVPR*, 2022.
- R Munkres James. *Topology*. Prentic Hall of India Private Limited, New delhi, 2000.
- Wonbong Jang and Lourdes Agapito. CodeNeRF: Disentangled neural radiance fields for object categories. September 2021.
- Bernhard Kerbl, Georgios Kopanas, Thomas Leimkühler, and George Drettakis. 3d gaussian splatting for real-time radiance field rendering. *ACM Transactions on Graphics*, 42(4), 2023.
- Nasir Mohammad Khalid, Tianhao Xie, Eugene Belilovsky, and Popa Tiberiu. Clip-mesh: Generating textured meshes from text using pretrained image-text models. *SIGGRAPH Asia 2022 Conference Papers*, December 2022.
- Samuli Laine, Janne Hellsten, Tero Karras, Yeongho Seol, Jaakko Lehtinen, and Timo Aila. Modular primitives for high-performance differentiable rendering. *ACM Transactions on Graphics*, 39(6), 2020.
- Weiyu Li, Rui Chen, Xuelin Chen, and Ping Tan. SweetDreamer: Aligning geometric priors in 2D diffusion for consistent Text-to-3D. October 2023.
- Chen-Hsuan Lin, Jun Gao, Luming Tang, Towaki Takikawa, Xiaohui Zeng, Xun Huang, Karsten Kreis, Sanja Fidler, Ming-Yu Liu, and Tsung-Yi Lin. Magic3d: High-resolution text-to-3d content creation. In *CVPR*, 2023.

-
- Minghua Liu, Chao Xu, Haian Jin, Linghao Chen, Varma T Mukund, Zexiang Xu, and Hao Su. One-2-3-45: Any single image to 3D mesh in 45 seconds without Per-Shape optimization. June 2023a.
- Minghua Liu, Chao Xu, Haian Jin, Linghao Chen, Mukund Varma T, Zexiang Xu, and Hao Su. One-2-3-45: Any single image to 3d mesh in 45 seconds without per-shape optimization, 2023b.
- Ruoshi Liu, Rundi Wu, Basile Van Hoorick, Pavel Tokmakov, Sergey Zakharov, and Carl Vondrick. Zero-1-to-3: Zero-shot one image to 3d object, 2023c.
- Yuan Liu, Cheng Lin, Zijiao Zeng, Xiaoxiao Long, Lingjie Liu, Taku Komura, and Wenping Wang. Syncdreamer: Learning to generate multiview-consistent images from a single-view image. *arXiv preprint arXiv:2309.03453*, 2023d.
- Yuan Liu, Cheng Lin, Zijiao Zeng, Xiaoxiao Long, Lingjie Liu, Taku Komura, and Wenping Wang. SyncDreamer: Generating multiview-consistent images from a single-view image. September 2023e.
- Xiaoxiao Long, Yuan-Chen Guo, Cheng Lin, Yuan Liu, Zhiyang Dou, Lingjie Liu, Yuexin Ma, Song-Hai Zhang, Marc Habermann, Christian Theobalt, and Wenping Wang. Wonder3D: Single image to 3D using Cross-Domain diffusion. October 2023.
- Priyanka Mandikal, K L Navaneet, Mayank Agarwal, and R Venkatesh Babu. 3D-LMNet: Latent embedding matching for accurate and diverse 3D point cloud reconstruction from a single image. July 2018.
- Ishit Mehta, Manmohan Chandraker, and Ravi Ramamoorthi. A level set theory for neural implicit evolution under explicit flows. In *European Conference on Computer Vision*, pp. 711–729. Springer, 2022.
- Luke Melas-Kyriazi, Christian Rupprecht, Iro Laina, and Andrea Vedaldi. RealFusion: 360° reconstruction of any object from a single image. February 2023.
- Lars Mescheder, Michael Oechsle, Michael Niemeyer, Sebastian Nowozin, and Andreas Geiger. Occupancy networks: Learning 3d reconstruction in function space. In *Proceedings of the IEEE/CVF conference on computer vision and pattern recognition*, pp. 4460–4470, 2019.
- Ben Mildenhall, Pratul P Srinivasan, Matthew Tancik, Jonathan T Barron, Ravi Ramamoorthi, and Ren Ng. Nerf: Representing scenes as neural radiance fields for view synthesis. *ECCV*, 2020.
- Ben Mildenhall, Pratul P Srinivasan, Matthew Tancik, Jonathan T Barron, Ravi Ramamoorthi, and Ren Ng. Nerf: Representing scenes as neural radiance fields for view synthesis. *Communications of the ACM*, 65(1):99–106, 2021.
- Paritosh Mittal, Yen-Chi Cheng, Maneesh Singh, and Shubham Tulsiani. Autosdf: Shape priors for 3d completion, reconstruction and generation. In *Proceedings of the IEEE/CVF Conference on Computer Vision and Pattern Recognition*, pp. 306–315, 2022.
- Norman Müller, Andrea Simonelli, Lorenzo Porzi, Samuel Rota Bulo, Matthias Nießner, and Peter Kotschieder. Autorf: Learning 3d object radiance fields from single view observations. In *Proceedings of the IEEE/CVF Conference on Computer Vision and Pattern Recognition*, pp. 3971–3980, 2022a.
- Thomas Müller, Alex Evans, Christoph Schied, and Alexander Keller. Instant neural graphics primitives with a multiresolution hash encoding. *ACM Transactions on Graphics (TOG)*, 41(4):1–15, 2022b.
- Jacob Munkberg, Jon Hasselgren, Tianchang Shen, Jun Gao, Wenzheng Chen, Alex Evans, Thomas Müller, and Sanja Fidler. Extracting Triangular 3D Models, Materials, and Lighting From Images. In *Proceedings of the IEEE/CVF Conference on Computer Vision and Pattern Recognition (CVPR)*, pp. 8280–8290, June 2022.
- Baptiste Nicolet, Alec Jacobson, and Wenzel Jakob. Large steps in inverse rendering of geometry. *ACM Transactions on Graphics (TOG)*, 40(6):1–13, 2021.

-
- Jeong Joon Park, Peter Florence, Julian Straub, Richard Newcombe, and Steven Lovegrove. Deepsdf: Learning continuous signed distance functions for shape representation. In *Proceedings of the IEEE/CVF conference on computer vision and pattern recognition*, pp. 165–174, 2019.
- Ben Poole, Ajay Jain, Jonathan T Barron, and Ben Mildenhall. Dreamfusion: Text-to-3d using 2d diffusion. *arXiv preprint arXiv:2209.14988*, 2022.
- Guocheng Qian, Jinjie Mai, Abdullah Hamdi, Jian Ren, Aliaksandr Siarohin, Bing Li, Hsin-Ying Lee, Ivan Skorokhodov, Peter Wonka, Sergey Tulyakov, and Bernard Ghanem. Magic123: One image to high-quality 3d object generation using both 2d and 3d diffusion priors. *arXiv preprint arXiv:2306.17843*, 2023.
- Lingteng Qiu, Guanying Chen, Xiaodong Gu, Qi Zuo, Mutian Xu, Yushuang Wu, Weihao Yuan, Zilong Dong, Liefeng Bo, and Xiaoguang Han. RichDreamer: A generalizable Normal-Depth diffusion model for detail richness in Text-to-3D. November 2023.
- Alec Radford, Jong Wook Kim, Chris Hallacy, Aditya Ramesh, Gabriel Goh, Sandhini Agarwal, Girish Sastry, Amanda Askell, Pamela Mishkin, Jack Clark, et al. Learning transferable visual models from natural language supervision. In *ICML*, 2021.
- Robin Rombach, Andreas Blattmann, Dominik Lorenz, Patrick Esser, and Björn Ommer. High-resolution image synthesis with latent diffusion models. In *CVPR*, 2022.
- Chitwan Saharia, William Chan, Saurabh Saxena, Lala Li, Jay Whang, Emily L Denton, Kamyar Ghasemipour, Raphael Gontijo Lopes, Burcu Karagol Ayan, Tim Salimans, et al. Photorealistic text-to-image diffusion models with deep language understanding. *NeurIPS*, 2022.
- Christian Schüller, Ladislav Kavan, Daniele Panozzo, and Olga Sorkine-Hornung. Locally injective mappings. In *Computer Graphics Forum*, volume 32, pp. 125–135. Wiley Online Library, 2013.
- Qihong Shen, Xingyi Yang, and Xinchao Wang. Anything-3D: Towards single-view anything reconstruction in the wild. April 2023a.
- Tianchang Shen, Jun Gao, Kangxue Yin, Ming-Yu Liu, and Sanja Fidler. Deep marching tetrahedra: a hybrid representation for high-resolution 3d shape synthesis. In *NeurIPS*, 2021.
- Tianchang Shen, Jacob Munkberg, Jon Hasselgren, Kangxue Yin, Zian Wang, Wenzheng Chen, Zan Gojcic, Sanja Fidler, Nicholas Sharp, and Jun Gao. Flexible isosurface extraction for gradient-based mesh optimization. *ACM Trans. Graph.*, 42(4):37–1, 2023b.
- Yichun Shi, Peng Wang, Jianglong Ye, Mai Long, Kejie Li, and Xiao Yang. MVDream: Multi-view diffusion for 3D generation. August 2023.
- Eftychios Sifakis and Jernej Barbic. Fem simulation of 3d deformable solids: a practitioner’s guide to theory, discretization and model reduction. In *Acm siggraph 2012 courses*, pp. 1–50. 2012.
- Sanghyun Son, Matheus Gadelha, Yang Zhou, Zexiang Xu, Ming C Lin, and Yi Zhou. Dmesh: A differentiable representation for general meshes. *arXiv preprint arXiv:2404.13445*, 2024.
- Jingxiang Sun, Bo Zhang, Ruizhi Shao, Lizhen Wang, Wen Liu, Zhenda Xie, and Yebin Liu. Dream-Craft3D: Hierarchical 3D generation with bootstrapped diffusion prior. October 2023.
- Jiaxiang Tang, Jiawei Ren, Hang Zhou, Ziwei Liu, and Gang Zeng. DreamGaussian: Generative gaussian splatting for efficient 3D content creation. September 2023a.
- Jiaxiang Tang, Jiawei Ren, Hang Zhou, Ziwei Liu, and Gang Zeng. Dreamgaussian: Generative gaussian splatting for efficient 3d content creation. *arXiv preprint arXiv:2309.16653*, 2023b.
- Jiaxiang Tang, Zhaoxi Chen, Xiaokang Chen, Tengfei Wang, Gang Zeng, and Ziwei Liu. LGM: Large Multi-View gaussian model for High-Resolution 3D content creation. February 2024a.
- Junshu Tang, Tengfei Wang, Bo Zhang, Ting Zhang, Ran Yi, Lizhuang Ma, and Dong Chen. Make-it-3d: High-fidelity 3d creation from a single image with diffusion prior. *arXiv preprint arXiv:2303.14184*, 2023c.

-
- Shitao Tang, Fuyang Zhang, Jiacheng Chen, Peng Wang, and Yasutaka Furukawa. MVDiffusion: Enabling holistic multi-view image generation with Correspondence-Aware diffusion. July 2023d.
- Shitao Tang, Jiacheng Chen, Dilin Wang, Chengzhou Tang, Fuyang Zhang, Yuchen Fan, Vikas Chandra, Yasutaka Furukawa, and Rakesh Ranjan. MVDiffusion++: A dense high-resolution multi-view diffusion model for single or sparse-view 3D object reconstruction. February 2024b.
- Dmitry Tochilkin, David Pankratz, Zexiang Liu, Zixuan Huang, Adam Letts, Yangguang Li, Ding Liang, Christian Laforte, Varun Jampani, and Yan-Pei Cao. Triposr: Fast 3d object reconstruction from a single image. *arXiv preprint arXiv:2403.02151*, 2024.
- Christina Tsalicoglou, Fabian Manhardt, Alessio Tonioni, Michael Niemeyer, and Federico Tombari. TextMesh: Generation of realistic 3D meshes from text prompts. April 2023.
- Haochen Wang, Xiaodan Du, Jiahao Li, Raymond A Yeh, and Greg Shakhnarovich. Score jacobian chaining: Lifting pretrained 2d diffusion models for 3d generation. *CVPR*, 2023a.
- Nanyang Wang, Yinda Zhang, Zhuwen Li, Yanwei Fu, Wei Liu, and Yu-Gang Jiang. Pixel2mesh: Generating 3d mesh models from single rgb images. In *Proceedings of the European conference on computer vision (ECCV)*, pp. 52–67, 2018.
- Peng Wang, Lingjie Liu, Yuan Liu, Christian Theobalt, Taku Komura, and Wenping Wang. NeuS: Learning neural implicit surfaces by volume rendering for multi-view reconstruction. June 2021.
- Peng Wang, Hao Tan, Sai Bi, Yinghao Xu, Fujun Luan, Kalyan Sunkavalli, Wenping Wang, Zexiang Xu, and Kai Zhang. PF-LRM: Pose-Free large reconstruction model for joint pose and shape prediction. November 2023b.
- Zhengyi Wang, Cheng Lu, Yikai Wang, Fan Bao, Chongxuan Li, Hang Su, and Jun Zhu. Prolificdreamer: High-fidelity and diverse text-to-3d generation with variational score distillation. *NeurIPS*, 2023c.
- Xinyue Wei, Kai Zhang, Sai Bi, Hao Tan, Fujun Luan, Valentin Deschaintre, Kalyan Sunkavalli, Hao Su, and Zexiang Xu. Meshlrn: Large reconstruction model for high-quality mesh. *arXiv preprint arXiv:2404.12385*, 2024.
- Jiahao Wen, Bohan Wang, and Jernej Barbic. Large-strain surface modeling using plasticity. *IEEE Transactions on Visualization and Computer Graphics*, 2023.
- Zhenzhen Weng, Jingyuan Liu, Hao Tan, Zhan Xu, Yang Zhou, Serena Yeung-Levy, and Jimei Yang. Single-View 3D human digitalization with large reconstruction models. January 2024.
- Haozhe Xie, Hongxun Yao, Xiaoshuai Sun, Shangchen Zhou, and Shengping Zhang. Pix2Vox: Context-aware 3D reconstruction from single and multi-view images. January 2019.
- Haozhe Xie, Hongxun Yao, Shengping Zhang, Shangchen Zhou, and Wenxiu Sun. Pix2Vox++: Multi-scale context-aware 3D object reconstruction from single and multiple images. *Int. J. Comput. Vis.*, 128(12):2919–2935, December 2020.
- Dejia Xu, Yifan Jiang, Peihao Wang, Zhiwen Fan, Yi Wang, and Zhangyang Wang. NeuralLift-360: Lifting an in-the-wild 2D photo to a 3D object with 360° views. November 2022.
- Qiangeng Xu, Weiyue Wang, Duygu Ceylan, Radomir Mech, and Ulrich Neumann. DISN: Deep implicit surface network for high-quality single-view 3D reconstruction. May 2019.
- Yinghao Xu, Hao Tan, Fujun Luan, Sai Bi, Peng Wang, Jiahao Li, Zifan Shi, Kalyan Sunkavalli, Gordon Wetzstein, Zexiang Xu, and Kai Zhang. DMV3D: Denoising Multi-View diffusion using 3D large reconstruction model. November 2023.
- Yinghao Xu, Zifan Shi, Wang Yifan, Hansheng Chen, Ceyuan Yang, Sida Peng, Yujun Shen, and Gordon Wetzstein. Grm: Large gaussian reconstruction model for efficient 3d reconstruction and generation. *arXiv preprint arXiv:2403.14621*, 2024.

-
- Shuai Yang, Jiaying Liu, Wenjing Wang, and Zongming Guo. Tet-gan: Text effects transfer via stylization and destylization. In *Proceedings of the AAAI Conference on Artificial Intelligence*, volume 33, pp. 1238–1245, 2019.
- Alex Yu, Vickie Ye, Matthew Tancik, and Angjoo Kanazawa. pixelNeRF: Neural radiance fields from one or few images. December 2020.
- Kai Zhang, Sai Bi, Hao Tan, Yuanbo Xiangli, Nanxuan Zhao, Kalyan Sunkavalli, and Zexiang Xu. Gs-lrm: Large reconstruction model for 3d gaussian splatting. *arXiv preprint arXiv:2404.19702*, 2024.
- Qingnan Zhou and Alec Jacobson. Thingi10k: A dataset of 10,000 3d-printing models. *arXiv preprint arXiv:1605.04797*, 2016.



Figure 8: Qualitative results on single-view reconstruction.

A ADDITIONAL RESULTS

A.1 MORE QUANTITATIVE RESULTS ON MULTI-VIEW RECONSTRUCTION

Table 4 shows comparisons of multi-view reconstruction on more evaluation metrics.

A.2 QUALITATIVE RESULTS ON SINGLE-VIEW RECONSTRUCTION

Fig. 8 shows the results of single-view reconstruction performed on the GSO dataset. Our Tet-Sphere splatting demonstrates superior mesh quality, effectively capturing sharp geometric features, including the boundaries of the shoes.

Table 4: Additional results on multi-view reconstruction.

Metric	NIE	FlexiCubes	2DGS	DMesh	Ours
F-Score \uparrow	0.486	0.502	0.632	0.605	0.653
Normal Consis. \uparrow	0.718	0.734	0.812	0.745	0.839
Edge Cham. \downarrow	0.039	0.034	0.015	0.049	0.014
Edge F-Score \uparrow	0.016	0.196	0.219	0.193	0.269
Time (sec.) \downarrow	6436	57.67	691	1434	934

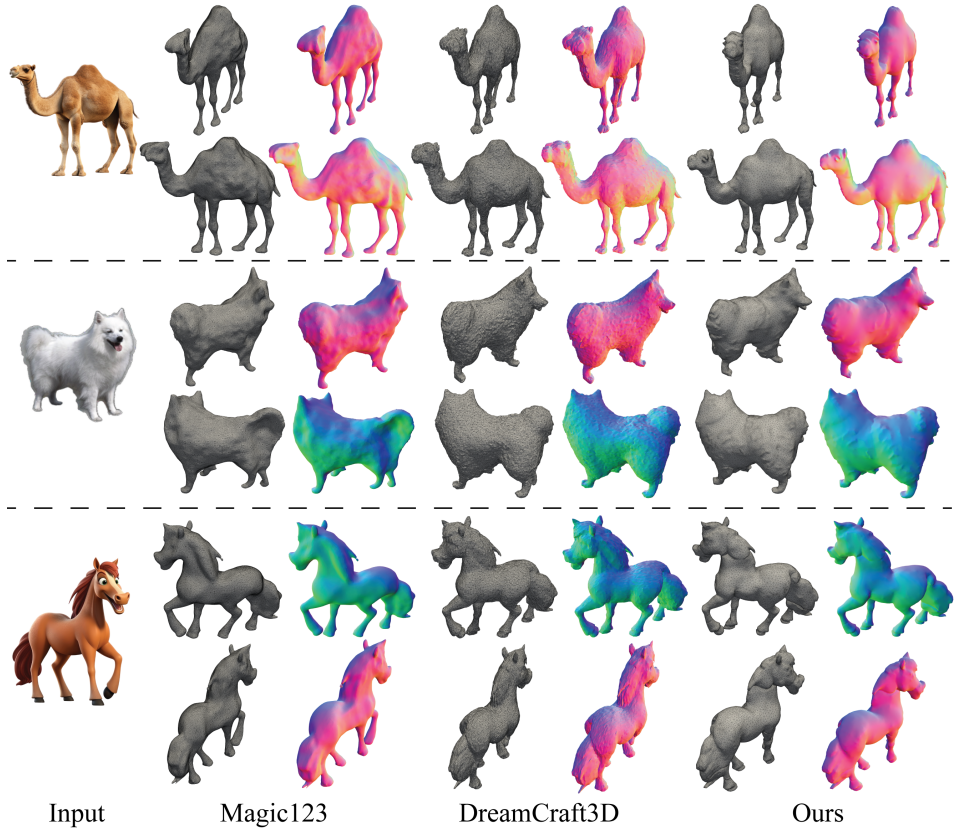


Figure 9: Qualitative comparison on image-to-3D generation with surface mesh visualizations and rendered normal maps. Our generated meshes exhibit less bumpiness and high mesh quality with more regular triangle meshing.

A.3 QUALITATIVE RESULTS ON IMAGE-TO-3D GENERATION

Fig. 9 shows qualitative comparisons of image-to-3D generation with surface mesh visualizations and rendered normal maps. Our generated meshes exhibit minimal noise and high quality, featuring more regular triangle meshing.

A.4 MORE RESULTS ON TEXT-TO-3D SHAPE GENERATION

Fig. 10 shows additional results of text-to-3D shape generation. These results highlight our method’s capability to construct complicated material, such as reflections, by leveraging the explicit geometry representation.

B TETRAHEDRON AND ITS DEFORMATION GRADIENT

Following (Sifakis & Barbic, 2012), we treat a tetrahedron as a piecewise linear element. The initial (undeformed) positions of the four vertices of a tetrahedron are denoted by $\mathbf{X} = [\mathbf{X}^{(1)}, \mathbf{X}^{(2)}, \mathbf{X}^{(3)}, \mathbf{X}^{(4)}]$, with each $\mathbf{X}^{(i)} \in \mathbb{R}^3$. Similarly, the positions of the four vertices of a deformed tetrahedron are represented by $\mathbf{x} = [\mathbf{x}^{(1)}, \mathbf{x}^{(2)}, \mathbf{x}^{(3)}, \mathbf{x}^{(4)}]$, where each $\mathbf{x}^{(i)} \in \mathbb{R}^3$. The deformation gradient $\mathbf{F} \in \mathbb{R}^{3 \times 3}$, which quantifies the local deformation of the tetrahedron, is given by:

$$\mathbf{F} = \mathbf{D}_s \mathbf{D}_m^{-1}, \quad (3)$$

$$\mathbf{D}_s := \begin{bmatrix} \mathbf{x}^{(1)} - \mathbf{x}^{(4)} & \mathbf{x}^{(2)} - \mathbf{x}^{(4)} & \mathbf{x}^{(3)} - \mathbf{x}^{(4)} \end{bmatrix}, \quad (4)$$

$$\mathbf{D}_m := \begin{bmatrix} \mathbf{X}^{(1)} - \mathbf{X}^{(4)} & \mathbf{X}^{(2)} - \mathbf{X}^{(4)} & \mathbf{X}^{(3)} - \mathbf{X}^{(4)} \end{bmatrix}. \quad (5)$$



Figure 10: More results on text-to-3D shape generation.

The deformation gradient \mathbf{F} essentially captures how a tetrahedron transforms from its initial state to its deformed state, encompassing both rotation and stretching effects.

C FORMULATION OF TETSPHERE INITIALIZATION

Assuming there are a total of m candidate positions obtained from the coarse voxel grid (as shown in Fig. 5), our goal with TetSphere initialization is to select a subset of these candidate points such

that the object’s shape is adequately covered by tetrahedral spheres centered at these positions. We first initialize a sphere of fixed radius at each candidate position, where the radius is calculated as $\alpha r + \beta$, where r is the minimum distance from each candidate position to the voxel surface. We use $\alpha = 1.2, \beta = 0.07$ in all our examples. The objective is to select a subset of spheres that collectively cover all voxel positions.

We define a coverage matrix $\mathbf{D} \in \{0, 1\}^{m \times m}$, where each element $d_{ji} \in \{0, 1\}$ indicates whether voxel position j is covered by a sphere centered on candidate position i . A binary vector $\mathbf{v} \in \{0, 1\}^m$ identifies selected candidate positions, with each element denoting the selection status of corresponding voxel positions. The selection of feature points is formulated as a mixed-integer linear programming problem:

$$\min_{\mathbf{v}} |\mathbf{v}| \quad \text{s.t.} \quad \mathbf{D}\mathbf{v} \geq \mathbb{1}, \quad (6)$$

where $|\cdot|$ is the l_1 norm, $\mathbb{1}$ is a vector of ones. This optimization is efficiently solved using standard linear programming solvers.

D TEXTURE AND PBR MATERIAL OPTIMIZATION

Material optimization is facilitated by using differentiable rasterizers (Laine et al., 2020), which adjust the textures or materials to closely match the input multi-view color images. A significant advantage of TetSphere splatting is that the deformation of tetrahedral spheres does not alter the surface topology. Unlike methods such as DMTet, which require isosurface extraction and subsequent texture parameterization at each step due to potential changes in the underlying shape, our method necessitates only a single texture parameterization at the beginning of optimization. This parameterization remains consistent throughout the process, significantly enhancing the efficiency of texture optimization.

For scenarios with dense input views, we have found that using textured images as optimization variables is straightforward and yields high-quality results. In cases with sparse input views, we adopt a two-layer MLP that takes the surface vertex positions as inputs and outputs the material parameters, a practice in line with existing methods (Sun et al., 2023; Qiu et al., 2023).

E MORE IMPLEMENTATION DETAILS

For image-to-3D shape generation, we obtain multi-view images from the initial stage of DreamCraft3D (coarse NeRF fitting only), generating 360 views sampled on a Fibonacci sphere (González, 2010). The texture optimization directly employs a 2048×2048 2D texture image, circumventing the need for additional neural networks. Here, the optimization objective $\Phi(\cdot)$ focuses solely on the rendering loss. For text-to-3D generation, we use the initial stage of RichDreamer (Qiu et al., 2023) to obtain multi-view images. We optimize our TetSphere splatting using both the rendering loss and the SDS loss. The SDS loss for geometry is calculated using the Normal-depth diffusion model as described in (Qiu et al., 2023). The SDS loss for texture leverages the albedo diffusion model from the same work.

Regarding baselines: For image-to-3D generation, we compare TetSphere splatting with Magic123 and Dreamcraft3D (Sun et al., 2023). Both are multi-stage methods starting with NeRF optimization followed by DMTet to optimize mesh and texture. For text-to-3D, our comparison focuses on RichDreamer, a state-of-the-art method known for incorporating PBR materials and generating shapes, showcasing notable results in 3D generation from text prompts.

F RELATED WORK – TEXT-TO-3D CONTENT GENERATION

The recent success of text-to-2D image generation models has spurred a growing interest in generating 3D output from text input. In light of the limited availability of text-annotated 3D datasets, methods have been developed that leverage the pre-trained text-to-image models to reason between 2D renderings of 3D models and text descriptions. Early works (Khalid et al., 2022; Jain et al., 2022) adopt the pre-trained CLIP model (Radford et al., 2021) to supervise the generation by aligning the clip text and image embeddings. Recently, 2D diffusion-based generative models (Saharia et al.,

2022; Rombach et al., 2022) have powered direct supervision in the image/latent space and achieved superior 3D quality (Poole et al., 2022; Tang et al., 2023c; Chen et al., 2023; Lin et al., 2023; Wang et al., 2023c). Notably, DreamFusion (Poole et al., 2022) introduces the Score Distillation Sampling (SDS) for supervising the NeRF (Mildenhall et al., 2020) optimization using diffusion priors as a score function (i.e., by minimizing the added noise and the predicted noise under the text condition). Follow-up works have since been proposed to improve score sampling formula with Perturb-and-Average and variational method (Wang et al., 2023c;a), improved noise sampling schedules (Huang et al., 2023), various 3D representations (Lin et al., 2023; Tsalicoglou et al., 2023; Chen et al., 2023), text prompts (Armandpour et al., 2023), 3D consistency (Li et al., 2023; Hong et al., 2023a), and prior quality with dedicated diffusion models (Qiu et al., 2023; Shi et al., 2023). Our method leverages the Normal-Depth diffusion model used in (Qiu et al., 2023) for text-to-3D shape generation, which is trained on the large-scale LAION dataset, but replaces the geometry representation with our TetSphere.