

Occam Gradient Descent

B.N. Kausik¹

Apr 30 2024

Abstract

Deep learning neural network models must be large enough to adapt to their problem domain, while small enough to avoid overfitting training data during gradient descent. To balance these competing demands, overprovisioned deep learning models such as transformers are trained for a single epoch on large data sets, and hence inefficient with both computing resources and training data. In response to these inefficiencies, we exploit learning theory to derive Occam Gradient Descent, an algorithm that interleaves adaptive reduction of model size to minimize generalization error, with gradient descent on model weights to minimize fitting error. In contrast, traditional gradient descent greedily minimizes fitting error without regard to generalization error. Our algorithm simultaneously descends the space of weights and topological size of any neural network without modification. With respect to loss, compute and model size, our experiments show (a) on image classification benchmarks, linear and convolutional neural networks trained with Occam Gradient Descent outperform traditional gradient descent with or without post-train pruning; (b) on a range of tabular data classification tasks, neural networks trained with Occam Gradient Descent outperform traditional gradient descent, as well as Random Forests; (c) on natural language transformers, Occam Gradient Descent outperforms traditional gradient descent.

¹ Conflict disclosure: unaffiliated independent.

Author: <https://sites.google.com/view/bnkausik/> Contact: bnkausik@gmail.com

Thanks to J. Jawahar, R. Kannan and P. Tadepalli for comments and suggestions

Introduction

Deep learning models are artificial neural networks often with hundreds of billions of parameters, e.g., Brown et al., (2020); Rae et al., (2021); Smith et al., (2022); Thoppilan et al., (2022). However, trained models are sparse in that most of the parameters are negligible, Gent (2023), raising the question as to whether the models really need to be large to perform, e.g., Kaplan et al (2020) and Hoffman et al (2022) in the context of Large Language Models (LLMs). Kausik (2024a) suggests that LLMs are vastly overprovisioned compared to the theoretical estimated dimensionality of the training data. While overprovisioned models can adapt well to the problem domain, they are prone to overfitting and poor generalization, Chang et al (2021). As a result, large models are typically trained for just a single epoch, Xue et al (2023).

In response to these inefficiencies, we exploit learning theory to derive Occam Gradient Descent², an algorithm that interleaves adaptive reduction of model size to minimize generalization error, with gradient descent on model weights to minimize fitting error. In contrast, traditional gradient descent greedily minimizes fitting error without regard to generalization error. Our algorithm simultaneously descends the space of weights and topological size of any neural network without modification.

Our results are related to three categories of work in the prior literature. Firstly, network pruning, e.g., LeCun et al., (1989), Hassibi et al, (1993) Han et al, (2015), Liu et al, (2019), Blalock et al, (2020), Sun et al (2023), and Frantar & Alistarh (2023), which set to zero some of the parameters of a trained network in order to reduce model size with minimal loss of accuracy. Secondly, knowledge distillation, e.g., Hinton et al, (2015), Chen et al (2017) and Asami et al (2017), which seek a smaller network that mimics the output of a larger network with minimal loss of accuracy. Thirdly, learning theory, Valiant (1984), Natarajan (1989), Haussler (1992), Shalev-Shwartz & Ben David (2014), Blumer et al (1987), Board & Pitt (1990) and Natarajan (1993).

Building upon prior works in network pruning and distillation for reducing the size of a trained network with minimal degradation, our approach exploits learning theory to simultaneously optimize efficiency and accuracy in training a neural network. Our training algorithm works on any neural network without modifications or limitations such as random graphs or Gumbel softmax, e.g. Mocanu et al (2018), Zhang et al (2023). We also note that in contrast to the large body of work on Neural Architecture Search, e.g. as surveyed in White et al. (2023), our results are focused on training a given neural network.

With respect to loss, compute and model size, our experiments show (a) on the MNIST and CIFAR10 image classification benchmarks, linear and convolutional neural networks trained with Occam Gradient Descent outperform traditional gradient descent with or without post-train pruning; (b) on a range of tabular data classification tasks, neural networks trained with Occam Gradient Descent outperform traditional gradient descent, as well as Random Forests, e.g. Sutton (2005), Biau & Scornet (2016); (c) on natural language transformers, Occam Gradient Descent outperforms traditional gradient descent.

² Occam's Razor: "The simplest explanation is most likely correct"

Theoretical Results

Consider functions of the form $f: X \rightarrow [k]$, where X is the domain, and $[k] = \{1, 2, \dots, k\}$ is the set of k labels. A neural network computes a class of functions $F: W \times X \rightarrow [k]$, where W is the space of the weights of the network. For a specific choice of weights $w \in W$, the function $f: X \rightarrow [k]$ computed by the network is denoted as $f(x) = F(w, x)$, for $x \in X$.

For two functions $f, g: X \rightarrow [k]$ and a probability distribution P on X , the discrete loss of f with respect to g is the probability that f and g differ, i.e.,

$$L(f, g, P) = \sum_{f(x) \neq g(x)} P(x)$$

Neural Network Training Problem: Given a collection of training samples $S = \{(x_i, g(x_i))\}$ for an unknown function g drawn on a distribution P , compute $w \in W$ such that $f(x) = F(w, x)$ minimizes $L(f, g, P)$.

Gradient descent is the established method to solve the above problem, minimizing $L(f, g, S)$. Starting with random initial values for the weights, the loss is minimized along its steepest gradient on the weights, iterating over the training samples. Each pass across the full set of training samples is called an epoch. However, if the training algorithm is run for multiple epochs on the training set, the weights are optimized over a distribution that favors the training samples rather than the problem distribution P . This is commonly referred to as overfitting, and leads to poor generalization and low accuracy on test data. To avoid overfitting, neural network models are overprovisioned but trained for just one epoch on the training data, resulting in inefficient use of both computing resources and training data.

Towards a theoretical analysis of the above, we examine the relevant learning theoretic results as surveyed in Shalev-Shwartz and Ben-David (2014).

Definition: Given ϵ_0 and δ in $(0,1)$, and samples of g drawn on probability distribution P , an agnostic learning algorithm finds f in F with confidence at least $(1 - \delta)$ such that for some $\epsilon \leq \epsilon_0$,

$$L(f, g, P) = \min_{h \in F} [L(h, g, P)] + \epsilon \tag{1}$$

There are several measures for the sample complexity of a space of functions that can be used to bound ϵ , such as the Vapnik Chervonenkis dimension, the Generalized dimension and Rademacher Complexity. Since we need bounds on multi-class functions, we use the notion of the Generalized Dimension, Natarajan (1989), also known as the Natarajan dimension, Shalev-Shwartz and Ben-David (2014). For brevity, we will simply refer to it as the dimension.

Definition: (Generalized shattering) A set $C \subset X$ is *shattered* by F if there exist two functions f_0, f_1 in F such that for every $x \in C$, $f_0(x) \neq f_1(x)$; and for every $B \subset C$, there exists $f_2 \in F$, such that $\forall x \in B, f_2(x) = f_0(x)$, and $\forall x \in (C - B), f_2(x) = f_1(x)$.

Definition: The *dimension* of a space of functions F is the size of the largest set shattered by it, and is denoted by $\dim(F)$.

Intuitively, the dimension of a space of functions is a measure of the richness of the space, i.e. the number of degrees of freedom across the functions in the space. The following theorem is adapted from Shalev-Shwartz and Ben-David (2014), and proved therein, based on Haussler (1992).

Theorem 1: An agnostic learning algorithm for the space of functions F satisfies

$$C_1 \frac{\dim(F) + \log(1/\delta)}{\epsilon^2} \leq m \leq C_2 \frac{\dim(F) \log(k) + \log(1/\delta)}{\epsilon^2} \quad (2)$$

where ϵ, δ per definition of agnostic learning above, C_1, C_2 are constants, and m is the number of training samples.

Recall the convention that Θ denotes the asymptotic complexity of bounding from above and below. It is clear that Equation (2) implies that for fixed k, δ

$$\epsilon = \Theta\left[(\dim(F)/m)^{0.5}\right] \quad (3)$$

Combining Equations (1), (2) and (3), we get for fixed k, δ , an agnostic learning algorithm finds $f \in F$ such that

$$L(f, g, P) = \min_{h \in F} [L(h, g, P)] + \Theta\left[(\dim(F)/m)^{0.5}\right] \quad (4)$$

Equation (4) applies to a neural network. The term on the left is the test loss. The first term on the right is the fitting error, while the second term on the right is the generalization error. A larger network with more trainable weights reduces the fitting error. But the dimensionality of the network scales with the number of weights, and hence the generalization error increases with the size of the network. Fig. 1 shows an oversized off-the shelf linear network³ for the MNIST dataset.

³ https://www.tensorflow.org/datasets/keras_example

Layer (type)	Output Shape	Param #
flatten (Flatten)	(None, 784)	0
dense (Dense)	(None, 1024)	803,840
dropout (Dropout)	(None, 1024)	0
dense_1 (Dense)	(None, 10)	10,250

Total params: 814,090 (3.11 MB)
Trainable params: 814,090 (3.11 MB)
Non-trainable params: 0 (0.00 B)

Fig. 1: Oversized off-the shelf linear network for MNIST

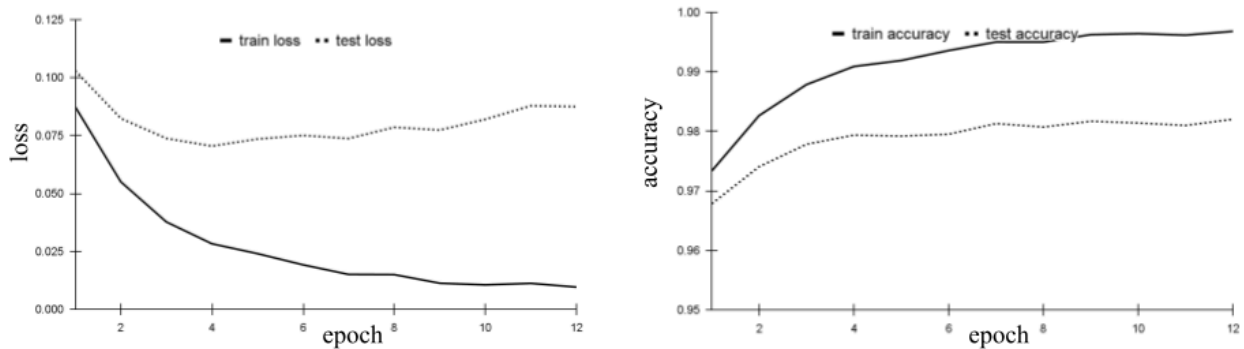


Fig. 2: Gradient descent loss & accuracy; MNIST; average of ten runs.

Fig. 2 shows the training and test cross-entropy loss and accuracy for the network across epochs during gradient descent training. Increasing the number of training epochs improves the train loss and accuracy, but the test loss improves for the first few epochs and then degrades due to overfitting. On extremely large networks, the test loss may degrade after one epoch, resulting in poor utilization of the training samples, Xue et al (2023).

To improve upon the above, we first analyze overfitting in the context of Equation (4). Gradient descent training (a) initializes the weights in the network to small random values and then (b) operating on the training samples, amplifies weights that improve the train loss most. Additional training epochs repeat step (b) on the training samples. Fig. 3 shows the distribution of multiplicative weight values in the layer of 1024 linear units across epochs for the network of Fig. 1. (Multiplicative weights multiply their inputs, while bias weights are additive). The network is initialized to uniform random values as shown by the solid line.

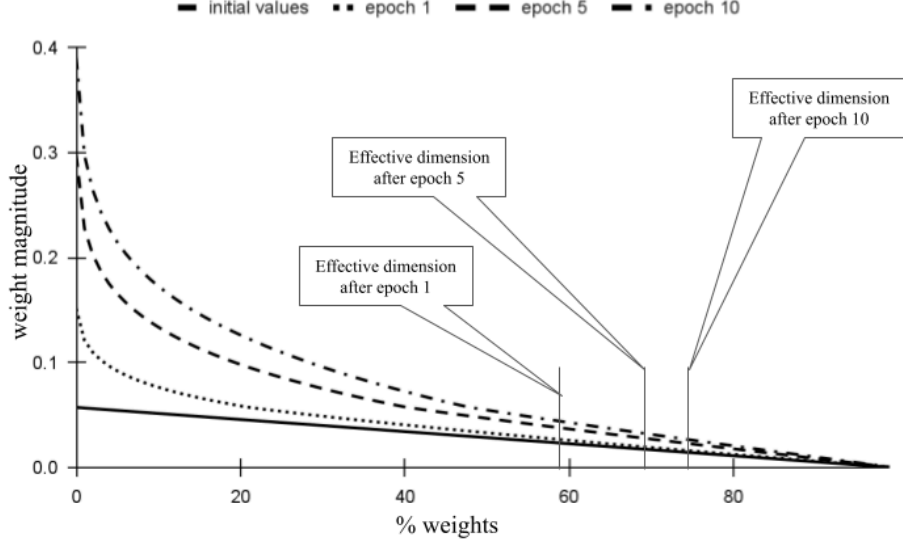


Fig. 3: Weight distribution in a layer across epochs

After the first epoch, important weights, i.e. those with the greatest impact on the loss are amplified, while others are changed little. We can view as important those weights whose magnitude is greater than the median of the random initialization, effectively neglecting the remaining weights. Per Fig. 3, after the first epoch, 56% of the weights lie above the median of the random initialization, 69% after five epochs, and 73% after ten epochs. In essence, the effective capacity of the network rises from 56% to 69% and then 73% of the full capacity. Therefore, as the number of epochs increases, gradient descent effectively increases the effective dimension of the network, thereby reducing the fitting error but increasing the generalization error in Equation (4). After the i^{th} epoch, let F_i denote the effective space of functions spanned by the network in the sense above, and let f_i be the function computed by the neural network. We can rewrite Equation (4) after each epoch as below,

$$L(f_i, g, P) = \min_{h \in F_i} [L(h, g, P)] + \Theta \left[(\dim(F_i)/m)^{0.5} \right] \quad (5)$$

Taking the discrete derivative, we get

$$\Delta/\Delta i (L(f_i, g, P)) = \Delta/\Delta i \left(\min_{h \in F_i} [L(h, g, P)] \right) + \Delta/\Delta i \left(\Theta \left[(\dim(F_i)/m)^{0.5} \right] \right) \quad (6)$$

Referring to Equation (6), we want to progressively squeeze $\dim(F_i)$ while holding the first term on the right at zero, thereby forcing the left hand side to be negative so that the test loss declines at each epoch. This leads us to the Occam Gradient Descent algorithm below that makes efficient and effective use of training samples without overfitting. Specifically, after each epoch, the algorithm clamps to zero the smallest multiplicative weights by magnitude. The algorithm manipulates only the multiplicative weights,

leaving the bias weights untouched. Weights that are clamped to zero are removed from the network and do not participate further, so that at the end of each epoch i , $\dim(F_{i+1}) < \dim(F_i)$.

Let $\tau_i = L(f_i, g, P)$ be the test loss after epoch i and let $\phi_i = \dim(F_i) = (1 - \lambda_{i-1})\phi_{i-1}$ in that the algorithm reduces the number of weights in the network by a fraction λ_{i-1} after the $(i - 1)^{th}$ epoch. Using backward differences for τ and forward differences for ϕ and holding the first term on the right of Equation (6) at zero,

$$C(\tau_i - \tau_{i-1}) \approx ((1 - \lambda_i)\phi_i)^{0.5} - (\phi_i)^{0.5} \quad (7)$$

$$C(\tau_{i-1} - \tau_{i-2}) \approx (\phi_i)^{0.5} - (\phi_i/(1 - \lambda_{i-1}))^{0.5} \quad (8)$$

where C is an unknown constant. Dividing Equations (7) and (8),

$$(\tau_i - \tau_{i-1})/(\tau_{i-1} - \tau_{i-2}) \approx ((1 - \lambda_i)^{0.5} - 1)/(1 - 1/(1 - \lambda_{i-1})^{0.5}) \approx \lambda_i/\lambda_{i-1}$$

Which implies

$$\lambda_i \approx \lambda_{i-1} (\tau_i - \tau_{i-1})/(\tau_{i-1} - \tau_{i-2}) \quad (9)$$

In brief, λ is the learning rate in that at each epoch, weights smaller in absolute value than the λ -quantile of each layer are clamped to zero, where the λ -quantile of a distribution is the value q such that λ is the mass of the distribution below q . For example, for $\lambda = 0.5$, q is the median. The initial learning rate depends on the excess capacity of the network, and is externally supplied to the algorithm. After the first two epochs, the learning rate adapts per Equation (9). As with all gradient descent algorithms, e.g. Kingma & Ba (2014), adaptive learning rates play an important role. The algorithm refers to τ_i as the control loss, which is the loss over a small fraction of the training samples held back during gradient descent training. In our experiments of the next section, using the train loss for control performed just as well as using the loss on a holdback subset of training samples.

Occam Gradient Descent Algorithm

Input: neural network, training samples

Parameters: initial learning rate λ

initialize weights to random values

set $\lambda_2 \leftarrow \lambda_1 \leftarrow \lambda$

For epoch $i = 1, 2, \dots$

run gradient descent for one epoch to get control loss τ_i

if $i > 2$: $\lambda_i \leftarrow \lambda_{i-1} (\tau_i - \tau_{i-1})/(\tau_{i-1} - \tau_{i-2})$

for each layer in the network

let $q \leftarrow \lambda_i$ -quantile of absolute value of non-zero multiplicative weights

clamp to zero all multiplicative weights w such that $|w| < q$

In practice, λ_i is conditioned to a positive interval, e.g. $[\lambda/10, \lambda]$. We also note that on large training sets, the model contraction step in the algorithm can be performed at fractional epochs. Furthermore, contraction can be based on a distribution of any measure of importance on the weights in place of the absolute value.

Fig. 4 shows the loss and accuracy with Occam Gradient Descent on the network of Fig. 1 for MNIST. Comparing Fig. 4 with Fig. 2, it is clear that the algorithm resists overfitting to substantially improve test loss and accuracy. Furthermore, since the model size decreases with epochs, the total computation cost of training is reduced as noted in the next section.

In brief, Occam Gradient Descent interleaves adaptive reduction of model size to minimize the generalization error, with gradient descent on model weights to minimize train loss. In contrast, traditional gradient descent greedily minimizes train loss without regard to the generalization error.

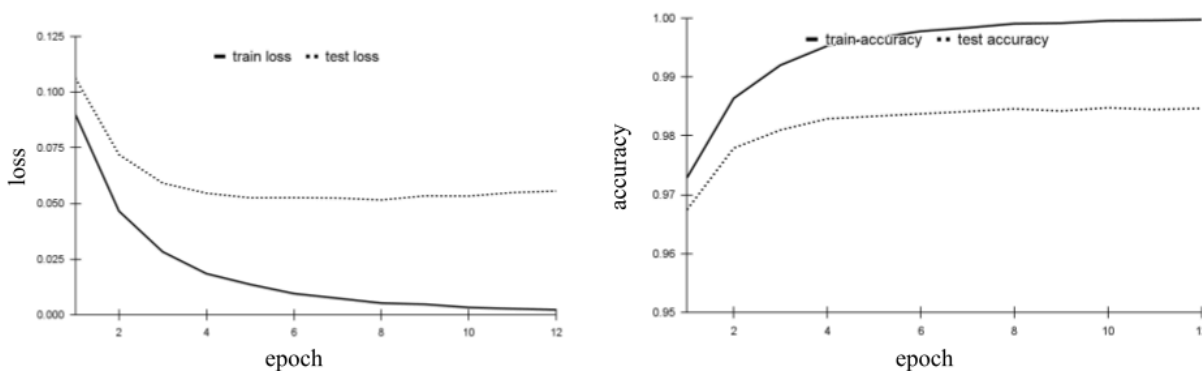


Fig. 4: Occam Gradient Descent loss & accuracy; MNIST; average of ten runs; $\lambda = 0.4$.

Experimental Results

Table 1 compares the performance of the Occam Gradient Descent algorithm on the MNIST network of Fig.1 over twelve epochs, across ten runs. For each algorithm, the table shows the statistics averaged at the epochs with the minimum test loss for each run. We remind the reader that the average at the minimum test loss is distinct from the minimum of the average test loss of Fig. 2 and Fig. 4. The first row shows the statistics for Gradient Descent. The second row shows the statistics for the Occam Gradient Descent algorithm at an initial learning rate $\lambda = 0.4$ and 10% holdback for the control loss. For this algorithm, at the minimum test loss, the average size of the network is $\sim 23\%$ of the original in terms of the number of non-zero weights. The projected compute cost is the average cumulative cost of the epochs across the shrinking network. The third row shows the statistics for Occam Gradient Descent without any holdback, but using the train loss for control. The last row shows the performance of conventional post-train pruning: 6 epochs of gradient descent followed by pruning to target size of 21%, and then retraining for 6 epochs. The 6 epochs are the rounded average number of epochs at which traditional gradient descent minimized test loss, per the ‘‘Compute’’ column of the first row in the table. It is evident that Occam Gradient Descent outperforms the other approaches at a lower computational cost, lower loss, and smaller model size. Code available at Kausik (2024b).

Table 1: Performance on MNIST network of Fig. 1; 12 epochs; 10 run average at best test loss						
Algorithm	Train loss	Train Acc.	Test Loss	Test Acc.	Size	Compute
Gradient Descent	0.0187	99.4%	0.066	98.1%	100%	5.9
Occam Gradient Descent (10% holdback loss, $\lambda = 0.4$)	0.0066	99.9%	0.05	98.5%	23%	3.1
Occam Gradient Descent (train loss, $\lambda = 0.4$)	0.008	99.9%	0.049	98.5%	21%	2.8
Conventional post-train pruning	0.0024	99.9%	0.056	98.5%	21%	7.1

Fig. 5 shows an oversized off-the shelf network⁴ for the CIFAR10 dataset combining both linear units and convolutional units. Fig. 6 shows the corresponding results comparing the performance of gradient descent and Occam Gradient Descent with train loss control. As for MNIST in Table 1, 10% holdback loss control showed similar performance. Fig. 6 also shows the fractional size of the model by epoch. It is clear that Occam Gradient Descent resists overfitting and outperforms gradient descent, even while compressing the network to a small fraction of its original size. Code available at Kausik (2024b).

Layer (type)	Output Shape	Param #
conv2d (Conv2D)	(None, 30, 30, 64)	1,792
max_pooling2d (MaxPooling2D)	(None, 15, 15, 64)	0
conv2d_1 (Conv2D)	(None, 13, 13, 128)	73,856
max_pooling2d_1 (MaxPooling2D)	(None, 6, 6, 128)	0
conv2d_2 (Conv2D)	(None, 4, 4, 128)	147,584
flatten (Flatten)	(None, 2048)	0
dense (Dense)	(None, 128)	262,272
dense_1 (Dense)	(None, 10)	1,290

Total params: 486,794 (1.86 MB)
Trainable params: 486,794 (1.86 MB)
Non-trainable params: 0 (0.00 B)

Fig. 5: Oversized off-the shelf convolutional network for CIFAR10

⁴ <https://www.tensorflow.org/tutorials/images/cnn>

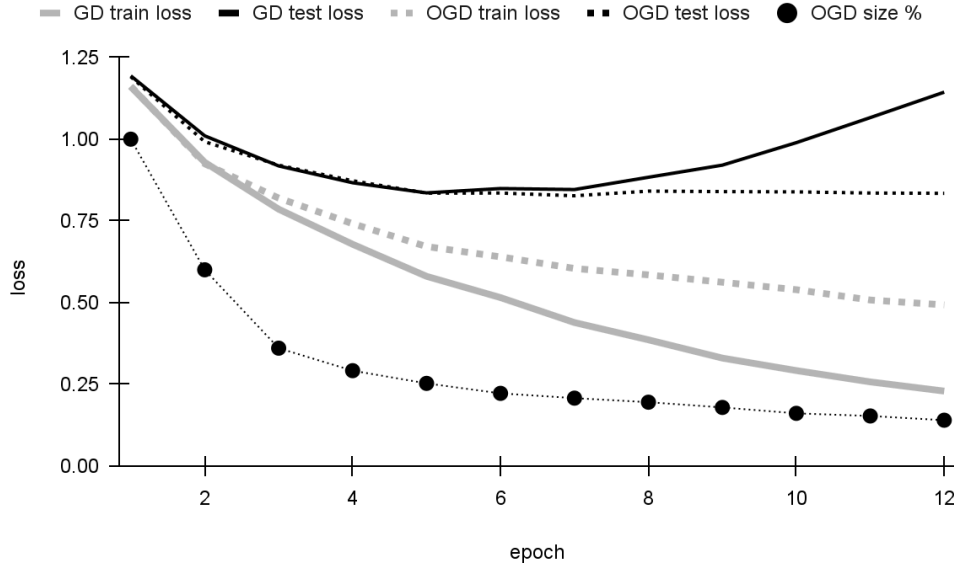


Fig. 6: Gradient Descent (GD) & Occam Gradient Descent (OGD); CIFAR10; train loss control; average of 10 runs; $\lambda = 0.4$.

We now consider the classification of tabular data where an unknown feature must be predicted from a set of known features, a frequent application of machine learning. For example, given a set of patient vitals, diagnose the disease. Such problems are commonly addressed via Boosted Trees and Random Forests, see for example, Sutton (2005), Biau & Scornet (2016). While Boosted Trees and Random Forests naturally resist overfitting, they typically create large models that scale up with the size of the data set. In contrast, deep learning models are relatively compact but subject to overfitting when trained via gradient descent. Since Occam Gradient Descent addresses the overfitting limitation of deep learning networks, we test its applicability to classifying tabular data. Specifically, we compare the performance of Random Forests against a simple neural network with 512 dense linear units trained on tabular data sets. Fig. 7 shows the network for a data set with 21 input features.

Layer (type)	Output Shape	Param #
flatten (Flatten)	(None, 21)	0
dense (Dense)	(None, 512)	11,264
dropout (Dropout)	(None, 512)	0
dense_1 (Dense)	(None, 2)	1,026

Total params: 12,290 (48.01 KB)
 Trainable params: 12,290 (48.01 KB)
 Non-trainable params: 0 (0.00 B)

Fig. 7: Dense linear network of 512 units for binary classification of tabular data with 21 input features

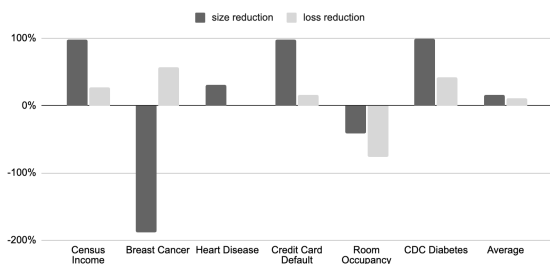
Table 2 compares the performance of Random Forests and neural networks trained on a range of binary tabular classification data sets from the UC Irvine⁵ repository. Each data set was randomly split into a

⁵ <https://archive.ics.uci.edu/datasets>

training set comprising 75% of the samples and a test set of the remaining samples, the split being fixed across runs. For Random Forests, we used the default settings in TensorFlow. On each data set, the neural networks of the form of Fig. 7 were trained for 12 epochs with Gradient Descent (GD Neural Network), and Occam Gradient Descent (OGD Neural Network) with learning rate $\lambda = 0.4$ using training loss for control. Table 2 reports averages at the final epoch across ten runs. Fig. 8 is a visual summary of Table 2. In brief, compared to Random Forests on average across the data sets: neural networks trained with Gradient Descent are ~16% smaller at ~11% better cross-entropy loss; while neural networks trained with Occam Gradient Descent are ~80% smaller at ~20% better cross-entropy loss.

Data Set	Samples	Features	Random Forest			GD Neural Network			OGD Neural Network		
			Size (nodes)	Test Acc.	Test Loss	Size (wts)	Test Acc.	Test Loss	Size (wts)	Test Acc.	Test Loss
Census Income	48,842	14	544,120	86.5%	0.4286	8,706	85.7%	0.3105	1,745	85.9%	0.3080
Breast Cancer	569	30	5,872	95.1%	0.2361	16,898	95.3%	0.1026	3,082	95.2%	0.1191
Heart Disease	303	13	11,754	82.9%	0.3674	8,194	83.6%	0.3681	1,893	83.7%	0.3740
Credit Default	30,000	23	546,372	81.8%	0.5214	13,314	81.5%	0.4405	2,448	81.8%	0.4337
Occupancy	10,129	18	7,630	99.9%	0.0029	10,754	99.9%	0.0051	2,707	99.9%	0.0034
CDC Diabetes	253,680	21	2,909,684	86.5%	0.5396	12,290	86.5%	0.3151	2,239	86.6%	0.3130

Gradient Descent Neural Network vs Random Forest



Occam Gradient Descent Neural Network vs Random Forest

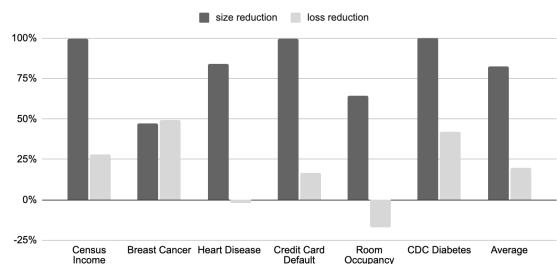


Fig. 8: Size and loss reduction on tabular data sets

Next, we apply Occam Gradient Descent to natural language transformer models. Specifically, the open source nanoGPT⁶ model of Table 3 trained on Shakespeare’s works, with a training set of ~1M tokens, and a test set of ~100K tokens. Fig. 9 shows the test loss for Gradient Descent and the test loss and model size for Occam Gradient Descent against training epochs. Using train loss control, the initial learning rate $\lambda = 0.4$, and the contraction step is applied at intervals of 0.03 epochs. Under gradient descent training,

⁶ <https://github.com/karpathy/nanoGPT/blob/master/README.md>

the model overfits and the test loss is a minimum of 1.4587 at 0.18 epochs, rising with further training. Under Occam Gradient Descent, both the test loss and the model size continue to improve with training. The test loss under Occam Gradient Descent surpasses that of Gradient Descent at 0.264 epochs, at which point the model size is $\sim 20\%$ of its original size in terms of the number of non-zero weights. Reflective of the declining model size, the compute required by Occam Gradient descent for 0.264 epochs is $\sim 60\%$ of the compute effort required by Gradient Descent to achieve its minimum loss at 0.18 epochs.

Table 3: nanoGPT Transformer Language Model with $\sim 11\text{M}$ parameters on Shakespeare's works			
Layers	Heads/layer	Context length	Embed dimension
6	6	128	384

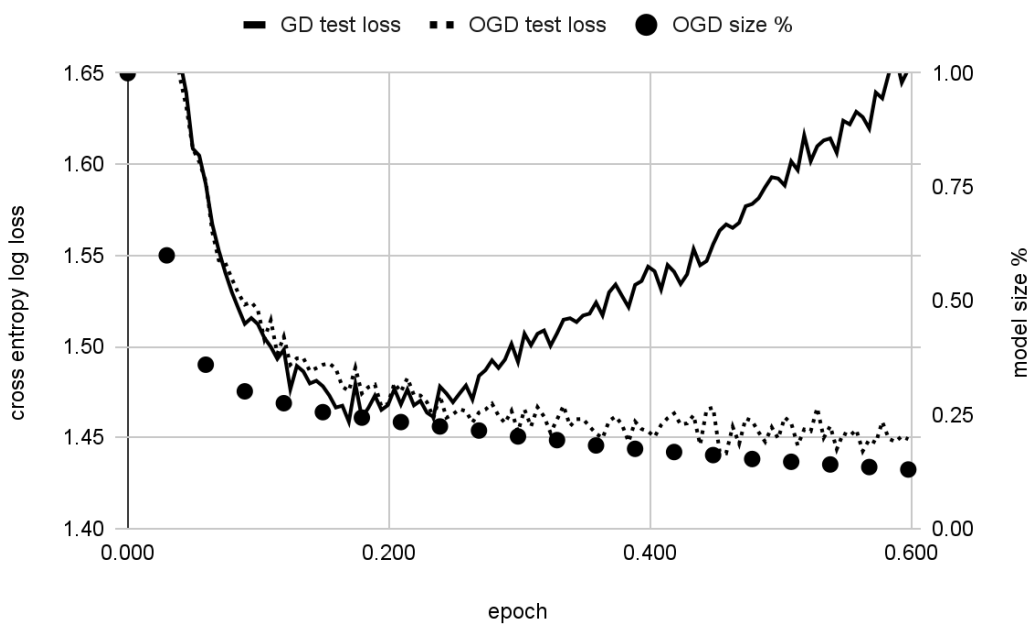


Fig. 9: Gradient Descent (GD) & Occam Gradient Descent (OGD) on a natural language transformer model

Summary

Deep learning neural network models must be large enough to adapt to their problem domain, while small enough to avoid overfitting training data during gradient descent. To balance these competing demands, overprovisioned deep learning models such as transformers are trained for a single epoch on large data sets, and hence inefficient with both computing resources and training data. In response to these inefficiencies, we exploit learning theory to derive Occam Gradient Descent, an algorithm that interleaves adaptive reduction of model size to minimize generalization error, with gradient descent on model weights to minimize fitting error. In contrast, traditional gradient descent greedily minimizes fitting error without regard to generalization error. Our algorithm simultaneously descends the space of weights and topological size of any neural network without modification. With respect to loss, compute and model size, our experiments show (a) on image classification benchmarks, linear and convolutional neural networks trained with Occam Gradient Descent outperform traditional gradient descent with or without

post-train pruning; (b) on a range of tabular data classification tasks, neural networks trained with Occam Gradient Descent outperform traditional gradient descent, as well as Random Forests; (c) on natural language transformers, Occam Gradient Descent outperforms traditional gradient descent.

References

1. Brown, T., Mann, B., Ryder, N., Subbiah, M., Kaplan, J. D., Dhariwal, P., ... & Amodei, D. (2020). Language models are few-shot learners. *Advances in neural information processing systems*, 33, 1877-1901.
2. Rae, J. W., Borgeaud, S., Cai, T., Millican, K., Hoffmann, J., Song, F., ... & Irving, G. (2021). Scaling language models: Methods, analysis & insights from training gopher. *arXiv preprint arXiv:2112.11446*.
3. Smith, S., Patwary, M., Norick, B., LeGresley, P., Rajbhandari, S., Casper, J., ... & Catanzaro, B. (2022). Using deepspeed and megatron to train megatron-turing nlg 530b, a large-scale generative language model. *arXiv preprint arXiv:2201.11990*
4. Thoppilan, R., De Freitas, D., Hall, J., Shazeer, N., Kulshreshtha, A., Cheng, H. T., ... & Le, Q. (2022). Lamda: Language models for dialog applications. *arXiv preprint arXiv:2201.08239*.
5. Gent, E. (2023), When Large Language Models Shrink, IEEE Spectrum, <https://spectrum.ieee.org/large-language-models-size>.
6. Kaplan, Jared, Sam McCandlish, Tom Henighan, Tom B. Brown, Benjamin Chess, Rewon Child, Scott Gray, Alec Radford, Jeffrey Wu, and Dario Amodei. "Scaling laws for neural language models." *arXiv preprint arXiv:2001.08361* (2020).
7. Hoffmann, J., Borgeaud, S., Mensch, A., Buchatskaya, E., Cai, T., Rutherford, E., ... & Sifre, L. (2022). Training compute-optimal large language models. *arXiv preprint arXiv:2203.15556*.
8. Kausik, B. N. (2024a). Scaling Efficient LLMs. *arXiv preprint arXiv:2402.14746*.
9. Chang, X., Li, Y., Oymak, S., & Thrampoulidis, C. (2021, May). Provable benefits of overparameterization in model compression: From double descent to pruning neural networks. In *Proceedings of the AAAI Conference on Artificial Intelligence* (Vol. 35, No. 8, pp. 6974-6983).
10. Xue, F., Fu, Y., Zhou, W., Zheng, Z., & You, Y. (2023). To Repeat or Not To Repeat: Insights from Scaling LLM under Token-Crisis. *arXiv preprint arXiv:2305.13230*.
11. LeCun, Yann, John Denker, and Sara Solla. "Optimal brain damage." *Advances in neural information processing systems 2* (1989).
12. Hassibi, B., Stork, D. G., & Wolff, G. J. (1993, March). Optimal brain surgeon and general network pruning. In *IEEE international conference on neural networks* (pp. 293-299). IEEE.
13. Han, S., Pool, J., Tran, J., & Dally, W. (2015). Learning both weights and connections for efficient neural network. *Advances in neural information processing systems*, 28.
14. Liu, Z., Sun, M., Zhou, T., Huang, G., & Darrell, T. (2018). Rethinking the value of network pruning. *arXiv preprint arXiv:1810.05270*.
15. Blalock, D., Gonzalez Ortiz, J. J., Frankle, J., & Guttag, J. (2020). What is the state of neural network pruning?. *Proceedings of machine learning and systems*, 2, 129-146
16. Sun, M., Liu, Z., Bair, A., & Kolter, J. Z. (2023). A simple and effective pruning approach for large language models. *arXiv preprint arXiv:2306.11695*.

17. Frantar, E., & Alistarh, D. (2023, July). Sparsegpt: Massive language models can be accurately pruned in one-shot. In *International Conference on Machine Learning* (pp. 10323-10337). PMLR.
18. Hinton, G., Vinyals, O., & Dean, J. (2015). Distilling the knowledge in a neural network. *arXiv preprint arXiv:1503.02531*.
19. Chen, G., Choi, W., Yu, X., Han, T., & Chandraker, M. (2017). Learning efficient object detection models with knowledge distillation. *Advances in neural information processing systems*, 30.
20. Asami, T., Masumura, R., Yamaguchi, Y., Masataki, H., & Aono, Y. (2017, March). Domain adaptation of DNN acoustic models using knowledge distillation. In *2017 IEEE International Conference on Acoustics, Speech and Signal Processing (ICASSP)* (pp. 5185-5189). IEEE.
21. Valiant, L. G. (1984). A theory of the learnable. *Communications of the ACM*, 27(11), 1134-1142.
22. Natarajan, B. K. (1989). On learning sets and functions. *Machine Learning*, 4, 67-97.
23. Haussler, D. (1992), 'Decision theoretic generalizations of the PAC model for neural net and other learning applications', *Information and Computation* 100(1), 78-150.
24. Shalev-Shwartz, S., & Ben-David, S. (2014). *Understanding machine learning: From theory to algorithms*. Cambridge university press.
25. Blumer, A., Ehrenfeucht, A., Haussler, D., & Warmuth, M. K. (1987). Occam's razor. *Information processing letters*, 24(6), 377-380.
26. Board, R., & Pitt, L. (1990, April). On the necessity of Occam algorithms. In *Proceedings of the twenty-second annual ACM symposium on Theory of computing* (pp. 54-63). ACM.
27. Natarajan, B. K. (1993, August). Occam's razor for functions. In *Proceedings of the sixth annual conference on Computational learning theory* (pp. 370-376). ACM.
28. Mocanu, D. C., Mocanu, E., Stone, P., Nguyen, P. H., Gibescu, M., & Liotta, A. (2018). Scalable training of artificial neural networks with adaptive sparse connectivity inspired by network science. *Nature communications*, 9(1), 2383.
29. Zhang, Z., Tao, R., & Zhang, J. (2023). Neural Network Pruning by Gradient Descent. *arXiv preprint arXiv:2311.12526*.
30. White, C., Safari, M., Sukthanker, R., Ru, B., Elsken, T., Zela, A., ... & Hutter, F. (2023). Neural architecture search: Insights from 1000 papers. *arXiv preprint arXiv:2301.08727*.
31. Sutton, C. D. (2005). Classification and regression trees, bagging, and boosting. *Handbook of statistics*, 24, 303-329.
32. Biau, G., & Scornet, E. (2016). A random forest guided tour. *Test*, 25, 197-227.
33. Kingma, D. P., & Ba, J. (2014). Adam: A method for stochastic optimization. *arXiv preprint arXiv:1412.6980*.
34. Kausik, B.N., (2024b), https://github.com/bnkausik/occam_gradient_descent