
CycleFormer : TSP Solver Based on Language Modeling

Jieun Yook¹, Junpyo Seo², Joon Huh², Han Joon Byun³, and Byung-ro Moon^{*}

^{1,2,3,*}Department of Computer Science and Engineering,

^{1,2,3,*}Seoul National University,

^{1,2,3,*} {yookje, jpseo99, tonyhuh, byunhanjoon, moon }@snu.ac.kr

^{*}Corresponding Author

Abstract

We propose a new transformer model for the Traveling Salesman Problem (TSP) called CycleFormer. We identified distinctive characteristics that need to be considered when applying a conventional transformer model to TSP and aimed to fully incorporate these elements into the TSP-specific transformer. Unlike the token sets in typical language models, which are limited and static, the token (node) set in TSP is unlimited and dynamic. To exploit this fact to the fullest, we equated the encoder output with the decoder linear layer and directly connected the context vector of the encoder to the decoder encoding. Additionally, we added a positional encoding to the encoder tokens that reflects the two-dimensional nature of TSP, and devised a circular positional encoding for the decoder tokens that considers the cyclic properties of a tour. By incorporating these ideas, CycleFormer outperforms state-of-the-art (SOTA) transformer models for TSP from TSP-50 to TSP-500. Notably, on TSP-500, the optimality gap was reduced by approximately 2.8 times, from 3.09% to 1.10%, compared to the existing SOTA. The code will be made available at <https://github.com/Giventicket/CycleFormer>.

1 Introduction

Since the creation of the Transformer^[35] in Natural Language Processing (NLP) in 2017, revolutionary models with remarkable performance have emerged in various fields, such as ChatGPT^[27], Bard^[25], LLaMa^[34], AlphaFold2^[17], and Dall-E 2^[26]. As a natural progression, attempts have begun to solve combinatorial optimization problems such as the Traveling Salesman Problem (TSP) using deep learning, from CNNs to RNNs and then to transformer-based models. TSP involves finding the shortest Hamiltonian cycle traversing every node, given the coordinates of N cities (nodes, vertices, tokens). As the number of cities increases, the computational complexity grows exponentially, which makes it a representative computer science NP-hard problem. To address this, various heuristics have been applied. Heuristic algorithms can be broadly classified into iterative improvement algorithms, such as 2-opt^[2] and LKH^[11,12], and stochastic algorithms, such as genetic algorithms^[6,13,28,29]. The first transformer-based TSP solver was proposed by Kool et al.(AM^[19]). Despite the numerous attempts, there remains a significant gap in quality compared to top-tier heuristic algorithms. However, similar to AlphaGo^[31], which was not powerful with just its base deep neural network but defeated the world's best professionals by combining post-processing search like Monte Carlo Tree Search (MCTS), the performance of the transformer itself holds significant meaning as the core engine of solving pipeline.

Recently proposed transformer-based TSP solvers^[5,14,19,20,23] are shown in Table 1. The transformer, a model that seeks for relationships between nodes through attention mechanisms, is well-suited to

Table 1: Representative works of deep learning based TSP solvers

Algorithm	Transformer Based	Learning Type	Needs positional Embedding
AM ^[19]	✓	RL	No
GCN ^[16]		SL	No
Transformer for TSP ^[5]	✓	RL	Only Decoder PE
POMO ^[20]	✓	RL	No
DACT ^[23]	✓	RL	Yes, trainable
Pointerformer ^[14]	✓	RL	No
OURS (CycleFormer)	✓	SL	Yes, not trainable

the essence of TSP, which requires determining which city to visit next based on the cities already visited. However, existing studies have faced metaphorical difficulties in adapting the transformer to the TSP domain, since it was originally designed for language models.

One of the differences between the transformer in the language domain and the transformer in the TSP domain is the meaning of tokens. In the language domain, words (or subwords) are defined as tokens. However, in the TSP domain, each node typically becomes a token, and unlike a set of words, the set of real-number coordinates of nodes is unlimited, cannot be known in advance, and are completely unrelated. In this design, token indices are insignificant, and the positional relationship between adjacent tokens is meaningless. Another key difference is duplication. Unlike language domains, in TSP solutions, no city should be decoded more than once to form a Hamiltonian cycle. To prevent duplication, a visited mask is used during TSP decoding.

In this paper, we propose CycleFormer, a transformer-based TSP solver. This model combines the characteristics of the TSP with the advantages of a language model-based transformer trained using supervised learning (SL). While SL has the advantage of faster training due to visited mask, and more stable convergence than reinforcement learning (RL), existing transformer-based TSP solvers have a limitation in that they are trained with RL, thus not fully utilizing these advantages. Although optimal solvers for SL has the limitation of not being able to know the global optimum due to the NP-hard nature of the TSP when the problem size becomes very large, this issue can be overcome if a transformer trained on problems of a reasonable size possesses generality and scalability. Therefore, SL and RL will exist together, for the moment.

We focus exclusively on the Euclidean Symmetric TSP, where the distance between two cities is the same in both directions. To ensure that the transformer fully captures the characteristics of the TSP, we have made significant modifications to the original architecture. The contribution of our paper is as follows:

- We designed the positional encoding (PE) on the decoder’s side to account that the TSP solution forms a cycle, making our solution invariant to rotation and flip. Consequently, the starting node has a significant relationship with both the next and the last nodes, while it has the least relationship with the nodes in the middle of the tour.
- We leverage spatial positional encoding based on 2D coordinates on the encoder’s side. This method, used in vision transformers (DETR^[7]), is applied to TSP for the first time to our knowledge. The encoder and decoder use entirely different positional embeddings.
- As the input to the decoder, we use the context embedding (i.e., memory) from the final output of the encoder. This approach exploits the fact that, in TSP, the set of tokens used in both the encoder and decoder is the same, thereby maximizing the use of acquired information immediately.
- We replace the transformer’s final linear layer with a *Dynamic Embedding*, which is the context encoding of the graph and serves as the encoder output (i.e., memory). To our best knowledge, this is the first attempt to use an intermediate vector as the final transformation matrix.

We aimed to create a modified model that maximizes the advantages of the original transformer’s mechanism. CycleFormer is trained using SL and employs an auto-regressive decoding method. It fully considers the positional embeddings of both the encoder and decoder, making it more similar to the original transformer than any existing transformer-based TSP solver. On the other

hand, it significantly differs from the original transformer in its use of token embedding, positional embedding, modification of the decoder input, and exploitation of the encoder’s context vector in the decoder output. By leveraging the performance improvement mechanisms used in Large Language Models (LLMs), such as increasing the embedding dimension and the number of attention blocks, similar improvements could be achieved for transformer-based TSP solvers. Our experimental results confirmed that CycleFormer exhibits such phenomenon.

2 Related Works

2.1 Conventional TSP Algorithms

Two representative approaches for TSP are the constructive approach and the iterative-improvement approach. The former starts from an empty set and gradually adds edges to complete a valid solution, while the latter starts from a valid solution (Hamiltonian cycle) and improves the solution through a sequence of edge replacements. Constructive approaches include dynamic programming^[4], branch and cut (bound)^[22], deep networks^[30], and heuristics like the nearest-neighbor algorithm^[15].

Another perspective divides methods into exact algorithms, that guarantee a global optimum, and approximation algorithms. Examples of exact algorithms include branch and cut, branch and price, and dynamic programming. Concorde^[2,3], a representative example of branch and cut, applies various heuristics to find optimal solutions for problems with up to 85,900 nodes.

Approximation algorithms do not guarantee an optimal solution but aim to find high-quality solutions within a given time frame. Examples include the nearest neighbor algorithm, 2-opt^[2], 3-opt algorithms, LKH algorithm^[11], simulated annealing^[18], genetic algorithms^[6,13,28,29], and deep networks. Among these, the Lin-Kernighan-Helsgaun algorithm^[11,12] and the edge assembly crossover genetic algorithm^[13] have shown top-tier performance.

2.2 Transformer based TSP Algorithms

Even though many transformer-based approaches are approximation algorithms and cannot match exact solver like Concorde^[2,3] by themselves, they show great potential as base engines that can synergize with other approaches. For example, the policy network of AlphaGo^[31], trained with SL, improved the hit ratio (accuracy) of the previous state-of-the-art (SOTA)^[8] for the next move from 44.4% to 57% at that time. Hit ratio of 57% alone was not enough to surpass mid-level amateurs, however when combined with MCTS as a base engine, it was finally able to defeat the world’s top professional Go players. The transformer for TSP should be viewed in the same context. Even a modest improvement in the hit ratio can significantly enhance its attractiveness as a base engine for other search systems.

The initial model of transformer-based TSP solvers was AM^[19], which used pointer networks^[36] and attention mechanisms to predict the probability distribution of next cities. POMO^[20] took advantage of the fact that TSP solutions form cycles, and used multiple roll-outs in decoding which significantly improved training stability. Ma et al. proposed the Dual-Aspect Collaborative Transformer (DACT^[23]). They designed the model to learn both node and positional embeddings through Multi-Head Attention (MHA) and Feed-Forward (FF) layers, thereby fully utilizing positional information. They enhanced the performance of the initial solution with local adjustments like 2-opt and initialized positional embeddings to ensure the TSP solution maintained circularity.

Bresson^[5] deviated from AM^[19], by embedding the starting point into the decoder to learn which node to start decoding from. They also used sinusoidal PE in the decoder. The aforementioned studies^[5,19,20,23] had limitations due to memory issues when solving larger TSP problems. Pointerformer^[14] introduced reversible residual network^[10] to the transformer that do not need to store backward variables for backpropagation and could drastically reduce memory consumption. Therefore, Pointerformer became the first end-to-end model capable of solving TSP-500.

3 The CycleFormer Approach

3.1 Overview of Our Framework

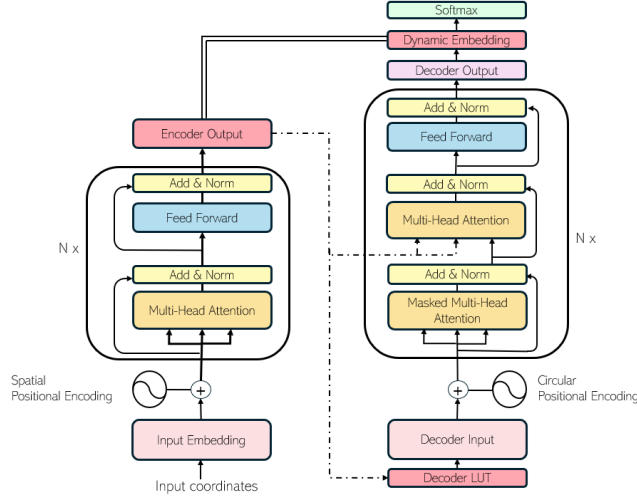


Figure 1: Architecture of our model, CycleFormer

CycleFormer, shown in Figure 1, fully reflects the positional information of TSP instances and the characteristics of solutions forming cycles through PEs. An instance with N vertices consists of coordinates $p_i \in \mathbb{R}^2$ ($i = 1, 2, \dots, N$), which initializes the input embedding $e \in \mathbb{R}^{N \times d}$ as expressed in equation (1). Subsequently, the nodes of the graph are encoded through L layers of MHA and FF blocks. Then, using the encoded graph embeddings, the TSP solution is sequentially decoded (auto-regressively) through L self-attention, cross-attention, and FF blocks. At each step, the decoder selects nodes according to the probability distribution provided, masking visited nodes to prevent revisits. CycleFormer is trained with supervised learning, using cross-entropy as the loss function. FlashAttention^[9] is also employed to enhance the speed of transformer model. The methods used in training and algorithm used on inference are detailed in Appendix A.1 and A.2.

3.1.1 Notations

The parameters used in CycleFormer are summarized in Table 2. The explanations for dropout and label smoothing are omitted for convenience. Subscript notation is used to denote row vectors, while elements of column vectors are denoted using square brackets.

3.1.2 Encoder

In the encoder layer, after converting the input coordinates into the embedding space, residual updates are performed using self-attention and feed-forward modules that reflect the attention information between each token. Before performing the first attention operation, spatial positional encoding information is injected into the embeddings. This can be expressed formally as follows:

$$e_i = p_i W_e + b_e \quad (1)$$

$$x_{e,i}^1 = e_i + p_{e,i}, \quad (i = 1, 2, \dots, N) \quad (2)$$

$$h_e^l = \text{LayerNorm}(x_e^l + \text{MHA}(q = x_e^l, k = x_e^l, v = x_e^l)) \quad (3)$$

$$z_e^l = \text{LayerNorm}(h_e^l + \text{FFN}(h_e^l)), \quad (l = 1, 2, \dots, L) \quad (4)$$

$$x_e^{l+1} = z_e^l, \quad (l = 1, 2, \dots, L - 1) \quad (5)$$

The final output of the encoder z_e^L represents the encoded graph's vertices and is maximally exploited in this model. First, it is used as the input LUT for the decoder, from which the decoder tokens (partial tour) are embedded, combined with Circular PE, and provided as the input to the decoder's Masked-MHA module. Second, it is used as the Key and Value in cross-attention. Finally, it is used as *Dynamic Embedding* of section 3.3, allowing the decoder output embedding to match the most similar encoded vertex representation.

Table 2: Model architecture parameters

Parameter	Description
N	Number of nodes in the instance.
V	Number of currently visited nodes.
L	Total number of layers in the encoder and decoder.
d	Dimension of the instance embedding.
$t_{gt}[v]$ ($v = 1, 2, \dots, N$)	Optimal tour sequences
$t_{pred}[v]$ ($v = 1, 2, \dots, V$)	Decoded nodes.
VisitedMask $\in \mathbb{R}^{V \times N}$	Matrix used to mask already visited nodes to ensure a feasible tour.
$p_i \in \mathbb{R}^2$ ($i = 1, 2, \dots, N$)	Input coordinates of the instance.
$W_e \in \mathbb{R}^{2 \times d}, b_e \in \mathbb{R}^d$	Weight and bias for transforming the input coordinates to embeddings.
$e \in \mathbb{R}^{N \times d}$	Instance embedding.
$pe_e / pe_d \in \mathbb{R}^{N \times d}$	positional embedding of the encoder / decoder.
$x_e^l / h_e^l \in \mathbb{R}^{N \times d}$ ($l = 1, 2, \dots, L$)	Input embedding of the l -th MHA module / Feed Forward module of the encoder.
$x_d^l \in \mathbb{R}^{V \times d}$ ($l = 1, 2, \dots, L$)	Input embedding of the masked-MHA (self-attention) module of the decoder.
$h_{d1}^l / h_{d2}^l \in \mathbb{R}^{V \times d}$ ($l = 1, 2, \dots, L$)	Input embedding of the Feed Forward module / MHA (cross-attention) module of the decoder.
$z_e^l / z_d^l \in \mathbb{R}^{N \times d}$ ($l = 1, 2, \dots, L$)	Output embedding of the encoder / decoder.
$y_{pred} \in \mathbb{R}^{V \times N}$	Final output of the model, representing the probability distribution of the next node.
$y_{gt} \in \mathbb{R}^{(N-1) \times N}$	Ground truth labels represented as a one-hot encoded matrix.

3.1.3 Decoder

The decoder directly utilizes the final output embedding z_e^L from the encoder as the feature embedding for the partial tour. Since z_e^L encapsulates the essence of the graph’s vertices, it enables more effective decoding compared to using random input or sharing the encoder’s input $x_{e,i}^1$. Section 4.3.2 experimentally shows its usefulness. By employing a causal mask, paths that have not been decoded at the current time step do not participate in the cross attention. This can be expressed formally as follows:

$$x_{d,v}^1 = z_{e,t_{pred}[v]}^L + pe_{d,v}, \quad (v = 1, 2, \dots, V) \quad (6)$$

$$h_{d1}^l = \text{LayerNorm}(x_d^l + \text{Masked-MHA}(q = x_d^l, k = x_d^l, v = x_d^l)) \quad (7)$$

$$h_{d2}^l = \text{LayerNorm}(h_{d1}^l + \text{MHA}(q = h_{d1}^l, k = z_e^L, v = z_e^L)) \quad (8)$$

$$z_d^l = \text{LayerNorm}(h_{d2}^l + \text{FFN}(h_{d2}^l)), \quad (l = 1, 2, \dots, L) \quad (9)$$

$$x_d^{l+1} = z_d^l, \quad (l = 1, 2, \dots, L - 1) \quad (10)$$

3.1.4 Linear Layer

The final output of the encoder z_e^L is a vector that well represents the features of the input nodes in each instance. Therefore, it is reasonable to interpret the decoder’s final output z_d^L based on z_e^L . To achieve this, we use the encoder’s final output z_e^L as the *Dynamic Embedding*, and perform an inner product operation with the embedding output from the decoder z_d^L to measure node similarity. The inner product operation is similar to calculating the cosine similarity between two vectors, allowing us to select the next node most relevant to the current path. These inner product values become logits,

and we can use the softmax function to calculate the next node probability distribution. This can be expressed formally as follows:

$$y_{pred} = \text{softmax}(z_d^L (z_e^L)^T + \text{VisitedMask}) \quad t_{V+1} = \text{argmax}_t y_{pred,V}[t] \quad (11)$$

The matrix $\text{VisitedMask} \in \mathbb{R}^{V \times N}$ is meticulously crafted to circumvent the decoding of redundant nodes. Each entry $\text{VisitedMask}[i][j]$ serves the pivotal role of indicating whether the j -th token has been visited during the i -th decoding step. Upon visitation, the element is set to $-\infty$ to disqualify its re-selection, thereby ensuring uniqueness in the decoded sequence. Conversely, unvisited tokens are marked with 0, symbolizing their eligibility for selection. This can be expressed as follows:

$$\text{VisitedMask}[i][j] = \begin{cases} -\infty & \text{if } j = t_{\text{pred}}[1], t_{\text{pred}}[2], \dots, t_{\text{pred}}[i] \\ 0 & \text{otherwise} \end{cases} \quad (i = 1, 2, \dots, N - 1) \quad (12)$$

3.2 Positional Encoding

PE is one of the key design elements of the transformer. In language models, positional encoding indicates the order of the sequence. Since the transformer was first proposed, various studies^[32,37] on PE have been conducted. We considered PE to be a key component when adapting the transformer from the language domain to the TSP domain. In the encoder, we introduced spatial PE used in the vision domain to reflect the 2D coordinates of tokens. In the decoder, we devised a new PE called circular PE.

3.2.1 Spatial positional Encoding on Encoder

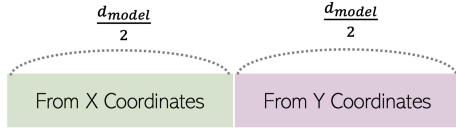


Figure 2: Spatial positional embedding

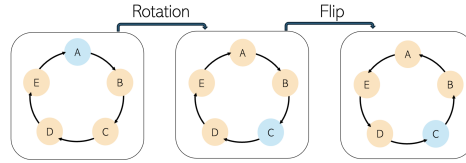


Figure 3: Invariance properties of TSP solutions

In vision transformers, each token corresponds to a patch of an image. Since it is appropriate to have 2D coordinates (information) for patches, unlike in the language domain, DETR^[7] used spatial positional encoding. Spatial positional encoding extends the existing sinusoidal positional encoding to two dimensions by applying the sinusoidal PE formula equation 13 row-wise and column-wise and concatenating them, as shown in Figure 2. We apply spatial positional encoding to the TSP domain for the first time, allowing the 2D nature of tokens to be reflected.

3.2.2 Circular positional Encoding on Decoder

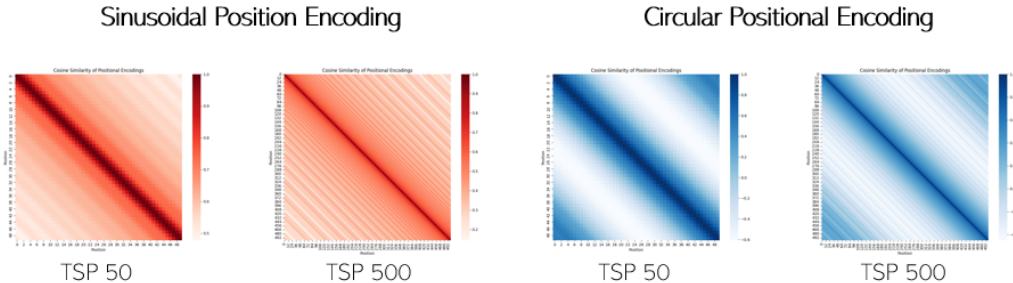


Figure 4: Cosine similarity comparison of our Circular PE with sinusoidal PE on a TSP-50/500

PE is designed so that the inner product values of PEs for nearby tokens are greater than those for distant tokens. This ensures that closer tokens are more significantly considered during the token

transformation process. Circular PE reflects the fact that tokens of TSP are positioned in a ring. Specifically, when there are N tokens, the PE is designed so that the first token and the $\frac{N}{2}$ th token are the furthest apart, while the first token is closest to both the second token and the last one. By reflecting the circular property of the node sequence in this way, the PE becomes invariant to rotation and flipping, as can be seen in Figure 3.

Figure 4 shows the similarity between PEs of nodes, measured pairwise after arranging the vertices according to the optimal tour order for TSP-50 and TSP-500. The red figures represents the inner product of sinusoidal PEs, while the blue figures represents the inner product of circular PEs. As mentioned earlier, the similarity is higher for tokens close to each other on the cycle, and it decreases as the distance approaches $\frac{N}{2}$. In contrast, this property is absent in the sinusoidal PE on the left. Roughly speaking, the distribution of inner product values is bimodal in the circular PE, as opposed to the unimodality of sinusoidal PE. Equation 13 represents the sinusoidal PE, and equation 14 represents the circular PE proposed in this paper. Section 4.3.1 will show that circular PE, which exploits the cyclic nature of TSP solutions, is more effective than the commonly used sinusoidal PE.

$$\begin{cases} \text{Sinusoidal PE}_{(pos, 2i)} = \sin\left(\frac{pos}{10000^{2i/d_{model}}}\right) \\ \text{Sinusoidal PE}_{(pos, 2i+1)} = \cos\left(\frac{pos}{10000^{2i/d_{model}}}\right) \end{cases} \quad (13)$$

$$\begin{cases} \text{Circular PE}_{(pos, 2i)} = \sin\left(\frac{pos}{10000^{2i/d_{model}}} + 2\pi \cdot \frac{pos}{N}\right) \\ \text{Circular PE}_{(pos, 2i+1)} = \cos\left(\frac{pos}{10000^{2i/d_{model}}} + 2\pi \cdot \frac{pos}{N}\right) \end{cases} \quad (14)$$

3.3 Dynamic Embedding on Linear Layer

In the transformer’s linear layer, the refined embedding from the decoder’s L attention blocks is inner-producted with the embeddings of the linear layer. Through the *softmax layer*, the embedding with the highest inner product value (i.e., the most similar) is selected. In the language domain, a look-up table (LUT), which is a kind of dictionary that gathers the tokens of the encoder and decoder, is used as the embedding for the linear layer. This process calculates which token in the LUT is most similar to the refined embedding from the decoder. In the TSP domain, the Encoder Input LUT is the set of vertices that make up the graph, which changes instance by instance. In this respect, the LUT in TSP is dynamic, whereas the LUT in the language domain acts like a dictionary and is thus static.

In the TSP domain, each node has no inherent meaning. Even if two nodes have the same coordinates, the context of the node is determined by the distribution of other nodes in the instance they belong to. Therefore, training a linear layer to find the next node to visit in the decoder output is meaningless. So, we replace the transformer’s final linear layer with the encoder output; we call this a *Dynamic Embedding*. That is, the encoder’s output vectors become the weights of the linear layers. Section 4.3.3 shows that this change results in a significant improvement in quality.

4 Experiment

To test the proposed CycleFormer, we used Random TSP as benchmark and compared its performance with state-of-the-art transformer-based approaches. Random TSP consists of data generated by randomly placing N nodes within a $[0, 1]^2$. In this experiment, we consider only Euclidean Symmetric TSPs with sizes between 50 and 500 nodes. The optimality gap measures the difference between the optimal solution length and the solution length generated by the model.

4.1 Experimental Settings

We trained the model on Random TSP data with instance sizes of 50, 100, 500. For training data, we used 1,502,000 instances for TSP-50 and TSP-100, 128,000 instances for TSP-500. For test data, we used 1,280 instances for sizes up to 100, and 128 instances for size 500. Implementation Details are in Appendix A.3.

Table 3: Results on large-scale Random TSP. The parts marked with an * are results taken directly from Sun and Yang^[33]. DACT^[23], which is based on a transformer model but includes extra heuristics like 2-opt, was excluded from the comparison.

Algorithm	Decoding Type	TSP-50		TSP-100		TSP-500	
		Length	Gap (%)	Length	Gap (%)	Length	Gap (%)
CONCORDE	Exact	5.69	0	7.76	0	16.55	0
LKH-3 (DEFAULT)	Heuristic	5.69	0	7.76	0	16.55	0
AM*	Greedy	5.8	1.76	8.12	4.53	20.02	20.99
GCN*	Greedy	5.87	3.1	8.41	8.38	29.72	79.61
Transformer for TSP*	Greedy	5.71	<u>0.31</u>	7.88	1.42	N/A	N/A
POMO*	Greedy	5.73	0.64	7.84	<u>1.07</u>	N/A	N/A
Pointerformer	Greedy	5.71	0.31	7.85	1.18	17.65	6.43
OURS (CycleFormer)	Greedy	5.72	0.59	7.91	1.88	19.53	17.79
OURS (CycleFormer, large)	Greedy	5.70	0.18	7.79	0.43	17.66	<u>6.51</u>
AM*	Multi-start	5.73	0.52	7.94	2.26	19.53	18.03
GCN*	Multi-start	5.70	<u>0.01</u>	7.87	1.39	30.37	83.55
Transformer for TSP*	Multi-start	5.69	0.00	7.76	0.39	N/A	N/A
POMO*	Multi-start	5.69	0.03	7.77	0.14	N/A	N/A
Pointerformer	Multi-start	5.69	0.00	7.77	0.12	17.10	<u>3.09</u>
OURS (CycleFormer)	Multi-start	5.69	0.04	7.77	<u>0.09</u>	17.35	4.60
OURS (CycleFormer, large)	Multi-start	5.69	<u>0.01</u>	7.76	-0.00	16.77	1.10

Our base model is CycleFormer with an embedding dimension of 128, and the number of encoder and decoder layers is 6 each, with 8 heads in the MHA. The larger version of the model, CycleFormer Large has an embedding dimension of 256, 12 encoder and decoder layers, and 8 heads in the MHA. The model is implemented in PyTorch, and upon publication, the trained model and related data will be made available. Since Concorde^[2,3] only considers up to six decimal places, negative values may appear in the optimality gap.

4.2 Experimental Results

The experimental results for testing Random TSP are shown in Table 3. For the test set, we used 1,280 instances for TSP-50 and TSP-100, 128 instances for TSP-500. The length and optimality gap are the averages of the results. Performance is based on the optimality gap, with the best results in bold and the runner-up results underlined. The experiments were conducted using two main decoding methods: greedy decoding, which generates the next node in a greedy manner, and multi-start decoding, which decodes from each node as a starting point and selects the best solution.

In greedy decoding, CycleFormer Large demonstrated the best performance in TSP-50 and TSP-100 compared to other transformer-based models. For TSP-500, CycleFormer Large ranked second following Pointerformer in performance. In multi-start decoding, CycleFormer Large was the runner-up in TSP-50 and achieved the best performance in TSP-100 and TSP-500. Notably, in TSP-500, CycleFormer Large recorded the optimality gap 1.10, significantly outperforming the runner-up Pointerformer of the optimality gap 3.09.

CycleFormer shows greater improvement than Pointerformer when using multi-start decoding instead of greedy decoding across different TSP sizes. Specifically, CycleFormer exhibits a 21.7 times improvement in TSP-100, 3.9 times in TSP-500, whereas Pointerformer improves by 9.9, 2.1 times respectively. This indicates CycleFormer’s superior ability to minimize total tour length.

4.3 Ablation Experiments

To verify the utility of the model’s architecture, we conducted experiments by changing the conditions of the encoder/decoder’s PE, the decoder’s input, and *Dynamic Embedding*. To compare various conditions, we reduced the dataset size by one-tenth for TSP-50, using 150,200 instances, and trained the model for 100 epochs. The test set remains as described in Appendix A.3. Except for the elements changed for ablation, all configurations are the same as those used in CycleFormer.

4.3.1 Positional Embedding

The initialization of token embeddings with fixed bias values is crucial for transformer models. Spatial positional encoding was introduced in the encoder to reflect 2D nodes’ coordinates, improving

Table 4: Ablations on positional embedding

Encoder PE		Decoder PE		TSP-50
None	Spatial	Sinusoidal	Circular	Gap (%)
✓			✓	4.02
	✓	✓		4.12
	✓		✓	3.85

Table 5: Ablations on decoder input

Decoder Input			TSP-50
Memory	Shared	Unshared	Gap (%)
✓			3.85
	✓		5.76
		✓	5.54

performance. However, the transformer’s sinusoidal PE is inadequate for TSP tours, which form cycles without a start or end. To address this, circular positional encoding was devised, resulting in better performance, as shown in Table 4.

4.3.2 Decoder Input

In a transformer, a look-up table refers to the set of token embeddings. In Vaswani et al.^[35], the encoder and decoder share the LUT during training, although it can be set up not to share them if needed. We compare under three conditions: sharing the LUT between the encoder and decoder, not sharing the LUT, and, as in CycleFormer, using the LUT only as the input for the encoder and connecting the encoder’s output to the decoder’s input. Last model showed notable improvement, as shown in Table 5.

4.3.3 Dynamic Embedding

Table 6: Ablations on dynamic embedding

Linear		TSP-50
Dynamic Embedding	Encoder LUT	Gap (%)
✓		3.85
	✓	4.50

In the language domain’s original transformer^[35], the Encoder LUT is not only shared with the Decoder LUT but also with the Linear layer. We replaced the Linear layer by encoder output (i.e., the context vectors become the weight matrix). We call this *Dynamic Embedding* and it showed notable improvement as can be seen in Table 6.

5 Conclusion

We proposed CycleFormer, a transformer-based TSP solver. By using spatial PE that leverages the 2D coordinates of vertices, circular PE that utilizes the cyclic nature of TSP, directly connecting the encoder’s output to the decoder’s input, and employing *Dynamic Embedding* that transforms the decoder solution space by the graph encoding, we significantly changed the transformer in language models for TSP. Extensive experimental results demonstrate that these design elements enable CycleFormer to surpass transformer-based SOTA models while maintaining the transformer’s form in TSP-50, TSP-100 and TSP-500. Notably, CycleFormer significantly improves the SOTA’s optimality gap of 3.09% to 1.10%, approximately a 2.8-fold improvement, in multi-start decoding for TSP-500.

Due to its adherence to the transformer architecture, our model can incorporate various techniques used in LLM, such as stacking multiple attention blocks and increasing the embedding dimension, to further enhance performance. Additionally, there is the potential advantage of applying speed-up techniques for inference in large language models, such as Retention^[24] and DeepSpeed^[1], as the problem size increases. In future research, we plan to utilize MCTS as a post-processing step to exploit CycleFormer’s ability to identify the key edges of the optimal tour. To train our model on TSP-1000, we need optimal solutions obtained by Concorde, but due to resource limitations, we were unable to conduct the experiment. It is believed that with sufficient optimal solutions for TSP-1000, CycleFormer could outperform SOTA like Pointerformer.

References

- [1] Reza Yazdani Aminabadi, Samyam Rajbhandari, Ammar Ahmad Awan, Cheng Li, Du Li, Elton Zheng, Olatunji Ruwase, Shaden Smith, Minjia Zhang, Jeff Rasley, et al. Deepspeed-inference: enabling efficient inference of transformer models at unprecedented scale. In *SC22: International Conference for High Performance Computing, Networking, Storage and Analysis*, pages 1–15. IEEE, 2022.
- [2] David Applegate, Robert Bixby, Vasek Chvatal, and William Cook. Concorde tsp solver. <https://www.math.uwaterloo.ca/tsp/concorde/index.html>, 2024. Accessed: 2024-05-18.
- [3] David L Applegate, Robert E Bixby, Vašek Chvátal, William Cook, Daniel G Espinoza, Marcos Goycoolea, and Keld Helsgaun. Certification of an optimal tsp tour through 85,900 cities. *Operations Research Letters*, 37(1):11–15, 2009.
- [4] Egon Balas and Neil Simonetti. Linear time dynamic-programming algorithms for new classes of restricted tsp: A computational study. *INFORMS journal on Computing*, 13(1):56–75, 2001.
- [5] Xavier Bresson and Thomas Laurent. The transformer network for the traveling salesman problem, 2021.
- [6] Thang Nguyen Bui and Byung Ro Moon. A new genetic approach for the traveling salesman problem. In *Proceedings of the First IEEE Conference on Evolutionary Computation. IEEE World Congress on Computational Intelligence*, pages 7–12. IEEE, 1994.
- [7] Nicolas Carion, Francisco Massa, Gabriel Synnaeve, Nicolas Usunier, Alexander Kirillov, and Sergey Zagoruyko. End-to-end object detection with transformers. In Andrea Vedaldi, Horst Bischof, Thomas Brox, and Jan-Michael Frahm, editors, *Computer Vision – ECCV 2020*, pages 213–229, Cham, 2020. Springer International Publishing.
- [8] Christopher Clark and Amos Storkey. Training deep convolutional neural networks to play go. In *International conference on machine learning*, pages 1766–1774. PMLR, 2015.
- [9] Tri Dao. Flashattention-2: Faster attention with better parallelism and work partitioning. *arXiv preprint arXiv:2307.08691*, 2023.
- [10] Aidan N Gomez, Mengye Ren, Raquel Urtasun, and Roger B Grosse. The reversible residual network: Backpropagation without storing activations. *Advances in neural information processing systems*, 30, 2017.
- [11] Keld Helsgaun. An effective implementation of the lin–kernighan traveling salesman heuristic. *European Journal of Operational Research*, 126(1):106–130, 2000.
- [12] Keld Helsgaun. General k-opt submoves for the lin–kernighan tsp heuristic. *Mathematical Programming Computation*, 1:119–163, 2009.
- [13] Kazuma Honda, Yuichi Nagata, and Isao Ono. A parallel genetic algorithm with edge assembly crossover for 100,000-city scale tsp. In *2013 IEEE congress on evolutionary computation*, pages 1278–1285. IEEE, 2013.
- [14] Yan Jin, Yuandong Ding, Xuanhao Pan, Kun He, Li Zhao, Tao Qin, Lei Song, and Jiang Bian. Pointerformer: Deep reinforced multi-pointer transformer for the traveling salesman problem. *Proceedings of the AAAI Conference on Artificial Intelligence*, 37(7):8132–8140, Jun. 2023.
- [15] David S Johnson and Lyle A McGeoch. The traveling salesman problem: A case study. *Local Search in Combinatorial Optimization*, pages 215–310, 1997.
- [16] Chaitanya K. Joshi, Thomas Laurent, and Xavier Bresson. An efficient graph convolutional network technique for the travelling salesman problem, 2019.
- [17] John Jumper, Richard Evans, Alexander Pritzel, Tim Green, Michael Figurnov, Olaf Ronneberger, Kathryn Tunyasuvunakool, Russ Bates, Augustin Žídek, Anna Potapenko, et al. Highly accurate protein structure prediction with alphafold. *Nature*, 596(7873):583–589, 2021.

- [18] Scott Kirkpatrick, C Daniel Gelatt Jr, and Mario P Vecchi. Optimization by simulated annealing. *Science*, 220(4598):671–680, 1983.
- [19] Wouter Kool, Herke van Hoof, and Max Welling. Attention, learn to solve routing problems!, 2019.
- [20] Yeong-Dae Kwon, Jinho Choo, Byoungjip Kim, Iljoo Yoon, Youngjune Gwon, and Seungjai Min. Pomo: Policy optimization with multiple optima for reinforcement learning. In H. Larochelle, M. Ranzato, R. Hadsell, M.F. Balcan, and H. Lin, editors, *Advances in Neural Information Processing Systems*, volume 33, pages 21188–21198. Curran Associates, Inc., 2020.
- [21] Shen Lin and Brian W Kernighan. An effective heuristic algorithm for the traveling-salesman problem. *Operations research*, 21(2):498–516, 1973.
- [22] John DC Little, Katta G Murty, Dura W Sweeney, and Caroline Karel. An algorithm for the traveling salesman problem. *Operations Research*, 11(6):972–989, 1963.
- [23] Yining Ma, Jingwen Li, Zhiguang Cao, Wen Song, Le Zhang, Zhenghua Chen, and Jing Tang. Learning to iteratively solve routing problems with dual-aspect collaborative transformer. In M. Ranzato, A. Beygelzimer, Y. Dauphin, P.S. Liang, and J. Wortman Vaughan, editors, *Advances in Neural Information Processing Systems*, volume 34, pages 11096–11107. Curran Associates, Inc., 2021.
- [24] Karishma Mohiuddin, Mirza Ariful Alam, Mirza Mohtashim Alam, Pascal Welke, Michael Martin, Jens Lehmann, and Sahar Vahdati. Retention is all you need. In *Proceedings of the 32nd ACM International Conference on Information and Knowledge Management, CIKM '23*. ACM, oct 2023.
- [25] Erik P Nyberg, Ann E Nicholson, Kevin B Korb, Michael Wybrow, Ingrid Zukerman, Steven Mascaro, Shreshth Thakur, Abraham Oshni Alvandi, Jeff Riley, and Ross Pearson. Bard: A structured technique for group elicitation of bayesian networks to support analytic reasoning. *Risk Analysis*, 42(6):1155–1178, 2022.
- [26] Aditya Ramesh, Prafulla Dhariwal, Alex Nichol, Casey Chu, and Mark Chen. Hierarchical text-conditional image generation with clip latents. *arXiv preprint arXiv:2204.06125*, 1(2):3, 2022.
- [27] Partha Pratim Ray. Chatgpt: A comprehensive review on background, applications, key challenges, bias, ethics, limitations and future scope. *Internet of Things and Cyber-Physical Systems*, 2023.
- [28] Jeffrey R Sampson. *Adaptation in Natural and Artificial Systems*. Society for Industrial and Applied Mathematics, 1976.
- [29] Dong-Il Seo and Byung Ro Moon. Voronoi quantized crossover for traveling salesman problem. In *GECCO*, pages 544–552. Citeseer, 2002.
- [30] Yong Shi and Yuanying Zhang. The neural network methods for solving traveling salesman problem. *Procedia Computer Science*, 199:681–686, 2022.
- [31] David Silver, Aja Huang, Chris J Maddison, Arthur Guez, Laurent Sifre, George Van Den Driessche, Julian Schrittwieser, Ioannis Antonoglou, Veda Panneershelvam, Marc Lanctot, et al. Mastering the game of go with deep neural networks and tree search. *Nature*, 529(7587):484–489, 2016.
- [32] Jianlin Su, Murtadha Ahmed, Yu Lu, Shengfeng Pan, Wen Bo, and Yunfeng Liu. Roformer: Enhanced transformer with rotary position embedding. *Neurocomputing*, 568:127063, 2024.
- [33] Zhiqing Sun and Yiming Yang. Difusco: Graph-based diffusion solvers for combinatorial optimization. In A. Oh, T. Naumann, A. Globerson, K. Saenko, M. Hardt, and S. Levine, editors, *Advances in Neural Information Processing Systems*, volume 36, pages 3706–3731. Curran Associates, Inc., 2023.

- [34] Hugo Touvron, Louis Martin, Kevin Stone, Peter Albert, Amjad Almahairi, Yasmine Babaei, Nikolay Bashlykov, Soumya Batra, Prajjwal Bhargava, Shruti Bhosale, et al. Llama 2: Open foundation and fine-tuned chat models. *arXiv preprint arXiv:2307.09288*, 2023.
- [35] Ashish Vaswani, Noam Shazeer, Niki Parmar, Jakob Uszkoreit, Llion Jones, Aidan N Gomez, Łukasz Kaiser, and Illia Polosukhin. Attention is all you need. In I. Guyon, U. Von Luxburg, S. Bengio, H. Wallach, R. Fergus, S. Vishwanathan, and R. Garnett, editors, *Advances in Neural Information Processing Systems*, volume 30. Curran Associates, Inc., 2017.
- [36] Oriol Vinyals, Meire Fortunato, and Navdeep Jaitly. Pointer networks. *Advances in neural information processing systems*, 28, 2015.
- [37] Runyi Yu, Zhennan Wang, Yinhuai Wang, Kehan Li, Chang Liu, Haoyi Duan, Xiangyang Ji, and Jie Chen. Lape: Layer-adaptive position embedding for vision transformers with independent layer normalization. In *Proceedings of the IEEE/CVF International Conference on Computer Vision (ICCV)*, pages 5886–5896, October 2023.

A Appendix

A.1 Loss function for model training

Prediction Output:

$$y_{\text{pred}} = \text{CycleFormer}(p, t_{\text{gt}}[1], t_{\text{gt}}[2], \dots, t_{\text{gt}}[N-1]) \quad (15)$$

Our model, CycleFormer, generates the prediction output y_{pred} based on the input coordinates p and the ground truth (optimal) tour sequence t_{gt} .

Visited Mask:

$$\text{VisitedMask}[i][j] = \begin{cases} -\infty & \text{if } j \in \{t_{\text{gt}}[1], t_{\text{gt}}[2], \dots, t_{\text{gt}}[i]\} \\ 0 & \text{otherwise} \end{cases} \quad (16)$$

The VisitedMask matrix is used to prevent the model from revisiting nodes that have already been generated in previous steps. If a token j has already been visited in any of the previous decoding steps up to i , it is assigned a value of $-\infty$. Otherwise, it is assigned a value of 0.

Ground Truth:

$$y_{\text{gt}}[i][j] = \begin{cases} 1 & \text{if } j = t_{\text{gt}}[i] \\ 0 & \text{otherwise} \end{cases} \quad (i = 1, 2, \dots, N-1). \quad (17)$$

The Ground Truth matrix y_{gt} indicates the correct node $t_{\text{gt}}[i]$ at each step i of the sequence. If node j is the correct node at step i , $y_{\text{gt}}[i][j]$ is set to 1, otherwise it is set to 0.

The loss function for a single instance is defined as:

$$\text{Loss (instance)} = - \sum_{v=1}^{N-1} \sum_{t=1}^N y_{\text{gt},v}[t] \log(y_{\text{pred},v}[t]) \quad (18)$$

This loss function calculates the cross-entropy loss between the ground truth distribution y_{gt} and the predicted distribution y_{pred} . It sums over all nodes t for each decoding step v , thereby measuring the discrepancy between the predicted probabilities and the actual ground truth.

A.2 Inference Algorithm

Algorithm 1 Inference

```

1: function inference( $p, N$ )
2:    $V = 1$ 
3:    $t_{\text{pred}} = \text{zeros}(N), t_{\text{pred}}[1] = 1$ 
4:    $\text{VisitedMask} = \text{zeros}(1, N), \text{VisitedMask}_{1, t_{\text{pred}}[1]} = -\infty$ 
5:   while  $V \geq N$  do
6:      $y_{\text{pred}} = \text{CycleFormer}(p, t_{\text{pred}}[1], t_{\text{pred}}[2], \dots, t_{\text{pred}}[V], \text{VisitedMask})$ 
7:      $t_{\text{pred}}[V+1] = \arg \max_t y_{\text{pred},V}[t]$ 
8:      $\text{NewMask} = \text{VisitedMask}_V.\text{clone}()$ 
9:      $\text{NewMask}[t_{\text{pred}}[V+1]] = -\infty$ 
10:     $\text{VisitedMask} = \text{VisitedMask} || \text{NewMask}$ 
11:     $V = V + 1$ 
12:   end while
13:   return  $t_{\text{pred}}$ 
14: end function

```

V is a variable representing the number of nodes visited so far, initially set to 1. t is an array representing the sequence of visited nodes, initially set to 0 for all elements, with the starting node marked as 1. VisitedMask is an array used to mask visited nodes, initialized to 0 for all elements and changed to $-\infty$ when a node is visited. For the first node, since it is already given (visited) during decoding, its corresponding positional is set to $-\infty$. Using a loop, the Transformer model autoregressively decodes and predicts the next node. The current visited node sequence and the visited mask are provided as inputs. The node with the highest probability from the predicted probability

distribution is selected and assigned to $t_{\text{pred}}[V + 1]$. To update the visit mask, a new mask is created. The value at the positional of the newly visited node is set to $-\infty$ to indicate that the node has been visited, excluding the currently visited node. The updated visit mask is obtained by combining the previous visit mask with the new mask. The number of visited nodes V is incremented.

A.3 Implementation details

The batch sizes were as follows: for instances up to 100 nodes, the train batch size was 80, and the validation/test batch size was 1,280; for 500 nodes, the train batch size remained at 80, while the validation/test batch size reduced to 128. We employed the AdamW optimizer with betas set to $[0.9, 0.98]$. The learning rate was dynamically adjusted using a linear scaling factor according to the number of GPUs. We utilized the LambdaLR scheduler for learning rate scheduling, with a warmup period of 400 steps. The model underwent training for 100 epochs across 8 A100 GPUs, while inference tasks were performed using a single A100 GPU.

NeurIPS Paper Checklist

1. Claims

Question: Do the main claims made in the abstract and introduction accurately reflect the paper's contributions and scope?

Answer: [Yes]

Justification: The abstract and introduction outline the novel aspects of our CycleFormer architecture, such as circular positional embedding and dynamic embedding, and their effectiveness in solving the Euclidean Traveling Salesman Problem (TSP), thereby establishing the architecture's superiority over existing transformer-based solvers.

Guidelines:

- The answer NA means that the abstract and introduction do not include the claims made in the paper.
- The abstract and/or introduction should clearly state the claims made, including the contributions made in the paper and important assumptions and limitations. A No or NA answer to this question will not be perceived well by the reviewers.
- The claims made should match theoretical and experimental results, and reflect how much the results can be expected to generalize to other settings.
- It is fine to include aspirational goals as motivation as long as it is clear that these goals are not attained by the paper.

2. Limitations

Question: Does the paper discuss the limitations of the work performed by the authors?

Answer: [Yes]

Justification: In the Conclusion section, our paper discusses our model's limitation. We would like to be able to train/test on TSP-1000, if the exact solution is available.

Guidelines:

- The answer NA means that the paper has no limitation while the answer No means that the paper has limitations, but those are not discussed in the paper.
- The authors are encouraged to create a separate "Limitations" section in their paper.
- The paper should point out any strong assumptions and how robust the results are to violations of these assumptions (e.g., independence assumptions, noiseless settings, model well-specification, asymptotic approximations only holding locally). The authors should reflect on how these assumptions might be violated in practice and what the implications would be.
- The authors should reflect on the scope of the claims made, e.g., if the approach was only tested on a few datasets or with a few runs. In general, empirical results often depend on implicit assumptions, which should be articulated.
- The authors should reflect on the factors that influence the performance of the approach. For example, a facial recognition algorithm may perform poorly when image resolution is low or images are taken in low lighting. Or a speech-to-text system might not be used reliably to provide closed captions for online lectures because it fails to handle technical jargon.
- The authors should discuss the computational efficiency of the proposed algorithms and how they scale with dataset size.
- If applicable, the authors should discuss possible limitations of their approach to address problems of privacy and fairness.
- While the authors might fear that complete honesty about limitations might be used by reviewers as grounds for rejection, a worse outcome might be that reviewers discover limitations that aren't acknowledged in the paper. The authors should use their best judgment and recognize that individual actions in favor of transparency play an important role in developing norms that preserve the integrity of the community. Reviewers will be specifically instructed to not penalize honesty concerning limitations.

3. Theory Assumptions and Proofs

Question: For each theoretical result, does the paper provide the full set of assumptions and a complete (and correct) proof?

Answer: [NA]

Justification: Our paper does not include any theoretical results, but only experimental results.

Guidelines:

- The answer NA means that the paper does not include theoretical results.
- All the theorems, formulas, and proofs in the paper should be numbered and cross-referenced.
- All assumptions should be clearly stated or referenced in the statement of any theorems.
- The proofs can either appear in the main paper or the supplemental material, but if they appear in the supplemental material, the authors are encouraged to provide a short proof sketch to provide intuition.
- Inversely, any informal proof provided in the core of the paper should be complemented by formal proofs provided in appendix or supplemental material.
- Theorems and Lemmas that the proof relies upon should be properly referenced.

4. Experimental Result Reproducibility

Question: Does the paper fully disclose all the information needed to reproduce the main experimental results of the paper to the extent that it affects the main claims and/or conclusions of the paper (regardless of whether the code and data are provided or not)?

Answer: [Yes]

Justification: The experiment settings are described in the Experiments section, and the code will also be released at <https://github.com/Giventicket/CycleFormer>.

Guidelines:

- The answer NA means that the paper does not include experiments.
- If the paper includes experiments, a No answer to this question will not be perceived well by the reviewers: Making the paper reproducible is important, regardless of whether the code and data are provided or not.
- If the contribution is a dataset and/or model, the authors should describe the steps taken to make their results reproducible or verifiable.
- Depending on the contribution, reproducibility can be accomplished in various ways. For example, if the contribution is a novel architecture, describing the architecture fully might suffice, or if the contribution is a specific model and empirical evaluation, it may be necessary to either make it possible for others to replicate the model with the same dataset, or provide access to the model. In general, releasing code and data is often one good way to accomplish this, but reproducibility can also be provided via detailed instructions for how to replicate the results, access to a hosted model (e.g., in the case of a large language model), releasing of a model checkpoint, or other means that are appropriate to the research performed.
- While NeurIPS does not require releasing code, the conference does require all submissions to provide some reasonable avenue for reproducibility, which may depend on the nature of the contribution. For example
 - (a) If the contribution is primarily a new algorithm, the paper should make it clear how to reproduce that algorithm.
 - (b) If the contribution is primarily a new model architecture, the paper should describe the architecture clearly and fully.
 - (c) If the contribution is a new model (e.g., a large language model), then there should either be a way to access this model for reproducing the results or a way to reproduce the model (e.g., with an open-source dataset or instructions for how to construct the dataset).
 - (d) We recognize that reproducibility may be tricky in some cases, in which case authors are welcome to describe the particular way they provide for reproducibility. In the case of closed-source models, it may be that access to the model is limited in some way (e.g., to registered users), but it should be possible for other researchers to have some path to reproducing or verifying the results.

5. Open access to data and code

Question: Does the paper provide open access to the data and code, with sufficient instructions to faithfully reproduce the main experimental results, as described in supplemental material?

Answer: [Yes]

Justification: The training data and code for reproduction will be made available at <https://github.com/Giventicket/CycleFormer>.

Guidelines:

- The answer NA means that paper does not include experiments requiring code.
- Please see the NeurIPS code and data submission guidelines (<https://nips.cc/public/guides/CodeSubmissionPolicy>) for more details.
- While we encourage the release of code and data, we understand that this might not be possible, so “No” is an acceptable answer. Papers cannot be rejected simply for not including code, unless this is central to the contribution (e.g., for a new open-source benchmark).
- The instructions should contain the exact command and environment needed to run to reproduce the results. See the NeurIPS code and data submission guidelines (<https://nips.cc/public/guides/CodeSubmissionPolicy>) for more details.
- The authors should provide instructions on data access and preparation, including how to access the raw data, preprocessed data, intermediate data, and generated data, etc.
- The authors should provide scripts to reproduce all experimental results for the new proposed method and baselines. If only a subset of experiments are reproducible, they should state which ones are omitted from the script and why.
- At submission time, to preserve anonymity, the authors should release anonymized versions (if applicable).
- Providing as much information as possible in supplemental material (appended to the paper) is recommended, but including URLs to data and code is permitted.

6. Experimental Setting/Details

Question: Does the paper specify all the training and test details (e.g., data splits, hyperparameters, how they were chosen, type of optimizer, etc.) necessary to understand the results?

Answer: [Yes]

Justification: Our paper specifies all the training and test details in 4.1 Experimental Settings and the A.3 Implementation details section.

Guidelines:

- The answer NA means that the paper does not include experiments.
- The experimental setting should be presented in the core of the paper to a level of detail that is necessary to appreciate the results and make sense of them.
- The full details can be provided either with the code, in appendix, or as supplemental material.

7. Experiment Statistical Significance

Question: Does the paper report error bars suitably and correctly defined or other appropriate information about the statistical significance of the experiments?

Answer: [No]

Justification: Due to the time consuming nature of Machine Learning models during training, we could not train our model on various seeds.

Guidelines:

- The answer NA means that the paper does not include experiments.
- The authors should answer "Yes" if the results are accompanied by error bars, confidence intervals, or statistical significance tests, at least for the experiments that support the main claims of the paper.

- The factors of variability that the error bars are capturing should be clearly stated (for example, train/test split, initialization, random drawing of some parameter, or overall run with given experimental conditions).
- The method for calculating the error bars should be explained (closed form formula, call to a library function, bootstrap, etc.)
- The assumptions made should be given (e.g., Normally distributed errors).
- It should be clear whether the error bar is the standard deviation or the standard error of the mean.
- It is OK to report 1-sigma error bars, but one should state it. The authors should preferably report a 2-sigma error bar than state that they have a 96% CI, if the hypothesis of Normality of errors is not verified.
- For asymmetric distributions, the authors should be careful not to show in tables or figures symmetric error bars that would yield results that are out of range (e.g. negative error rates).
- If error bars are reported in tables or plots, The authors should explain in the text how they were calculated and reference the corresponding figures or tables in the text.

8. Experiments Compute Resources

Question: For each experiment, does the paper provide sufficient information on the computer resources (type of compute workers, memory, time of execution) needed to reproduce the experiments?

Answer: [Yes]

Justification: The GPU type and number are included in 'Appendix A.3 Implementation details'.

Guidelines:

- The answer NA means that the paper does not include experiments.
- The paper should indicate the type of compute workers CPU or GPU, internal cluster, or cloud provider, including relevant memory and storage.
- The paper should provide the amount of compute required for each of the individual experimental runs as well as estimate the total compute.
- The paper should disclose whether the full research project required more compute than the experiments reported in the paper (e.g., preliminary or failed experiments that didn't make it into the paper).

9. Code Of Ethics

Question: Does the research conducted in the paper conform, in every respect, with the NeurIPS Code of Ethics <https://neurips.cc/public/EthicsGuidelines>?

Answer: [Yes]

Justification: Our paper does not violate any of the NeurIPS Code of Ethics.

Guidelines:

- The answer NA means that the authors have not reviewed the NeurIPS Code of Ethics.
- If the authors answer No, they should explain the special circumstances that require a deviation from the Code of Ethics.
- The authors should make sure to preserve anonymity (e.g., if there is a special consideration due to laws or regulations in their jurisdiction).

10. Broader Impacts

Question: Does the paper discuss both potential positive societal impacts and negative societal impacts of the work performed?

Answer: [NA]

Justification: Because the TSP is a classical computer science problem, we believe the societal impacts of TSP-solver is rarely controversial.

Guidelines:

- The answer NA means that there is no societal impact of the work performed.

- If the authors answer NA or No, they should explain why their work has no societal impact or why the paper does not address societal impact.
- Examples of negative societal impacts include potential malicious or unintended uses (e.g., disinformation, generating fake profiles, surveillance), fairness considerations (e.g., deployment of technologies that could make decisions that unfairly impact specific groups), privacy considerations, and security considerations.
- The conference expects that many papers will be foundational research and not tied to particular applications, let alone deployments. However, if there is a direct path to any negative applications, the authors should point it out. For example, it is legitimate to point out that an improvement in the quality of generative models could be used to generate deepfakes for disinformation. On the other hand, it is not needed to point out that a generic algorithm for optimizing neural networks could enable people to train models that generate Deepfakes faster.
- The authors should consider possible harms that could arise when the technology is being used as intended and functioning correctly, harms that could arise when the technology is being used as intended but gives incorrect results, and harms following from (intentional or unintentional) misuse of the technology.
- If there are negative societal impacts, the authors could also discuss possible mitigation strategies (e.g., gated release of models, providing defenses in addition to attacks, mechanisms for monitoring misuse, mechanisms to monitor how a system learns from feedback over time, improving the efficiency and accessibility of ML).

11. Safeguards

Question: Does the paper describe safeguards that have been put in place for responsible release of data or models that have a high risk for misuse (e.g., pretrained language models, image generators, or scraped datasets)?

Answer: [NA]

Justification: Our paper poses no such risk.

Guidelines:

- The answer NA means that the paper poses no such risks.
- Released models that have a high risk for misuse or dual-use should be released with necessary safeguards to allow for controlled use of the model, for example by requiring that users adhere to usage guidelines or restrictions to access the model or implementing safety filters.
- Datasets that have been scraped from the Internet could pose safety risks. The authors should describe how they avoided releasing unsafe images.
- We recognize that providing effective safeguards is challenging, and many papers do not require this, but we encourage authors to take this into account and make a best faith effort.

12. Licenses for existing assets

Question: Are the creators or original owners of assets (e.g., code, data, models), used in the paper, properly credited and are the license and terms of use explicitly mentioned and properly respected?

Answer: [Yes]

Justification: We have used the code from The Annotated Transformer, and we have properly credited it in our github.

Guidelines:

- The answer NA means that the paper does not use existing assets.
- The authors should cite the original paper that produced the code package or dataset.
- The authors should state which version of the asset is used and, if possible, include a URL.
- The name of the license (e.g., CC-BY 4.0) should be included for each asset.
- For scraped data from a particular source (e.g., website), the copyright and terms of service of that source should be provided.

- If assets are released, the license, copyright information, and terms of use in the package should be provided. For popular datasets, paperswithcode.com/datasets has curated licenses for some datasets. Their licensing guide can help determine the license of a dataset.
- For existing datasets that are re-packaged, both the original license and the license of the derived asset (if it has changed) should be provided.
- If this information is not available online, the authors are encouraged to reach out to the asset's creators.

13. **New Assets**

Question: Are new assets introduced in the paper well documented and is the documentation provided alongside the assets?

Answer: [Yes]

Justification: The training and test data that we have used are well documented and released in our github.

Guidelines:

- The answer NA means that the paper does not release new assets.
- Researchers should communicate the details of the dataset/code/model as part of their submissions via structured templates. This includes details about training, license, limitations, etc.
- The paper should discuss whether and how consent was obtained from people whose asset is used.
- At submission time, remember to anonymize your assets (if applicable). You can either create an anonymized URL or include an anonymized zip file.

14. **Crowdsourcing and Research with Human Subjects**

Question: For crowdsourcing experiments and research with human subjects, does the paper include the full text of instructions given to participants and screenshots, if applicable, as well as details about compensation (if any)?

Answer: [NA]

Justification: Our paper does not involve any crowdsourcing or human subjects.

Guidelines:

- The answer NA means that the paper does not involve crowdsourcing nor research with human subjects.
- Including this information in the supplemental material is fine, but if the main contribution of the paper involves human subjects, then as much detail as possible should be included in the main paper.
- According to the NeurIPS Code of Ethics, workers involved in data collection, curation, or other labor should be paid at least the minimum wage in the country of the data collector.

15. **Institutional Review Board (IRB) Approvals or Equivalent for Research with Human Subjects**

Question: Does the paper describe potential risks incurred by study participants, whether such risks were disclosed to the subjects, and whether Institutional Review Board (IRB) approvals (or an equivalent approval/review based on the requirements of your country or institution) were obtained?

Answer: [NA]

Justification: Our paper does not involve any crowdsourcing or human subjects.

Guidelines:

- The answer NA means that the paper does not involve crowdsourcing nor research with human subjects.
- Depending on the country in which research is conducted, IRB approval (or equivalent) may be required for any human subjects research. If you obtained IRB approval, you should clearly state this in the paper.

- We recognize that the procedures for this may vary significantly between institutions and locations, and we expect authors to adhere to the NeurIPS Code of Ethics and the guidelines for their institution.
- For initial submissions, do not include any information that would break anonymity (if applicable), such as the institution conducting the review.