

Automatic Graph Topology-Aware Transformer

Chao Wang, Jiaxuan Zhao, *Student Member, IEEE*, Lingling Li, *Senior Member, IEEE*, Licheng Jiao, *Fellow, IEEE*, Fang Liu, *Senior Member, IEEE*, Shuyuan Yang, *Senior Member, IEEE*

Abstract—Existing efforts are dedicated to designing many topologies and graph-aware strategies for the graph Transformer, which greatly improve the model’s representation capabilities. However, manually determining the suitable Transformer architecture for a specific graph dataset or task requires extensive expert knowledge and laborious trials. This paper proposes an evolutionary graph Transformer architecture search framework (EGTAS) to automate the construction of strong graph Transformers. We build a comprehensive graph Transformer search space with the micro-level and macro-level designs. EGTAS evolves graph Transformer topologies at the macro level and graph-aware strategies at the micro level. Furthermore, a surrogate model based on generic architectural coding is proposed to directly predict the performance of graph Transformers, substantially reducing the evaluation cost of evolutionary search. We demonstrate the efficacy of EGTAS across a range of graph-level and node-level tasks, encompassing both small-scale and large-scale graph datasets. Experimental results and ablation studies show that EGTAS can construct high-performance architectures that rival state-of-the-art manual and automated baselines¹.

Index Terms—Graph Transformer, neural architecture search, performance predictor, topology design, graph-aware strategy, graph neural network.

I. INTRODUCTION

GRAPH-structured data describes a set of concepts (nodes) and their relationships (links), which model many real-world complex problems [1], [2]. Graph neural networks (GNNs) have emerged as a potent tool for extracting high-level node representations from node features and link relationships. This capability enables GNNs to effectively tackle many learning tasks on graph-structured data, such as node classification (NC), graph classification (GC), link prediction (LP), and clustering [3]. Most GNNs follow the message-passing paradigm that is built by designing aggregation operations to aggregate the information from the neighborhood [4], [5], [6]. However, as the GNN deepens, the node

representations become indistinguishable, which is known as the over-smoothing problem [7].

To alleviate the issue, different topologies are designed by the introduction of skip connections, including ResGCN [8], JK-net [9], and GCNII [10]. Skip connections have the capacity to integrate node features from different levels, thereby augmenting the model capability. However, none of them seems to eliminate the over-smoothing problem completely based on existing experimental observations [11]. Moreover, due to its superior ability to extract global information in natural language processing [12], [13] and computer vision [14], [15], [16], [17], the Transformer is introduced into the field of graph learning to enhance the representation ability of the model [18], [19], [20]. A range of graph-aware strategies are presented to incorporate graph information into vanilla Transformers. Three typical graph-aware strategies include the combination of GNNs and Transformers [21], the positional embedding with graph information [22], and the attention matrix with graph information [23]. Previous studies [11], [24] demonstrate that the above topologies and graph-aware strategies heavily affect model performance. However, it’s important to note that determining the superior architecture and graph-aware strategy often relies heavily on expert knowledge. Consequently, crafting a suitable graph Transformer architecture tailored to a specific graph task or dataset remains a daunting and resource-intensive endeavor.

To reduce the cost of developing GNNs, graph neural architecture search (GNAS) techniques are proposed for automatically designing excellent model architectures [25], which provides promising directions to address the above difficulties. A typical GNAS involves exploring a unified search space describing possible architectures, evaluating their performance on downstream tasks, and using optimization algorithms to search for the best architecture [26]. GNAS faces two key technical challenges: designing the search space and search strategy. Existing search spaces can be mainly divided into the macro search space and micro search space [27]. The former mainly focuses on the design of the GNN topology. The latter focuses on discovering components in GNNs that affect graph information exchange, such as aggregation functions. Recently, Zhang *et al.* [28] proposed a GNAS method to find optimal graph encoding strategies and model scale of graph Transformers. However, systematic exploration of topologies and graph-aware strategies in graph Transformers is lacking.

Configuring different topologies and graph-aware strategies can capture graph structure information at different levels to improve the Transformer’s performance. This paper proposes an evolutionary graph Transformer architecture search (EGTAS) framework to tailor task-specific high-performance models automatically. As shown in Fig. 1, EGTAS designs a

This work was supported in part by the Key Scientific Technological Innovation Research Project by Ministry of Education, the State Key Program and the Foundation for Innovative Research Groups of the National Natural Science Foundation of China (61836009), the National Natural Science Foundation of China (U22B2054, U1701267, 62076192, 62006177, 61902298, 61573267, and 62276199), the 111 Project, the Program for Cheung Kong Scholars and Innovative Research Team in University (IRT 15R53), the ST Innovation Project from the Chinese Ministry of Education, the Key Research and Development Program in Shaanxi Province of China(2019ZDLGY03-06), the National Science Basic Research Plan in Shaanxi Province of China(2022JQ-607), the China Postdoctoral fund(2022T150506), the Scientific Research Project of Education Department In Shaanxi Province of China (No.20JY023). (*Corresponding author: Lingling Li.*)

The authors are with the Key Laboratory of Intelligent Perception and Image Understanding of Ministry of Education, International Research Center for Intelligent Perception and Computation, Xidian University, Xi’an 710071, China (e-mail: llli@xidian.edu.cn).

¹The code can be accessed at <https://github.com/xiaofangxd/EGTAS>.

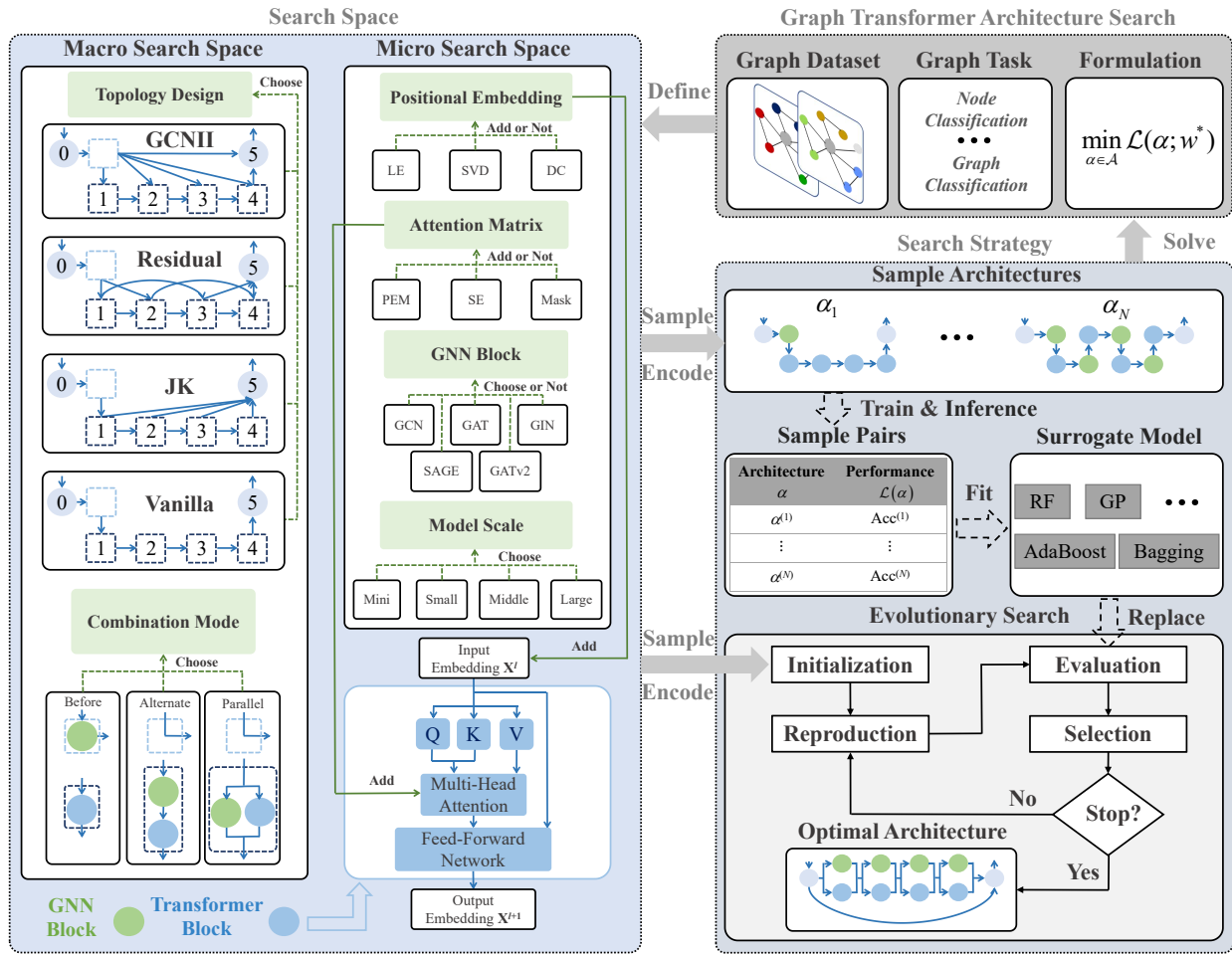


Fig. 1. The overview of EGTAS consists of three components: problem definition, search space, and search strategy. According to the problem definition, the search space is carefully designed, encompassing both macro and micro levels. Then, a surrogate-assisted evolutionary search is presented to explore the search space to automate the construction of optimal graph Transformer architectures. Surrogate models are employed to predict the performance of architectures, thus reducing the computational cost of evaluations during the evolutionary search.

comprehensive search space to unify topology design at the macro level and graph-aware strategies at the micro level, covering most of the advanced graph Transformer architectures. Then, we develop a surrogate-assisted evolutionary search for optimal architectural configurations by addressing obvious performance gaps induced by two levels of components in the search space. EGTAS presents a general architectural encoding covering topologies and graph-aware strategies. Since evaluating the performance of a candidate architecture is computationally expensive, a generic encoding-based surrogate model is constructed to predict architecture performance directly. Specifically, the model is trained on sample pairs consisting of the architectures and these performance metrics. The trained model is then used as the evaluator in the evolutionary search to speed up the optimization process. To demonstrate the effectiveness of the EGTAS framework, extensive experiments are conducted on both benchmark and real-world graph datasets, encompassing node-level and graph-level tasks. The performance gains demonstrate that EGTAS outperforms state-of-the-art GNAS and hand-crafted baselines. Ablation experiments show that the proposed surrogate models in evolutionary search can provide consistent performance

predictions. We further demonstrate the necessity of joint exploration of graph Transformer components from macro and micro levels. In summary, the key contributions of this paper are as follows:

- To the best of our knowledge, this is the first effort to study a unified search space to jointly explore model topologies and graph-aware strategies, which cover most state-of-the-art graph Transformer architectures.
- We introduce a simple but effective surrogate-assisted EGTAS framework to enable the automatic search for the best graph Transformer architecture. To speed up the evolutionary search process, a generic architectural encoding-based surrogate model is constructed to provide consistent performance predictions.
- Extensive studies on benchmark and real-world graph datasets across representative tasks at both the node and graph levels demonstrate the scalability and practicality of EGTAS. Ablation studies show that EGTAS can automatically construct architectures at different model scales, thereby alleviating the over-smoothing problem.

The rest of this paper is organized as follows. Section II presents related works on the graph neural architecture

search and graph Transformer. In Section III, we describe the proposed EGTAS framework in detail. To validate the effectiveness and the efficiency of the EGTAS, a series of experiments are conducted in Section IV along with the ablation study. Finally, we draw conclusions and introduce potential directions for future research in Section V.

II. RELATED WORK

A series of studies on GNAS have been proposed to automatically search model architectures for graph tasks in different computing scenarios. This section first reviews related work on GNAS from the perspective of search space and search strategy. Then, we give a brief overview of graph-aware strategies in graph Transformers, which are closely aligned with the technical approach presented in this paper.

A. Graph Neural Architecture Search

1) *Search Space*: The search space can be divided into a macro search space and a micro search space. The macro search space determines the topology of GNNs. Wei *et al.* [11] presented an F²GNN framework to design topologies from a novel feature fusion perspective. Qin *et al.* [29] developed a tailored benchmark, NAS-Bench-Graph, in which nine different topology designs are considered. On the other hand, the micro search space defines how information is exchanged across nodes in GNNs [30], [31], [32]. Common components include aggregation functions, aggregation weights, combination functions, hidden dimensions, activation functions, and so on. Nunes *et al.* [33] analyzed a simple micro search space of GNAS using fitness landscape analysis, showing that the fitness landscape is easy to explore. In addition, a pooling search space is proposed to design GNNs for graph-level tasks adaptively [34], [35], [36].

2) *Search strategy*: Common search strategies include reinforcement learning (RL), evolutionary algorithms (EA), and differentiable methods. RL-based methods [37] train a controller to produce superior architectures, such as GraphNAS [30], AGNN [31], and SNAG [38]. Recently, Gao *et al.* [39] proposed a distributed GNAS framework that extends RL-based methods to distributed computing environments to improve search efficiency. In addition, Gao *et al.* [40] developed a generative adversarial learning framework aimed at training controllers for the automatic design of heterogeneous GNNs.

EA-based methods [41], [42], [43] maintain an architecture population through some genetic operators (crossover, mutation, selection) to approximate the optimal architecture. The parent architecture in the population generates offspring architectures through crossover and mutation operators, and then those excellent architectures are selected to update the population. Shi *et al.* [44] first presented a co-evolutionary GNAS method to jointly search architecture and hyper-parameters. Chen *et al.* [45] proposed a parallel GNAS framework to improve search efficiency with the help of parallel computing technology. Wang *et al.* [46] developed a federated evolutionary strategy to solve the GNAS in the federated learning scenario, in which a super-network is used to speed up the evaluation of GNNs.

Differentiable methods [47] construct a super-network containing all candidate operations, where each operation is considered as a probability distribution over all candidate operations. These methods use a gradient-based algorithm to iteratively optimize both architecture and weights. For instance, Zhao *et al.* [48] first proposed a differentiable GNAS method to search the macro-level and micro-level architecture of GNN. Qin *et al.* [49] developed a differentiable graph architecture search with structure optimization, enabling the joint optimization of graph architecture and structure. Wei *et al.* [50] presented a differentiable pooling architecture search to customize the GNN architecture for GC tasks. Wei *et al.* [11] adopted a differentiable approach to design the topology of GNNs, which shows state-of-the-art performance on graph learning tasks. In [51], GAUSS is proposed to solve large-scale GNAS problems by introducing a lightweight supernet and joint architecture-graph sampling.

B. Graph-aware Strategies in Graph Transformer

A vanilla Transformer [52] is stacked with multiple blocks, each of which consists of a multi-head attention (MHA) and feed-forward network (FFN). Given a node representation (input embedding) $\mathbf{X}^l \in \mathbb{R}^{n \times d}$, through block l , the new node representation $\mathbf{X}^{l+1} \in \mathbb{R}^{n \times d}$ can be expressed as:

$$\mathbf{A}_h^l = \text{SoftMax} \left(\frac{\mathbf{X}^l \mathbf{Q}_h^l (\mathbf{X}^l \mathbf{K}_h^l)^\top}{\sqrt{d}} \right), \quad (1)$$

$$\mathbf{O}^l = \parallel_{h=1}^H (\mathbf{A}_h^l \mathbf{X}^l \mathbf{V}_h^l) \mathbf{W}_O^l + \mathbf{X}^l, \quad (2)$$

$$\mathbf{X}^{l+1} = \sigma(\mathbf{O}^l \mathbf{W}_1^l + \mathbf{b}_1^l) \mathbf{W}_2^l + \mathbf{b}_2^l, \quad (3)$$

where Eq. (1) and Eq. (2) are the MHA component, while Eq. (3) is the FFN component. SoftMax represents a softmax function. $\mathbf{A}_h^l \in \mathbb{R}^{n \times n}$ and $\mathbf{O}^l \in \mathbb{R}^{n \times d}$ are the message-passing matrix and output of H multi-head attention mechanisms, respectively. $\mathbf{Q}_h^l, \mathbf{K}_h^l, \mathbf{V}_h^l \in \mathbb{R}^{d \times d_h}$, $\mathbf{W}_O^l \in \mathbb{R}^{(H \times d_h) \times d}$, $\mathbf{W}_1^l \in \mathbb{R}^{d \times d_1}$, $\mathbf{b}_1^l \in \mathbb{R}^{d_1}$, $\mathbf{W}_2^l \in \mathbb{R}^{d_1 \times d}$, $\mathbf{b}_2^l \in \mathbb{R}^d$ are the learnable parameters. For graph learning tasks, all node features $\mathbf{X}^0 = [\mathbf{x}_1, \dots, \mathbf{x}_n]$ are employed as initial input. After going through L blocks, we can obtain the final high-level node representation \mathbf{X}^L . Recently, designing Transformers for graph-structured data has received considerable attention [24]. Next, we review the graph Transformer architecture from the perspective of graph-aware strategies. Typical graph-aware strategies for incorporating graph information into Transformers can be divided into three groups: 1) a combination of GNNs and Transformers (CGT), 2) positional embedding with graph information (PE), and 3) attention matrix with graph information (AM). It's worth noting that these strategies can be flexibly combined [53], [54].

1) *CGT*: The basic idea of CGT is to combine GNNs and Transformers to process graph-structured data. According to the relative positions of GNNs and Transformer, existing CGT-based methods include three types: before, alternate, and parallel. For the before type, a Transformer is added on top of a GNN layer [55], [21], [56]. GNN blocks are employed to learn high-level representations of a node neighborhood, while Transformer blocks learn all pairwise node interactions in a

TABLE I
COMPARISON OF RELATED WORKS AND PROPOSED EGTAS FROM AN ARCHITECTURAL PERSPECTIVE.

Category	Methods	GNN Block	Topology	CGT	PE	AM	Model Scale
Graph Transformer	SAN [59]				✓	✓	
	EGT [61]				✓	✓	
	Graphormer [53]			✓	✓	✓	
	K-Subtree SAT [56]		✓	✓	✓	✓	
	GMT [23]				✓	✓	
	GPS [54]			✓	✓	✓	
GNAS	SNAG [38]	✓	✓				
	SANE [48]	✓	✓				
	F ² GNN [11]	✓	✓				
	GAUSS [51]	✓					
	AutoGT [28]				✓	✓	✓
	Our proposed EGTAS	✓	✓	✓	✓	✓	✓

position-agnostic manner. For the alternate type, GNN blocks and Transformer blocks are stacked alternately. For instance, Lin *et al.* [57] stacked a Transformer module consisting of a graph residual block and a multi-head self-attention layer. For the parallel type, GNN blocks and Transformer blocks are designed to work in parallel. Zhang *et al.* [58] proposed a Graph-BERT architecture in which a graph residual term is added to each basic attention layer.

2) *PE*: The second graph-aware strategy compresses the graph structure into positional embedding vectors and adds graph information to the input block before the Transformer model:

$$\mathbf{X}_{PE}^l = \mathbf{X}^l + f_{PE}(P_G), \quad (4)$$

where $P_G \in \mathbb{R}^{n \times d_p}$ is the graph embedding vectors, and $f_{PE} : \mathbb{R}^{n \times d_p} \rightarrow \mathbb{R}^{n \times d}$ represents a simple feed-forward neural network to align the dimensions of vectors. Existing works adopt various methods as graph embedding vectors [59], such as Laplacian eigenvectors (LE) [60] and positional encodings based on singular value decomposition (SVD) [61]. Different from the compressed adjacency matrix in the above methods, Ying *et al.* [53] proposed a heuristic method (called DC in this paper) to extract structural information from the adjacency matrix, where the out-degree and in-degree of each node are used to design embedding vectors. By utilizing degree centrality, Transformers can capture key information of nodes.

3) *AM*: The third graph-aware strategy generates an additional graph-based attention mechanism $f_{AM}(P)$ to enhance the original attention matrix:

$$\mathbf{A}_{h,AM}^l = \text{SoftMax} \left(\frac{\mathbf{X}^l \mathbf{Q}_h^l (\mathbf{X}^l \mathbf{K}_h^l)^\top}{\sqrt{d}} + f_{AM}(P) \right), \quad (5)$$

where P is the graph information. Ying *et al.* [53] presented a novel spatial encoding-based attention mechanism (SE) that measures the spatial relation between nodes. To capture fine-grained structural information, Zhao *et al.* [62] proposed a proximity-enhanced multi-head attention mechanism (PEM). Min *et al.* [23] developed a masking mechanism-based graph encoding strategy (GMT), where the graph-masking mechanism enforces heads to attend to different subspaces, thereby improving the representative capability of models.

C. Discussion

Table I summarizes state-of-the-art GNAS methods and graph Transformers from an architectural perspective. Compared to existing works, EGTAS introduces a comprehensive

search space to jointly explore both macro and micro designs of graph transformers. The macro designs focus on topology and CGT, while the micro ones encompass GNN blocks, PE, AM, and model scale.

III. EGTAS: EVOLUTIONARY GRAPH TRANSFORMER ARCHITECTURE SEARCH

The overall framework of EGTAS is presented in Fig. 1, which consists of three parts: problem definition, search space, and search strategy. Next, we introduce their technical details.

A. Problem Definition

Definition 3.1: (GNAS) In general, given a graph dataset $\mathcal{D} = \{\mathcal{D}_{tra}, \mathcal{D}_{val}, \mathcal{D}_{test}\}$ drawn from a data distribution $P_{\mathcal{D}}$, a simple GNAS problem is described as:

$$\begin{aligned} & \text{minimize } \mathcal{L}(\alpha; \mathbf{w}^*) \\ & \alpha \in \mathcal{A} \\ & \text{s.t. } \mathbf{w}^*(\alpha) \in \underset{\mathbf{w} \in \mathcal{W}}{\text{argmin}} \mathcal{F}(\mathbf{w}; \alpha) \end{aligned} \quad (6)$$

where α and \mathbf{w} define the architecture and its weights, respectively. \mathcal{F} is the loss function on the training set \mathcal{D}_{tra} for a candidate architecture α . \mathcal{L} is the upper-level objective on the validation set \mathcal{D}_{val} , such as the mean absolute error (#MAE), accuracy (#Acc), and area under the curve (#AUC).

In typical lower-level optimization, learning the weights of candidate architectures requires resource-intensive stochastic gradient descents spanning multiple epochs. Therefore, the GNAS problem is computationally expensive. Next, we illustrate the specific problem formulations of GNAS through two representative tasks: NC and GC.

Given a training dataset $\mathcal{D}_{tra} = \{(\mathbf{X}, \mathbf{y})\}$ with node-level features $\mathbf{X} = \{\mathbf{X}_1, \dots, \mathbf{X}_{n_c}\}$ and their labels $\mathbf{y} = \{\mathbf{y}_1, \dots, \mathbf{y}_{n_c}\}$, NC aims to predict the labels of nodes in a graph \mathbf{G} by optimizing the negative log-likelihood loss:

$$\mathcal{F}_{NC}(\mathbf{w}; \alpha) = \sum_{i=1}^{n_c} -\log(\text{SoftMax}(f_{\mathbf{w};\alpha}(\mathbf{X}_i), \mathbf{y}_i)), \quad (7)$$

where $f_{\mathbf{w};\alpha}$ represents the output of the architecture α with weights \mathbf{w} .

Definition 3.2: (GNAS for NC) Given a validation dataset $\mathcal{D}_{val} = \{(\mathbf{X}', \mathbf{y}')\}$ with node-level features $\mathbf{X}' = \{\mathbf{X}'_1, \dots, \mathbf{X}'_{n_{cv}}\}$ and their labels $\mathbf{y}' = \{\mathbf{y}'_1, \dots, \mathbf{y}'_{n_{cv}}\}$, the GNAS problem for NC can be formalized as:

$$\begin{aligned} & \text{minimize } \mathcal{L}_{NC}(\alpha; \mathbf{w}^*) = \sum_{i=1}^{n_{cv}} l_{NC}(f_{\alpha; \mathbf{w}^*}(\mathbf{X}'_i), \mathbf{y}'_i) \\ & \alpha \in \mathcal{A} \\ & \text{s.t. } \mathbf{w}^*(\alpha) \in \underset{\mathbf{w} \in \mathcal{W}}{\text{argmin}} \mathcal{F}_{NC}(\mathbf{w}; \alpha) \end{aligned} \quad (8)$$

where $f_{\alpha; \mathbf{w}^*}$ represents the output of the architecture α with optimal weights \mathbf{w}^* . #Acc is employed as the upper-level objective l_{NC} in this paper.

Given a training dataset $\mathcal{D}_{tra} = \{(\mathbf{X}_G, \mathbf{y}_G)\}$ with graph-level features $\mathbf{X}_G = \{\mathbf{X}_{G^1}, \dots, \mathbf{X}_{G^n}\}$ and their labels $\mathbf{y}_G = \{\mathbf{y}_{G^1}, \dots, \mathbf{y}_{G^n}\}$, GC aims to predict labels of all graphs $\{\mathbf{G}^1, \dots, \mathbf{G}^n\}$ by minimizing the squared-error loss:

$$\mathcal{F}_{GC}(\mathbf{w}; \alpha) = \sum_{i=1}^n \|f_{\mathbf{w};\alpha}(\mathbf{X}_{G^i}) - \mathbf{y}_{G^i}\|_2^2. \quad (9)$$

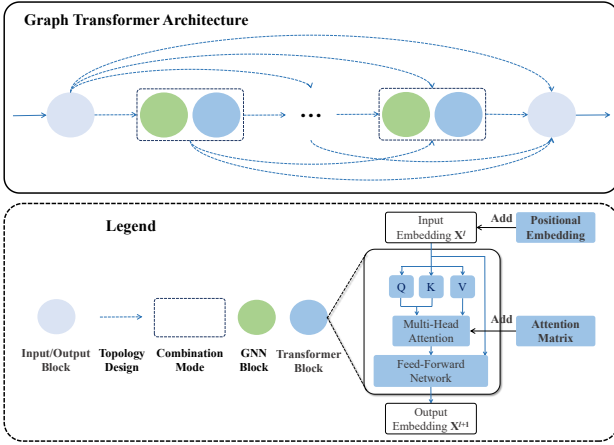


Fig. 2. A general architecture of the graph Transformer.

Definition 3.3: (GNAS for GC) Given a validation dataset $\mathcal{D}_{val} = \{(\mathbf{X}'_{\mathbf{G}}, \mathbf{y}'_{\mathbf{G}})\}$ with graph-level features $\mathbf{X}'_{\mathbf{G}} = \{\mathbf{X}'_{\mathbf{G}^1}, \dots, \mathbf{X}'_{\mathbf{G}^{n_v}}\}$ and their labels $\mathbf{y}'_{\mathbf{G}} = \{\mathbf{y}'_{\mathbf{G}^1}, \dots, \mathbf{y}'_{\mathbf{G}^{n_v}}\}$, the GNAS problem for GC is:

$$\begin{aligned} \underset{\alpha \in \mathcal{A}}{\text{minimize}} \quad \mathcal{L}_{GC}(\alpha; \mathbf{w}^*) &= \sum_{i=1}^{n_v} l_{GC}(f_{\alpha; \mathbf{w}^*}(\mathbf{X}'_{\mathbf{G}^i}), \mathbf{y}'_{\mathbf{G}^i}), \quad (10) \\ \text{s.t.} \quad \mathbf{w}^*(\alpha) &\in \underset{\mathbf{w} \in \mathcal{W}}{\text{argmin}} \mathcal{F}_{GC}(\mathbf{w}; \alpha) \end{aligned}$$

where the upper-level objective l_{GC} is #Acc or #AUC.

B. Comprehensive Graph Transformer Search Space

Fig. 2 showcases the general architecture of the graph Transformer, which is constructed by connecting multiple graph Transformer blocks in various topological manners. Existing methods mainly focus on designing graph-aware strategies to integrate graph information into Transformer blocks. Each graph Transformer block flexibly combines a GNN and a Transformer block. For the Transformer block, graph information is fused into the positional embedding and attention matrix. In summary, topology and graph-aware strategies jointly determine a graph Transformer architecture.

A suitable architecture search space should be diverse and compact, which allows the space to cover powerful architectures and guarantees efficient searches. Keeping this principle in mind, we propose the unified search space \mathcal{A} at both macro and micro levels as shown in Fig. 1 (left) and Table II. In the unified search space, we provide a set of candidate operations for topologies and graph-aware strategies.

1) *Macro Search Space*: The macro search space reveals topological patterns of graph Transformers that need to be explored. Table II lists the operations on the macro search space, including the topology design and the combination mode of GNN and Transformer blocks.

a) *Topology Design*: Graph Transformers with high model capacity can be built by designing topology. Common topology designs are mainly presented in two paradigms: stack operation and skip connection. The former stacks blocks to capture higher-level graph features. The latter integrates features at different levels via skip connections to provide

TABLE II
OPERATIONS USED IN OUR SEARCH SPACE \mathcal{A} .

Levels	Operations	Values
Macro	Topology Design	Vanilla, JK, Residual, GCNII
	Combination Mode	Before, Alternate, Parallel
Micro	GNN Block	GCN, SAGE, GAT, GATv2, GIN, None
	Positional Embedding	None, [LE], [SVD], [DC], [LE,SVD], [LE,DC], [SVD,DC], [LE,SVD,DC]
	Attention Matrix	None, [PEM], [SE], [Mask], [PEM,SE], [PEM,Mask], [SE,Mask], [PEM,SE,Mask]
	Model Scale	Mini, Small, Middle, Large

diverse local feature extraction. We provide four popular topology designs in the macro search space as shown in Fig. 1 (left), i.e., Vanilla, JK [8], Residual [9], and GCNII [10]. Without loss of generality, other topology designs can also be easily integrated with the proposed framework. Given the input \mathbf{X} of a graph Transformer model f with L blocks, the output of f via the above topology design can be formalized as follows:

$$\text{Vanilla:} \quad \mathbf{X}^{l+1} = f_l(\mathbf{X}^l), \quad (11)$$

$$\text{JK:} \quad \mathbf{X}^L = f(\mathbf{X}^0, \dots, \mathbf{X}^{L-1}), \quad (12)$$

$$\text{Residual:} \quad \mathbf{X}^{l+1} = f_l(\mathbf{X}^l + \mathbf{X}^{l-1}), \quad (13)$$

$$\text{GNNII:} \quad \mathbf{X}^{l+1} = \alpha \mathbf{X}^0 + (1 - \alpha) f_l(\mathbf{X}^l). \quad (14)$$

Eq. (11) represents the vanilla paradigm that is constructed by stacking multiple operations. The JK and Residual paradigms adopt multiple skip connection modes to utilize different levels of features, as shown in Eq. (12) and (13). Eq. 14 indicates that GNNII adds initial features to each block to alleviate the over-smoothing problem.

b) *Combination Mode*: In the macro search space, the graph Transformer block is composed of GNN and Transformer blocks, as shown in Fig. 1 (left). The combination mode is designed in three major manners: Before [55], Alternate [57], and Parallel [58].

Before: The Before paradigm is widely adopted in the existing literature [55], where the GNN block is added in front of the vanilla Transformer. GNNs can learn the local representation of nodes, while the Transformer is employed to enhance the global reasoning ability of the model.

Alternate: For the Alternate paradigm, each graph Transformer block is stacked by a GNN block and a Transformer block, where each block considers both local and global information.

Parallel: In the Parallel paradigm, a Transformer block and a GNN block extract high-level features in parallel to improve model capacity.

2) *Micro Search Space*: Table II shows the micro search space, including the GNN block, the positional embedding with graph information, the attention matrix with graph information, and the model scale. In the micro search space, we mainly explore the design of graph Transformer blocks, which determines how nodes exchange information with other nodes in each block. The graph Transformer block consists of a GNN block and a Transformer block. For the Transformer block, two

graph-aware strategies are considered, i.e., designing position embedding and attention matrix. It is worth noting that each operation in the graph-aware strategies is further decided whether to use it. Next, we introduce the GNN block, the positional embedding with graph information, and the attention matrix with graph information in detail.

a) GNN Block: For the GNN block, we consider the six popular choices [3], [29]: GCN [63], SAGE [64], GAT [65], GATv2 [66], GIN [67], and None. None means that the GNN block is not adopted in the graph Transformer blocks. GCN represents a localized first-order approximation of a spectral filter on graphs. It efficiently learns feature representations from graph data by defining convolution operations specifically for graphs. SAGE learns embeddings for unseen nodes on large graphs by sampling and aggregating features from a node’s local neighborhood. GAT incorporates an attention mechanism into GNNs. It assigns different attention weights to neighboring nodes, dynamically focusing on the most relevant graph information during propagation. Compared to GAT, GATv2 enhances the expressiveness of the attention mechanism, allowing every node to attend to any other node. GIN mixes the features obtained after each aggregation operation with the original node features, aiming to ensure the model’s sensitivity to graph isomorphism. These GNN blocks propagate feature information in different aggregation manners between neighboring nodes to learn deeper feature representations. All the above GNN blocks are implemented by PyTorch Geometric with the default settings [68].

b) Positional Embedding: For the positional embedding, three candidate operations are considered including LE [60], SVD [61], and DC [53]. Notice that each operation has to be considered whether to add to the positional embedding.

LE: LE [60] adopts eigenvectors of the k smallest non-trivial eigenvalues as graph information, which are concatenated to the input node attribute matrix. These eigenvectors are obtained by factoring the graph Laplace matrix:

$$\mathbf{U}^T \Lambda \mathbf{U} = \mathbf{I} - \mathbf{D}^{-1/2} \mathbf{A} \mathbf{D}^{-1/2}, \quad (15)$$

where \mathbf{A} and \mathbf{D} are the adjacent matrix and degree matrix, respectively. \mathbf{U} and Λ are accordingly eigenvectors and eigenvalues.

SVD: The SVD-based operation [61] uses left and right singular vectors of the largest k singular values as graph information. These vectors can be calculated by conducting singular value decomposition to the graph adjacent matrix \mathbf{A} :

$$\mathbf{A} \approx \mathbf{U} \Sigma \mathbf{V}^T = (\mathbf{U} \sqrt{\Sigma}) \cdot (\mathbf{V} \sqrt{\Sigma})^T = \tilde{\mathbf{U}} \tilde{\mathbf{V}}^T, \quad (16)$$

where $\mathbf{U}, \mathbf{V} \in \mathbb{R}^{n \times k}$ contains the left and right singular vectors of the largest k singular values. Similar to LE, we concatenate these vectors to the input node attribute matrix.

DC: The DC-based operation [53] constructs two real-valued embedding vectors according to the in-degree and out-degree of nodes as graph information. Therefore, the input embedding $\tilde{\mathbf{X}}_i^l$ of node i in the l block can be formalized as:

$$\tilde{\mathbf{X}}_i^l = \mathbf{X}_i^l + \mathbf{z}_{v_i}^- + \mathbf{z}_{v_i}^+, \quad (17)$$

where $\mathbf{z}_{v_i}^-$ and $\mathbf{z}_{v_i}^+$ are the embedding vectors generated by the in-degree and out-degree of the node v_i , respectively.

TABLE III
THE MODEL SCALE PATTERNS DESCRIBING KEY HYPER-PARAMETERS OF GRAPH TRANSFORMER SIZES.

Hyper-parameters	Model Scale			
	Mini	Small	Middle	Large
Layer	3	6	12	12
Hidden Dimension	64	80	80	512
Attention Head	4	8	8	32
Attention Head Dimension	5	10	10	16
FFN Hidden Dimension	64	80	80	512

c) Attention Matrix: For the attention matrix with graph information, we adopt three popular operations: PEM [62], SE [53], and Mask [23]. Similar to the positional embedding, each operation is considered whether to add to the attention matrix.

PEM: For a node pair (v_i, v_j) , PEM-based operation [53] adds multiple structural information to the attention matrix:

$$\mathbf{A}_{ij}^l = \text{SoftMax} \left(\frac{\mathbf{X}_i^l \mathbf{Q}^l (\mathbf{X}_j^l \mathbf{K}^l)^T}{\sqrt{d}} + \psi^{ij} \mathbf{b}^T \right), \quad (18)$$

where \mathbf{b} is the learnable parameters. The structural encoding ψ^{ij} can be generated by n structural functions $\Psi_n(\cdot)$: $\psi_{ij} = \text{Concat}(\Psi_n(v_i, v_j) \mid n \in 0, 1, \dots, n-1)$.

SE: SE-based operation [53] adds spatial encoding to the attention matrix:

$$\mathbf{A}^l = \text{SoftMax} \left(\frac{\mathbf{X}^l \mathbf{Q}^l (\mathbf{X}^l \mathbf{K}^l)^T}{\sqrt{d}} + \mathbf{B}_{se} \right), \quad (19)$$

where \mathbf{B}_{se} is a bias matrix generated by the shortest path distance ψ between nodes.

Mask: For a node pair (v_i, v_j) , Mask-based operation [23] uses graph masking mechanism to improve the attention matrix:

$$\mathbf{A}_{ij}^l = \text{SoftMax} \left(\frac{\mathbf{X}_i^l \mathbf{Q}^l (\mathbf{X}_j^l \mathbf{K}^l)^T}{\sqrt{d}} + z_m^{i,j} \right), \quad (20)$$

$$z_m^{i,j} = \begin{cases} 0 & \text{if } \psi(v_i, v_j) \leq m, \\ -\infty & \text{else} \end{cases}, \quad (21)$$

where $z_m^{i,j}$ reflects the relationship between the shortest path distance $\psi(v_i, v_j)$ and a threshold parameter m . Attention is masked when the given threshold is not met.

d) Model Scale: As shown in Table III, we also define four model scale patterns describing key hyper-parameters of graph Transformer sizes based on empirical values [24]. These hyper-parameters include layer, hidden dimension, attention head, attention head dimension, and FFN hidden dimension.

C. Search Strategy

Given the comprehensive search space in Section III.B, a large number of operation combinations need to be explored by a search strategy. As indicated by **Definition 3.1**, direct acquisition of gradient information pertaining to upper-level objectives (such as #Acc) concerning the architecture is infeasible. Therefore, GNAS is usually regarded as a black-box optimization problem [25]. Due to excellent parallelism and gradient-free properties, evolutionary search is widely

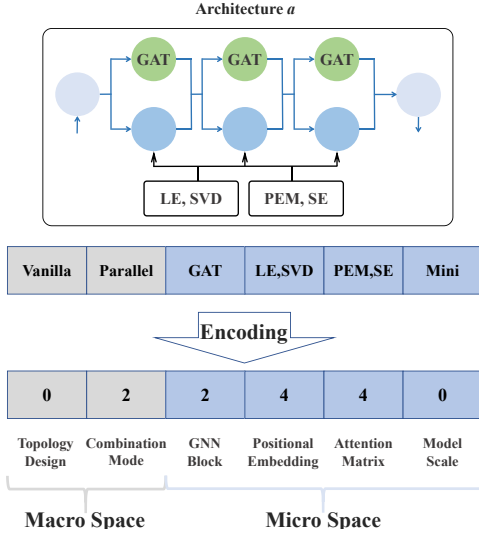


Fig. 3. An illustrative example of the encoding strategy.

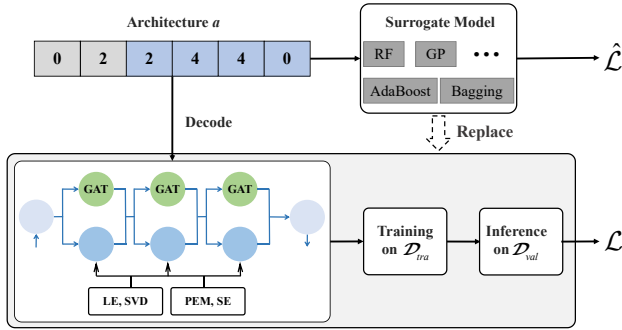


Fig. 4. Evaluation process of an architecture α .

employed to solve black-box optimization problems [41]. Next, we present the proposed surrogate-assisted evolutionary search from encoding strategy, surrogate model construction, and evolutionary search.

1) *Encoding Strategy*: Evolutionary search needs to decide their encoding strategy at the beginning stage. This section introduces how to encode an architecture into an individual for the evolutionary search. A graph Transformer architecture α can be represented by an integer vector (chromosome) consisting of topology design, combination mode, positional embedding, attention matrix, GNN block, and model scale. Fig. 3 gives an illustrative example of a graph Transformer architecture. The chromosome value represents the index of the selected operation in Table II. For example, the candidate operation Mini is encoded as 0 for the model scale. Notice that the encoding strategy is generic. New search components can be easily integrated into our method without loss of generality.

2) *Surrogate Model Construction*: Fig. 4 illustrates the evaluation process of an architecture α . According to Eq. 6, the actual evaluation process of each architecture needs to complete an expensive lower-level optimization involving decoding, model training, and inference. To reduce the computational cost, we employ the surrogate model to replace the actual evaluation process for rapid prediction of architecture performance. The surrogate model fits the functional relation-

Algorithm 1 Surrogate Model Construction (SMC)

Require: \mathcal{D}_{tra} : Training set; \mathcal{D}_{val} : Validation set; N_s : Number of samples.

Ensure: M : Surrogate model.

- 1: $\{\alpha^{(i)}, i = 1, \dots, N_s\} \leftarrow$ Randomly sample N_s architectures from \mathcal{A} and encode them as vector sets;
- 2: $\{\mathbf{w}^{(i)}, i = 1, \dots, N_s\} \leftarrow$ Train N_s architectures on the training set over multiple epochs;
- 3: $\{\mathcal{L}^{(i)}(\alpha^{(i)}; \mathbf{w}^{(i)}), i = 1, \dots, N_s\} \leftarrow$ Calculate the performance metrics on the validation set;
- 4: $\{M^{(1)}, \dots, M^{(m)}\} \leftarrow$ Fit m surrogate models based on the training data $\{(\alpha^{(i)}, \mathcal{L}^{(i)}), i = 1, \dots, N_s\}$;
- 5: $M \leftarrow$ Select the best surrogate model from $\{M^{(1)}, \dots, M^{(m)}\}$ via cross-validation.

Algorithm 2 Framework of EGTAS

Require: \mathcal{D}_{tra} : Training set; \mathcal{D}_{val} : Validation set; N_s : Number of samples; T : Number of iterations; N_p : Population size; p_c : Crossover probability; p_m : Mutation probability.

Ensure: α^* , \mathbf{w}^* : Best architecture and its weights.

- 1: $M \leftarrow SMC(N_s, \mathcal{D}_{tra}, \mathcal{D}_{val})$; // Algorithm 1
- 2: $i, t \leftarrow 0$ // Initialize counters
- 3: $P, \hat{\mathcal{L}} \leftarrow \emptyset$ // Initialization
- 4: **while** $i < N_p$ **do**
- 5: $\alpha^{(i)} \leftarrow Sampling(\mathcal{A})$;
- 6: $\hat{\mathcal{L}}^{(i)} \leftarrow M(\alpha^{(i)})$;
- 7: $P \leftarrow P \cup \alpha^{(i)}$, $\hat{\mathcal{L}} \leftarrow \hat{\mathcal{L}} \cup \hat{\mathcal{L}}^{(i)}$;
- 8: $i \leftarrow i + 1$;
- 9: **end while**
- 10: **while** $t < T$ **do**
- 11: $P' \leftarrow Reproduction(P, p_c, p_m)$;
- 12: $\hat{\mathcal{L}}' \leftarrow M(P')$; // Evaluation
- 13: $P, \hat{\mathcal{L}} \leftarrow Selection(P \cup P', \hat{\mathcal{L}} \cup \hat{\mathcal{L}}')$;
- 14: $t \leftarrow t + 1$;
- 15: **end while**
- 16: $\alpha^* \leftarrow$ Select the best architecture in P based on $\hat{\mathcal{L}}$;
- 17: $\mathbf{w}^* \leftarrow Retrain(\alpha^*)$;

ship between architecture and performance [69], which meets the following basic requirements: 1) low computational cost; 2) high-order correlation across predicted and real evaluations.

The construction process of the whole surrogate model is shown in Algorithm 1. First, we randomly sample an architecture set from the search space \mathcal{A} and encode them as vector sets according to the encoding strategy. Gradient-based methods are used to train the architecture over multiple epochs. Then we compute performance metrics on the validation set. Finally, numerous surrogate models $\{M^{(1)}, \dots, M^{(m)}\}$ are trained based on the training data. As no single surrogate model consistently outperforms others across all datasets [70], we construct multiple models. Then the best model M is selected based on the evaluation metric of MSE through cross-validation. Six popular surrogate models are adopted including Decision Tree (DT), Random Forest (RF), AdaBoost, Bagging, Gaussian Process (GP), and ExtraTree [71]. All models are implemented by Scikit-learn with the default settings [72].

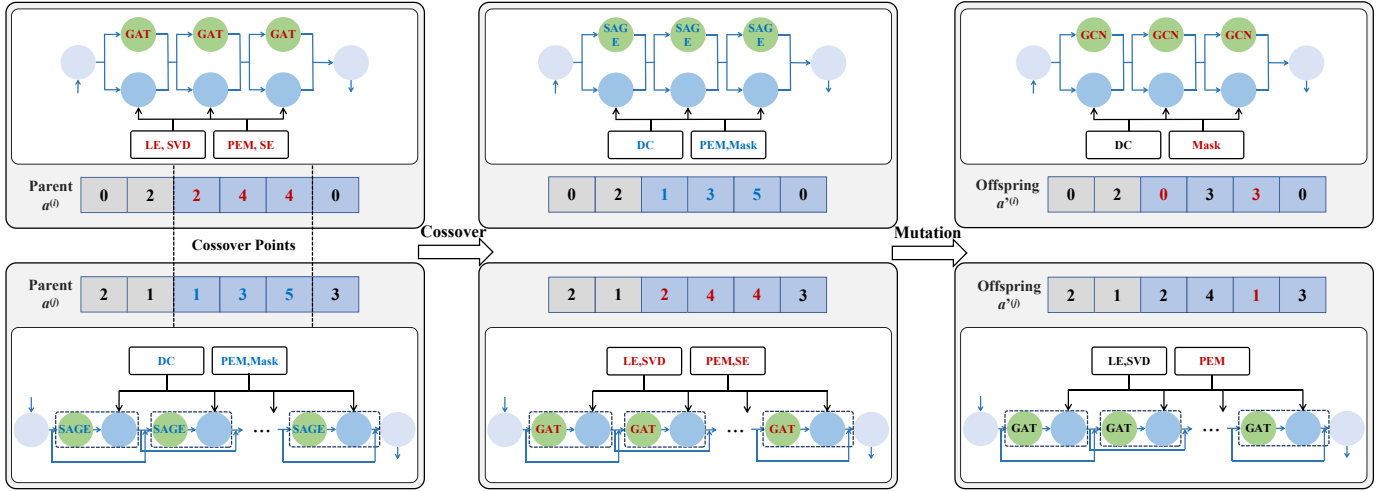


Fig. 5. An illustrative example of a reproduction operator involving crossover and mutation.

3) *Evolutionary Search*: The framework of EGTAS is presented in Algorithm 2, which follows the basic evolutionary search. First, a surrogate model M that fits the functional relationship between the architectural encoding and performance metric is constructed (See Algorithm 1). Then, we initialize a population P by randomly sampling a set of architectures and compute their performance metrics $\hat{\mathcal{L}}$ by the surrogate model M (see Steps 2-9 of Algorithm 2). Note that these architectures are encoded as individuals in the population through the proposed encoding strategy. Next, we maintain a population to approach the optimal architecture through *Reproduction* and *Selection*. *Reproduction* operates on the parent population P to generate the offspring population P' . Due to the proposed general encoding strategy, classical reproduction operators like the two-point crossover and polynomial mutation can be readily employed [73]. For *Selection*, the top half of individuals based on performance metrics $\hat{\mathcal{L}} \cup \hat{\mathcal{L}}'$ are chosen from the merged population $P \cup P'$ of parents and offspring to form the new population P (see Step 13 of Algorithm 2). Finally, the best architecture α^* in the last population is retrained. EGTAS mainly consists of surrogate model construction and evolutionary search. Since the weight training of each sampling architecture is much higher than other steps, the complexity of EGTAS mainly depends on the weight training (see Step 2 of Algorithm 1).

Fig. 5 is an illustrative example of a reproduction operator involving crossover and mutation. Crossover recombines genetic fragments across any two individuals (called parents) in the parent population with probability p_c to generate new individuals. Taking two-point crossover as an example, the integer vectors located between two randomly chosen crossover points are swapped. From an architectural perspective, the operations of two architectures are combined. This combination allows for the preservation of excellent operations from the parents in evolutionary search. Mutation perturbs each individual generated by the crossover to generate a new offspring. Each element in the integer vector may change near its original value with probability p_m . From the standpoint of architecture, new operations are selected from a candidate set to replace existing

TABLE IV
DETAILS OF REAL-WORLD GRAPH DATASETS FOR THE NODE CLASSIFICATION TASK.

Datasets	#Nodes	#Edges	#Features	#Classes	Sample
Cora	2,708	5,429	1,433	7	Full Batch
Computers	13,381	245,778	767	10	Full Batch
PubMed	19,717	44,338	500	3	Full Batch
Wisconsin	251	466	1,703	5	Full Batch
Flickr	89,250	899,756	500	7	Full Batch
ogbn-arxiv	169,343	1,166,243	128	40	Neighbor
ogbn-products	2,449,029	61,859,140	100	47	Neighbor

ones, thereby enhancing the diversity of architectures. In each generation, the reproduction operators, including crossover and mutation, are repeatedly applied to generate the entire offspring population.

IV. EXPERIMENTS

In this section, to verify the effectiveness of EGTAS, we first introduce a series of experimental studies conducted on benchmark and real-world graph datasets for both node-level and graph-level tasks. Subsequently, ablation experiments show the rationality of the constructed search space and surrogate model. Finally, a critical parameter (Model Scale) is further analyzed to explore the over-smoothing problems. We run all experiments on a Linux platform with a GPU 2080Ti (Memory: 12GB, Cuda Version:11.3).

A. Node Classification Task

1) Experimental Settings:

a) *Datasets*: The statistics of real-world graph datasets for the node classification task are presented in Table IV, which covers different types of complex networks. Cora and Pubmed describe citation networks, where each node is the paper, and each edge is the citations across papers. Computers describe co-purchase networks of Amazon. Wisconsin represents the hyperlink relationship across pages. Flickr represents common attributes across images. ogbn-arxiv comprises a directed graph that depicts the citation network encompassing

TABLE V
TRAINING HYPER-PARAMETERS OF EGTAS. D IS ENCODING DIMENSION.

Category	Hyper-parameters	Values
Surrogate Model Construction	Number of Samples	30
	Maximum Steps	1e+4
	Warm-up Steps	4e+3
	Attention Dropout	0.5
	FFN Dropout	0.1
	GNN Dropout	0.5
	Learning Rate	2e-4
	Weight Decay	1e-5
	Batch Size	{32,128}
Evolutionary Search	Population Size	20
	Crossover Probability	0.7
	Mutation Probability	1/ D
Retrain	Maximum Steps	{1e+6,3e+6}
	Warm-up Steps	4e+4

computer science arXiv papers. ogbn-products consists of an undirected and unweighted graph that represents the Amazon product co-purchasing network. We can directly download these datasets from PyTorch Geometric² and ogb³. For Cora, Computers, and PubMud, the nodes of each class are split into 60%/20%/20% for $\mathcal{D}_{tra}/\mathcal{D}_{val}/\mathcal{D}_{test}$ [11]. For Wisconsin, we split the dataset with 48%/32%/20% for $\mathcal{D}_{tra}/\mathcal{D}_{val}/\mathcal{D}_{test}$ [74], [75]. For Flickr, nodes are split into 50%/25%/25% for $\mathcal{D}_{tra}/\mathcal{D}_{val}/\mathcal{D}_{test}$ [76]. For ogbn-arxiv and ogbn-products, we use the official splits provided by ogb [77]. Due to their extensive size, we adopt neighborhood sampling following GraphSAGE [64]. Specifically, we sample 20 neighbors per layer for ogbn-arxiv and 15 for ogbn-products. For a fair comparison, all dataset configurations are implemented via the publicly available codes⁴.

b) Baselines: For the node classification task, we provide three types of state-of-the-art baselines: Manual-GNN, Manual-GT, and GNAS. Manual-GNN and Manual-GT contain the popular human-designed GNNs and graph Transformers including GCN [63], SAGE [64], GAT [65], GATv2 [66], GIN [67], Graphormer [53], and GMT [23]. In addition, we employ three topology designs mentioned in this paper as the baseline, Res-GAT, JK-GAT, and GCNII-GAT, where GAT is adopted as the aggregation operation. GNAS baselines include SNAG [38], SANE [48], F²GNN [11], and GAUSS [51]. SNAG is an advanced RL-based method to automate the search for GNN architectures. SANE and F²GNN are state-of-the-art differentiable methods to search aggregate operations and topologies, respectively. GAUSS is a state-of-the-art GNAS method specifically designed for large-scale graphs.

c) Implementation Details: We implement all baselines by three open libraries: PyTorch Geometric (v. 2.1.0), Transformers (v. 4.17.0), and Geatpy (v. 2.7.0). For all baselines, we report the final results based on ten independent runs. For the Manual-GNN and GNAS baselines, the number of backbones is set to four. All Manual-GNN baselines are implemented by the PyTorch Geometric². For Res-GAT⁴, JK-

GAT⁴, GCNII-GAT⁴, Graphormer⁵, GMT⁵, SNAG⁶, SANE⁷, and F²GNN⁴, the codes by the original authors are adopted. The experimental results of GAUSS on large-scale datasets are reported in [51]. We implement the evolutionary search of the proposed EGTAS via Geatpy⁸ with the default settings, applying a *strengthened elitist genetic algorithm* that incorporates two-point crossover, polynomial mutation, and elitist selection. Based on empirical evidence, the crossover probability and mutation probability are set to 0.7 and 1/ D , respectively, where D denotes the encoding dimension. Since the search space contains six operations, D is 6 in this paper. The population size is set to 20. For surrogate model construction in EGTAS, training maximum steps and the number of samples are set to 1e+4 and 30, respectively, for the sake of computational resources. The Adam optimizer with the peak learning rate of 2e-4 is adopted. For a fair comparison, we retrain the architectures searched by each GNAS baseline. For the large-scale ogbn-products dataset, we use a maximum step of 3e+6 and a batch size of 32, whereas for all other datasets, the settings are 1e+6 and 128 respectively. The training hyperparameters of EGTAS are summarized in Tables V. A more detailed introduction to the hyper-parameter of baselines can be found in [11], [24]. All the hyper-parameters are tuned via the publicly available codes^{4,5}.

2) Experimental Results:

a) Performance Comparisons: Table VI lists the experimental results of all baselines on the node classification task in terms of #Acc. We report the average value and the standard deviation. The best result is marked in bold. From Table VI, we observe that the model searched by EGTAS rival the best manually designed ones (GNN and Graph Transformer), which shows that EGTAS can design a graph Transformer model with strong representation ability. Furthermore, by adaptively searching topologies and graph-aware strategies, EGTAS achieves considerable performance gains over GNAS baselines on all datasets. This phenomenon demonstrates the necessity of exploring graph Transformer architectures from both macro and micro levels.

b) Searched Architectures: Fig. 6 visualizes the optimal architectures searched by EGTAS in all cases. The searched macro-ops and micro-ops are significantly different, which further illustrates the importance of studying graph Transformer architecture search. That is, it is necessary to customize exclusive architectures for different graph datasets. Compared to small-scale graphs (Cora, Computers, PubMed), the architectures searched on large-scale graphs (Flickr, ogbn-arxiv, ogbn-products) have larger model scale, which is in line with the general intuition of designing deep models, i.e. more hidden layers to learn deeper feature representations. For graph-aware strategies, we find that not all positional embedding and attention matrix operations are adopted in the searched architectures, which indicates that simply combining graph-aware strategies manually is not optimal. We collect the top 10% architectures in the last population obtained by

²https://github.com/pyg-team/pytorch_geometric

³<https://github.com/snap-stanford/ogb>

⁴<https://github.com/LARS-research/F2GNN>

⁵<https://github.com/qwerfidsaplking/Graph-Trans>

⁶<https://github.com/LARS-research/SNAG>

⁷<https://github.com/LARS-research/SANE>

⁸<https://github.com/geatpy-dev/geatpy>

TABLE VI

EXPERIMENTAL RESULTS OF ALL BASELINES ON THE NODE-LEVEL CLASSIFICATION TASK IN TERMS OF #ACC (%↑). N/A DENOTES THE METHODS THAT HAVE NOT PROVIDED TEST RESULTS FOR THE SPECIFIED GRAPH DATASET.

Category	Baselines	Cora	Computers	PubMed	Wisconsin	Flickr	ogbn-arxiv	ogbn-products
Manual-GNN	GCN	86.19(0.83)	80.74(1.96)	85.38(0.15)	51.87(6.22)	51.30(0.07)	71.60(0.15)	78.97(0.33)
	SAGE	85.68(0.61)	90.52(0.42)	88.23(0.28)	60.39(10.77)	53.07(0.50)	71.49(0.27)	78.70(0.36)
	GIN	85.81(1.89)	72.96(4.87)	87.14(1.35)	55.26(5.84)	48.76(0.43)	70.36(0.34)	79.07(0.52)
	GAT	86.16(0.55)	89.08(0.43)	85.73(0.34)	45.29(5.65)	50.34(2.68)	71.54(0.30)	77.23(2.37)
	GATv2	86.97(0.60)	88.25(7.71)	90.27(0.32)	46.47(4.39)	50.48(0.63)	71.59(0.16)	78.46(2.45)
	Res-GAT	84.66(0.92)	90.84(0.49)	87.56(0.44)	48.82(3.77)	53.63(0.24)	71.63(0.94)	79.84(0.34)
	JK-GAT	86.55(0.46)	91.80(0.23)	89.71(0.16)	84.51(5.58)	53.02(0.29)	71.75(0.14)	80.31(1.02)
	GCNII-GAT	85.40(1.06)	91.91(0.11)	88.44(0.25)	55.29(6.25)	53.03(0.29)	71.53(0.31)	78.34(0.58)
Manual-GT	Graphormer	88.95(0.53)	90.36(0.90)	84.23(0.17)	42.00(2.22)	52.68(0.29)	70.98(0.67)	79.34(0.25)
	GMT	87.84(0.89)	90.62(0.51)	83.87(0.74)	50.00(3.02)	53.54(0.21)	71.82(0.14)	79.51(0.36)
GNAS-RL	SNAG	84.99(1.04)	85.98(0.72)	87.93(0.16)	43.92(4.65)	53.50(0.31)	71.29(0.31)	79.47(0.93)
GNAS-Gradient	SANE	86.40(0.38)	91.02(0.21)	89.34(0.31)	86.47(3.09)	53.92(0.14)	71.77(0.51)	80.66(0.75)
GNAS-Gradient	F ² GNN	87.42(0.42)	91.42(0.26)	89.79(0.20)	88.24(3.72)	53.96(0.20)	71.93(0.30)	80.91(0.76)
GNAS-Gradient	GAUSS	N/A	N/A	N/A	N/A	N/A	72.35(0.21)	81.26(0.36)
GNAS-EA+NP	EGTAS	89.14(0.80)	92.53(0.66)	90.75(0.31)	89.12(3.10)	54.65(0.62)	72.75(0.61)	82.15(0.37)

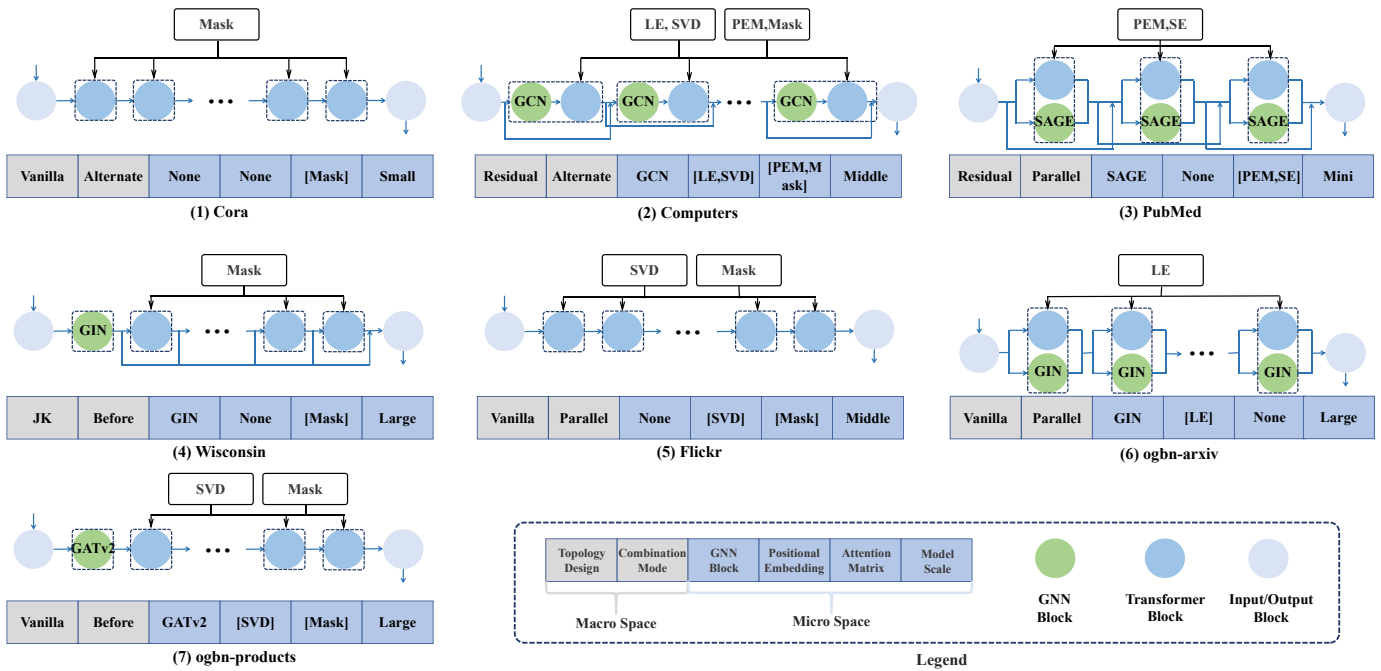


Fig. 6. Visualization of architectures searched by EGTAS on all datasets for the node classification task.

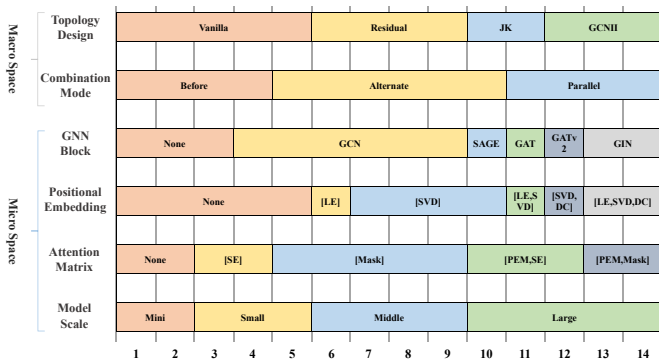


Fig. 7. Statistics for top 10% architectures in the last population on all datasets for the node classification task.

EGTAS on all datasets and count the number of macro-ops and micro-ops as shown in Fig. 7. The results show a mostly uniform distribution of operations, with no single operation standing out as highly probable. This phenomenon illustrates that no single architecture performs best on all data sets, thus highlighting the necessity of finding the optimal combination of different operations.

c) *Time Cost*: We further explore the time comparison of EGTAS with hand-designed graph Transformer models using the Flickr dataset as an example. The default Graphormer and GMT are trained for 1e+6 maximum steps, which cost about 55 hours and 33 hours on a single GPU, respectively. The total search cost consumed by the EGTAS can be divided into two parts: surrogate model construction and evolutionary search.

TABLE VII
DETAILS OF REAL-WORLD GRAPH DATASETS FOR THE GRAPH CLASSIFICATION TASK.

Datasets	#Graphs	#Avg. Nodes	#Avg. Edges	#Node Features	#Edge Features	#Classes	#Metric
DHFR_MD	393	23.87	283.01	7	5	2	#Acc
ogbg-molbbbp	2,039	34.09	36.86	9	3	2	#AUC
ogbg-molbace	1,513	25.51	27.47	9	3	2	#AUC
ogbg-molhiv	41,127	24.06	25.95	9	3	2	#AUC

TABLE VIII
EXPERIMENTAL RESULTS OF ALL BASELINES ON THE GRAPH-LEVEL CLASSIFICATION TASK IN TERMS OF #ACC (% \uparrow) OR #AUC (% \uparrow).

Category	Baselines	DHFR_MD (#Acc)	ogbg-molbbbp (#AUC)	ogbg-molbace (#AUC)	ogbg-molhiv (#AUC)	AR
Manual-GNN	GIN	62.88(8.26)	63.37(1.81)	70.42(4.78)	71.11(2.57)	4.0
	Graphormer	64.88(7.58)	66.52(0.74)	76.42(1.67)	71.89(2.66)	3.0
GNAS-EA+ST	AutoGT	68.22(5.02)	67.29(1.46)	76.70(1.42)	74.95(1.02)	2.0
GNAS-EA+NP	EGTAS	69.12(5.64)	70.33(1.13)	79.19(1.37)	79.81(1.17)	1.0

In surrogate model construction, 30 sampled architectures are independently trained for 1e+4 maximum steps, which costs about 17 hours on a single GPU. In the evolutionary search phase, each individual in the population is evaluated by the cheap surrogate model, which takes only a few seconds on a CPU. Therefore, the total search cost of EGTAS is mainly determined by the surrogate model construction, which is less than the training cost of a hand-designed model.

B. Graph Classification Task

The statistics of datasets for the graph classification task are introduced in Table VII. DHFR_MD⁹ is a collection of compounds derived from the study of dihydrofolate reductase inhibitors. OGBG-MolBBBP, OGBG-MolBACE, and OGBG-MolHIV from ogb [77] are molecular property prediction datasets where each graph is a molecule. In a molecule, nodes are atoms and edges are chemical bonds.

Three state-of-the-art baselines are considered for the graph classification task: GIN [67], Graphormer [53], and AutoGT [28]. GIN and Graphormer are the popular human-designed GNN and Transformer models, respectively. AutoGT is a state-of-the-art GNAS approach to search for graph Transformer architectures for graph classification tasks, which follows the basic framework of evolutionary search and supernet training (ST). The algorithm configuration of the proposed EGTAS is consistent with Section IV.A. We employ ten-fold cross-validation for all baselines. For a fair comparison, all hyperparameter and training strategy configurations are kept the same as the original paper of AutoGT [28].

Table VIII lists the experimental results (average value and standard deviation) of all baselines on the graph classification task in terms of #Acc or #AUC. AR refers to the average rank of the baseline on each dataset. GNAS baselines (EGTAS and AutoGT) outperform handcrafted baselines (GIN and Graphormer) on all datasets. Since the manually designed architecture cannot adapt to different datasets, it is not as effective as the automatic GNAS method. EGTAS significantly

outperforms AutoGT when the number of training data is large, such as ogbg-molhiv. When the number of training data is small, such as DHFR_MD, the improvement of EGTAS is not obvious. This illustrates the necessity of jointly designing topologies and graph-aware strategies for datasets with different scales.

C. Benchmarking GNNs

We evaluate the performance of EGTAS on five benchmark graph datasets from Benchmarking GNNs [78], namely ZINC, PATTERN, CLUSTER, MNIST, and CIFAR10. These datasets encompass a wide range of graph tasks, including regression, node classification, and graph classification, highlighting the versatility and generality of our study. The detailed statistics of these datasets are presented in Table IX. ZINC includes 12K molecular graphs from the ZINC database. Nodes represent heavy atoms and edges represent bonds. MNIST and CIFAR10 are graph datasets derived from image classification datasets. Each image is converted into an 8 nearest-neighbor graph of SLIC superpixels. PATTERN and CLUSTER are synthetic datasets generated with Stochastic Block Models that model communities in social networks. The task is to classify which nodes belong to the same community. For a fair comparison, we adopt the standard splits used in benchmarking GNNs [78].

We compare EGTAS with popular manual baselines: GCN [63], GAT [65], GIN [67], GatedGCN [79], PNA [80], DGN [81], CIN [82], CRaWl [83], GIN-AK+ [84], SAN [59], Graphormer [53], K-Subtree SAT [56], EGT [61], and GPS [54]. These baselines cover a variety of well-known message-passing neural networks and graph transformer models, which are reported in [54]. All baseline results are based on ten independent runs. The algorithm configuration for EGTAS aligns with the description in Section IV.A. The training hyperparameters for benchmark graph datasets are presented in Tables X.

Table XI lists the experimental results (average value and standard deviation) of all baselines on the benchmark graph datasets. EGTAS outperforms state-of-the-art handcrafted baselines on three datasets, thus highlighting the ability

⁹<https://chrsmrrs.github.io/datasets/>

TABLE IX
DETAILS OF BENCHMARK GRAPH DATASETS USED IN THIS STUDY.

Datasets	#Graphs	#Avg. Nodes	#Avg. Edges	#Node Features	#Classes	#Task Types	#Metric
ZINC	12,000	23.2	49.8	28	1	Regression	#MAE
PATTERN	14,000	118.9	6,098.9	3	2	Node Cla.	#Acc
CLUSTER	12,000	117.2	4,303.9	7	6	Node Cla.	#Acc
MNIST	70,000	70.6	564.5	3	10	Graph Cla.	#Acc
CIFAR10	60,000	117.6	941.2	5	10	Graph Cla.	#Acc

TABLE X
TRAINING HYPER-PARAMETERS OF EGTAS FOR BENCHMARK GRAPH DATASETS. D IS ENCODING DIMENSION.

Category	Hyper-parameters	ZINC	PATTERN	CLUSTER	MNIST	CIFAR10
Surrogate Model Construction	Number of Samples	20	20	20	20	20
	Maximum Epochs	50	10	10	10	10
	Warm-up Epochs	10	5	5	5	5
	Attention Dropout	0.5	0.5	0.5	0.5	0.5
	FFN Dropout	0.1	0.1	0.1	0.1	0.1
	GNN Dropout	0.5	0.5	0.5	0.5	0.5
	Learning Rate	1e-3	5e-4	5e-4	1e-3	1e-3
	Weight Decay	1e-5	1e-5	1e-5	1e-5	1e-5
	Batch Size	32	32	16	16	16
Evolutionary Search	Population Size	20	20	20	20	20
	Crossover Probability	0.7	0.7	0.7	0.7	0.7
	Mutation Probability	1/ D	1/ D	1/ D	1/ D	1/ D
Retrain	Maximum Epochs	2000	100	100	100	100
	Warm-up Epochs	50	5	5	5	5

TABLE XI
EXPERIMENTAL RESULTS OF ALL BASELINES ON THE BENCHMARK GRAPH DATASETS IN TERMS OF #MAE (% \downarrow) OR #ACC (% \uparrow). N/A DENOTES THE METHODS THAT HAVE NOT PROVIDED TEST RESULTS FOR THE SPECIFIED GRAPH DATASET.

Baselines	ZINC (#MAE)	PATTERN (#Acc)	CLUSTER (#Acc)	MNIST (#Acc)	CIFAR10 (#Acc)
GCN	0.367(0.011)	71.892(0.334)	68.498(0.976)	90.705(0.218)	55.710(0.381)
GAT	0.384(0.007)	78.271(0.186)	70.587(0.447)	95.535(0.205)	64.223(0.455)
GIN	0.526(0.051)	85.387(0.136)	64.716(1.553)	96.485(0.252)	55.255(1.527)
GatedGCN	0.282(0.015)	85.568(0.088)	73.840(0.326)	97.340(0.143)	67.312(0.311)
PNA	0.188(0.004)	N/A	N/A	97.94(0.12)	70.35(0.63)
DGN	0.168(0.003)	86.680(0.034)	N/A	N/A	72.838(0.417)
CIN	0.079(0.006)	N/A	N/A	N/A	N/A
CRaWI	0.085(0.004)	N/A	N/A	97.944(0.050)	69.013(0.259)
GIN-AK+	0.080(0.001)	86.850(0.057)	N/A	N/A	72.19(0.13)
SAN	0.139(0.006)	86.581(0.037)	76.691(0.65)	N/A	N/A
Graphormer	0.122(0.006)	N/A	N/A	N/A	N/A
K-Subtree SAT	0.094(0.008)	86.848(0.037)	77.856(0.104)	N/A	N/A
EGT	0.108(0.009)	86.821(0.020)	79.232(0.348)	98.173(0.087)	68.702(0.409)
GPS	0.070(0.004)	86.685(0.059)	78.016(0.180)	98.051(0.126)	72.298(0.356)
EGTAS	0.075(0.073)	86.742(0.053)	79.236(0.215)	98.372(0.261)	74.308(0.575)

to perform well on a variety of synthetic graph tasks. This once again demonstrates the importance of finding graph Transformer architectures to handle different datasets.

D. Ablation Studies

We present a series of studies on the node classification task to explore the effectiveness of the components of EGTAS. Two variants, MA-EGTAS and MI-EGTAS, are constructed to verify the necessity of joint search micro and macro operations. During the evolutionary search phase, MA-EGTAS only explores the macro search space and the components of the micro search space are randomly set as a fixed operation. Similarly, MI-EGTAS only explores the macro search space.

Table XII records the experimental results (average value and the standard deviation) of EGTAS and its variants on the node classification task over 10 runs. Based on the Wilcoxon rank sum test with a 0.95 confidence level, symbols ”+/ \approx /-” indicate that the accuracy of the baseline is significantly better/similar/worse than that of EGTAS. As can be seen from Table XII, EGTAS exhibits excellent performance in all cases in terms of #Acc. Merely exploring either the macro space or micro space does not yield comparable results. The performance gain reveals the necessity of searching graph Transformer architectures at both macro and micro levels.

This section further evaluates the effectiveness of different surrogate models. We uniformly sample 50 architectures and

TABLE XII
THE ABLATION STUDIES ON THE NECESSITY OF JOINT SEARCH MICRO AND MACRO OPERATIONS.

Datasets	MA-EGTAS	MI-EGTAS	EGTAS
Cora	81.72(1.07)–	80.41(3.99)–	89.14(0.80)
Computers	90.47(0.44)–	91.30(0.36)–	92.53(0.66)
PubMed	83.64(1.20)–	84.48(2.26)–	90.75(0.31)
Wisconsin	70.56(5.12)–	86.12(6.46)–	89.12(3.10)
Flickr	52.99(0.42)–	53.56(0.29)–	54.65(0.62)
ogbn-arxiv	71.71(1.35)–	72.39(0.98)–	72.75(0.61)
ogbn-products	80.05(0.65)–	81.53(2.76)–	82.15(0.37)
+ / \approx / –	0/0/7	0/0/7	–

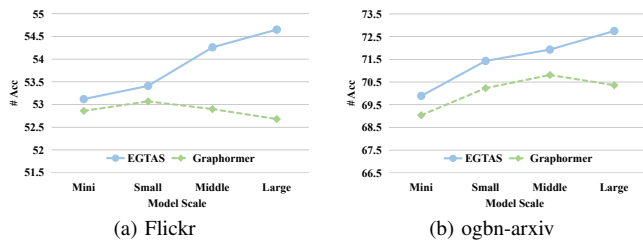


Fig. 8. Accuracy comparison of EGTAS and Graphormer at different model scales on Flickr and ogbn-arxiv datasets.

train them on all datasets for 1e+4 maximum steps. 90% of the samples are randomly selected to fit the surrogate model and the remaining 10% are used for testing. Two popular evaluation metrics, MSE and K τ , are adopted. Table XIII lists the comparison of six classic surrogate models on all datasets for the node classification task over ten runs. From Table XIII, no single surrogate model outperforms all others in all cases. Therefore, in EGTAS, the best-performing surrogate model is embedded into the evolutionary search.

We use the Flickr and ogbn-arxiv datasets as examples to illustrate the impact of a critical parameter, model scale, on the performance of EGTAS. Specifically, EGTAS explores the proposed search space at different model scales. Fig. 8 shows the accuracy of EGTAS and manually designed architectures Graphormer at different model scales. We can observe that the accuracy of EGTAS increases as the model scale increases. Graphormer that simply stacks Transformer blocks may suffer from performance degradation. This phenomenon further illustrates that searching topologies and graph-aware strategies to extract deep features can alleviate the over-smoothing problem.

V. CONCLUSION

This paper introduces the EGTAS framework for a comprehensive exploration of topologies and graph-aware strategies in graph Transformers. Specifically, we design an extensive search space at the macro and micro levels, which covers existing state-of-the-art graph Transformers. EGTAS presents a surrogate-assisted evolutionary search to find high-performance architectures automatically. A generic encoding-based surrogate model is applied to reduce the model evaluation cost, thus promoting the search efficiency of EGTAS. Extensive experiments on benchmark and real-world graph

datasets demonstrate that EGTAS outperforms existing hand-designed and GNAS methods. In real-world scenarios, EGTAS can find multiple graph Transformers with varying scales and performances for downstream tasks in a single execution. Such flexibility ensures that users can autonomously select the most suitable architecture based on their deployment requirements.

In the future, we will focus on multiple objectives, such as the number of parameters and latency, to recommend practical graph Transformers for different computing scenarios. Due to the complexity of graph-structured data, Transformer architecture search on other graph tasks is also a promising direction, such as link prediction and recommendation [85]. In addition, graph learning with heterophily is receiving increasing attention [86]. Searching Transformer architectures specifically tailored for heterophilic graphs merits deeper investigation. As is often the case with GNAS, surrogate model construction on large-scale graphs suffers from computational bottlenecks. Evaluating multiple sampling architectures in parallel offers an efficient solution. Implementing the parallelization of EGTAS remains a topic for future work.

REFERENCES

- [1] H. Cai, V. W. Zheng, and K. C.-C. Chang, "A comprehensive survey of graph embedding: Problems, techniques, and applications," *IEEE Transactions on Knowledge and Data Engineering*, vol. 30, no. 9, pp. 1616–1637, 2018.
- [2] C. Wang, J. Zhao, L. Li, L. Jiao, J. Liu, and K. Wu, "A multi-transformation evolutionary framework for influence maximization in social networks," *IEEE Computational Intelligence Magazine*, vol. 18, no. 1, pp. 52–67, 2023.
- [3] I. Chami, S. Abu-El-Haija, B. Perozzi, C. Ré, and K. Murphy, "Machine learning on graphs: A model and comprehensive taxonomy," *Journal of Machine Learning Research*, vol. 23, no. 89, pp. 1–64, 2022.
- [4] Z. Wu, S. Pan, F. Chen, G. Long, C. Zhang, and P. S. Yu, "A comprehensive survey on graph neural networks," *IEEE Transactions on Neural Networks and Learning Systems*, vol. 32, no. 1, pp. 4–24, 2021.
- [5] C. Huang, M. Li, F. Cao, H. Fujita, Z. Li, and X. Wu, "Are graph convolutional networks with random weights feasible?" *IEEE Transactions on Pattern Analysis and Machine Intelligence*, vol. 45, no. 3, pp. 2751–2768, 2023.
- [6] C. Zou, A. Han, L. Lin, M. Li, and J. Gao, "A simple yet effective framelet-based graph neural network for directed graphs," *IEEE Transactions on Artificial Intelligence*, vol. 5, no. 4, pp. 1647–1657, 2024.
- [7] Q. Li, Z. Han, and X.-m. Wu, "Deeper insights into graph convolutional networks for semi-supervised learning," *Proceedings of the AAAI Conference on Artificial Intelligence*, vol. 32, no. 1, 2018.
- [8] G. Li, M. Muller, A. Thabet, and B. Ghanem, "Deepgcns: Can gcn go as deep as cnns?" in *Proceedings of the IEEE/CVF International Conference on Computer Vision*. IEEE, 2019.
- [9] K. Xu, C. Li, Y. Tian, T. Sonobe, K.-i. Kawarabayashi, and S. Jegelka, "Representation learning on graphs with jumping knowledge networks," in *Proceedings of the 35th International Conference on Machine Learning*, vol. 80. PMLR, 2018, pp. 5453–5462.
- [10] M. Chen, Z. Wei, Z. Huang, B. Ding, and Y. Li, "Simple and deep graph convolutional networks," in *Proceedings of the 37th International Conference on Machine Learning*, vol. 119. PMLR, 13–18 2020, pp. 1725–1735.
- [11] L. Wei, H. Zhao, and Z. He, "Designing the topology of graph neural networks: A novel feature fusion perspective," in *Proceedings of the ACM Web Conference 2022*. ACM, 2022, p. 1381–1391.
- [12] Y. Tay, M. Dehghani, D. Bahri, and D. Metzler, "Efficient transformers: A survey," *ACM Comput. Surv.*, vol. 55, no. 6, 2022.
- [13] C. Wang, J. Zhao, L. Jiao, L. Li, F. Liu, and S. Yang, "A match made in consistency heaven: when large language models meet evolutionary algorithms," *arXiv preprint arXiv:2401.10510*, 2024.
- [14] Z. Yang, J. Liu, Z. Wu, P. Wu, and X. Liu, "Video event restoration based on keyframes for video anomaly detection," in *Proceedings of the IEEE/CVF Conference on Computer Vision and Pattern Recognition*. IEEE, 2023, pp. 14 592–14 601.

TABLE XIII
COMPARISON OF SIX SURROGATE MODELS ON ALL DATASETS FOR THE NODE CLASSIFICATION TASK OVER TEN RUNS.

Datasets	Metrics	DT	RF	AdaBoost	Bagging	GP	ExtraTree
Cora	KTau (\uparrow)	7.33e-01(6.11e-01)	6.67e-01(4.47e-01)	8.00e-01(4.27e-01)	8.67e-01(4.00e-01)	9.33e-01(2.00e-01)	8.00e-01(3.06e-01)
	MSE (\downarrow)	1.12e-04(1.02e-04)	1.40e-02(8.98e-03)	1.58e-04(3.21e-04)	3.18e-04(4.17e-04)	1.07e-02(2.78e-02)	1.81e-01(8.30e-02)
Computers	KTau (\uparrow)	4.00e-01(9.17e-01)	4.00e-01(9.17e-01)	6.00e-01(8.00e-01)	4.00e-01(9.17e-01)	8.00e-01(6.00e-01)	2.00e-01(9.80e-01)
	MSE (\downarrow)	5.41e-06(5.94e-06)	4.22e-02(2.05e-02)	4.66e-06(4.11e-06)	7.36e-04(2.19e-03)	3.77e-02(1.13e-01)	4.90e-01(2.27e-01)
PubMed	KTau (\uparrow)	4.86e-01(2.30e-01)	2.48e-01(4.07e-01)	3.90e-01(3.39e-01)	5.43e-01(2.16e-01)	2.57e-01(3.58e-01)	8.01e-01(4.86e-01)
	MSE (\downarrow)	3.89e-04(5.94e-04)	4.53e-02(3.75e-02)	1.38e-04(4.09e-04)	1.75e-02(2.05e-02)	1.30e-01(1.44e-01)	1.15e-01(1.57e-01)
Wisconsin	KTau (\uparrow)	8.00e-01(3.06e-01)	3.33e-01(5.96e-01)	6.00e-01(3.27e-01)	7.33e-01(3.27e-01)	4.00e-01(5.54e-01)	0.00e+00(3.33e-01)
	MSE (\downarrow)	1.19e-03(7.99e-04)	3.04e-03(2.77e-03)	6.94e-04(6.38e-04)	7.07e-04(6.47e-04)	5.37e-03(1.13e-02)	1.47e-01(6.94e-02)
Flickr	KTau (\uparrow)	8.48e-01(1.36e-01)	5.05e-01(2.29e-01)	6.76e-01(1.96e-01)	7.62e-01(1.30e-01)	7.52e-01(2.14e-01)	4.57e-01(2.76e-01)
	MSE (\downarrow)	9.75e-06(1.06e-05)	3.05e-03(2.57e-03)	2.57e-05(1.36e-05)	3.89e-04(7.41e-04)	2.55e-05(2.31e-05)	5.03e-02(2.59e-02)
ogbn-arxiv	KTau (\uparrow)	8.67e-01(2.21e-01)	5.33e-01(4.52e-01)	5.67e-01(5.39e-01)	2.67e-01(4.90e-01)	9.67e-01(1.00e-01)	6.33e-01(3.79e-01)
	MSE (\downarrow)	1.40e-02(1.71e-02)	1.39e-02(8.53e-03)	1.64e-02(7.29e-03)	2.65e-02(3.19e-02)	3.31e-03(9.93e-03)	4.96e-02(6.14e-02)
ogbn-products	KTau (\uparrow)	6.00e-01(6.11e-01)	6.67e-01(4.47e-01)	4.67e-01(5.81e-01)	5.33e-01(5.21e-01)	8.00e-01(3.06e-01)	7.33e-01(3.27e-01)
	MSE (\downarrow)	1.18e-01(1.96e-01)	4.56e-02(5.49e-02)	1.19e-01(1.96e-01)	5.95e-02(8.82e-02)	5.45e-02(1.08e-01)	7.96e-02(1.22e-01)

- [15] Z. Peng, G. Wang, L. Xie, D. Jiang, W. Shen, and Q. Tian, "Usage: A unified seed area generation paradigm for weakly supervised semantic segmentation," in *Proceedings of the IEEE/CVF International Conference on Computer Vision*, 2023, pp. 624–634.
- [16] M. Ma, W. Ma, L. Jiao, X. Liu, L. Li, Z. Feng, F. Liu, and S. Yang, "A multimodal hyper-fusion transformer for remote sensing image classification," *Information Fusion*, vol. 96, pp. 66–79, 2023.
- [17] P. Wu, J. Liu, X. He, Y. Peng, P. Wang, and Y. Zhang, "Toward video anomaly retrieval from video anomaly detection: New benchmarks and model," *IEEE Transactions on Image Processing*, vol. 33, pp. 2213–2225, 2024.
- [18] L. Müller, M. Galkin, C. Morris, and L. Rampásek, "Attending to graph transformers," *Transactions on Machine Learning Research*, 2024.
- [19] T. Wang, J. Chen, J. Lü, K. Liu, A. Zhu, H. Snoussi, and B. Zhang, "Synchronous spatiotemporal graph transformer: A new framework for traffic data prediction," *IEEE Transactions on Neural Networks and Learning Systems*, pp. 1–11, 2022.
- [20] G. Li, Z. Sun, W. Hu, G. Cheng, and Y. Qu, "Position-aware relational transformer for knowledge graph embedding," *IEEE Transactions on Neural Networks and Learning Systems*, pp. 1–15, 2023.
- [21] Y. Rong, Y. Bian, T. Xu, W. Xie, Y. WEI, W. Huang, and J. Huang, "Self-supervised graph transformer on large-scale molecular data," in *Advances in Neural Information Processing Systems*, vol. 33. Curran Associates, Inc., 2020, pp. 12 559–12 571.
- [22] V. Shiv and C. Quirk, "Novel positional encodings to enable tree-based transformers," in *Advances in Neural Information Processing Systems*, vol. 32. Curran Associates, Inc., 2019.
- [23] E. Min, Y. Rong, T. Xu, Y. Bian, D. Luo, K. Lin, J. Huang, S. Ananiadou, and P. Zhao, "Neighbour interaction based click-through rate prediction via graph-masked transformer," in *Proceedings of the 45th International ACM SIGIR Conference on Research and Development in Information Retrieval*. ACM, 2022, p. 353–362.
- [24] E. Min, R. Chen, Y. Bian, T. Xu, K. Zhao, W. Huang, P. Zhao, J. Huang, S. Ananiadou, and Y. Rong, "Transformer for graphs: An overview from architecture perspective," *arXiv preprint arXiv:2202.08455*, 2022.
- [25] Z. Zhang, X. Wang, and W. Zhu, "Automated machine learning on graphs: A survey," in *Proceedings of the Thirtieth International Joint Conference on Artificial Intelligence*. International Joint Conferences on Artificial Intelligence Organization, 2021, pp. 4704–4712, survey track.
- [26] C. Wang, L. Jiao, J. Zhao, L. Li, X. Liu, F. Liu, and S. Yang, "Bi-level multi-objective evolutionary learning: A case study on multi-task graph neural topology search," *IEEE Transactions on Evolutionary Computation*, pp. 1–1, 2023.
- [27] X. Wang, Z. Zhang, and W. Zhu, "Automated graph machine learning: Approaches, libraries and directions," *arXiv preprint arXiv:2201.01288*, 2022.
- [28] Z. Zhang, X. Wang, C. Guan, Z. Zhang, H. Li, and W. Zhu, "AutoGT: Automated graph transformer architecture search," in *The Eleventh International Conference on Learning Representations*, 2023.
- [29] Y. Qin, Z. Zhang, X. Wang, Z. Zhang, and W. Zhu, "NAS-bench-graph: Benchmarking graph neural architecture search," in *Thirty-sixth Conference on Neural Information Processing Systems Datasets and Benchmarks Track*, 2022.
- [30] Y. Gao, H. Yang, P. Zhang, C. Zhou, and Y. Hu, "Graph neural architecture search," in *Proceedings of the Twenty-Ninth International Joint Conference on Artificial Intelligence*. International Joint Conferences on Artificial Intelligence Organization, 2020, pp. 1403–1409, main track.
- [31] K. Zhou, X. Huang, Q. Song, R. Chen, and X. Hu, "Auto-gnn: Neural architecture search of graph neural networks," *Frontiers in Big Data*, vol. 5, 2022.
- [32] Y. Liu, J. Liu, and Y. Li, "Automatic search of architecture and hyperparameters of graph convolutional networks for node classification," *Applied Intelligence*, vol. 53, no. 9, p. 11104–11119, 2022.
- [33] M. Nunes, P. M. Fraga, and G. L. Pappa, "Fitness landscape analysis of graph neural network architecture search spaces," in *Proceedings of the Genetic and Evolutionary Computation Conference*. ACM, 2021, p. 876–884.
- [34] S. Jiang and P. Balaprakash, "Graph neural network architecture search for molecular property prediction," in *IEEE International Conference on Big Data*. IEEE, 2020, pp. 1346–1353.
- [35] Z. Ying, J. You, C. Morris, X. Ren, W. Hamilton, and J. Leskovec, "Hierarchical graph representation learning with differentiable pooling," in *Advances in Neural Information Processing Systems*, vol. 31. Curran Associates, Inc., 2018.
- [36] L. Wei, H. Zhao, Q. Yao, and Z. He, "Pooling architecture search for graph classification," in *Proceedings of the 30th ACM International Conference on Information & Knowledge Management*. ACM, 2021, p. 2091–2100.
- [37] B. Zoph and Q. Le, "Neural architecture search with reinforcement learning," in *International Conference on Learning Representations*, 2017.
- [38] H. Zhao, L. Wei, and Q. Yao, "Simplifying architecture search for graph neural network," *arXiv preprint arXiv:2008.11652*, 2020.
- [39] Y. Gao, P. Zhang, H. Yang, C. Zhou, Y. Hu, Z. Tian, Z. Li, and J. Zhou, "Graphnas++: Distributed architecture search for graph neural networks," *IEEE Transactions on Knowledge and Data Engineering*, vol. 35, no. 7, pp. 6973–6987, 2023.
- [40] Y. Gao, P. Zhang, C. Zhou, H. Yang, Z. Li, Y. Hu, and P. S. Yu, "Hgnas++: Efficient architecture search for heterogeneous graph neural networks," *IEEE Transactions on Knowledge and Data Engineering*, pp. 1–14, 2023.
- [41] Y. Liu, Y. Sun, B. Xue, M. Zhang, G. G. Yen, and K. C. Tan, "A survey on evolutionary neural architecture search," *IEEE Transactions on Neural Networks and Learning Systems*, vol. 34, no. 2, pp. 550–570, 2023.
- [42] Y. Wan, Y. Zhong, A. Ma, J. Wang, and L. Zhang, "E2scnet: Efficient multiobjective evolutionary automatic search for remote sensing image scene classification network architecture," *IEEE Transactions on Neural Networks and Learning Systems*, pp. 1–15, 2022.
- [43] J. Huang, B. Xue, Y. Sun, M. Zhang, and G. G. Yen, "Split-level evolutionary neural architecture search with elite weight inheritance," *IEEE Transactions on Neural Networks and Learning Systems*, pp. 1–15, 2023.
- [44] M. Shi, Y. Tang, X. Zhu, Y. Huang, D. Wilson, Y. Zhuang, and J. Liu, "Genetic-gnn: Evolutionary architecture search for graph neural networks," *Knowledge-Based Systems*, vol. 247, p. 108752, 2022.
- [45] J. Chen, J. Gao, Y. Chen, B. M. Oloulade, T. Lyu, and Z. Li, "Autognas: A parallel graph neural architecture search framework," *IEEE Transactions on Parallel and Distributed Systems*, vol. 33, no. 11, pp. 3117–3128, 2022.

- [46] C. Wang, B. Chen, G. Li, and H. Wang, “Automated graph neural network search under federated learning framework,” *IEEE Transactions on Knowledge and Data Engineering*, pp. 1–13, 2023.
- [47] H. Liu, K. Simonyan, and Y. Yang, “DARTS: Differentiable architecture search,” in *International Conference on Learning Representations*, 2019.
- [48] H. Zhao, Q. Yao, and W. Tu, “Search to aggregate neighborhood for graph neural network,” in *IEEE International Conference on Data Engineering*. IEEE, 2021, pp. 552–563.
- [49] Y. Qin, X. Wang, Z. Zhang, and W. Zhu, “Graph differentiable architecture search with structure learning,” in *Advances in Neural Information Processing Systems*, vol. 34. Curran Associates, Inc., 2021, pp. 16 860–16 872.
- [50] L. Wei, H. Zhao, Z. He, and Q. Yao, “Neural architecture search for gnn-based graph classification,” *ACM Transactions on Information Systems*, 2023, Just Accepted.
- [51] C. Guan, X. Wang, H. Chen, Z. Zhang, and W. Zhu, “Large-scale graph neural architecture search,” in *International Conference on Machine Learning*. PMLR, 2022, pp. 7968–7981.
- [52] A. Vaswani, N. Shazeer, N. Parmar, J. Uszkoreit, L. Jones, A. N. Gomez, L. u. Kaiser, and I. Polosukhin, “Attention is all you need,” in *Advances in Neural Information Processing Systems*, vol. 30. Curran Associates, Inc., 2017.
- [53] C. Ying, T. Cai, S. Luo, S. Zheng, G. Ke, D. He, Y. Shen, and T.-Y. Liu, “Do transformers really perform badly for graph representation?” in *Advances in Neural Information Processing Systems*, 2021.
- [54] L. Rampásek, M. Galkin, V. P. Dwivedi, A. T. Luu, G. Wolf, and D. Beaini, “Recipe for a general, powerful, scalable graph transformer,” *Advances in Neural Information Processing Systems*, vol. 35, pp. 14 501–14 515, 2022.
- [55] P. Jain, Z. Wu, M. A. Wright, A. Mirhoseini, J. E. Gonzalez, and I. Stoica, “Representing long-range context for graph neural networks with global attention,” in *Advances in Neural Information Processing Systems*, 2021.
- [56] D. Chen, L. O’Bray, and K. Borgwardt, “Structure-aware transformer for graph representation learning,” in *International Conference on Machine Learning*. PMLR, 2022, pp. 3469–3489.
- [57] K. Lin, L. Wang, and Z. Liu, “Mesh graphormer,” in *Proceedings of the IEEE/CVF International Conference on Computer Vision*. IEEE, 2021, pp. 12 939–12 948.
- [58] J. Zhang, H. Zhang, C. Xia, and L. Sun, “Graph-bert: Only attention is needed for learning graph representations,” *arXiv preprint arXiv:2001.05140*, 2020.
- [59] D. Kreuzer, D. Beaini, W. Hamilton, V. Létourneau, and P. Tossou, “Rethinking graph transformers with spectral attention,” *Advances in Neural Information Processing Systems*, vol. 34, pp. 21 618–21 629, 2021.
- [60] V. P. Dwivedi and X. Bresson, “A generalization of transformer networks to graphs,” *arXiv preprint arXiv:2012.09699*, 2020.
- [61] M. S. Hussain, M. J. Zaki, and D. Subramanian, “Global self-attention as a replacement for graph convolution,” in *Proceedings of the 28th ACM SIGKDD Conference on Knowledge Discovery and Data Mining*, 2022, pp. 655–665.
- [62] J. Zhao, C. Li, Q. Wen, Y. Wang, Y. Liu, H. Sun, X. Xie, and Y. Ye, “Gophormer: Ego-graph transformer for node classification,” *arXiv preprint arXiv:2110.13094*, 2021.
- [63] T. N. Kipf and M. Welling, “Semi-supervised classification with graph convolutional networks,” in *International Conference on Learning Representations*, 2017.
- [64] W. Hamilton, Z. Ying, and J. Leskovec, “Inductive representation learning on large graphs,” in *Advances in Neural Information Processing Systems*, vol. 30. Curran Associates, Inc., 2017.
- [65] P. Veličković, G. Cucurull, A. Casanova, A. Romero, P. Liò, and Y. Bengio, “Graph attention networks,” in *International Conference on Learning Representations*, 2018.
- [66] S. Brody, U. Alon, and E. Yahav, “How attentive are graph attention networks?” in *International Conference on Learning Representations*, 2022.
- [67] K. Xu, W. Hu, J. Leskovec, and S. Jegelka, “How powerful are graph neural networks?” in *International Conference on Learning Representations*, 2019.
- [68] M. Fey and J. E. Lenssen, “Fast graph representation learning with pytorch geometric,” *arXiv preprint arXiv:1903.02428*, 2019.
- [69] C. Wei, C. Niu, Y. Tang, Y. Wang, H. Hu, and J. Liang, “Npenas: Neural predictor guided evolution for neural architecture search,” *IEEE Transactions on Neural Networks and Learning Systems*, pp. 1–15, 2022.
- [70] D. Wolpert and W. Macready, “No free lunch theorems for optimization,” *IEEE Transactions on Evolutionary Computation*, vol. 1, no. 1, pp. 67–82, 1997.
- [71] Y. Liu, Y. Tang, and Y. Sun, “Homogeneous architecture augmentation for neural predictor,” in *Proceedings of the IEEE/CVF International Conference on Computer Vision*. IEEE, 2021, pp. 12 249–12 258.
- [72] F. Pedregosa, G. Varoquaux, A. Gramfort, V. Michel, B. Thirion, O. Grisel, M. Blondel, P. Prettenhofer, R. Weiss, V. Dubourg, J. Vanderplas, A. Passos, D. Cournapeau, M. Brucher, M. Perrot, and Édouard Duchesnay, “Scikit-learn: Machine learning in python,” *Journal of Machine Learning Research*, vol. 12, no. 85, pp. 2825–2830, 2011.
- [73] Y. Jin, H. Wang, and C. Sun, *Data-driven evolutionary optimization*. Springer, 2021.
- [74] H. Pei, B. Wei, K. C.-C. Chang, Y. Lei, and B. Yang, “Geom-gcn: Geometric graph convolutional networks,” in *International Conference on Learning Representations*, 2020.
- [75] J. Zhu, Y. Yan, L. Zhao, M. Heimann, L. Akoglu, and D. Koutra, “Beyond homophily in graph neural networks: Current limitations and effective designs,” in *Advances in Neural Information Processing Systems*, vol. 33. Curran Associates, Inc., 2020, pp. 7793–7804.
- [76] H. Zeng, H. Zhou, A. Srivastava, R. Kannan, and V. Prasanna, “Graphsaint: Graph sampling based inductive learning method,” in *International Conference on Learning Representations*, 2020.
- [77] W. Hu, M. Fey, M. Zitnik, Y. Dong, H. Ren, B. Liu, M. Catasta, and J. Leskovec, “Open graph benchmark: Datasets for machine learning on graphs,” *Advances in neural information processing systems*, vol. 33, pp. 22 118–22 133, 2020.
- [78] V. P. Dwivedi, C. K. Joshi, A. T. Luu, T. Laurent, Y. Bengio, and X. Bresson, “Benchmarking graph neural networks,” *Journal of Machine Learning Research*, vol. 24, no. 43, pp. 1–48, 2023.
- [79] X. Bresson and T. Laurent, “Residual gated graph convnets,” *arXiv preprint arXiv:1711.07553*, 2017.
- [80] G. Corso, L. Cavalleri, D. Beaini, P. Liò, and P. Veličković, “Principal neighbourhood aggregation for graph nets,” *Advances in Neural Information Processing Systems*, vol. 33, pp. 13 260–13 271, 2020.
- [81] D. Beaini, S. Passaro, V. Létourneau, W. Hamilton, G. Corso, and P. Liò, “Directional graph networks,” in *International Conference on Machine Learning*. PMLR, 2021, pp. 748–758.
- [82] C. Bodnar, F. Frasca, N. Otter, Y. Wang, P. Lio, G. F. Montufar, and M. Bronstein, “Weisfeiler and lehman go cellular: Cw networks,” *Advances in neural information processing systems*, vol. 34, pp. 2625–2640, 2021.
- [83] J. Toenshoff, M. Ritzert, H. Wolf, and M. Grohe, “Graph learning with 1d convolutions on random walks,” *arXiv preprint arXiv:2102.08786*, 2021.
- [84] L. Zhao, W. Jin, L. Akoglu, and N. Shah, “From stars to subgraphs: Uplifting any gnn with local structure awareness,” in *International Conference on Learning Representations*, 2021.
- [85] M. Li, L. Zhang, L. Cui, L. Bai, Z. Li, and X. Wu, “Blog: Bootstrapped graph representation learning with local and global regularization for recommendation,” *Pattern Recognition*, vol. 144, p. 109874, 2023.
- [86] X. Zheng, Y. Wang, Y. Liu, M. Li, M. Zhang, D. Jin, P. S. Yu, and S. Pan, “Graph neural networks for graphs with heterophily: A survey,” *arXiv preprint arXiv:2202.07082*, 2022.