

Large Language Model Watermark Stealing With Mixed Integer Programming

Zhaoxi Zhang*
University of Technology, Sydney

Xiaomei Zhang
Griffith University

Yanjun Zhang
University of Technology, Sydney

Leo Yu Zhang†
Griffith University

Chao Chen
Royal Melbourne Institute of
Technology

Shengshan Hu
Huazhong University of Science and
Technology

Asif Gill
University of Technology, Sydney

Shirui Pan
Griffith University

ABSTRACT

The Large Language Model (LLM) watermark is a newly emerging technique that shows promise in addressing concerns surrounding LLM copyright, monitoring AI-generated text, and preventing its misuse. The LLM watermark scheme commonly includes generating secret keys to partition the vocabulary into green and red lists, applying a perturbation to the logits of tokens in the green list to increase their sampling likelihood, thus facilitating watermark detection to identify AI-generated text if the proportion of green tokens exceeds a threshold. However, recent research indicates that watermarking methods using numerous keys are susceptible to removal attacks, such as token editing, synonym substitution, and paraphrasing, with robustness declining as the number of keys increases. Therefore, the state-of-the-art watermark schemes that employ fewer or single keys have been demonstrated to be more robust against text editing and paraphrasing. In this paper, we propose a novel green list stealing attack against the state-of-the-art LLM watermark scheme and systematically examine its vulnerability to this attack. We formalize the attack as a mixed integer programming problem with constraints. We evaluate our attack under a comprehensive threat model, including an extreme scenario where the attacker has no prior knowledge, lacks access to the watermark detector API, and possesses no information about the LLM’s parameter settings or watermark injection/detection scheme. Extensive experiments on LLMs, such as OPT and LLaMA, demonstrate that our attack can successfully steal the green list and remove the watermark across all settings.

1 INTRODUCTION

With the significant progress of Large Language Models (LLMs) in recent years [1, 19, 24, 25], there are increasing risks that LLMs could be deployed for malicious purposes, such as misinformation generation [17], automated phishing [4], and academic fraud [10]. Consequently, there is a growing need to address the LLM copyright concerns, monitor AI-generated text, and prevent its misuse. Many existing methods involve collecting AI-generated and human-generated text and then training a classifier to distinguish them [16, 27]. However, these methods tend to be biased towards the training dataset [8, 18, 29] and subject to adversarial attacks [5, 13, 22].

As such, LLM watermark, which enables the injection of detectable hidden patterns into the AI-generated text, emerges as a promising technique [11, 12, 15, 31]. Typically, they inject watermarks during the text generation process, where LLMs sample the next token based on the distribution computed from the logits [2, 6, 11, 12, 15, 21, 31]. The watermark scheme initially generates a key and employs it as a seed for a pseudo-random function to randomly partition the vocabulary into a green list and a red list. Subsequently, a perturbation is added to the logits of tokens in the green list. As a result, tokens from the green list are more likely to be sampled during generation compared to those from the red list, leading to a higher frequency of green list tokens in the watermarked text. This can then be utilized to detect the watermark; if the proportion of green tokens exceeds a predetermined threshold, the text is considered as watermarked. This watermark scheme does not require modification of model parameters and can achieve high detection rates while maintaining the quality of the generated text.

One predominant watermark approach in existing research utilizes multiple keys generated either from the token level (extracted from prefix tokens) [11, 12, 14] or the sentence level (obtained from sentence embeddings) [6, 15, 21]. However, recent studies suggest that a watermarking method employing numerous keys is vulnerable to removal attacks, such as token editing [23], synonym substitution [28], and paraphrasing [13, 22]. Importantly, the robustness to edits deteriorates with the increasing number of keys [18, 31]. Therefore, adopting fewer keys or adopting a Unigram-Watermark scheme, which only preserves one key to generate a consistent fixed green-red split, has been demonstrated to enhance the robustness to watermark removal [31].

In this paper, we demonstrate that the robustness provided by employing fewer keys or the Unigram watermark is insufficient. We present a novel watermark removal attack, wherein the attacker can steal the green list and replace the stolen green tokens with red tokens to successfully remove the watermark. Our stealing strategy utilizes the watermark detection rules, which provide explicit constraints that the attacker can use as guidelines. We model the green list stealing as a mixed integer programming problem with the objective of finding a minimal available green list for the watermark, constrained by a set of rules.

We first consider an attacker against the Unigram-Watermark scheme. We assume that they can generate text using LLMs and verifying whether the text is watermarked by querying the detector API.

*Work done during the visit at Griffith University.

†Corresponding author (leo.zhang@griffith.edu.au).

Additionally, they possess knowledge of the threshold employed by the watermark detector and the proportion of green tokens in the entire vocabulary. Within this setting, we first present a basic approach that sets a loose constraint on the number of green tokens by directly referencing the watermark detection threshold. We then investigate the ideal scenario with a tighter bound using an oracle method, assuming the attacker possesses precise knowledge of the number of green tokens in each sentence. Building upon this, we introduce a two-stage optimization method aimed at approximating such knowledge.

Next, we introduce an attacker without any prior knowledge: they lack access to the watermark detector API and possess no information regarding the parameter settings of the LLMs or its watermark injection/detection scheme. Under this setting, we present an advanced approach that can tolerate errors in the collected data. Through carefully designed constraints, this method can approach the performance of the attacker with prior knowledge. Furthermore, we extend this method to target watermark schemes that employ multiple keys, including both token-level and sentence-level schemes. To efficiently optimize additional variables and constraints introduced by the multi-key watermarks, we propose an iterative algorithm that can simultaneously steal multiple green lists with a high true positive rate.

Our contributions are summarized as:

- We are the first work to propose a systematic watermark removal method against the state-of-the-art LLM watermark scheme.
- We assess our attack under a comprehensive threat model including real-world attack scenarios considering varying levels of knowledge that the adversary can obtain. Extensive experiments conducted on LLMs including OPT and LLaMA demonstrate the effectiveness of our attack across all settings.
- We release the source code and the artifact at https://anonymous.4open.science/r/mip_watermark_stealing-78C9, to facilitate future studies in this area.

2 BACKGROUND AND RELATED WORK

2.1 LLM Watermark

In this section, we formalize the problem of LLM watermarking. Table 13 in Appendix B shows some important notations used in this paper. Let $T = \{t_j\}$ denote the vocabulary of a LLM, t_j is the j -th token in vocabulary, where $|T| = m$. Let $S = \{S_i\}$ be the set of sentences, where $|S| = n$ and $i \in [1, n]$. It includes watermarked sentences (denoted as \hat{S}), and natural sentences (denoted as \tilde{S}), i.e., $S = \hat{S} \cup \tilde{S}$.

To add a watermark to an LLM, the model owner generates a key k and use it as a seed for a pseudo-random function to randomly split the vocabulary into a green list T_g and a red list T_r , where $T_g \cap T_r = \phi$. The proportion of the green list T_g in the whole vocabulary is γ . A perturbation δ is then added to the logits corresponding to tokens belonging to the green list.

One line of existing works employ multiple keys based on token level or sentence level. Token-level approaches generate each k from the prefix tokens of length $(q-1)$ [11], while sentence-level methods propose to generate k based on the embedding of each sentence so

that the watermark can process stronger robustness against adversaries such as token editing attack, synonym substitution attack and paraphrasing attack [6, 15, 21]. However, recent works demonstrate that the robustness to edits deteriorates with the increasing number of keys [18, 31]. By employing a Unigram-Watermark scheme which uses a fixed green-red split consistently, the robustness to edits can be enhanced by twice to the existing schemes with multiple keys [31].

2.2 Detecting Watermark

Let $s_{i,j}$ denotes frequency of each token in a sentence, i.e., the number of token t_j in S_i . For example, if $s_{i,j} = 5$, it means t_j appears 5 times in sentence S_i . We let $l_i = |S_i|$ be the length of sentence S_i , and $s_{i,j} \in [0, l_i]$. We then define $C = \{c_j\}$, where $c_j \in \{0, 1\}$ is the color code, i.e., $c_j = 1$ and $c_j = 0$ represent that token t_j belongs to the green list T_g and the red list T_r , respectively. The number of green tokens in a sentence S_i can be computed as:

$$G(S_i) = \sum_{t_j \in T} s_{i,j} \cdot c_j. \quad (1)$$

As the proportion of green tokens in watermarked sentences is higher than the normal level, the commonly employed detection methods use z -test to evaluate the proportion of green tokens:

$$z = (G(S_i) - \gamma l_i) / \sqrt{l_i \gamma (1 - \gamma)}. \quad (2)$$

If the z -test score exceeds the threshold, denoted by z^* , the sentence is considered to be watermarked. We then define g_i as the watermark threshold of the number of green tokens for a given sentence S_i :

$$g_i = z^* \sqrt{l_i \gamma (1 - \gamma)} + \gamma l_i. \quad (3)$$

Therefore, $G(\hat{S}_i)$ should be greater than g_i for a watermarked sentence \hat{S}_i , whereas $G(\tilde{S}_i)$ should be less than g_i for a natural sentence \tilde{S}_i .

2.3 Watermark Stealing

Existing watermark stealing methods are based on the token frequency to reconstruct the green list [9, 26, 31]. As the frequency of tokens in the green list is larger than in the red list, if the frequency of a token t_j in the watermarked text is greater than the frequency of t_j in natural text, then t_j is regarded as a green token. However, it is difficult for frequency-based methods to differentiate low-entropy tokens, which can exhibit high frequency in both watermarked and natural text, leading to a high false positive rate and reducing the effectiveness of watermark removal. Also, frequency-based stealing cannot accurately identify tokens in sentences with a number of green tokens near the detection threshold. In addition, frequency-based methods are ineffective against multi-key watermarks, as the union of multiple green lists can encompass the entire vocabulary.

3 THREAT MODEL

We consider an attacker who aims to remove the LLM watermark by stealing the green list. The attack settings are based on the attacker’s level of knowledge about the LLM, as detailed below.

- **AS1: Watermark Detector API.** Typically, LLMs and their corresponding watermark detectors are deployed online as APIs, restricting clients to black-box access. In this setting, attackers can generate text using the LLMs and verify whether

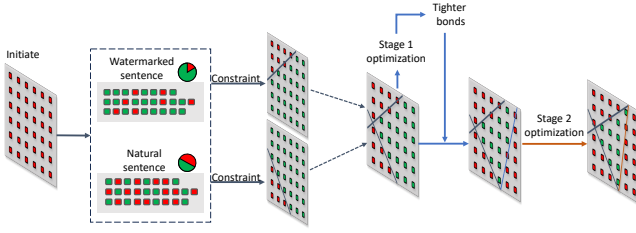


Figure 1: An overview of our two-stage optimization-based stealing method. The green and red squares denote the color states of tokens in the vocabulary, while the bold solid lines represent constraints. Constraints guided by watermarked sentences, natural sentences, and detection rules initially delineate the feasible region for green tokens. Subsequently, the Stage 1 of optimization can identify tighter bounds to the feasible region. Using these bounds in the Stage 2 of optimization, we obtain the minimal available green list.

the text is watermarked by calling the detector API. They also possess the knowledge of γ (i.e., the proportion of the green list) and the z -test score threshold z^* .

- **AS2: No-Knowledge.** In this setting, attackers cannot access the watermark detector API. They also do not know the z -test score threshold or the value of γ .

In both settings, knowledge of δ is not required.

4 GREEN LIST STEALING

The insight of our stealing strategy is to utilize the watermark rules, which provide explicit constraints. As shown in Figure 1, these constraints can encircle a feasible region for green tokens within the vocabulary. Stealing the green list with a high true positive rate can thus be formed as an optimization problem with the objective of finding the smallest set of green tokens that satisfy all constraints. Compared to frequency-based stealing, our approach naturally encompasses low entropy tokens, sentences close to the detection threshold, and green lists in multi-key watermarks as new constraints. Since the color of tokens can be represented as integers, we propose to steal the green lists via mixed integer programming.

4.1 AS1 Attacker

We start with the AS1 attacker. First, we introduce a basic method, Vanilla-AS1, which models the green list stealing as a mixed integer programming problem constrained by the watermark threshold for the number of green tokens (Section 4.1.1). However, such constraint is loose. We hypothesize that a tighter bound on the number of green tokens per sentence, compared to the watermark threshold, is necessary for more accurate results. To this end, we explore the ideal scenario with an oracle method, Oracle-AS1, which assumes the attacker knows the exact number of green tokens in each sentence (Section 4.1.2). Building on this, we propose a two-stage optimization method, Pro-AS1, to approximate the ground truth of the number of green tokens (Section 4.1.3).

4.1.1 Vanilla-AS1. In this section, we introduce a vanilla stealing method under the attack setting AS1, where the attacker has access to

the watermark detector API and is aware of the z -test score threshold z^* and the portion of green list γ . Attackers can only access inputs and outputs of the LLM, treating its parameters as a black box.

Consequently, they must rely on the following characteristics of watermarked versus natural sentences: (1) The number of green tokens in a watermarked sentence exceeds the threshold. (2) The number of green tokens in a natural sentence is below the threshold. Based on these characteristics, we can model watermarking as a mixed integer programming problem in the following.

Constraints. First, the number of green token in each sentence is constrained by the watermark threshold g_i (c.f., Eq. (3)):

$$\begin{aligned} G(S_i) &\geq g_i, \forall S_i \in \hat{S}, \\ G(S_i) &\leq g_i, \forall S_i \in \tilde{S}. \end{aligned} \quad (4)$$

In addition, the number of green tokens should be less than $\gamma|T|$, and this can be formulated as follows:

$$\sum_{t_j \in T} c_j \leq \gamma|T|. \quad (5)$$

Objective Function. To reduce false positives in the stolen green list, the objective of the attacker is to find a minimal viable green list while satisfying the constraints in Eq. (4) and Eq. (5):

$$\begin{aligned} &\text{minimize } \sum_{t_j \in T} c_j \cdot w_j, \\ &\text{subject to Eq. (4), (5),} \end{aligned} \quad (6)$$

where w_j is the weight of each token in the vocabulary. It represents the ratio of a token’s frequency in natural sentences to its frequency in watermarked sentences, calculated as:

$$w_j = \frac{\text{Frequency}(t_j \text{ in } \tilde{S})}{\text{Frequency}(t_j \text{ in } \hat{S})}. \quad (7)$$

Intuitively, adding the weights will steer the optimization to remove tokens with higher w_j (i.e., those appearing more frequently in natural sentences) while retaining tokens with lower w_j (i.e., those appearing more frequently in watermarked sentences).

4.1.2 Oracle-AS1. In Vanilla-AS1, the constraints of Eq. (4) only rely on the watermark threshold g_i . These constraints are relatively loose, whereas imposing a tighter bound on the number of green tokens in a sentence can lead to more precise constraints for the integer programming problem to yield better convergence performance. In this section, we investigate the best case scenario in which the attacker is able to obtain the exact number of green tokens in each sentence.

Constraints. We define \hat{g}_i^o and \tilde{g}_i^o as the ground-truth of the number of green tokens in the sentences from \hat{S} and \tilde{S} , respectively. Then, the inequalities constraints of Eq. (4) can be written as:

$$\begin{aligned} G(S_i) &\geq \hat{g}_i^o, \forall S_i \in \hat{S}, \\ G(S_i) &\leq \tilde{g}_i^o, \forall S_i \in \tilde{S}. \end{aligned} \quad (8)$$

Objective Function. Correspondingly, the objective function can be transformed into:

$$\begin{aligned} &\text{minimize } \sum_{t_j \in T} c_j \cdot w_j, \\ &\text{subject to Eq. (8), (5).} \end{aligned} \quad (9)$$

Compared to Eq. (4) in Vanilla-AS1, Eq. (8) imposes more precise constraints, which is expected to result in a more powerful attack with a higher true positive rate.

4.1.3 Pro-AS1. In this section, we eliminate the assumption of knowing the exact number of green tokens in Oracle-AS1. Instead, we propose a two-stage optimization method that allows the attacker to approximate the exact number of green tokens.

Stage 1. In this stage, the attacker aims to estimate the number of green tokens. We establish bounds \hat{b}_i and \tilde{b}_i for watermarked and natural sentences, respectively, to substitute \hat{g}_i^o and \tilde{g}_i^o in Eq. (8).

Constraints. The constraints of the Stage 1 can be described as:

$$G(S_i) \geq \hat{b}_i, \forall S_i \in \hat{\mathcal{S}}, \quad (10)$$

$$\hat{b}_i \geq g_i, \forall S_i \in \hat{\mathcal{S}}, \quad (11)$$

$$G(S_i) \leq \tilde{b}_i, \forall S_i \in \tilde{\mathcal{S}}, \quad (12)$$

$$\tilde{b}_i \leq g_i, \forall S_i \in \tilde{\mathcal{S}}. \quad (13)$$

Objective Function. To approximate the the exact number of green tokens, we maximize \hat{b}_i for each watermarked sentence to increase the number of green tokens therein as much as possible, while ensuring that the number of green tokens in natural sentences remains close to the average level. The objective function is presented as follows:

$$\begin{aligned} & \text{maximize} \quad \sum_{S_i \in \hat{\mathcal{S}}} \hat{b}_i - \text{abs} \left(\sum_{S_i \in \tilde{\mathcal{S}}} \tilde{b}_i - \gamma \cdot \sum_{S_i \in \tilde{\mathcal{S}}} l_i \right), \\ & \text{subject to Eq. (10), (11), (12), (13), (5),} \end{aligned} \quad (14)$$

where l_i is the length of sentence S_i . Due to the non-linearity introduced by the absolute value in Eq. (14), this objective function cannot be directly optimized using mixed integer programming. Therefore, we introduce an equivalent variable, $\tilde{b}^{(abs)}$, to replace the absolute value:

$$\begin{aligned} \tilde{b}^{(abs)} & \geq \sum_{S_i \in \hat{\mathcal{S}}} \tilde{b}_i - \gamma \cdot \sum_{S_i \in \tilde{\mathcal{S}}} l_i, \\ \tilde{b}^{(abs)} & \geq - \sum_{S_i \in \tilde{\mathcal{S}}} \tilde{b}_i + \gamma \cdot \sum_{S_i \in \tilde{\mathcal{S}}} l_i. \end{aligned} \quad (15)$$

As such, Eq. (14) can be written as:

$$\begin{aligned} & \text{maximize} \quad \sum_{S_i \in \hat{\mathcal{S}}} \hat{b}_i - \tilde{b}^{(abs)}, \\ & \text{subject to Eq. (10), (11), (12), (13), (15), (5).} \end{aligned} \quad (16)$$

Figure 2 shows the performance of Pro-AS1 in approximating the ground truth of the number of green tokens. While the difference between g_i used in Vanilla-AS1 and the ground truth \hat{g}_i^o is larger than 20, the difference between \hat{b}_i found by Pro-AS1 and \hat{g}_i^o is less than 5. This minor discrepancy between \hat{b}_i and \hat{g}_i^o arises from the impracticality of achieving the global optimum within a finite time on a large dataset.

Stage 2. In this stage, the attacker aims to obtain the green tokens. We let $\hat{b}_{sum} = \sum_{S_i \in \hat{\mathcal{S}}} \hat{b}_i$ and $\tilde{b}_{sum} = \sum_{S_i \in \tilde{\mathcal{S}}} \tilde{b}_i$ derived by optimization in Eq. (16). To tolerate the minor discrepancy between b_i and \hat{g}_i^o , we introduce hyperparameters $\hat{\beta}$ and $\tilde{\beta}$ to rescale the bounds.

Constraints. As such, the constraints of the bound of the number of the green tokens in watermarked sentences and natural sentences

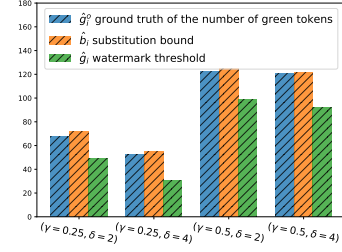


Figure 2: The ground truth of the number of green tokens \hat{g}_i^o in a watermarked sentence is significantly greater than the watermark threshold \tilde{g}_i used in Vanilla-AS1, resulting in loose constraints. The substitution bound \hat{b}_i found by Pro-AS1 can approximate \hat{g}_i^o , providing tighter constraints. The victim model is OPT-1.3B, and similar phenomena are observed in other sentences.

can be formed as

$$\begin{aligned} \sum_{S_i \in \hat{\mathcal{S}}} \hat{b}_i & \geq \hat{\beta} \cdot \hat{b}_{sum}, \\ \sum_{S_i \in \tilde{\mathcal{S}}} \tilde{b}_i & \leq \tilde{\beta} \cdot \tilde{b}_{sum}. \end{aligned} \quad (17)$$

Objective Function. Incorporating the constraints in Eq. (17), the objective function in the Stage 2 is represented as:

$$\begin{aligned} & \text{minimize} \quad \sum_{t_j \in T} c_j \cdot w_j, \\ & \text{subject to Eq. (10), (11), (12), (13), (17), (5).} \end{aligned} \quad (18)$$

4.2 AS2 Attacker

In this section, we discuss how to extend Pro-AS1 from Section 4.1.3 to the AS2 attack setting. Similar to Pro-AS1, the AS2 attacker also uses a two-stage optimization process: finding the number of green tokens in the Stage 1 and obtaining the green list in the Stage 2.

Stage 1. The AS2 attacker does not have access to the watermark detector API, thus they cannot verify whether a sentence is watermarked or not. The attacker can only assume that all sentences generated by the LLM are watermarked, while those obtained from the wild are unwatermarked (natural). However, because watermarking relies on sampling, there are instances where the LLM fails to apply the watermark to its output. Additionally, natural text can be erroneously identified as watermarked by the watermark detector. Due to a lack of verification by the watermark detector API, two types of erroneous samples emerge: (1) the LLM output lacks the watermark, and (2) natural text is incorrectly labeled as watermarked.

Handling the erroneous samples is necessary; otherwise, they will make the solution of the mixed integer programming infeasible. To address this, we introduce binary variables $\lambda_i \in \{0, 1\}$ to determine whether sentence S_i should be included into the optimization. Specifically, $\lambda_i = 1$ indicates that sentence S_i is not erroneous and should be considered, while $\lambda_i = 0$ indicates that sentence S_i is erroneous and should be disregarded during optimization.

Constraints. After incorporating λ_i into Eq. (10) and (12), new constraints are defined as follows:

$$G(S_i) \geq (\hat{b}_i + (\lambda_i - 1) \cdot l_i), \forall S_i \in \hat{S}, \quad (19)$$

$$G(S_i) \leq (\tilde{b}_i + (1 - \lambda_i) \cdot l_i), \forall S_i \in \tilde{S}. \quad (20)$$

When $\lambda_i = 1$, Eq. (19) and (20) are equivalent to Eq. (10) and (12). When $\lambda_i = 0$, the right side of Eq. (19) becomes $\hat{b}_i - l_i$, which turns negative as \hat{b}_i should be smaller than l_i . Since $G(S_i) \geq 0$, Eq. (19) always holds. Also, when $\lambda_i = 0$, Eq. (20) always holds as $G(S_i)$ is always less than l_i . Therefore, S_i will be excluded from the optimization on the constraints of Eq. (19) and (20).

Similarly, we also need to introduce constraints on \hat{b}_i and \tilde{b}_i to handle erroneous samples. When S_i is erroneous, \hat{b}_i and \tilde{b}_i should be set to 0. Otherwise, their values can disrupt the optimization process. For $i \in [1, n]$, the constraints on \hat{b}_i and \tilde{b}_i are given as:

$$\begin{aligned} \lambda_i \cdot l_i &\geq \hat{b}_i, \forall S_i \in \hat{S}, \\ \lambda_i \cdot l_i &\geq \tilde{b}_i, \forall S_i \in \tilde{S}. \end{aligned} \quad (21)$$

As $\lambda_i \in \{0, 1\}$ and $\hat{b}_i, \tilde{b}_i \geq 0$, when $\lambda_i = 0$, \hat{b}_i and \tilde{b}_i are set to 0 by Eq. (21).

Also, we need to bound the number of erroneous samples as:

$$\begin{aligned} p_l |\hat{S}| &\leq \sum_{S_i \in \hat{S}} \lambda_i \leq p_u |\hat{S}|, \\ p_l |\tilde{S}| &\leq \sum_{S_i \in \tilde{S}} \lambda_i \leq p_u |\tilde{S}|, \end{aligned} \quad (22)$$

where p_u and p_l are hyperparameters that represent the upper and lower bounds of erroneous samples, respectively.

We let r_c as the proportion of the erroneous samples in a dataset. Typically, the proportion of erroneous samples is under 10%. However, if the LLM implements countermeasures, this proportion can significantly increase; for example, LLMs may refresh their green list occasionally, or the dataset collected by the attacker is poisoned. When r_c is very large, it will be hard for Eq. (19) and (20) to find suitable λ for each sentence. In this case, even within the watermarked dataset, the number of red tokens will exceed the number of green tokens. To further identify watermarked sentences, we need to rely on two characteristics of the watermark: (1) To avoid false positives during detection, the size of green lists is usually fewer than the red lists; (2) In watermarked sentences, the proportion of green tokens is usually higher than in natural sentences. These two characteristics can be formalized as constraints as follows:

$$\begin{aligned} \sum_{t_j \in T} c_j &\leq \eta |T|, \\ \min_{S_i \in \hat{S}} (G(S_i)/l_i) - \max_{S_i \in \tilde{S}} (G(S_i)/l_i) &\geq \epsilon, \end{aligned} \quad (23)$$

where η is expected size of stolen green list, ϵ is a threshold to distinguish watermarked and natural sentence. It is worth noting that if the dataset size is relatively small, η can be set as a very low value.

Objective Function. The AS2 attacker lack knowledge of γ for watermarking and the z -test score threshold z^* . Therefore, instead of maximizing $-\text{abs}(\sum_{S_i \in \hat{S}} \hat{b}_i - \gamma \cdot \sum_{S_i \in \tilde{S}} l_i)$ in Eq. (16), our objective is changed to maximize the number of green tokens in watermarked sentences while minimizing it as much as possible in natural sentences. In addition, without knowing γ and z^* , Eq. (11), (13) also

need to be discarded in the optimization. The objective function thus becomes

$$\begin{aligned} &\text{maximize } \sum_{S_i \in \hat{S}} \hat{b}_i - \sum_{S_i \in \tilde{S}} \tilde{b}_i, \\ &\text{subject to Eq. (19), (20), (22), (21)}. \end{aligned} \quad (24)$$

Stage 2. After finding suitable \hat{b}_i and \tilde{b}_i by Eq. (24), the attacker starts the Stage 2 optimization to obtain the green list.

Constraints. Similar to Pro-AS1, the AS2 attacker also adopts the constraints of Eq. (17). In addition, it is constrained by Eq. (19), (20), (22), (21) to handle the erroneous samples.

Objective Function. The Stage 2 optimization is as follows:

$$\begin{aligned} &\text{minimize } \sum_{t_j \in T} c_j \cdot w_j, \\ &\text{subject to Eq. (19), (20), (22), (21), (17)}. \end{aligned} \quad (25)$$

Finally, the green list T_g^s and red list T_r^s can be stolen by traversing the values of c_j .

5 MULTI-KEY STEALING

In this section, we generalize our method from Section 4 (i.e., stealing the green list from a unigram watermark scheme that uses a fixed green-red split) to a multi-key watermark scheme (where different keys correspond to different green-red splits). The attacker is under the AS2 setting.

As mentioned in Section 2.1, the watermark robustness to edits deteriorates with the increasing number of keys [18, 31]. As such, to make watermark immune to paraphrase attacks, the number of keys is less than 5 in real applications to our best knowledge [6, 21]. Without loss of generality, we denote $K = \{k\}$ the set of keys, and in total there are $p = |K|$ keys. For each key $k \in K$, there is an associated green-red split, T_{g_k} and T_{r_k} , and a key-dependent color code set $C_k = \{c_j^k\}$. In contrast to the unigram-watermark green list stealing, now the attacker's goal is to recover $\bigcup_{k \in K} T_{g_k}$ (or equivalently $\{c_j^k\}$). The same to the AS2 attacker in the unigram case, the attacker can only assume that all corpus generated by the LLM are watermarked, while those obtained from the wild are unwatermarked (natural). However, it is challenging for the attacker to confirm which corpus is associated with which key.

It is worth mentioning that this multi-key stealing formulation encompasses both the token-level multi-key watermark [11] and the sentence-level multi-key watermark [21]; the only difference is whether the corpus is collected vertically or horizontally. For ease of presentation, we focus on the sentence-level case. For each sentence S_i , we use $\rho_i^k \in \{0, 1\}$ to denote which key is suitable for this sentence.

Constraints. Considering there is only one key for each sentence, ρ_i^k should be constrained by the following equation:

$$\sum_{k \in K} \rho_i^k = 1, \forall S_i \in \hat{S}. \quad (26)$$

Similar to Eq. (19), (20), the number of green token for sentence S_i under the key k , $G(S_i, k)$, should obey the following:

$$G(S_i, k) \geq (\hat{b}_i^k + (\rho_i^k - 1 + \lambda_i - 1) \cdot l_i), \forall S_i \in \hat{S}, k \in K, \quad (27)$$

$$G(S_i, k) \leq (\tilde{b}_i^k + (1 - \lambda_i) \cdot l_i), \forall S_i \in \tilde{S}, k \in K, \quad (28)$$

where \hat{b}_i^k and \tilde{b}_i^k are the bounds for sentence S_i under key k . And similar to Eq. (21), \hat{b}_i^k and \tilde{b}_i^k should be constrained as follows:

$$\begin{aligned} \rho_i^k \cdot l_i &\geq \hat{b}_i^k, \forall S_i \in \hat{S}, \\ l_i &\geq \tilde{b}_i^k, \forall S_i \in \tilde{S}. \end{aligned} \quad (29)$$

Following the definition in Section 4.1.3, we let \hat{b}_i and \tilde{b}_i as bounds for watermarked and natural sentences under all keys, i.e., $\hat{b}_i = \max_k(\hat{b}_i^k)$ and $\tilde{b}_i = \max_k(\tilde{b}_i^k)$. Incorporating these bounds into Eq. (27) and (28), we get the following new constraints:

$$G(S_i, k) \geq (\hat{b}_i + (\rho_i^k - 1 + \lambda_i - 1) \cdot l_i), \forall S_i \in \hat{S}, k \in K, \quad (30)$$

$$G(S_i, k) \leq (\tilde{b}_i + (1 - \lambda_i) \cdot l_i), \forall S_i \in \tilde{S}, k \in K. \quad (31)$$

Objective Function. The two-stage optimization for multi-key watermark stealing is:

$$\text{maximize } \sum_{S_i \in \hat{S}} \hat{b}_i - \sum_{S_i \in \tilde{S}} \tilde{b}_i, \quad (32)$$

subject to Eq. (30), (31), (29), (26), (22), (21);

$$\text{minimize } \sum_{k \in K} \sum_{t_j \in T} c_j^k, \quad (33)$$

subject to Eq. (30), (31), (29), (26), (22), (21), (17).

In the multi-key watermark setting, there exist multiple green lists whose union constitutes the entire vocabulary. So, the frequency of each token cannot accurately reflect its importance. Therefore, token weights were not considered during optimization in Eq. (33).

It is worth noting that the core idea of Eq. (32) is the same with Eq. (14) of Pro-AS1. However, considering $\hat{b}_i = \max_k(\hat{b}_i^k)$, maximizing $\sum_{S_i \in \hat{S}} \hat{b}_i$ is a Max-Max problem, and it involves too many bool variables ρ_i^k . This makes it very hard to converge in mixed integer programming. To handle this problem, we propose an iterative method, as shown in Algorithm 1. In the beginning, we randomly initialize $\{\rho_i^k\}$ to assign each sentence a key. In each iteration of the algorithm, we first fix $\{\rho_i^k\}$. Then, we use a two-stage optimization to adjust the remaining variables. Finally, after optimization, we reassign the most suitable key to each sentence based on the results of C_k :

$$\rho_i^k = \begin{cases} 1, & \text{if } k = \arg \max_k (G(S_i, k)); \\ 0, & \text{else.} \end{cases} \quad (34)$$

To prevent the optimization from finding green lists with small size and getting stuck in local optima during the early stages of the iterative algorithm, we add the following constraint into Eq. (32) and (33) to limit the size of the green list:

$$\sum_{t_j \in T} c_j^k \geq \mu, \forall k \in K, \quad (35)$$

where μ is a hyperparameter to limit the size of green lists.

6 GREEN TOKEN REMOVING

We now employ watermark removal based on the stolen T_g^s and T_r^s . We adopt two removal strategies in this paper, i.e., greedy search-based method and gumbel softmax-based method.

Algorithm 1 Stealing green lists in multi-key watermark scheme

Require: $C_k = \{c_j^k\}, c_j^k \in \{0, 1\}, \rho_i^k \in \{0, 1\}, k \in K$

- 1: Random initialize $\{\rho_i^k\}$.
 - 2: **for** until optimization converge **do**
 - 3: Optimize Eq. (32) while fixing ρ_i^k ;
 - 4: Optimize Eq. (33) while fixing ρ_i^k ;
 - 5: Resign ρ_i^k according to Eq. (34);
 - 6: **end for**
-

6.1 Greedy Search

We first consider replacing tokens from the stolen green list with the most similar tokens not in the stolen green list, i.e., for $t_j \in T_g^s$,

$$T_j^c = F_s(t_j) \cap T_r^s, \quad (36)$$

where F_s is the function to generate synonyms of input tokens, T_r^s is the stolen red list, and T_j^c is the candidate set for t_j , which is an intersection of the synonym set and the stolen red list. In greedy search-based strategy, we sort tokens in T_j^c in descending order of similarity and select the most similar token to replace tokens in T_g^s . This method effectively removes the watermark from the text; however, this may affect text quality (c.f., Table 9).

6.2 Gumbel Softmax

To mitigate the impact of watermark removal on text quality, we try to select proper substitutions by optimizing the perplexity through gradient descent. However, due to tokens being discrete, directly optimizing the embedding is not feasible. The Gumbel Softmax [7] method can avoid the issue of non-differentiability in gradient optimization due to discrete data through sampling. Therefore, we propose to employ Gumbel Softmax-based watermark removal to find appropriate substitutions.

Initially, the candidate tokens in T_j^c are transformed into embeddings using a tokenizer. Then, these embeddings are organized into a matrix E_j^t , where each row represents an embedding of the tokens in T_j^c . Using the Gumbel Softmax method, one-hot vectors are sampled, and the outer product of these one-hot vectors with E_j^t yields the selected vector e_j' . Lastly, we select appropriate tokens by optimizing perplexity with gradient descent:

$$e_j' = \text{softmax}(x + \varepsilon) \times E_j^t, \varepsilon \sim \text{Gumbel}(0, 1), \quad (37)$$

$$E_i = \{e_j'\}, t_j \in S_i, \quad (38)$$

$$\min \text{PPL}(E_i), \quad (39)$$

where PPL is the function of perplexity. We follow the same way in [11] and define perplexity as the exponentiated average negative log-likelihood of a sentence.

7 EXPERIMENTS

7.1 Experimental Settings

Models and Datasets. We follow the experiment settings in previous studies [11, 12, 31]. The LLMs used in the experiments are OPT-1.3B [30] and LLaMA-2-7B [25]. We randomly sample text from the C4 dataset [20] as prompts to query the LLM for generating watermarked text. These watermarked texts, along with an equal number

Table 1: AS1 attacker performance of green list stealing against LLaMA-2-7B. N_g and N_t represent the number of green tokens and the number of true green tokens, respectively. Precision = N_t/N_g .

Watermark Setting	Dataset Size	Vanilla			Oracle			Pro			Freq.		
		N_g	N_t	Precision(\uparrow)	N_g	N_t	Precision(\uparrow)	N_g	N_t	Precision(\uparrow)	N_g	N_t	Precision(\uparrow)
$\gamma = 0.25$ $\delta = 2$	4000	662	537	81.12%	3326	2798	84.13%	1064	885	83.18%	5154	2547	49.42%
	10000	1087	918	84.45%	4081	3942	96.59%	1431	1224	85.53%	5519	2970	53.81%
	20000	1604	1351	84.23%	4473	4408	98.55%	1396	1256	89.97%	5494	3181	57.90%
	40000	2749	2003	72.86%	4778	4740	99.20%	2146	1912	89.10%	5425	3335	61.47%
$\gamma = 0.25$ $\delta = 4$	4000	554	513	92.60%	3491	3282	94.01%	732	678	92.62%	4350	2867	65.91%
	10000	763	706	92.53%	4138	4069	98.33%	780	731	93.72%	4704	3259	69.28%
	20000	934	869	93.04%	4510	4473	99.18%	867	803	92.62%	4895	3498	71.46%
	40000	1111	1027	92.44%	4860	4834	99.47%	933	861	92.28%	5020	3737	74.44%
$\gamma = 0.5$ $\delta = 2$	4000	1747	1527	87.41%	6199	5554	89.60%	2136	1884	88.20%	6417	4784	74.55%
	10000	2426	2123	87.51%	7943	7792	98.10%	2253	2035	90.32%	7233	5643	78.02%
	20000	3665	3187	86.96%	8753	8677	99.13%	2633	2394	90.92%	7661	6152	80.30%
	40000	4625	4065	87.89%	9353	9317	99.62%	3245	2976	91.71%	7811	6460	82.70%
$\gamma = 0.5$ $\delta = 4$	4000	1646	1521	92.41%	6618	6261	94.61%	2204	2047	92.88%	6240	5211	83.51%
	10000	2196	2031	92.49%	8139	8031	98.67%	3308	3078	93.05%	7351	6242	84.91%
	20000	2701	2498	92.48%	8868	8827	99.54%	3398	3174	93.41%	7855	6792	86.47%
	40000	3589	3308	92.17%	9454	9430	99.75%	3533	3336	94.42%	8173	7205	88.16%

Table 2: AS1 attacker performance of watermark removal against LLaMA-2-7B. G_{avg}^b and G_{avg}^a are average number of green tokens before and after removal, $GRR = G_{avg}^a/G_{avg}^b$ is the rate of remaining green tokens.

Watermark Setting	Dataset Size	G_{avg}^b	Vanilla		Oracle		Pro		Freq.	
			$G_{avg}^a(\downarrow)$	GRR(\downarrow)	$G_{avg}^a(\downarrow)$	GRR(\downarrow)	$G_{avg}^a(\downarrow)$	GRR(\downarrow)	$G_{avg}^a(\downarrow)$	GRR(\downarrow)
$\gamma = 0.25$ $\delta = 2$	4000	73.66	28.88	39.21%	5.80	7.88%	21.03	28.55%	38.72	52.56%
	10000	73.66	22.01	29.87%	4.28	5.81%	15.61	21.19%	37.45	50.84%
	20000	73.66	15.47	21.00%	3.98	5.41%	15.51	21.05%	37.10	50.37%
	40000	73.66	15.43	20.95%	3.68	4.99%	9.90	13.44%	37.13	50.41%
$\gamma = 0.25$ $\delta = 4$	4000	69.73	27.90	40.02%	3.55	5.09%	21.69	31.11%	33.34	47.81%
	10000	69.73	22.59	32.40%	2.85	4.09%	20.51	29.42%	33.11	47.49%
	20000	69.73	21.17	30.36%	2.71	3.88%	20.46	29.34%	33.71	48.35%
	40000	69.73	16.94	24.29%	2.41	3.46%	20.20	28.97%	34.04	48.81%
$\gamma = 0.5$ $\delta = 2$	4000	115.86	47.86	41.31%	16.39	14.15%	42.04	36.29%	81.24	70.12%
	10000	115.86	43.50	37.55%	12.64	10.91%	41.23	35.59%	78.39	67.66%
	20000	115.86	30.78	26.56%	12.23	10.55%	38.39	33.13%	77.71	67.08%
	40000	115.86	27.28	23.54%	11.87	10.24%	32.30	27.88%	77.09	66.53%
$\gamma = 0.5$ $\delta = 4$	4000	115.72	46.76	40.41%	13.22	11.42%	37.62	32.51%	74.38	64.28%
	10000	115.72	41.04	35.47%	10.95	9.46%	28.15	24.33%	72.72	62.85%
	20000	115.72	35.85	30.98%	10.24	8.85%	28.29	24.45%	72.94	63.03%
	40000	115.72	28.99	25.05%	9.82	8.48%	27.44	23.72%	72.38	62.55%

of natural texts, constitute the experimental datasets. The dataset sizes are 4000, 10000, 20000, and 40000, respectively. Gurobi [3] is utilized as the solver for the mixed integer programming.

Parameter Setting. The two primary parameters for injecting watermark into text generated by LLM are the size of the green list γ and the perturbation δ applied to green tokens. In line with the research settings of prior work [11, 12, 31], we establish 4 scenarios: ($\gamma = 0.25, \delta = 2$), ($\gamma = 0.25, \delta = 4$), ($\gamma = 0.5, \delta = 2$), ($\gamma = 0.5, \delta = 4$). The watermark detection threshold z^* is set as 4. In all experiments, the values of $\hat{\beta}$ and $\hat{\beta}$ range from [0.9, 1].

Metrics. A desirable stealing method should acquire a large green list with a high true positive rate. Thus, each attack method is evaluated based on three crucial dimensions: (1) the number of tokens in the stolen green list (N_g); (2) the number of true green tokens in the stolen green list (N_t); (3) Precision(\uparrow) = N_t/N_g . It is worth noting that our assessment of stealing performance is primarily based on Precision rather than Recall, as achieving high Recall without maintaining Precision can negatively impact effective watermark removal. For example, the most extreme attack would involve marking all tokens in the entire vocabulary as green and then stealing them. While

Table 3: AS2 attacker performance of green list stealing against LLaMA-2-7B.

Watermark Setting	Dataset Size	Ours			Freq.		
		N_g	N_t	Precision(\uparrow)	N_g	N_t	Precision(\uparrow)
$\gamma = 0.25$ $\delta = 2$	4000	3165	2003	63.29%	6032	2782	46.12%
	10000	2852	2069	72.55%	6613	3223	48.74%
	20000	2582	2056	79.63%	6727	3505	52.10%
	40000	2393	1990	83.16%	6680	3693	55.28%
$\gamma = 0.25$ $\delta = 4$	4000	3884	2813	72.43%	4392	2882	65.62%
	10000	4466	3347	74.94%	4736	3275	69.15%
	20000	4443	3481	78.35%	4937	3517	71.24%
	40000	4969	3923	78.95%	5062	3754	74.16%
$\gamma = 0.5$ $\delta = 2$	4000	6712	5149	76.71%	6881	5080	73.83%
	10000	6864	5569	81.13%	7938	6054	76.27%
	20000	7029	5872	83.54%	8510	6616	77.74%
	40000	7902	6677	84.50%	8828	7028	79.61%
$\gamma = 0.5$ $\delta = 4$	4000	6095	5256	86.23%	6284	5249	83.53%
	10000	6868	6056	88.18%	7386	6275	84.96%
	20000	6296	5749	91.31%	7918	6839	86.37%
	40000	8511	7668	90.10%	8253	7265	88.03%

this approach would achieve 100% recall, the high false positive rate would severely hinder watermark removal, as the attacker would need to replace or remove all tokens marked as green.

We also use the ratio of the average number of green tokens before removal to the average number of green tokens remaining after removal, denoted as Green token Remaining Rate (GRR)(\downarrow), to assess the attacker’s capability in watermark removal.

Baseline Method. In this work, we compare our method with the frequency-based green list stealing approach, where tokens are categorized as green if their frequency is higher in the watermark dataset than in the natural dataset [31]. To the best of our knowledge, this is the only existing method for stealing the green list from LLM watermarks.

7.2 AS1 Attacker Performance

We present the performance of AS1 attacker against LLaMA in stealing the green list in Table 1 and the performance of watermark removal in Table 2 for LLaMA. Additional results for OPT are provided in Appendix A in Table 10 and Table 11.

Table 4: AS2 attacker performance of watermark removal using greedy search against OPT-1.3B and LLaMA-2-7B. Ours and Freq. refer to our method and the frequency-based method, respectively. G_{avg}^b and G_{avg}^a represent the average number of green tokens in each sentence before and after the watermark removal.

Watermark Setting	Dataset Size	G_{avg}^b	OPT				LLaMA				
			$G_{avg}^a(\downarrow)$ Ours	$G_{avg}^a(\downarrow)$ Freq.	GRR(\downarrow) Ours	GRR(\downarrow) Freq.	G_{avg}^b	$G_{avg}^a(\downarrow)$ Ours	$G_{avg}^a(\downarrow)$ Freq.	GRR(\downarrow) Ours	GRR(\downarrow) Freq.
$\gamma = 0.25$ $\delta = 2$	4000	67.31	11.53	21.16	17.13%	31.43%	71.17	10.38	36.62	14.58%	51.46%
	10000	67.31	10.42	19.24	15.48%	28.59%	71.17	9.62	35.84	13.52%	50.35%
	20000	67.31	7.42	18.42	11.02%	27.37%	71.17	9.53	35.10	13.40%	49.32%
	40000	67.31	7.75	17.92	11.51%	26.63%	71.17	9.64	34.90	13.55%	49.04%
$\gamma = 0.25$ $\delta = 4$	4000	51.17	17.17	14.83	33.55%	28.98%	71.13	8.32	34.36	11.70%	48.30%
	10000	51.17	7.57	13.56	14.80%	26.51%	71.13	7.45	34.09	10.47%	47.92%
	20000	51.17	6.69	13.11	13.07%	25.62%	71.13	7.38	34.63	10.38%	48.68%
	40000	51.17	5.67	12.87	11.09%	25.15%	71.13	7.58	34.88	10.66%	49.04%
$\gamma = 0.5$ $\delta = 2$	4000	122.62	32.06	50.99	26.14%	41.58%	122.08	31.06	83.10	25.44%	68.07%
	10000	122.62	27.92	46.68	22.77%	38.06%	122.08	29.53	80.53	24.19%	65.96%
	20000	122.62	41.57	44.88	33.90%	36.60%	122.08	33.14	79.40	27.14%	65.04%
	40000	122.62	40.84	43.41	33.31%	35.40%	122.08	31.99	79.13	26.21%	64.82%
$\gamma = 0.5$ $\delta = 4$	4000	122.98	41.03	47.00	33.36%	38.22%	115.97	25.52	75.03	22.01%	64.70%
	10000	122.98	37.52	43.04	30.51%	35.00%	115.97	27.43	73.41	23.65%	63.30%
	20000	122.98	34.69	41.17	28.21%	33.48%	115.97	30.46	73.18	26.26%	63.10%
	40000	122.98	31.97	39.94	26.00%	32.47%	115.97	20.34	72.58	17.54%	62.59%

Table 5: AS2 attacker performance of stealing green list when handling the dataset with different proportion of erroneous samples (r_c); the LLM is OPT-1.3B, and $\gamma = 0.25$, $\delta = 2$.

Dataset Size	r_c	Ours			Freq.		
		N_g	N_l	Precision(\uparrow)	N_g	N_l	Precision(\uparrow)
10000	0.1	3755	2923	77.84%	13842	6602	47.70%
10000	0.3	5639	2767	49.07%	15305	5846	38.20%
20000	0.5	7478	4598	61.49%	20367	5444	26.73%
20000	0.7	5851	3403	58.16%	18942	3078	16.25%

Table 6: AS2 attacker performance of watermark removal using greedy search when handling the dataset with different proportions of erroneous samples; the LLM is OPT-1.3B, and $\gamma = 0.25$, $\delta = 2$.

Dataset Size	r_c	G_{avg}^b	Ours		Freq.	
			$G_{avg}^a(\downarrow)$	GRR(\downarrow)	$G_{avg}^a(\downarrow)$	GRR(\downarrow)
10000	0.1	67.31	9.83	14.60%	19.97	29.67%
10000	0.3	67.31	14.53	21.59%	22.67	33.69%
20000	0.5	67.31	38.63	57.39%	45.67	67.86%
20000	0.7	67.31	42.06	62.49%	82.98	123.29%

In terms of stealing green lists, overall, our methods (i.e., Vanilla-AS1, Oracle-AS1, Pro-AS1) exhibit stronger stealing capabilities compared to the baseline approach. For instance, when the dataset size is 40000 and the setting is $\gamma = 0.25$, $\delta = 2$, Vanilla-AS1, Oracle-AS1, and Pro-AS1 achieve Precision improvements of 11.14%, 35.83%, and 27.79%, respectively, over the frequency-based method. The high false positive rate of frequency-based methods arises from the presence of low-entropy tokens and numerous sentences containing green tokens near the watermark detection threshold. This results in an ambiguous and inaccurate space for identifying true green tokens. In contrast, our methods can identify an accurate feasible domain using explicitly defined constraints based on the watermark rules, thereby achieving higher precision.

Oracle-AS1 achieves higher Precision compared to Vanilla-AS1 while stealing more true green tokens. Vanilla-AS1 typically achieves

a Precision rate of only 70%, whereas Oracle-AS1 frequently surpasses 90% and, in certain instances, nears 100%. This highlights the effectiveness of incorporating the ground truth number of green tokens g^o in the optimization process. In general, Pro-AS1 showcases a superior approximation of Oracle-AS1’s stealing performance, with a Precision gap of only 8.49%, as opposed to 5.91% observed between Vanilla-AS1 and Oracle-AS1 for LLaMA. This is attributed to the Stage 1 optimization strategy (Eq. (16)) of Pro-AS1, which identifies tighter bounds to regulate the optimization process.

Table 2 shows the AS1 attacker’s performance in watermark removal. In the table, we use G_{avg}^b to denote the average number of green tokens before removal, and G_{avg}^a to denote the average number of green tokens after removal. Experimental results indicate that Vanilla-AS1, Oracle-AS1, and Pro-AS1 are more effective than the baseline method in removing green tokens from sentences. On LLaMA, the average reduction amounts to 26.36%, 49.75%, and 29.99%. This is attributed to the ability of mixed integer programming-based methods to more accurately steal the true green list, thus enabling precise substitution of green tokens with red tokens during watermark removal. Conversely, frequency-based methods tend to pilfer green lists with lower Precision, potentially leading to the erroneous replacement of red tokens within sentences. The results of the watermark removal demonstrate that stealing green tokens with higher Precision can lead to a more effective attack. Additional results for OPT can be found in Appendix A in Table 11.

7.3 AS2 Attacker Performance

The performance of our AS2 attacker in green list stealing for LLaMA is shown in Table 3. The results for OPT can be found in Appendix A (Table 12). Since the attacker does not have access to the detector’s API, they are unable to verify whether each sentence contains a watermark, leading to the presence of erroneous samples in the dataset. In our first set of experiments, r_c , the proportion of the erroneous samples in a dataset, is set to be lower than 0.05. We set p_u and p_l to 0.99 and 0.98, respectively. Overall, our method consistently outperforms the frequency-based method in terms of Precision across all settings. For LLaMA, the Precision improvement ranges from 2.07% to 27.87%. Additionally, as the dataset size increases, the Precision of our method improves correspondingly, whereas the Precision of the frequency-based method remains relatively unchanged. This indicates that our method exhibit stronger attack capability if a large amount of data can be collected. In fact, both natural and watermarked texts are relatively easy to obtain.

Table 4 demonstrates the performance of AS2 attacker in watermark removal using greedy search-based strategy. In the settings of OPT and LLaMA, our method removed an average of 77.38% and 81.83% of green tokens from the original watermarked texts, respectively, while the frequency-based method only removed 68.08% and 43.02%. Across all 32 attack settings (4 Watermark Settings \times 4 Data Sizes \times 2 LLMs), our method reduced the average GRR to 20.39%, whereas the frequency-based method resulted in an average GRR nearly twice as high, at 44.46%.

The Proportion of Erroneous Samples. This section investigates the effect of proportion of the erroneous samples, r_c . In the following set of experiments, we set p_u and p_l to $0.9 - r_c$ and $0.8 - r_c$, respectively. We manually construct the erroneous samples in the

Table 7: AS2 attacker performance of 3-key green list stealing against OPT-1.3B and LLaMA-2-7B.

Model	γ	Dataset Size	Green List 1						Green List 2						Green List 3					
			Ours			Freq.			Ours			Freq.			Ours			Freq.		
			N_g	N_t	Precision(\uparrow)	N_g	N_t	Precision(\uparrow)	N_g	N_t	Precision(\uparrow)	N_g	N_t	Precision(\uparrow)	N_g	N_t	Precision(\uparrow)	N_g	N_t	Precision(\uparrow)
LLaMA	0.25	6000	2154	1383	0.6421	2000	821	0.4105	2141	1344	0.6277	2000	804	0.4020	2063	1302	0.6311	2000	796	0.3980
LLaMA	0.25	12000	1995	1513	0.7584	2000	836	0.4180	1995	1455	0.7293	2000	829	0.4145	1999	1418	0.7094	2000	810	0.4050
LLaMA	0.5	6000	2152	1946	0.9043	2000	1412	0.7060	2263	1935	0.8551	2000	1333	0.6665	2257	1737	0.7696	2000	1148	0.5740
LLaMA	0.5	12000	1998	1825	0.9134	2000	1433	0.7165	2002	1821	0.9096	2000	1334	0.6670	1997	1713	0.8578	2000	1151	0.5755
OPT	0.25	6000	3007	1957	0.6508	3000	1300	0.4333	3003	1918	0.6387	3000	1296	0.4320	2992	1959	0.6547	3000	1171	0.3903
OPT	0.5	6000	2995	2549	0.8511	3000	1954	0.6513	2997	2538	0.8468	3000	1888	0.6293	2996	2565	0.8561	3000	1886	0.6287

Table 8: AS2 attacker performance of removal for 3-key watermark against OPT-1.3B and LLaMA-2-7B.

Model	γ	Dataset Size	G_{avg}^b	Green List 1				Green List 2				Green List 3					
				$G_{avg}^a(\downarrow)$		GRR(\downarrow)		$G_{avg}^a(\downarrow)$		GRR(\downarrow)		$G_{avg}^a(\downarrow)$		GRR(\downarrow)			
			Ours	Freq.	Ours	Freq.	Ours	Freq.	Ours	Freq.	Ours	Freq.	Ours	Freq.			
LLaMA	0.25	6000	77.75	47.19	72.19	60.68%	92.84%	69.77	38.95	62.59	55.82%	89.71%	75.55	35.42	67.69	46.88%	89.59%
LLaMA	0.25	12000	77.75	45.93	73.60	59.07%	94.66%	69.77	39.15	64.66	56.11%	92.67%	75.55	35.61	69.79	47.13%	92.38%
LLaMA	0.5	6000	121.75	86.20	118.36	70.80%	97.21%	130.12	95.09	126.01	73.08%	96.84%	99.87	78.16	97.90	78.26%	98.02%
LLaMA	0.5	12000	121.75	91.58	119.31	75.22%	97.99%	130.12	90.80	127.10	69.79%	97.69%	99.87	74.35	98.28	74.45%	98.40%
OPT	0.25	6000	80.04	44.72	75.09	55.87%	93.82%	78.87	43.27	75.45	54.86%	95.67%	75.15	40.09	71.21	53.35%	94.76%
OPT	0.5	6000	117.40	83.45	115.92	71.08%	98.74%	117.14	82.46	115.08	70.39%	98.24%	117.56	79.45	115.69	67.58%	98.41%

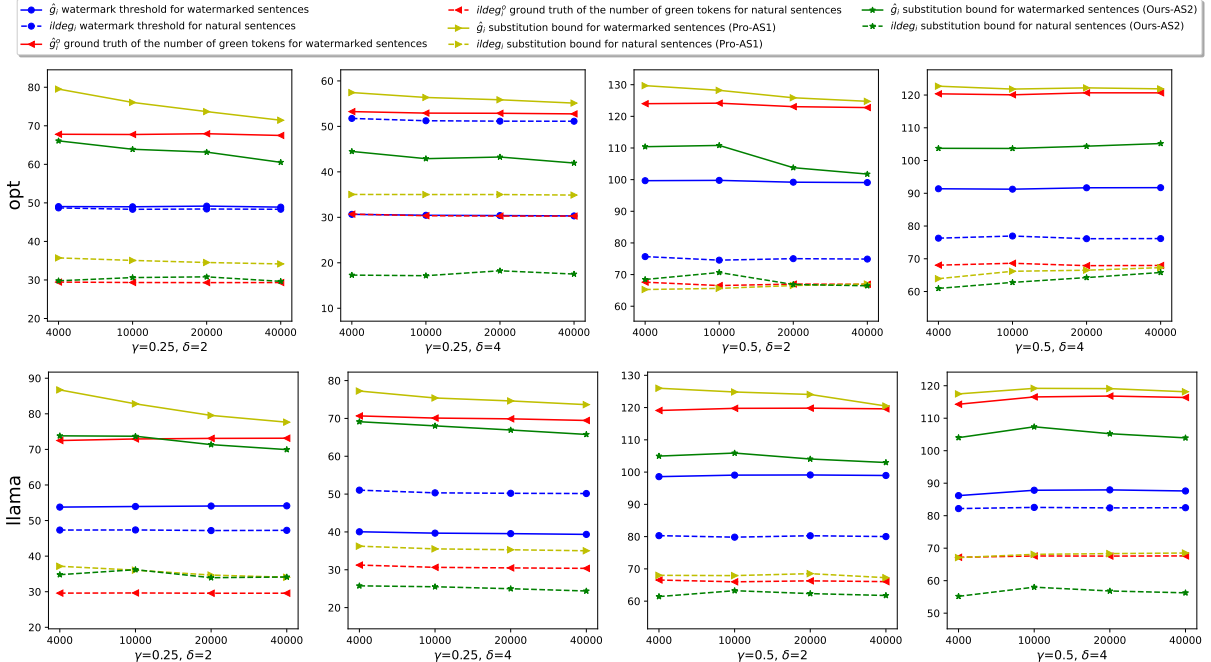


Figure 3: A comparison of \hat{g}_i^o , g_i , and \hat{b}_i across all settings for OPT-1.3B and LLaMA-2-7B. The results show that \hat{g}_i^o is consistently larger than g_i in watermark text, while in natural text, \hat{g}_i^o is consistently smaller than g_i . \hat{b}_i calculated using Eq.(16) is closer to \hat{g}_i^o than g_i , and there are limited differences between \hat{b}_i determined by Eq. (16) and Eq. (24).

dataset by adding watermarked text into a natural dataset or adding natural text into a watermark dataset. We compare the performance of our method with frequency-based method on OPT, using $r_c = 0.1, 0.3, 0.5, 0.7$ under the setting of $\gamma = 0.25, \delta = 2$.

Table 5 shows the performance of stealing green list with various r_c . Our proposed method is capable of stealing the green list across all the settings, even when r_c is high, while the efficacy of the frequency method drops significantly when r_c raises. This demonstrates the effectiveness of optimizing λ to identify the erroneous samples.

With this capability, our method can resist countermeasures, such as the strategy of occasionally refreshing the green list to defend against frequency attacks [31].

Table 6 shows the performance of the AS2 attacker in watermark removal when handling the dataset with different proportions of the erroneous samples. The results show even if the proportion of erroneous sample is 70%, our method can remove nearly 40% green tokens, and this is sufficient to evade the detection. However, in this circumstance, for the frequency-based method, after removal, GRR

Table 9: A comparison of perplexity between watermark removal methods based on greedy search and Gumbel Softmax. The Gumbel Softmax-based removal method achieves lower perplexity than the greedy search-based method. Raw means the perplexity of the original sentence.

Watermark Setting	Dataset Size	OPT			LLaMA		
		Raw	Greedy	Gumbel Softmax	Raw	Greedy	Gumbel Softmax
$\gamma = 0.25$ $\delta = 2$	4000	3.28	7.25	6.51	3.05	7.25	7.00
	10000	3.28	7.27	6.52	3.05	7.27	7.01
	20000	3.28	7.38	6.66	3.05	7.23	6.95
	40000	3.28	7.35	6.62	3.05	7.20	6.94
$\gamma = 0.25$ $\delta = 4$	4000	3.70	7.11	6.57	3.48	7.41	7.20
	10000	3.70	7.76	7.09	3.48	7.42	7.23
	20000	3.70	7.81	7.14	3.48	7.45	7.19
	40000	3.70	7.82	7.14	3.48	7.42	7.16
$\gamma = 0.5$ $\delta = 2$	4000	3.14	8.10	7.69	2.98	8.09	7.85
	10000	3.14	8.13	7.83	2.98	8.01	7.76
	20000	3.14	7.69	7.49	2.98	7.90	7.62
	40000	3.14	7.62	7.50	2.98	7.88	7.59
$\gamma = 0.5$ $\delta = 4$	4000	3.27	7.88	7.77	3.20	8.23	7.96
	10000	3.27	7.87	7.76	3.20	8.15	7.86
	20000	3.27	7.90	7.79	3.20	8.06	7.75
	40000	3.27	7.91	7.79	3.20	8.19	7.92

is higher than 100%; This is because the Precision of the green list stolen by the frequency-based method is too low, preventing the attacker from accurately identifying green tokens during watermark removal, resulting in many red tokens being mistakenly replaced. We additionally use the watermark detector API to assess the sentences after watermark removal. Notably, even with the setting of $r_c = 0.7$, our AS2 attacker successfully evades the detector, with an average of 81.55% of sentences being marked as not watermarked. In contrast, the frequency-based method removes the watermark from only 0.12% of sentences.

Multi-key Stealing. We now assess the performance of our attack against the watermark schemes with multiple keys [11, 12]. We set the number of keys to be 3, as the watermark with many keys can be easily removed by paraphrasing attacks [6, 21, 31]. Each sentence is randomly assigned a key from K . For LLaMA, we set $\mu = 2000$, and for OPT, we set $\mu = 3000$ (c.f., Eq. (35)). In the frequency-based method, tokens are sorted in descending order based on their frequency, and then the top- μ tokens are chosen as the green list. Because frequency-based method only find one green list, we report its performance by comparing with the true green lists respectively.

Table 7 shows the performance of green list stealing against the 3-key watermark scheme. Our method consistently achieves a stealing Precision that is at least 23% higher than the frequency-based method, with an average Precision of 76.70%. Our mixed integer programming-based approach introduces variable ρ_i^k (c.f. Eq. (26)), which accurately estimates the corresponding key to each sentence, and employs an iterative algorithm (Algorithm. 1) to find the most accurate green lists that satisfy all constraints. In contrast, the baseline method only identify the token with the highest frequency among multiple green lists, leading to ineffective stealing outcomes. Furthermore, as the dataset size increases, our method demonstrates stronger stealing capability, while the Precision of the frequency-based method remains at a lower level.

Table 8 shows the performance of watermark removal in this setting. Our method can significantly decrease the number of the remaining green tokens by more than 30, while the frequency-based

method is ineffective as the number of remaining green tokens is unchanged.

7.4 Estimating the Bound on the Number of Green Tokens

In this section, we conduct experiments to analyze the effectiveness of Stage 1 in Eq. (16) and (24) in approximating \hat{b}_i (or \tilde{b}_i) to \hat{g}_i^o (or \tilde{g}_i^o). As shown in Figure 3, the ground truth \hat{g}_i^o in watermark text is always larger than the watermark detection threshold g_i while \tilde{g}_i^o in natural text is always smaller than g_i . This demonstrates that \hat{g}_i^o and \tilde{g}_i^o provides tighter bounds than g_i , which can benefit the optimization of mixed integer programming.

Pro-AS1 can find \hat{b}_i (c.f., Eq. (16)) that is closer to \hat{g}_i^o than g_i . For LLaMA, the average differences between \hat{b}_i and \hat{g}_i^o for watermarked and natural sentences are only 5.18 and 3.23, respectively, and this difference tends to decrease as the dataset grows. Conversely, the average differences between g_i and \hat{g}_i^o for watermarked and natural sentences are significantly higher, at 24.64 and 16.55 respectively, nearly six times larger than the average differences between \hat{b}_i and \hat{g}_i^o . A similar phenomenon can also be observed in OPT. This indicates that after Stage 1 optimization, Eq. (16) can find tighter constraints to approximate Oracle-AS1. AS2 attackers can find \hat{b}_i (c.f., Eq. (24)) that also exhibits minor difference to \hat{g}_i^o . The average difference between \hat{b}_i and \hat{g}_i^o are 7.31 and 3.83 for watermarked and natural sentences, respectively.

7.5 Watermark Removing With Gumbel Softmax

In this section, we experimentally analyze the impact of the Gumbel Softmax-based method on text quality during watermark removal. We adopt the victim LLMs to compute perplexity during the optimization of Gumbel Softmax-based watermark removal. It is worth noting that sentences with lower perplexity are more fluent than higher ones. As shown in Table 9, Gumbel Softmax-based methods can select appropriate tokens to remove watermarks while maintaining favorable perplexity in the results. Employing Gumbel Softmax to sample appropriate tokens and optimizing the perplexity of sentences with synonym replacements via gradient descent, the average perplexity of sentences generated by Gumbel Softmax-based approaches is reduced by 0.4368 and 0.2603 on the OPT and LLaMA models, respectively, in comparison to greedy search.

8 CONCLUSION

In this work, we have presented a novel watermark removal attack against the state-of-the-art LLM watermark scheme, employing mixed-integer programming to extract the feasible green list. The optimization is guided by a set of constraints derived from the watermark rules. Our attack can successfully steal the green list and remove the watermark even without any prior knowledge, lacking access to the watermark detector API and possessing no information about the LLMs’ parameter settings or their watermark injection/detection scheme. Our method forms a generic framework capable of targeting both single-key and multi-key watermark schemes, including token-level and sentence-level approaches. This study demonstrates that the robustness of watermarks in LLMs is significantly compromised when facing stealing attacks.

Our findings highlight the urgent need for dedicated defenses against watermark removal attacks. One possible direction is to incorporate synonyms of green tokens into the green list when adding watermarks, as it makes more challenging for attackers to reduce the number of green tokens in a sentence through synonym substitution. Although such a strategy increases the difficulty of replacing green tokens, it could reduce the diversity of the green list, making it even easier to steal. We also see research opportunities in developing new unbiased watermark schemes where the distribution of watermarked text maintains the same expectation as the unwatermarked distribution.

9 ACKNOWLEDGMENTS

This research was supported in partial by RMIT AWS Cloud Supercomputing (RACE) program and the New Researcher Grants at Griffith. The first two authors are funded by the China Scholarship Council (CSC) from the Ministry of Education, China.

REFERENCES

- [1] Tom Brown, Benjamin Mann, Nick Ryder, Melanie Subbiah, Jared D Kaplan, Prafulla Dhariwal, Arvind Neelakantan, Pranav Shyam, Girish Sastry, Amanda Askell, et al. 2020. Language models are few-shot learners. *Advances in neural information processing systems* 33 (2020), 1877–1901.
- [2] Jaideen Fairoze, Sanjam Garg, Somesh Jha, Saeed Mahloujifar, Mohammad Mahmoodi, and Mingyuan Wang. 2023. Publicly Detectable Watermarking for Language Models. *arXiv preprint arXiv:2310.18491* (2023).
- [3] Gurobi Optimization, LLC. 2023. Gurobi Optimizer Reference Manual. <https://www.gurobi.com>
- [4] Julian Hazell. 2023. Large language models can be used to effectively scale spear phishing campaigns. *arXiv preprint arXiv:2305.06972* (2023).
- [5] Zhiwei He, Binglin Zhou, Hongkun Hao, Aiwei Liu, Xing Wang, Zhaopeng Tu, Zhuosheng Zhang, and Rui Wang. 2024. Can Watermarks Survive Translation? On the Cross-lingual Consistency of Text Watermark for Large Language Models. *arXiv preprint arXiv:2402.14007* (2024).
- [6] Abe Bohan Hou, Jingyu Zhang, Tianxing He, Yichen Wang, Yung-Sung Chuang, Hongwei Wang, Lingfeng Shen, Benjamin Van Durme, Daniel Khashabi, and Yulia Tsvetkov. 2023. Semstamp: A semantic watermark with paraphrastic robustness for text generation. *arXiv preprint arXiv:2310.03991* (2023).
- [7] Eric Jang, Shixiang Gu, and Ben Poole. 2017. Categorical Reparameterization with Gumbel-Softmax. In *International Conference on Learning Representations*. <https://openreview.net/forum?id=nrE3y85ee>
- [8] Zhengyuan Jiang, Jinghuai Zhang, and Neil Zhenqiang Gong. 2023. Evading Watermark based Detection of AI-Generated Content. *arXiv preprint arXiv:2305.03807* (2023).
- [9] Nikola Jovanović, Robin Staab, and Martin Vechev. 2024. Watermark Stealing in Large Language Models. *arXiv preprint arXiv:2402.19361* (2024).
- [10] Enkelejda Kasneci, Kathrin SeBler, Stefan Küchemann, Maria Bannert, Daryna Dementieva, Frank Fischer, Urs Gasser, Georg Groh, Stephan Günemann, Eyke Hüllermeier, et al. 2023. ChatGPT for good? On opportunities and challenges of large language models for education. *Learning and individual differences* 103 (2023), 102274.
- [11] John Kirchenbauer, Jonas Geiping, Yuxin Wen, Jonathan Katz, Ian Miers, and Tom Goldstein. 2023. A watermark for large language models. *arXiv preprint arXiv:2301.10226* (2023).
- [12] John Kirchenbauer, Jonas Geiping, Yuxin Wen, Manli Shu, Khalid Saifullah, Kezhi Kong, Kasun Fernando, Aniruddha Saha, Micah Goldblum, and Tom Goldstein. 2024. On the Reliability of Watermarks for Large Language Models. In *The Twelfth International Conference on Learning Representations*. <https://openreview.net/forum?id=DEJIDCmWoz>
- [13] Kalpesh Krishna, Yixiao Song, Marzena Karpinska, John Wieting, and Mohit Iyyer. 2023. Paraphrasing evades detectors of ai-generated text, but retrieval is an effective defense. In *NeuralIPS*.
- [14] Taehyun Lee, Seokhee Hong, Jaewoo Ahn, Ilgee Hong, Hwaran Lee, Sangdoon Yun, Jamin Shin, and Gunhee Kim. 2023. Who wrote this code? watermarking for code generation. *arXiv preprint arXiv:2305.15060* (2023).
- [15] Aiwei Liu, Leyi Pan, Xuming Hu, Shiao Meng, and Lijie Wen. 2024. A Semantic Invariant Robust Watermark for Large Language Models. In *The Twelfth International Conference on Learning Representations*. <https://openreview.net/forum?id=6p81pe4MNF>
- [16] Eric Mitchell, Yoonho Lee, Alexander Khazatsky, Christopher D. Manning, and Chelsea Finn. 2023. DetectGPT: Zero-Shot Machine-Generated Text Detection using Probability Curvature. In *International Conference on Machine Learning*. <https://api.semanticscholar.org/CorpusID:256274849>
- [17] Yikang Pan, Liangming Pan, Wenhui Chen, Preslav Nakov, Min-Yen Kan, and William Yang Wang. 2023. On the risk of misinformation pollution with large language models. *arXiv preprint arXiv:2305.13661* (2023).
- [18] Qi Pang, Shengyuan Hu, Wenting Zheng, and Virginia Smith. 2024. Attacking LLM Watermarks by Exploiting Their Strengths. *arXiv preprint arXiv:2402.16187* (2024).
- [19] Alec Radford, Jeffrey Wu, Rewon Child, David Luan, Dario Amodei, Ilya Sutskever, et al. 2019. Language models are unsupervised multitask learners. *OpenAI blog* 1, 8 (2019), 9.
- [20] Colin Raffel, Noam Shazeer, Adam Roberts, Katherine Lee, Sharan Narang, Michael Matena, Yanqi Zhou, Wei Li, and Peter J. Liu. 2019. Exploring the Limits of Transfer Learning with a Unified Text-to-Text Transformer. *arXiv e-prints* (2019). arXiv:1910.10683
- [21] Jie Ren, Han Xu, Yiding Liu, Yingqian Cui, Shuaiqiang Wang, Dawei Yin, and Jiliang Tang. 2023. A Robust Semantics-based Watermark for Large Language Model against Paraphrasing. *arXiv preprint arXiv:2311.08721* (2023).
- [22] Vinu Sankar Sadasivan, Aounon Kumar, Sriram Balasubramanian, Wenxiao Wang, and Soheil Feizi. 2023. Can ai-generated text be reliably detected? *arXiv preprint arXiv:2303.11156* (2023).
- [23] Umüt Topkara, Mercan Topkara, and Mikhail J Atallah. 2006. The hiding virtues of ambiguity: quantifiably resilient watermarking of natural language text through synonym substitutions. In *Proceedings of the 8th workshop on Multimedia and security*. 164–174.
- [24] Hugo Touvron, Thibaut Lavril, Gautier Izacard, Xavier Martinet, Marie-Anne Lachaux, Timothée Lacroix, Baptiste Rozière, Naman Goyal, Eric Hambro, Faisal Azhar, et al. 2023. Llama: Open and efficient foundation language models. *arXiv preprint arXiv:2302.13971* (2023).
- [25] Hugo Touvron, Louis Martin, Kevin Stone, Peter Albert, Amjad Almahairi, Yasmine Babaei, Nikolay Bashlykov, Soumya Batra, Prajjwal Bhargava, Shruti Bhosale, et al. 2023. Llama 2: Open foundation and fine-tuned chat models. *arXiv preprint arXiv:2307.09288* (2023).
- [26] Qilong Wu and Varun Chandrasekaran. 2024. Bypassing LLM Watermarks with Color-Aware Substitutions. *arXiv preprint arXiv:2403.14719* (2024).
- [27] Zhenyu Xu and Victor S. Sheng. 2024. Detecting AI-Generated Code Assignments Using Perplexity of Large Language Models. *Proceedings of the AAAI Conference on Artificial Intelligence* 38, 21 (Mar. 2024), 23155–23162. <https://doi.org/10.1609/aaai.v38i21.30361>
- [28] Rowan Zellers, Ari Holtzman, Hannah Rashkin, Yonatan Bisk, Ali Farhadi, Franziska Roesner, and Yejin Choi. 2019. Defending against neural fake news. *Advances in neural information processing systems* 32 (2019).
- [29] Hanlin Zhang, Benjamin L. Edelman, Danilo Francati, Daniele Venturi, Giuseppe Ateniese, and Boaz Barak. 2023. Watermarks in the Sand: Impossibility of Strong Watermarking for Generative Models. *ArXiv abs/2311.04378* (2023).
- [30] Susan Zhang, Stephen Roller, Naman Goyal, Mikel Artetxe, Moya Chen, Shuohui Chen, Christopher Dewan, Mona Diab, Xian Li, Xi Victoria Lin, et al. 2022. Opt: Open pre-trained transformer language models. *arXiv preprint arXiv:2205.01068* (2022).
- [31] Xuandong Zhao, Prabhanjan Vijendra Ananth, Lei Li, and Yu-Xiang Wang. 2024. Provable Robust Watermarking for AI-Generated Text. In *The Twelfth International Conference on Learning Representations*.

APPENDIX

The Appendix provides notations and additional experimental results for OPT-1.3B.

A ADDITIONAL EXPERIMENT RESULTS

Table 10 presents a comparison of the Precision of our methods and the baseline method for green list extraction on the OPT model under attack setting AS1. It is evident from the results that the Oracle-AS1 method performs the best, with the Pro method closely approximating its performance. Although the Vanilla method exhibits slightly lower Precision compared to the Oracle and Pro methods, it outperforms the frequency-based approach. This demonstrates the superior attack capability of methods based on mixed integer programming.

Additionally, Pro-AS1 showcases a superior approximation of Oracle-AS1’s stealing performance, with a Precision gap of only 6.31%, as opposed to 12.12% observed between Vanilla-AS1 and

Table 10: AS1 attacker performance of green list stealing against OPT-1.3B. N_g and N_t represent the number of green tokens and the number of true green tokens, respectively. Precision = N_t/N_g .

Watermark Setting	Dataset size	Vanilla			Oracle			Pro			Frequency		
		N_g	N_t	Precision(\uparrow)	N_g	N_t	Precision(\uparrow)	N_g	N_t	Precision(\uparrow)	N_g	N_t	Precision(\uparrow)
$\gamma = 0.25$ $\delta = 2$	4000	1439	992	68.94%	4966	3810	76.72%	2873	2205	76.75%	8863	4877	55.03%
	10000	2161	1688	78.11%	9337	8711	93.30%	2900	2477	85.41%	11452	6406	55.94%
	20000	2958	2320	78.43%	10577	10326	97.63%	4188	3564	85.10%	12567	7369	58.64%
	40000	3251	2914	89.63%	11300	11216	99.26%	3715	3389	91.22%	12567	7971	63.43%
$\gamma = 0.25$ $\delta = 4$	4000	1678	1316	78.43%	5465	4854	88.82%	3387	2920	86.21%	6691	5007	74.83%
	10000	1733	1459	84.19%	9256	8683	93.81%	3784	3381	89.35%	8922	6657	74.61%
	20000	2165	1863	86.05%	10499	10237	97.50%	3904	3633	93.06%	10247	7723	75.37%
	40000	2244	2076	92.51%	11228	11146	99.27%	3897	3704	95.05%	11010	8535	77.52%
$\gamma = 0.5$ $\delta = 2$	4000	2083	1592	76.43%	9744	8102	83.15%	7258	5613	77.34%	9520	7189	75.51%
	10000	3768	2972	78.87%	18053	16855	93.36%	9072	7273	80.17%	14910	11084	74.34%
	20000	6233	4739	76.03%	20882	20518	98.26%	10307	8622	83.65%	19283	14092	73.08%
	40000	7538	6630	87.95%	22464	22342	99.46%	11207	9893	88.28%	23187	16863	72.73%
$\gamma = 0.5$ $\delta = 4$	4000	2189	1839	84.01%	11033	9897	89.70%	4401	3900	88.62%	9305	7724	83.01%
	10000	3632	2999	82.57%	18358	17481	95.22%	5421	5022	92.64%	14306	11732	82.01%
	20000	5313	4366	82.18%	21005	20654	98.33%	6124	5780	94.38%	18153	14735	81.17%
	40000	6822	5797	84.98%	22568	22450	99.48%	6837	6496	95.01%	21637	17538	81.06%

Table 12: AS2 attacker performance of green list stealing against OPT-1.3B.

Watermark Setting	Dataset Size	Ours			Freq.		
		N_g	N_t	Precision(\uparrow)	N_g	N_t	Precision(\uparrow)
$\gamma = 0.25$ $\delta = 2$	4000	3333	2516	75.49%	10929	5536	50.65%
	10000	3173	2693	84.87%	14244	7249	50.89%
	20000	4903	4109	83.81%	16006	8360	52.23%
	40000	4286	3911	91.25%	16511	9100	55.11%
$\gamma = 0.25$ $\delta = 4$	4000	3555	3095	87.06%	7549	5474	72.51%
	10000	2998	2803	93.50%	10042	7157	71.27%
	20000	3258	3054	93.74%	11723	8317	70.95%
	40000	4171	3858	92.50%	12866	9200	71.51%
$\gamma = 0.5$ $\delta = 2$	4000	11201	8693	77.61%	13376	10048	75.12%
	10000	10723	8906	83.06%	17647	13311	75.43%
	20000	10652	9163	86.02%	20226	15488	76.57%
	40000	12027	10691	88.89%	21920	17251	78.70%
$\gamma = 0.5$ $\delta = 4$	4000	10202	9042	88.63%	12254	10671	87.08%
	10000	13561	12057	88.91%	16329	14111	86.42%
	20000	15912	14266	89.66%	19063	16462	86.36%
	40000	17595	16085	91.42%	20861	18302	87.73%

Table 13: List of notations.

	Notation	Description
Constant	$T = \{t_j\}, j \in [1, m]$	The vocabulary of the tokens.
	$S = \{S_i\}, i \in [1, n]$	The dataset of all sentences.
	\tilde{S}, \hat{S}	The dataset of watermarked and natural sentences.
	S_i	Sentence S_i .
	$s_{i,j}$	The number of occurrences of token t_j in S_i .
	$l_i = S_i $	The length of S_i .
	γ	The proportion of the green list in the vocabulary.
	δ	The perturbation added to logits while injecting watermark.
	g_t	Watermark threshold, the minimum green tokens required for S_i when it is watermarked.
	z^*	Threshold of the z-test score.
	$K = \{k\}, p = K $	The set of keys.
	$e_j, j \in [1, m]$	Embedding for token t_j .
	$W = \{w_j\}, j \in [1, m]$	The weight of each token during optimization.
	Variable	$C = \{c_j\}, j \in [1, m]$
$\tilde{b}_i, \hat{b}_i, i \in [1, n]$		Tighter bounds for watermarked and natural sentences.
$\lambda_i \in \{0, 1\}, i \in [1, n]$		An identifier for sentence S_i whether it should be considered in optimization.
$\rho_i^k \in \{0, 1\}$		An identifier for whether k is suitable for sentence S_i .
Hyperparameter	$\beta, \hat{\beta}$	Rescale factors.
	p_u, p_l	The size of non-erroneous sentences.
	μ	Lower bound for the size of the stolen green list in multi-key.

Table 11: AS1 attacker performance of watermark removal against OPT-1.3B. G_{avg}^b and G_{avg}^a are average number of green tokens before and after removal, $GRR = G_{avg}^a/G_{avg}^b$ is the rate of remaining green tokens.

Watermark Setting	Dataset Size	Vanilla			Oracle		Pro		Freq.	
		G_{avg}^b	G_{avg}^a (\downarrow)	GRR(\downarrow)	G_{avg}^b (\downarrow)	GRR(\downarrow)	G_{avg}^b (\downarrow)	GRR(\downarrow)	G_{avg}^a (\downarrow)	GRR(\downarrow)
$\gamma = 0.25$ $\delta = 2$	4000	68.01	21.74	31.96%	7.15	10.51%	11.24	16.53%	21.54	31.67%
	10000	68.01	18.76	27.59%	2.70	3.96%	11.17	16.43%	19.89	29.25%
	20000	68.01	12.83	18.86%	2.22	3.26%	8.19	12.05%	19.27	28.34%
	40000	68.01	9.65	14.19%	2.12	3.12%	8.42	12.37%	18.80	27.65%
$\gamma = 0.25$ $\delta = 4$	4000	52.45	19.59	37.35%	4.81	9.16%	7.12	13.57%	15.02	28.63%
	10000	52.45	17.57	33.50%	2.49	4.75%	6.63	12.65%	13.66	26.04%
	20000	52.45	15.39	29.35%	2.15	4.10%	6.47	12.33%	13.17	25.10%
	40000	52.45	10.95	20.88%	2.04	3.89%	6.45	12.29%	12.91	24.60%
$\gamma = 0.5$ $\delta = 2$	4000	123.19	45.18	36.68%	19.80	16.07%	21.52	17.47%	49.82	40.44%
	10000	123.19	37.47	30.42%	11.27	9.15%	21.18	17.19%	45.47	36.91%
	20000	123.19	35.64	28.93%	9.59	7.78%	19.67	15.96%	43.47	35.29%
	40000	123.19	29.88	24.25%	9.09	7.38%	17.29	14.04%	41.90	34.01%
$\gamma = 0.5$ $\delta = 4$	4000	120.56	43.54	36.11%	16.96	14.07%	30.62	25.40%	47.06	39.04%
	10000	120.56	39.13	32.46%	10.95	9.08%	27.32	22.66%	43.13	35.77%
	20000	120.56	34.20	28.37%	9.38	7.78%	24.86	20.62%	41.14	34.12%
	40000	120.56	30.30	25.14%	8.88	7.37%	24.53	20.35%	39.65	32.89%

Oracle-AS1. This indicates that the two-stage optimization significantly aids Pro-AS1 in approaching the effectiveness of Oracle-AS1, as the first-stage optimization strategy of Pro-AS1 (Eq. (16)) identifies tighter bounds to regulate the optimization process.

Table 11 shows the experiment result of AS1 attacker performance of watermark removal against OPT-1.3B. The table reports three metrics for each method under various watermark settings: G_{avg}^b , G_{avg}^a and GRR. Compared to the frequency-based method, our three methods exhibit an average reduction in GRR of 3.36%, 24.27%, and 15.49%, respectively. Although all four methods result in a reduction of G_{avg}^a , the clear GRR trend observed in most attack settings is Oracle-AS1 < Pro-AS1 < Vanilla-AS1 < frequency-based method. This indicates a significant advantage of our proposed mixed integer programming-based method in watermark removal.

Table 12 presents the capability of stealing the green list from the OPT model under attack setting AS2. Across all scenarios, our method exhibits an average Precision that is 0.1549 higher than the frequency-based approach.

B NOTATION

Table 13 summarizes the important notations used in this paper.