
Extreme Value Monte Carlo Tree Search

Masataro Asai^{*1} Stephen Wissow^{*2}

Abstract

Despite being successful in board games and reinforcement learning (RL), UCT, a Monte-Carlo Tree Search (MCTS) combined with UCB1 Multi-Armed Bandit (MAB), has had limited success in domain-independent planning until recently. Previous work showed that UCB1, designed for $[0, 1]$ -bounded rewards, is not appropriate for estimating the distance-to-go which are potentially unbounded in \mathbb{R} , such as heuristic functions used in classical planning, then proposed combining MCTS with MABs designed for Gaussian reward distributions and successfully improved the performance. In this paper, we further sharpen our understanding of ideal bandits for planning tasks. Existing work has two issues: First, while Gaussian MABs no longer over-specify the distances as $h \in [0, 1]$, they under-specify them as $h \in [-\infty, \infty]$ while they are non-negative and can be further bounded in some cases. Second, there is no theoretical justifications for Full-Bellman backup (Schulte & Keller, 2014) that backpropagates minimum/maximum of samples. We identified *extreme value* statistics as a theoretical framework that resolves both issues at once and propose two bandits, UCB1-Uniform/Power, and apply them to MCTS for classical planning. We formally prove their regret bounds and empirically demonstrate their performance in classical planning.

1. Introduction

While there is a rich set of theoretical work on the behavior and requirements of optimizing search algorithms, general theoretical understanding of satisficing search algorithms has been limited. Although recent theoretical work

on GBFS (Heusner et al., 2017; 2018b;a; Kuroiwa & Beck, 2022) increasingly refines the concept of search progress in satisficing search, the approach is mainly based on a post-hoc analysis that depends on oracular information. Moreover, their analysis is incompatible with a wide range of satisficing search algorithms and enhancements that incorporate various forms of randomized exploration (Nakhost & Müller, 2009; Imai & Kishimoto, 2011; Kishimoto et al., 2012; Valenzano et al., 2014; Xie et al., 2012; 2014a;b; 2015; Asai & Fukunaga, 2017; Kuroiwa & Beck, 2022).

In contrast, recent breakthrough in Monte-Carlo Tree Search (MCTS) combined with Multi-Armed Bandit (MAB) applied to Classical Planning (Wissow & Asai, 2023) demonstrated that a better theoretical understanding of bandit-based algorithms can lead to a significant improvement in search performance in agile satisficing planning. In particular, building upon Trial-Based Heuristic Tree Search (THTS) framework (Schulte & Keller, 2014), they showed why applying UCB1 bandit (Auer et al., 2002) to classical planning is incorrect: UCB1 assumes a reward distribution with a known, fixed, finite support such as $[0, 1]$ that are shared by all arms and using UCB1 in Classical Planning is equivalent to assuming that the distance-to-go estimates / heuristic functions satisfy this condition. They then proposed UCB1-Normal2 bandit that assumes a Gaussian reward distribution which imply the reward (negative cost) is in $[-\infty, \infty]$. Unlike its predecessor Bayes-UCT2 (that has never been evaluated on Classical Planning) (Tesauro et al., 2010), it has a proven regret bound.

Continuing this trend, we aim at improving our understanding of heuristic search from the MAB standpoint. Our work aims at resolving two theoretical issues that still remain in the previous work: The first is fixing the under-specification of Gaussian reward that assumes distance-to-go estimates to be in $[-\infty, \infty]$, which can be further narrowed down to $[0, \infty]$ or even further. The second is the correct statistical characterization of *extrema* (maximum/minimum): Schulte & Keller (2014) noted that the use of averages in UCT is “rather odd” for planning tasks, and tried to address it in an ad-hoc manner by Full Bellman Backup that uses the minimum of the means among the arms, which is not theoretically justified.

In this paper, we introduce Extreme Value Theory (Beirlant et al., 2004; De Haan & Ferreira, 2006, EVT) as the sta-

^{*}Equal contribution ¹MIT-IBM Watson AI Lab, Cambridge, USA ²University of New Hampshire, New Hampshire, USA. Correspondence to: Masataro Asai <masataro.asai@ibm.com>, Stephen Wissow <sjw@cs.unh.edu>.

Preliminary work. Under review by the International Conference on Machine Learning (ICML).

tistical foundation for understanding general optimization (minimization/maximization) tasks. EVT are designed to model the statistics of *extrema* (minimum/maximum) of distributions using *Extremal Limit Theorem*, unlike the majority of statistical literature that models the *average* behaviors based on *Central Limit Theorem* (Laplace, 1812, CLT). Among branches of EVTs, we identified *EVT Type 2* as our main tool for designing new algorithms, which leads to Generalized Pareto (GP) distribution which plays the same role as that of Gaussian distribution in CLT.

Based on this framework, we propose two novel Bandit-based MCTS algorithm designed for heuristic search including Classical Planning (Fikes et al., 1972). Our novel bandits, UCB1-Power and UCB1-Uniform, each models a special case of GP distribution to avoid the numerical difficulty of estimating its parameters. We call the resulting group of MCTS as *Extreme Value MCTS*. We evaluate their performance over existing bandit-based MCTS as well as traditional GBFS and state-of-the-art diversified search algorithm called Softmin-Type(h) (Kuroiwa & Beck, 2022). The results showed that Extreme Value MCTS largely outperforms existing algorithm: For example, under the same evaluation budget of 10^4 nodes, GUCT-Power solved 55, 15.8, 20 more instances than GBFS, GUCT-Normal2 and Softmin-Type(h), respectively, and GUCT-Uniform solved 56.8, 13, 18.8 more instances than GBFS, GUCT-Normal2 and Softmin-Type(h), respectively.

2. Background

2.1. Classical Planning

We define a propositional STRIPS Planning problem as a 4-tuple $[P, A, I, G]$ where P is a set of propositional variables, A is a set of actions, $I \subseteq P$ is the initial state, and $G \subseteq P$ is a goal condition. Each action $a \in A$ is a 4-tuple $[\text{PRE}(a), \text{ADD}(a), \text{DEL}(a), C(a)]$ where $C(a) \in \mathbb{Z}^{0+}$ is a cost, $\text{PRE}(a) \subseteq P$ is a precondition and $\text{ADD}(a), \text{DEL}(a) \subseteq P$ are the add-effects and delete-effects. A state $s \subseteq P$ is a set of true propositions (all of $P \setminus s$ is false), an action a is *applicable* when $s \supseteq \text{PRE}(a)$ (read: s satisfies $\text{PRE}(a)$), and applying action a to s yields a new successor state $a(s) = (s \setminus \text{DEL}(a)) \cup \text{ADD}(a)$.

The task of classical planning is to find a sequence of actions called a *plan* (a_1, \dots, a_n) where, for $1 \leq t \leq n$, $s_0 = I$, $s_t \supseteq \text{PRE}(a_{t+1})$, $s_{t+1} = a_{t+1}(s_t)$, and $s_n \supseteq G$. A plan is *optimal* if there is no plan with lower cost $\sum_t C(a_t)$. A plan is otherwise called *satisficing*. In this paper, we assume unit-cost: $\forall a \in A; C(a) = 1$.

A domain-independent heuristic function h in classical planning is a function of a state s and the problem $[P, A, I, G]$, but the notation $h(s)$ usually omits the latter. It returns an estimate of the cumulative cost from s to one of

the goal states (which satisfy G), typically through a symbolic, non-statistical means including problem relaxation and abstraction. Notable state-of-the-art functions that appear in this paper include h^{FF} , h^{max} , h^{add} , and h^{GC} (Hoffmann & Nebel, 2001; Bonet & Geffner, 2001; Fikes et al., 1972). Their implementation details are beyond the scope of this paper, and are included in the appendix Sec. ??.

2.2. Multi-Armed Bandit (MAB)

MAB (Thompson, 1933; Robbins, 1952; Bush & Mosteller, 1953) is a problem of finding the best strategy to choose from multiple unknown reward distributions. It is typically depicted by a row of K slot machines each with a lever or “arm.” Each time the player plays one of the machines and pulls an arm (a *trial*), the player receives a reward sampled from the distribution assigned to that arm. Through multiple trials, the player discovers the arms’ distributions and selects arms to maximize the reward.

The most common optimization objective of MAB is *Cumulative Regret* (CR) minimization. Let r_i ($1 \leq i \leq K$) be a random variable (RV) for the reward that we would receive when we pull arm i . We call $p(r_i)$ an unknown *reward distribution* of i . Let t_i be a RV of the number of trials performed on arm i and $T = \sum_i t_i$ be the total number of trials across all arms.

Definition 1. The cumulative regret Δ is the gap between the optimal and the actual expected cumulative reward: $\Delta = T \max_i \mathbb{E}[r_i] - \sum_i \mathbb{E}[t_i] \mathbb{E}[r_i]$.

Algorithms whose regret per trial Δ/T converges to 0 with $T \rightarrow \infty$ are called *zero-regret*. Those with a logarithmically upper-bounded regret, $O(\log T)$, are also called *asymptotically optimal* because this is the theoretical optimum achievable by any algorithm (Lai et al., 1985). Regret bounds tell the speed of convergence, thus its proof is stronger than that of the convergence proof.

Upper Confidence Bound 1 (Auer et al., 2002, UCB1) is a logarithmic CR MAB for rewards $r_i \in [0, c]$ with a known c . Let $r_{i1} \dots r_{it_i} \sim p(r_i)$ be t_i i.i.d. samples obtained from an arm i . Let $\hat{\mu}_i = \frac{1}{t_i} \sum_{j=1}^{t_i} r_{ij}$. To minimize CR, UCB1 selects i with the largest Upper Confidence Bound defined below.

$$\begin{aligned} \text{UCB1}_i &= \hat{\mu}_i + c\sqrt{(2\log T)/t_i} \\ \text{LCB1}_i &= \hat{\mu}_i - c\sqrt{(2\log T)/t_i} \end{aligned} \quad (1)$$

For reward (cost) minimization, LCB1 instead selects i with the smallest Lower Confidence Bound defined above (e.g., in Kishimoto et al. (2022)), but we may use the terms U/LCB1 interchangeably. UCB1’s second term is often called an *exploration term*. Generally, an LCB is obtained by flipping the sign of the exploration term in a UCB. U/LCB1 refers to a specific algorithm while U/LCB refers

to general confidence bounds. c is sometimes set heuristically as a hyperparameter called the *exploration rate*.

2.3. Forward Heuristic Best-First Search

Classical planning problems are typically solved as a path finding problem defined over a state space graph induced by the transition rules, and the current dominant approach is based on *forward search*. Forward search maintains a set of search nodes called an *open list*. They repeatedly (1) (*selection*) select a node from the open list, (2) (*expansion*) generate its successor nodes, (3) (*evaluation*) evaluate the successor nodes, and (4) (*queueing*) reinsert them into the open list. Termination typically occurs when a node is expanded that satisfies a goal condition, but a satisficing/agile algorithm can perform *early goal detection*, which immediately checks whether any successor node generated in step (2) satisfies the goal condition. Since this paper focuses on agile search, we use early goal detection for all algorithms.

Within forward search, forward *best-first* search defines a particular ordering in the open list by defining *node evaluation criteria* (NEC) f for selecting the best node in each iteration. Let us denote a node by n and the state represented by n as s_n . As NEC, Dijkstra search uses $f_{\text{Dijkstra}}(n) = g(n)$ (g -value), the minimum cost from the initial state I to the state s_n found so far. A^* uses $f_{A^*}(n) = g(n) + h(s_n)$, the sum of g -value and the value returned by a heuristic function h (h -value). GBFS uses $f_{\text{GBFS}}(n) = h(s_n)$. Forward best-first search that uses h is called forward *heuristic best-first* search. Dijkstra search is a special case of A^* with $h(s) = 0$.

Typically, an open list is implemented as a priority queue ordered by NEC. Since the NEC can be stateful, e.g., $g(s_n)$ can update its value, a priority queue-based open list assumes monotonic updates to the NEC because it has an unfavorable time complexity for removals. A^* , Dijkstra, and GBFS satisfy this condition because $g(n)$ decreases monotonically and $h(s_n)$ is constant.

MCTS is a class of forward heuristic best-first search that represents the open list as the leaves of a tree. We call the tree a *tree-based open list*. Our MCTS is based on the description in Keller & Helmert (2013) and Schulte & Keller (2014), whose implementation details are available in the appendix (Sec. ??). Overall, MCTS works in the same manner as other best-first search with a few key differences. (1) (*selection*) To select a node from the tree-based open list, it recursively selects an action on each branch of the tree, start from the root, using the NEC to select a successor node, descending until reaching a leaf node. (Sometimes the action selection rule is also called a *tree policy*.) At the leaf, it (2) (*expansion*) generates successor nodes, (3) (*evaluation*) evaluates the new successor nodes, (4) (*queueing*) attaches them to the leaf, and *backpropagates* (or *backs-up*) the in-

formation to the leaf's ancestors, all the way up to the root.

The evaluation obtains a heuristic value $h(s_n)$ of a leaf node n . In adversarial games like Backgammon or Go, it is obtained either by (1) hand-crafted heuristics, (2) *playouts* (or *rollouts*) where the behaviors of both players are simulated by uniformly random actions (*default policy*) until the game terminates, or (3) a hybrid *truncated simulation*, which returns a hand-crafted heuristic after performing a short simulation (Gelly & Silver, 2011). In recent work, the default policy is replaced by a learned policy (Silver et al., 2016).

Trial-based Heuristic Tree Search (Keller & Helmert, 2013; Schulte & Keller, 2014, THTS), a MCTS for classical planning, is based on two key observations: (1) the rollout is unlikely to terminate in classical planning due to sparse goals, unlike adversarial games, like Go, which are guaranteed to finish in a limited number of steps with a clear outcome (win/loss); and (2) a tree-based open list can reorder nodes efficiently under non-monotonic updates to NEC, and thus is more flexible than a priority queue-based open list, and can readily implement standard search algorithms such as A^* and GBFS without significant performance penalty. In this paper, we use THTS and MCTS interchangeably.

Finally, Upper Confidence Bound applied to trees (Kocsis & Szepesvári, 2006, UCT) is a MCTS that uses UCB1 for action selection and became widely popular in adversarial games. Schulte & Keller (2014) proposed several variants of UCT including GreedyUCT (GUCT), UCT*, and GreedyUCT* (GUCT*). We often abbreviate a set of algorithms to save space, e.g., [G]UCT[*] denotes {UCT, GUCT, UCT*, GUCT*}. In this paper, we mainly discuss GUCT[*] due to our focus on the agile satisficing setting that does not prioritize minimization of solution cost.

We revisit GBFS implemented as THTS/MCTS from a statistical perspective. Let $S(n)$ be the set of successors of a node n , $L(n)$ be the set of leaf nodes in the subtree under n , $c(n, n')$ be the path cost between n and n' on the tree (equivalent to an action cost if n' is a successor of n), and the NECs of GBFS as $f_{\text{GBFS}}(n) = h_{\text{GBFS}}(n)$. We expand the definition of the backup functions presented by Keller & Helmert (2013) recursively down to the leaves, assuming $h_{\text{GBFS}}(n) = h(s_n)$ if n is a leaf where h is a heuristic.

$$\begin{aligned} h_{\text{GBFS}}(n) &= \min_{n' \in S(n)} [h_{\text{GBFS}}(n')] \\ &= \min_{n' \in S(n)} [\min_{n'' \in S(n')} [h_{\text{GBFS}}(n'')]] \\ &= \dots = \min_{n' \in L(n)} [h(s_{n'})]. \end{aligned}$$

Keller & Helmert (2013) called the min operator a *Full-Bellman* backup and compared it with *Monte-Carlo* backup in GUCT that uses the average, as expanded to the leaves

below as well:

$$\begin{aligned} h_{\text{GUCT}}(n) &= \frac{1}{|L(n)|} \sum_{n' \in S(n)} |L(n')| h_{\text{GUCT}}(n') \\ &= \frac{1}{|L(n)|} \sum_{n' \in S(n)} \frac{|L(n')|}{|L(n')|} \sum_{n'' \in S(n')} |L(n'')| h_{\text{GUCT}}(n'') \\ &= \dots = \frac{1}{|L(n)|} \sum_{n' \in L(n)} h(s_{n'}). \end{aligned}$$

To search, GUCT adds an exploration term to the average based on LCB1 where p is a parent node of n and $|L(p)|$ is the number of leaf nodes in the subtree of the parent. $|L(p)|$ and $|L(n)|$ respectively correspond to T and t_i in Eq. 1.

$$f_{\text{GUCT}}(n) = h_{\text{GUCT}}(n) - c\sqrt{(2 \log |L(p)|)/|L(n)|}$$

While Keller & Helmert (2013) managed to generalize various algorithms focusing on the procedural aspects (e.g., recursive backup from the children), we focus on its mathematical meaning. One key observation missing in Keller & Helmert (2013) and is made clear by these expansions is that the set $L(n)$ of n 's leaves is a *dataset*, the heuristic $h(n')$ at each leaf n' is a *reward sample*, and the NECs estimate its *statistic* such as the mean and the minimum using the Maximum Likelihood Estimation. (The minimum is known as an *order statistic*; other order statistics include the top- k element, the q -quantile, and the median = 0.5-quantile.) Backpropagation from the expanded leaves to the root one step at a time is merely an efficient implementation detail that avoids computing the statistic (min,max,mean) over all leaves every time.

Definition 2. Given i.i.d. samples $x_1, \dots, x_N \sim p(x|\theta)$, the Maximum Likelihood Estimate (MLE) of the parameter θ is:

$$\hat{\theta} = \arg \max_{\theta} p(x_1, \dots, x_N | \theta).$$

Theorem 1. Given i.i.d. $x_1, \dots, x_N \sim \mathcal{N}(x|\mu, \sigma)$, the MLE is $\hat{\mu} = \frac{1}{N} \sum_i x_i$ and $\hat{\sigma}^2 = \frac{1}{N-1} \sum_i (x_i - \hat{\mu})^2$ (=variance).

Understanding each $h(n')$ as a sample of a random variable representing a reward for MABs, i.e., *having a statistical mindset*, makes it clear that existing MCTS/THTS for classical planning fail to leverage the theoretical efficiency guarantees (i.e., convergence speed shown by regret bounds) from the rich MAB literature.

f_{GUCT} do not provide an asymptotically optimal convergence toward the best arm because the assumption on the individual reward at the leaf node, namely $h(s_{n'}) \in [0, c]$, is not met. This cannot be fixed by simply changing the hyperparameter c , which is equivalent to merely assuming the reward range to be $[0, c]$, because the range of these cost estimates varies significantly depending on the state. Wissow & Asai (2023) proposed using Gaussian bandits that acts as if they estimate c during search by using the

variance of the samples. Let $\hat{\mu} = \mathbb{E}_{n' \in L(n)} h_{\text{GUCT}}(n')$ and $\hat{\sigma}^2 = \text{Var}_{n' \in L(n)} h_{\text{GUCT}}(n')$. Then the NECs of the proposed GUCT-Normal / GUCT-Normal2 are follows. In their experiments, GUCT-Normal2 significantly outperformed GBFS, GUCT, and other algorithms, as well as GUCT-Normal because, the logarithmic regret bound of the latter does not hold due to an unrealistic conjecture on χ^2 distributions.

$$f_{\text{GUCT-Normal}}(n) = \hat{\mu} - \hat{\sigma} \sqrt{(16 \log |L(p)|)/|L(n)|}. \quad (2)$$

$$f_{\text{GUCT-Normal2}}(n) = \hat{\mu} - \hat{\sigma} \sqrt{2 \log |L(p)|}. \quad (3)$$

3. Theoretical Issues in Existing MCTS-based Classical Planning

Although UCB1-Normal2 manages to automatically adjusts the scale of rewards and allowed MCTS to explore better than with UCB1 while not violating the assumptions about the reward range, it still does not fully correctly characterize the nature of distance estimates and heuristic functions.

Under-Specification In Classical Planning, UCB1 invalidates the assumptions in the regret bound proof by incorrectly over-specifying the reward (cost-to-go or distance, or their respective estimates) to be in a fixed range $[0, c]$, while UCB1-Normal2 fixed it by assuming a Gaussian reward distribution. However, this Gaussian assumption introduced two under-specification issues. The first under-specification comes from the fact that Gaussian distributions span across the entire real line $[-\infty, \infty]$ while distance estimates and heuristic values are strictly non-negative.

The second, less obvious under-specification requires considering specific instances of heuristic functions used by classical planning. For example, FF heuristic is lower bounded by optimal delete relaxation heuristics h^+ , which is practically *unknown* because it is **NP**-complete to compute (Bylander, 1994). It can return ∞ when the state is in a dead-end. Similarly, h^{\max} heuristic is bounded by $[0, h^+]$, where h^+ can be ∞ in a dead-end. In general, the support of the reward distributions are *unknown and half-bounded*:

$$h^{\text{FF}} \in [h^+, \infty] \subseteq [0, \infty], \quad h^{\max} \in [0, h^+] \subseteq [0, \infty].$$

We can make MAB algorithms more efficient by leveraging this property and narrowing down the hypothesis space.

Estimating the Minimum Another issue of existing work is the use of minimum-based estimator, e.g., h_{GBFS} in GUCT*, which lack theoretical justifications.

One candidate for addressing the extrema (maximum/minimum) of reward distributions was proposed

by Tesauro et al. (2010). Given two Gaussian random variables $X_1 \sim \mathcal{N}(\mu_1, \sigma_1^2)$ and $X_2 \sim \mathcal{N}(\mu_2, \sigma_2^2)$, their maximum $\max(X_1, X_2)$ follows $\mathcal{N}(\mu_3, \sigma_3)$ where $\mu_3 = \mu_1\Phi(\alpha) + \mu_2\Phi(-\alpha) + (\sigma_1^2 + \sigma_2^2)\phi(\alpha)$ and $\sigma_3 = (\mu_1^2 + \sigma_1^2)\Phi(\alpha) + (\mu_2^2 + \sigma_2^2)\Phi(-\alpha) + (\mu_1 + \mu_2)(\sigma_1^2 + \sigma_2^2)\phi(\alpha)$, where Φ and ϕ are the CDF and the PDF of $\mathcal{N}(0, 1)$ (Clark, 1961). Unfortunately, this is not exact for more than two arms, and is merely an approximation. We implemented this variant and call them GUCT⁺.

Dead-End Removal h^{FF} not only lacks the upper bound, but could also return ∞ when the node is a dead-end. Since the average of samples is ∞ if they contain ∞ , a single node with ∞ in a tree makes the NEC of the root node ∞ , which is an essential issue in all algorithms based on Monte-Carlo backup. Schulte & Keller (2014) removed these dead-end nodes from the tree, but it lacks statistical justification. We agree with their intuition that the average is “rather odd” in planning, since the min-based objective in A*, GBFS, and [G]UCT* naturally allows ignoring such dead-ends. They also pointed out that a similar issue happens when there is a very large value in a sample.

4. Extreme Value Monte Carlo Tree Search

We propose a MCTS algorithm that is theoretically justified and addresses all issues mentioned in the previous section.

Regular statistics are typically built around the Central Limit Theorem (Laplace, 1812, CLT), which deals with the limit behavior of the average of samples. In contrast, a rather obscure branch of statistics called *Extreme Value Theory* (Beirlant et al., 2004; De Haan & Ferreira, 2006, EVT) describes the limit behavior of the maximum of samples. EVT has been historically used for predicting the behavior of safety-critical applications whose worst case behaviors matter. For example, in hydrology, the estimated annual maximum water level of a river is used to decide the height of the embankment. Understanding EVT requires the background on undergraduate-level math.

Definition 3. A series of functions f_n converges pointwise to f ($f_n \xrightarrow{n \rightarrow \infty} f$) when $\forall x; \forall \epsilon; \exists n; |f_n(x) - f(x)| < \epsilon$.

Definition 4. A series of RVs x_n converges in distribution to a RV x if $p(x_n) = f_n \xrightarrow{n \rightarrow \infty} f = p(x)$, denoted as $x_n \xrightarrow{D} x$.

CLT states that the average of i.i.d. RVs converges in distribution to a Gaussian distribution.

Definition 5 (Gaussian distribution).

$$\mathcal{N}(x | \mu, \sigma^2) = \frac{1}{\sqrt{2\pi\sigma^2}} \exp -\frac{(x-\mu)^2}{2\sigma^2}.$$

Theorem 2 (CLT). Let x_1, \dots, x_n be i.i.d. RVs with $\mathbb{E}[x_i] = \mu$, $\text{Var}[x_i] = \sigma^2$. Then $y_n = \frac{1}{n} \sum_i x_i \xrightarrow{D} y \sim \mathcal{N}(\mu, \sigma^2)$.

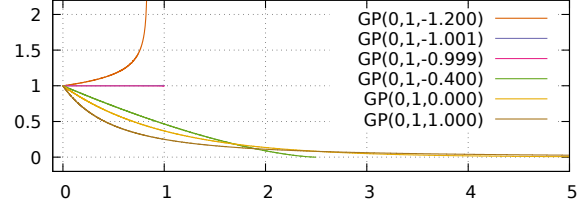


Figure 1. Generalized Pareto distribution $\text{GP}(0, 1, \xi)$.

Extremal Limit Theorem¹ Type 1 (Fisher & Tippett, 1928; Gnedenko, 1943) states that the maximum of i.i.d. RVs converges in distribution to an *Extreme Value Distribution* (EVD). It is used for predicting the *block maxima*, such as the monthly maximum water level (Beirlant et al., 2004).

Definition 6 (Extreme Value Distribution).

$$\text{EVD}(x | \mu, \sigma, \xi) = \begin{cases} \exp -(1 + \xi \frac{x-\mu}{\sigma})^{-\frac{1}{\xi}} & (\xi \neq 0) \\ \exp -e^{-\frac{x-\mu}{\sigma}} & (\xi = 0) \end{cases}$$

Theorem 3 (Fisher–Tippett–Gnedenko). Let x_1, \dots, x_n be i.i.d. RVs with $\mathbb{E}[x_i] = \mu$, $\text{Var}[x_i] = \sigma^2$. Then $y_n = \max_i x_i \xrightarrow{D} y \sim \text{EVD}(\mu, \sigma, \xi)$ for some ξ . (Simplified. See appendix for the full theorem.)

Derived from Type 1, Extremal Limit Theorem Type 2 (Pickands III, 1975; Balkema & De Haan, 1974) states that i.i.d. RVs exceeding a sufficiently high threshold θ asymptotically follows a Generalized Pareto (GP) distribution. It is used in *Peaks-Over-Threshold* analyses that predict exceedances over the safety limit.

Definition 7 (Generalized Pareto Distribution).

$$\text{GP}(x | \theta, \sigma, \xi) = \begin{cases} \frac{1}{\sigma} (1 + \xi \frac{x-\theta}{\sigma})^{-\frac{\xi+1}{\xi}} & (\xi \neq 0) \\ \frac{1}{\sigma} \exp (-\frac{x-\theta}{\sigma}) & (\xi = 0) \end{cases} \quad (x > \theta)$$

Theorem 4 (Pickands–Balkema–de Haan). Let $x_1, \dots, x_n \sim p(x)$ be i.i.d. RVs and $x_{k,n} = \theta$ be their top- k element. As $n \rightarrow \infty$, $k \rightarrow \infty$, $\frac{k}{n} \rightarrow 0$ ($k \ll n$), then $p(x | x > \theta) \xrightarrow{D} \text{GP}(x | \theta, \sigma, \xi)$ for some σ and ξ .

θ , σ and ξ are called the location, the scale, and the shape parameter. It has a support $x \in [\theta, \theta - \frac{\sigma}{\xi}]$ when $\xi < 0$, otherwise $x \in [\theta, \infty]$. The shape dictates the tail behavior: $\xi > 0$ corresponds to a heavy-tailed distribution, $\xi < 0$ corresponds to a short-tailed distribution (i.e., has an upper limit), and $\xi = 0$ corresponds to a shifted Exponential distribution. Pareto, Exponential, Reverted Power, and Uniform distributions are special cases of GP (Table 1). See appendix for the proof for them being the special cases.

¹We avoid “extreme value theorem” to avoid confusion with a theorem in calculus, and for a better contrast with CLT.

Special cases	θ	σ	ξ
$x \sim \text{Pa}(\alpha, l)$	$l > 0$	l/α	$1/\alpha > 0$
$x \sim \text{Exp}(\alpha, l)$	l	$1/\alpha$	0
$-x \sim \text{Pow}(u, a)$	$-u < 0$	u/a	$-1/a < 0$
$x \sim U(l, u)$	l	$u - l$	-1

Table 1. Special cases of Generalized Pareto distribution.

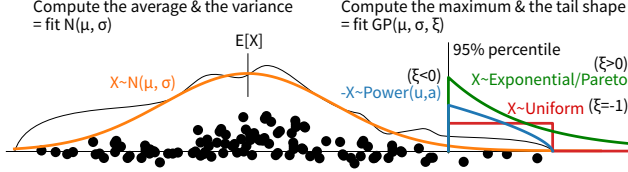
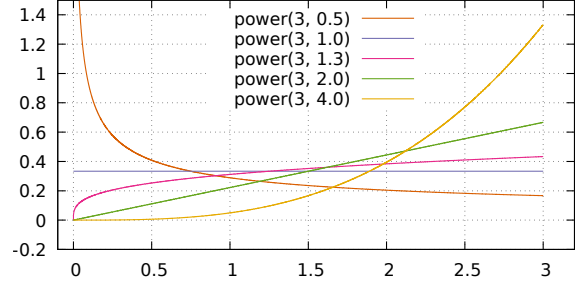


Figure 2. Computing the average and the variance of the data is equivalent to fitting $\mathcal{N}(\mu, \sigma)$, while computing the maximum and the shape of the tail distribution (e.g., 95% percentile) is equivalent to fitting $\text{GP}(\mu, \sigma, \xi)$ with $\xi < 0$.

Not only the theory built around the extrema (maximum/minimum) is appealing, short-tailed GP perfectly matches our requirement. Consider the maximization scenario, where the heuristic value is negated into a reward $-h^{\text{FF}} \in [-\infty, -h^+]$. GP gives us a justification for discarding dead-ends ($-h^{\text{FF}} = -\infty$) because GP is conditioned by $x > \theta$. A short-tailed GP also gives us an upper support $\theta - \frac{\sigma}{\xi}$, which is obtained by fitting σ and ξ to the data and works as an estimate of $-h^+$.

Fig.2 shows a conceptual illustration of Peaks-Over-Threshold EVT. Given i.i.d. samples x_1, \dots, x_N , extract a subset which exceeds a certain sufficiently high threshold θ , such as the top 5% element, and fit the parameters σ, ξ of $\text{GP}(\theta, \sigma, \xi)$ on this subset. Then the future exceeding data also follows $\text{GP}(\theta, \sigma, \xi)$. GP is an accurate approximation when we ignore almost all data ($\frac{k}{n} \rightarrow 0$) while retaining enough data $k \rightarrow \infty$ as $n \rightarrow \infty$. For example, estimates from top-1% examples ($\frac{k}{n} = 0.01$) tend to be more accurate than those from top-5% ($\frac{k}{n} = 0.05$), if k is the same.

However, estimating the parameters of GP is known to be difficult. The maximum likelihood estimator (MLE) of σ and ξ (Smith, 1987) does not have a closed form solution except for the solution of σ limited to $\xi = 0$, and requires a numerical method, such as the Newton-Raphson iteration. For $\xi < -1$, the MLE does not exist. The MLE is asymptotically normal and efficient only for $\xi > -0.5$. The numerical method can also fails to converge with small k or $\xi < 0$, and even if it converges, the result can be inaccurate with small k (Hosking & Wallis, 1987). These issues appear fundamental, as modern techniques still have varying degrees of limitations despite improvements (Hill, 1975; Resnick & Stărică, 1997; Fraga Alves, 2001; Hosking &


 Figure 3. Power distribution $\text{Pow}(3, a)$.

Wallis, 1987; Castillo & Hadi, 1995; 1997; Diebolt et al., 2005; Sharpe & Juárez, 2021; Vilar-Zanón & Lozano-Colomer, 2007).

To avoid the parameter estimation for GP, we focus on its two subclasses: Uniform distribution $U(l, u)$ with an unknown support $[l, u]$, and Power distribution $\text{Pow}(u, a)$ with an unknown support $[0, u]$ and an unknown shape a . The price we pay is one degree of freedom in $\text{GP}(\theta, \sigma, \xi)$: $U(l, u)$ has a fixed shape $\xi = -1$ and $\text{Pow}(u, a)$ has a fixed lower bound 0. Note that GP and its subclass Reverted Power models the maximum, thus Power itself models the minimum, and Uniform is symmetric. Since our objective is minimization, we use Power and Uniform directly.

Definition 8. Power distribution (Dallas, 1976) and Uniform distribution are defined as follows. See Fig. 1, Fig. 3.

$$\text{Pow}(x|u, a) = \frac{ax^{a-1}}{u^a}, \quad (0 < x < u, 0 < a)$$

$$U(x|l, u) = \frac{1}{u-l}, \quad (l < x < u)$$

The expected values $\mathbb{E}[x]$ are $\frac{ua}{a+1}$ and $\frac{l+u}{2}$, respectively.

4.1. UCB1-Uniform/Power

To define our EVT-based search algorithm, we first introduce the Maximum Likelihood Estimators for Uniform and Power, then propose bandits that use these estimates, which are used by MCTS as its NECs. All proofs in this section are in the appendix.

Theorem 5. Given i.i.d. $x_1, \dots, x_N \sim \text{Pow}(x|u, a)$, the MLE is $\hat{u} = \max_i x_i$ and $\hat{a} = (\log \hat{u} - \frac{1}{N} \sum_i \log x_i)^{-1}$.

Theorem 6. Given i.i.d. $x_1, \dots, x_N \sim U(x|l, u)$, the MLE is $\hat{u} = \max_i x_i$ and $\hat{l} = \min_i x_i$.

Backpropagation for these estimates from the leaves to the root generalizes existing backups. Those for \hat{u} and \hat{l} are same as Full-Bellman. Those for \hat{a} is done by combining \hat{u} with the result of Monte-Carlo backup of the logarithm of heuristic values. We then propose two MABs that use them.

Theorem 7 (Main results). *When t_i -th reward r_{it_i} of arm i follows $U(l, u)$ and $\text{Pow}(u, a)$, we respectively define LCB1-Uniform and LCB1-Power as follows. Change the signs for UCBs.*

$$\begin{aligned} \text{LCB1-Uniform}_i &= \frac{\hat{u}_i + \hat{l}_i}{2} - (\hat{u}_i - \hat{l}_i) \sqrt{6t_i \log T} \\ \text{LCB1-Power}_i &= \frac{\hat{u}_i \hat{a}_i}{\hat{a}_i + 1} - \hat{u}_i \sqrt{6t_i \log T} \end{aligned}$$

LCB1-Uniform/Power have worst-case polynomial, best-case constant regrets. Let $\alpha \in [0, 1]$ be an unknown problem-dependent constant and u_i, l_i, a_i be unknown ground-truth parameters of Uniform and Power distributions of arm i . The regret is respectively bounded as follows, where $\beta = (2 - \alpha)^{1/a_i}$.

$$\begin{aligned} &\frac{24(u_i - l_i)^2(1 - \alpha)^2 \log T}{\Delta_i^2} + 1 + 2C + \frac{(1 - \alpha)T(T+1)(2T+1)}{3} \\ &\frac{2u_i^2(3 - \beta)^2(\beta - 1)^2 \log T}{\Delta_i^2} + 1 + 2C + \frac{(1 - \alpha)T(T+1)(2T+1)}{3} \end{aligned}$$

Proof. (Sketch of appendix Sec. ??.) We use Bounded Difference inequality for the MLEs ($\frac{\hat{u}_i + \hat{l}_i}{2}$ and $\frac{\hat{u}_i \hat{a}_i}{\hat{a}_i + 1}$). Unlike in UCB1 where the rewards have a fixed known support $[0, c]$, we do not know the true reward range ($[0, u_i]$ or $[l_i, u_i]$). Therefore, we use the mathematical truth (*not a conjecture*) about the critical value α of the range variable ($r_i = \hat{u}_i - \hat{l}_i$ or \hat{u}_i) and its CDF, $P(r_i < X) = \alpha$. We use union-bound to address the correlation and further upper-bound the tail probability. \square

EVT Type 2 justifies the pruning of dead-end ∞ from the samples. To meet the theoretical requirement ($k \rightarrow \infty, n \rightarrow \infty, k/n \rightarrow 0$), it must ignore a significant number of samples below some threshold θ . Due to the sign flip during GP \rightarrow Reverted Power \rightarrow Power, this results in ignoring samples above $-\theta$. In our implementation, we use $-\theta = h(I) + 1$ for the initial state I , i.e., we ignore samples above the heuristic value of the initial state. This assumes that the majority of h -values of the states in the state space have costs larger than $h(I) + 1$, which is natural in the exponentially large state spaces of planning problems.

Note that both LCBs are scale-aware similar to UCB1-Normal2: They scale the exploration ratio by $u - l$ and u , which plays a role similar to the variance. In a statistical / bandit interpretation, GBFS expects that the next pull from the arm is exactly the sample minimum of the subtree $l = \min x_i$ with zero variance. LCB1-Uniform also tries to explore the arm that is likely to return a lower heuristic value based on u and l , but unlike GBFS, it considers randomness and does not assume that the next value is exactly l . LCB1-Power instead tries to guess the shape a of a distribution with a range $[0, u]$. The shape a dictates how rare the nodes closer to the goal are. When there are more samples near 0 than are near the sample maximum u , a gets smaller, skewing the distribution toward 0 even if u is large,

with expected value also close to 0 (See Fig. 3). In contrast, when most of the observed nodes are far from the goal, a gets large and skews the distribution toward u .

The critical difference between LCB1-Uniform/Power and LCB1-Normal/Normal2 is that the number of samples t_i affects the behavior in a completely opposite manner: The larger the t_i is, LCB1-Uniform/Power pulls the arm more frequently while LCB1-Normal/Normal2 avoids it. In LCB1-Normal, the $\sqrt{1/t_i}$ factor reduces the second term (exploration term), and LCB1-Normal2 has an implicit $\sqrt{1/t_i}$ factor inside $\hat{\sigma}$, as it is known that $\hat{\sigma}^2 \approx \sigma^2/n$ for n samples. In contrast, the second term in LCB1-Uniform/Power grows as t_i increases. This improves the idea of Full-Bellman backup: If there is a better node, and if we are confident (larger t_i ; more trials), what is the point of pulling an arm that looks bad? While Full-Bellman backup in GBFS simply trusts the current empirical minimum, LCB1-Uniform/Power still assumes a controlled, theoretically justified amount of randomness.

5. Experimental Evaluation

We evaluated the algorithms over a subset of the International Planning Competition benchmark domains,² selected for compatibility with the set of PDDL extensions supported by Pyperplan (Alkhazraji et al., 2020). We maintain the superset of the results of the experiments under 10,000 node evaluation limit, 4,000 node expansion limit, and the 300 seconds runtime limit, then count the number of instances solved under the respective (evaluation, expansion, runtime) limit. We mainly focus on the node evaluations because heuristic computation is the main bottleneck in classical planning. See the appendix Fig. ??-?? for the results controlled by expansions and the runtime. Another reason for this focus is the fact that we used a python-based implementation (Pyperplan) for convenient prototyping. It is slower than C++-based state-of-the-art systems (e.g. Fast Downward (Helmert, 2006)), but our focus on evaluations makes this irrelevant and also improves reproducibility by avoiding the effect of hardware differences and low-level implementation details.

In order to limit the length of the experiment, we also had to terminate the program on problem instances whose grounding (on Pyperplan) took more than 5 minutes and 2GB memory. The grounding limit removed 47 instances from freecell, 4 from logistics98, 2 from openstacks, and 24 from pipesworld-tankage. This resulted in 772 problem instances across 24 domains in total. We evaluated various algorithms with h^{FF} , h^{add} , h^{max} , and h^{GC} (goal count) heuristics (Fikes et al., 1972), and our analysis focuses on h^{FF} . We included h^{GC} because it can be used in environ-

²github.com/aibas1/downward-benchmarks

$h =$	h^{FF}	h^{add}	h^{max}	h^{GC}	$h^{\text{FF}}+\text{PO}$	$h^{\text{FF}}+\text{DE}$	$h^{\text{FF}}+\text{DE}+\text{PO}$
GBFS	538	518	224	354	-	489	-
Softmin-Type(h)	576	542.6	297.2	357.6	-	578	-
GUCT	412	397.8	228.4	285.2	454	389.2	439.4
-Normal	283.4	265	212	233.4	372.4	289	381.6
*-Normal	318.8	300	215.2	246.2	378.05	304.4	386.7
-Normal2	581.8	535.8	316.6	379	621	518	578
*-Normal2	567.2	533.8	263	341	618	511.4	567.8
+ -Normal2	582.8	549.2	433	474.6	619	522.6	572.2
-Power	596	541.8	450.6	463.2	623.4	413.6	583
-Uniform	594.8	543.8	450.6	463.8	626.4	416.4	583

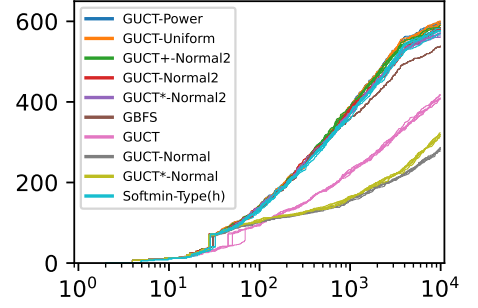


Table 2. The number of problem instances solved with less than 10,000 node evaluations; top two configurations in **bold** for each heuristic; each number represents an average over 5 trials. PO and DE stand for Preferred Operators and Deferred Evaluation. It does not contain PO for GBFS and heuristics other than h^{FF} due to the lack of support in Pyperplan. The plot on the right shows the growth of the number of instances (y -axis) solved with h^{FF} as more nodes are evaluated (x -axis). See appendix Fig. ??-?? for similar plots that controls the expansions and the runtime.

ments without domain descriptions, e.g., in the planning-based approach (Lipovetzky et al., 2015) to the Atari environment (Bellemare et al., 2015). We ran each configuration with 5 random seeds and report the average number of problem instances solved.

We evaluated the following algorithms: **GBFS** is GBFS implemented with a priority queue. We also evaluated **Softmin-Type(h)** (Kuroiwa & Beck, 2022), a recent state-of-the-art diversified search algorithm for classical planning. We used the original C++ implementation available online. **GUCT** is a GUCT based on the original UCB1. **GUCT-Normal/-Normal2** are GUCT variants using UCB1-Normal/-Normal2 respectively. The * variants **GUCT*/-Normal/-Normal2** are using full-bellman backup. The + variants **GUCT+/-Normal/-Normal2** uses Clark’s Maximum-of-Gaussians method (Clark, 1961; Tesauro et al., 2010, with signs changed for minimization) that sequentially merges the statistics of the children (Sec. 3). Finally, **GUCT-[Uniform|Power]** are our proposed method. We do not perform experiments on A^* and equivalent variants (UCT, UCT*) as we are focused on agile search settings without considering the solution cost. In all variants, we also included the evaluations with Deferred Evaluation and Preferred Operators.

GUCT-[Uniform|Power] tend to outperform other algorithms on a wide range of heuristics, except GUCT+-Normal2 which is also occasionally equally competitive.

6. Related Work

Our UCB1-Power/Uniform maximizes the cumulative reward by estimating the reward distribution using the maximum over the reward samples collected in the subtree. In contrast, Max k -Armed Bandit or Max-MAB problem (Cicirello & Smith, 2004; 2005; Streeter & Smith, 2006a;b;

Achab et al., 2017), later rediscovered as as Extreme Bandit (Carpentier & Valko, 2014), is a variant of bandit problems which *maximizes the maximum reward*, which is a significantly different objective. One of the target applications is heuristics selection for stochastic constraint optimization algorithms. To our knowledge, (Kikkawa & Ohno, 2022) is the only work that used a form of Max-MAB for MCTS applied to a material discovery problem. Future work includes adaptation of Max-MAB in MCTS for planning problems.

Some Max-MABs assume that the reward distributions follows Extreme Value Distributions (Eq. 6) from EVT Type 1 (Cicirello & Smith, 2004; 2005). This is significantly different from our assumption because it assumes that each t_i -th sample r_{it_i} from arm i is a *block-maxima*, i.e., already the maximum of several unobserved samples ($r_{it_i} = \max_j \{r_{it_i j} \dots\}$). In contrast, our model only assumes that each sample r_{it_i} is i.i.d. and works regardless of which family of half-bounded distribution it follows. In other words, $p(r|r > \theta) \xrightarrow{D} \text{GP}(\theta, \sigma, \xi)$ does not require a much stronger assumption $r \sim \text{GP}(\theta, \sigma, \xi)$ or $r \sim \text{EVD}(\theta, \sigma, \xi)$.

Threshold Ascent (Streeter & Smith, 2006b) is a non-parametric (= distribution-free, histogram-based) approach to Max-MAB which incrementally increases the global threshold T and selectively explores the arms with the largest upper confidence bound of the probability that the next reward would exceed T . This has a similarity with our GP-based method in the use of thresholds, but the selection mechanism is significantly different. Moreover, although it analyzes the regret bound for its subprocedure, it does not analyze the regret bound of Threshold Ascent itself. The use of threshold is also similar to the *high water marks* and the *benches* used by the theoretical analysis of GBFS (Wilt & Ruml, 2014; Heusner et al., 2017; 2018b;a).

7. Conclusion

Previously, statistical estimates used for guiding MCTS in classical planning did not respect the natural properties of distances that they have unknown half-bounded support, leading to an overspecification (UCB1: known finite support) or an underspecification (UCB1-Normal/Normal2: entire \mathbb{R}). Also, existing work already pointed out that using a Monte-Carlo estimate (i.e., averages) for optimization (minimizing/maximizing) a metric is counter-intuitive. To address these issues, we refined our theoretical understanding of distance estimates in forward heuristic search by introducing Extreme Value Theory (EVT) Type 2 which is able to capture these finer details.

EVTs generally allow us to understand the limit behavior of *extrema* (maximum/minimum), while the Central Limit Theorem used in mainstream statistics explains the limit behavior of the average. EVT Type 2 captures the limit behavior of the exceedances above a certain threshold which asymptotically follows a Generalized Pareto (GP) distribution. To address the difficulty of estimating the parameters of GP distribution, we use its specialized subclasses called Uniform / Power distributions. This lead to our new bandit algoirithm, UCB1-Uniform/Power, which use the MLE of Uniform/Power distribution and guide the search for MCTS. The resulting algorithm, GUCT-Uniform/Power, outperformed GBFS, GUCT-Normal2, or a State-of-the-Art diversified search algorithm Softmin-Type(h) (Kuroiwa & Beck, 2022).

Acknowledgments

This work was supported through DTIC contract FA8075-18-D-0008, Task Order FA807520F0060, Task 4 - Autonomous Defensive Cyber Operations (DCO) Research & Development (R&D).

References

- Achab, M., Cl  men  on, S., Garivier, A., Sabourin, A., and Vernade, C. Max K -Armed Bandit: On the ExtremeHunter Algorithm and Beyond. In *Proc. of ECMLKDD*, pp. 389–404. Springer, 2017.
- Alkhazraji, Y., Frorath, M., Gr  tzner, M., Helmert, M., Liebert, T., Mattm  ller, R., Ortlieb, M., Seipp, J., Springenberg, T., Stahl, P., and W  lfing, J. Pyperplan, 2020.
- Asai, M. and Fukunaga, A. Exploration Among and Within Plateaus in Greedy Best-First Search. In *Proc. of ICAPS*, Pittsburgh, USA, June 2017.
- Auer, P., Cesa-Bianchi, N., and Fischer, P. Finite-Time Analysis of the Multiarmed Bandit Problem. *Machine Learning*, 47(2-3):235–256, 2002.
- Balkema, A. A. and De Haan, L. Residual Life Time at Great Age. *Annals of Probability*, 2(5):792–804, 1974.
- Beirlant, J., Goegebeur, Y., Segers, J., and Teugels, J. L. *Statistics of Extremes: Theory and Applications*, volume 558. John Wiley & Sons, 2004.
- Bellemare, M. G., Naddaf, Y., Veness, J., and Bowling, M. The Arcade Learning Environment: An Evaluation Platform for General Agents (Extended Abstract). In Yang, Q. and Wooldridge, M. J. (eds.), *Proc. of IJCAI*, pp. 4148–4152. AAAI Press, 2015.
- Bonet, B. and Geffner, H. Planning as Heuristic Search. *Artificial Intelligence*, 129(1):5–33, 2001.
- Bush, R. R. and Mosteller, F. A Stochastic Model with Applications to Learning. *The Annals of Mathematical Statistics*, pp. 559–585, 1953.
- Bylander, T. The Computational Complexity of Propositional STRIPS Planning. *Artificial Intelligence*, 69(1):165–204, 1994.
- Carpentier, A. and Valko, M. Extreme Bandits. *Advances in Neural Information Processing Systems*, 27, 2014.
- Castillo, E. and Hadi, A. S. A Method for Estimating Parameters and Quantiles of Distributions of Continuous Random Variables. *Computational statistics & data analysis*, 20(4): 421–439, 1995.
- Castillo, E. and Hadi, A. S. Fitting the Generalized Pareto Distribution to Data. *Journal of the American Statistical Association*, 92(440):1609–1620, 1997.
- Cicirello, V. A. and Smith, S. F. Heuristic Selection for Stochastic Search Optimization: Modeling Solution Quality by Extreme Value Theory. In *Proc. of CP*, pp. 197–211. Springer, 2004.
- Cicirello, V. A. and Smith, S. F. The MAX K -Armed Bandit: A New Model of Exploration Applied to Search Heuristic Selection. In *Proc. of AAAI*, volume 3, pp. 1355–1361, 2005.
- Clark, C. E. The Greatest of a Finite Set of Random Variables. *Operations Research*, 9(2):145–162, 1961.
- Dallas, A. Characterizing the Pareto and Power Distributions. *Annals of the Institute of Statistical Mathematics*, 28(1): 491–497, 1976.
- De Haan, L. and Ferreira, A. *Extreme Value Theory: An Introduction*. Springer Science & Business Media, 2006.
- Diebolt, J., El-Aroui, M.-A., Garrido, M., and Girard, S. Quasi-Conjugate Bayes Estimates for GPD Parameters and Application to Heavy Tails Modelling. *Extremes*, 8(1):57–78, 2005.
- Fikes, R. E., Hart, P. E., and Nilsson, N. J. Learning and Executing Generalized Robot Plans. *Artificial Intelligence*, 3 (1-3):251–288, 1972. doi: 10.1016/0004-3702(72)90051-3.
- Fisher, R. A. and Tippett, L. H. C. Limiting Forms of the Frequency Distribution of the Largest or Smallest Member of a Sample. *Mathematical Proceedings of the Cambridge Philosophical Society*, 24(2):180–190, 1928.

- Fraga Alves, M. A Location Invariant Hill-Type Estimator. *Extremes*, 4(3):199–217, 2001.
- Gelly, S. and Silver, D. Monte-Carlo Tree Search and Rapid Action Value Estimation in Computer Go. *Artificial Intelligence*, 175(11):1856–1875, 2011.
- Gnedenko, B. Sur La Distribution Limite Du Terme Maximum D’Une Serie Aleatoire. *Annals of Mathematics*, 44(3): 423–453, 1943. ISSN 0003486X. URL <http://www.jstor.org/stable/1968974>.
- Helmert, M. The Fast Downward Planning System. *J. Artif. Intell. Res.(JAIR)*, 26:191–246, 2006.
- Heusner, M., Keller, T., and Helmert, M. Understanding the Search Behaviour of Greedy Best-First Search. In *Proc. of SOCS*, volume 8, 2017.
- Heusner, M., Keller, T., and Helmert, M. Best-Case and Worst-Case Behavior of Greedy Best-First Search. In *Proc. of IJCAI*, 2018a.
- Heusner, M., Keller, T., and Helmert, M. Search Progress and Potentially Expanded States in Greedy Best-First Search. In *Proc. of IJCAI*, 2018b.
- Hill, B. M. A Simple General Approach to Inference about the Tail of a Distribution. *Annals of Statistics*, pp. 1163–1174, 1975.
- Hoffmann, J. and Nebel, B. The FF Planning System: Fast Plan Generation through Heuristic Search. *J. Artif. Intell. Res.(JAIR)*, 14:253–302, 2001. doi: 10.1613/jair.855.
- Hosking, J. R. and Wallis, J. R. Parameter and Quantile Estimation for the Generalized Pareto Distribution. *Technometrics*, 29(3):339–349, 1987.
- Imai, T. and Kishimoto, A. A Novel Technique for Avoiding Plateaus of Greedy Best-First Search in Satisficing Planning. In *Proc. of AAAI*, 2011.
- Keller, T. and Helmert, M. Trial-Based Heuristic Tree Search for Finite Horizon MDPs. In *Proc. of ICAPS*, 2013.
- Kikkawa, N. and Ohno, H. Materials discovery using max k-armed bandit. *arXiv preprint arXiv:2212.08225*, 2022.
- Kishimoto, A., Zhou, R., and Imai, T. Diverse Depth-First Search in Satisficing Planning. In *Proc. of SOCS*, volume 3, 2012.
- Kishimoto, A., Bouneffouf, D., Marinescu, R., Ram, P., Rawat, A., Wistuba, M., Palmes, P., and Botea, A. Bandit Limited Discrepancy Search and Application to Machine Learning Pipeline Optimization. In *Proc. of AAAI*, volume 36, pp. 10228–10237, 2022.
- Kocsis, L. and Szepesvári, C. Bandit Based Monte-Carlo Planning. In *Proc. of ECML*, pp. 282–293. Springer, 2006.
- Kuroiwa, R. and Beck, J. C. Biased Exploration for Satisficing Heuristic Search. In *Proc. of ICAPS*, 2022.
- Lai, T. L., Robbins, H., et al. Asymptotically Efficient Adaptive Allocation Rules. *Advances in Applied Mathematics*, 6(1):4–22, 1985.
- Laplace, P.-S. *Théorie analytique des probabilités*. 1812.
- Lipovetzky, N., Ramírez, M., and Geffner, H. Classical Planning with Simulators: Results on the Atari Video Games. In *Proc. of IJCAI*, 2015.
- Nakhost, H. and Müller, M. Monte-Carlo Exploration for Deterministic Planning. In *Proc. of IJCAI*, 2009.
- Pickands III, J. Statistical Inference using Extreme Order Statistics. *Annals of Statistics*, pp. 119–131, 1975.
- Resnick, S. and Stărică, C. Smoothing the Hill estimator. *Advances in Applied Probability*, 29(1):271–293, 1997.
- Robbins, H. Some Aspects of the Sequential Design of Experiments. *Bulletin of the American Mathematical Society*, 58(5):527–535, 1952.
- Schulte, T. and Keller, T. Balancing Exploration and Exploitation in Classical Planning. In *Proc. of SOCS*, 2014.
- Sharpe, J. and Juárez, M. A. Estimation of the Pareto and Related Distributions—A Reference-Intrinsic Approach. *Communications in Statistics-Theory and Methods*, pp. 1–23, 2021.
- Silver, D., Huang, A., Maddison, C. J., Guez, A., Sifre, L., Van Den Driessche, G., Schrittwieser, J., Antonoglou, I., Panneershelvam, V., Lanctot, M., et al. Mastering the Game of Go with Deep Neural Networks and Tree Search. *Nature*, 529(7587):484–489, 2016.
- Smith, R. L. Estimating Tails of Probability Distributions. *Annals of Statistics*, pp. 1174–1207, 1987.
- Streeter, M. J. and Smith, S. F. An Asymptotically Optimal Algorithm for the Max K-Armed Bandit Problem. In *Proc. of AAAI*, pp. 135–142, 2006a.
- Streeter, M. J. and Smith, S. F. A Simple Distribution-Free Approach to the Max K-Armed Bandit Problem. In *Proc. of CP*, pp. 560–574. Springer, 2006b.
- Tesauro, G., Rajan, V., and Segal, R. Bayesian Inference in Monte-Carlo Tree Search. In *Proc. of UAI*, pp. 580–588, 2010.
- Thompson, W. R. On the Likelihood that One Unknown Probability Exceeds Another in View of the Evidence of Two Samples. *Biometrika*, 25(3-4):285–294, 1933.
- Valenzano, R. A., Schaeffer, J., Sturtevant, N. R., and Xie, F. A Comparison of Knowledge-Based GBFS Enhancements and Knowledge-Free Exploration. In *Proc. of ICAPS*, 2014.
- Vilar-Zanón, J. L. and Lozano-Colomer, C. On Pareto Conjugate Priors and Their Application to Large Claims Reinsurance Premium Calculation. *ASTIN Bulletin: The Journal of the IAA*, 37(2):405–428, 2007.
- Wilt, C. M. and Ruml, W. Speedy versus Greedy Search. In *Proc. of SOCS*, 2014.

- Wissow, S. and Asai, M. Scale-Adaptive Balancing of Exploration and Exploitation in Classical Planning. In *Proc. of HSDIP*, 2023.
- Xie, F., Nakhost, H., and Müller, M. Planning Via Random Walk-Driven Local Search. In *Proc. of ICAPS*, 2012.
- Xie, F., Müller, M., and Holte, R. C. Adding Local Exploration to Greedy Best-First Search in Satisficing Planning. In *Proc. of AAAI*, pp. 2388–2394, 2014a.
- Xie, F., Müller, M., Holte, R. C., and Imai, T. Type-Based Exploration with Multiple Search Queues for Satisficing Planning. In *Proc. of AAAI*, 2014b.
- Xie, F., Müller, M., and Holte, R. C. Understanding and Improving Local Exploration for GBFS. In *Proc. of ICAPS*, pp. 244–248, 2015.

Appendix

S1. Domain-Independent Heuristics in Classical Planning

A domain-independent heuristic function h in classical planning is a function of a state s and the problem $[P, A, I, G]$, but the notation $h(s)$ usually omits the latter. In addition to what we discussed in the main article, this section also uses a notation $h(s, G)$. It returns an estimate of the cumulative cost from s to one of the goal states (states that satisfy G), typically through a symbolic, non-statistical means including problem relaxation and abstraction. Notable state-of-the-art functions that appear in this paper includes h^{FF} , h^{max} , h^{add} , h^{GC} (Hoffmann & Nebel, 2001; Bonet & Geffner, 2001; Fikes et al., 1972).

A significant class of heuristics is called delete relaxation heuristics, which solve a relaxed problem which does not contain delete effects, and then returns the cost of the solution of the relaxed problem as an output. The cost of the optimal solution of a delete relaxed planning problem from a state s is denoted by $h^+(s)$, but this is too expensive to compute in practice (NP-complete) (Bylander, 1996). Therefore, practical heuristics typically try to obtain its further relaxations that can be computed in polynomial time.

One such admissible heuristic based on delete-relaxation is called h^{max} (Bonet & Geffner, 2001) that is recursively defined as follows:

$$h^{\text{max}}(s, G) = \max_{p \in G} \begin{cases} 0 & \text{if } p \in s. \text{ Otherwise,} \\ \min_{\{a \in A \mid p \in \text{ADD}(a)\}} [C(a) + h^{\text{add}}(s, \text{PRE}(a))] \end{cases}. \quad (1)$$

Its inadmissible variant is called additive heuristics h^{add} (Bonet & Geffner, 2001) that is recursively defined as follows:

$$h^{\text{add}}(s, G) = \sum_{p \in G} \begin{cases} 0 & \text{if } p \in s. \text{ Otherwise,} \\ \min_{\{a \in A \mid p \in \text{ADD}(a)\}} [C(a) + h^{\text{add}}(s, \text{PRE}(a))] \end{cases}. \quad (2)$$

Another inadmissible delete-relaxation heuristics called h^{FF} (Hoffmann & Nebel, 2001) is defined based on another heuristics h , such as $h = h^{\text{add}}$, as a subprocedure. For each unachieved subgoal $p \in G \setminus s$, the action a that adds p with the minimal $[C(a) + h(s, \text{PRE}(a))]$ is conceptually “the cheapest action that achieves a subgoal p for the first time under delete relaxation”, called the *cheapest achiever / best supporter* $\text{bs}(p, s, h)$ of p . h^{FF} is defined

as the sum of actions in a relaxed plan Π^+ constructed as follows:

$$h^{\text{FF}}(s, G, h) = \sum_{a \in \Pi^+(s, G, h)} C(a) \quad (3)$$

$$\Pi^+(s, G, h) = \bigcup_{p \in G} \begin{cases} \emptyset & \text{if } p \in s. \text{ Otherwise,} \\ \{a\} \cup \Pi^+(s, \text{PRE}(a)) & \text{where } a = \text{bs}(p, s, h). \end{cases} \quad (4)$$

$$\text{bs}(p, s, h) = \arg \min_{\{a \in A \mid p \in \text{ADD}(a)\}} [C(a) + h(s, \text{PRE}(a))]. \quad (5)$$

Goal Count heuristics h^{GC} is a simple heuristic proposed in (Fikes et al., 1972) that counts the number of propositions that are not satisfied yet. $[\text{condition}]$ is a cronecker’s delta / indicator function that returns 1 when the condition is satisfied.

$$h^{\text{GC}}(s, G) = \sum_{p \in G} \llbracket p \notin s \rrbracket. \quad (6)$$

S2. Detailed Explanation for the Base MCTS for Graph Search

Alg. 1 shows the pseudocode of MCTS adjusted for graph search (Schulte & Keller, 2014). Aside from what was described from the main section, it has a node-locking mechanism that avoids duplicate search effort.

Following THTS, our MCTS has a hash table that implements a *CLOSE* list and a *Transposition Table* (TT). A *CLOSE* list stores the generated states and avoids instantiating nodes with duplicate states. A TT stores various information about the states such as the parent information and the action used at the parent. The close list is implemented by a lock mechanism.

Since an efficient graph search algorithm must avoid visiting the same state multiple times, MCTS for graph search marks certain nodes as *locked*, and excludes them from the selection candidates. A node is locked either (1) when a node is a dead-end that will never reach a goal (detected by having no applicable actions, by a heuristic function, or other facilities), (2) when there is a node with the same state in the search tree with a smaller g-value, (3) when all of its children are locked, or (4) when a node is a goal (relevant in an anytime iterated search setting (Richter et al., 2010; 2011), but not in this paper). Thus, in the expansion step, when a generated node n has the same state as a node n' already in the search tree, MCTS discards n if $g(n) > g(n')$, else moves the subtree of n' to n and marks n' as locked. It also implicitly detects a cycle, as this is identical to the duplicate detection in Dijkstra/A*/GBFS.

The queueing step backpropagates necessary information from the leaf to the root. Efficient backpropagation uses a priority queue ordered by descending g -value. The queue is initialized with the expanded node p ; each newly generated node n that is not discarded is inserted into the queue, and if a node n' for the same state was already present in the tree it is also inserted into the queue. In each backpropagation iteration, (1) the enqueued node with the highest g -value is popped, (2) its information is updated by aggregating its children's information (including the lock status), (3) and its parent is queued.

S3. Proof of MLE

We show the maximum likelihood estimate of Gaussian, Power, and Uniform distribution Thm. 1-6. First, let us restate the definition of MLE:

Definition 1. Given i.i.d. samples $x_1, \dots, x_N \sim p(\mathbf{x}|\theta)$, the Maximum Likelihood Estimate (MLE) of the parameter θ is:

$$\begin{aligned}\hat{\theta} &= \arg \max_{\theta} p(x_1, \dots, x_N | \theta) \\ &= \arg \max_{\theta} \log p(x_1, \dots, x_N | \theta).\end{aligned}$$

Sometimes the MLE is solved by the following equation for the target parameter θ .

$$\begin{aligned}0 &= \frac{\partial}{\partial \theta} p(x_1, \dots, x_N | \theta) \\ &= \frac{\partial}{\partial \theta} \log p(x_1, \dots, x_N | \theta) \\ &= \frac{\partial}{\partial \theta} \log \prod_i p(x_i | \theta) = \frac{\partial}{\partial \theta} \sum_i \log p(x_i | \theta).\end{aligned}$$

An estimator that is obtained by maximizing some quantity is called an M -estimator. MLE is an M-estimator. Some M-estimators can be solved by setting the derivatives to zero, in which case they are called Z -estimator. Not all M-estimators are solved in this way, as seen below (l and u of Power and Uniform).

Theorem 1. Given i.i.d. $x_1, \dots, x_N \sim \mathcal{N}(\mathbf{x}|\mu, \sigma)$, the Maximum Likelihood Estimate of μ is the sample average $\hat{\mu} = \frac{1}{N} \sum_i x_i$. Similarly, the Maximum Likelihood Estimate of σ^2 is the sample variance $\frac{1}{N-1} \sum_i (x_i - \hat{\mu})^2$.

Proof. For μ ,

$$\begin{aligned}0 &= \frac{\partial}{\partial \mu} \sum_i \log \mathcal{N}(x_i | \mu, \sigma) \\ &= \frac{\partial}{\partial \mu} \sum_i \log \left(\frac{1}{\sqrt{2\pi\sigma^2}} \exp -\frac{(x_i - \mu)^2}{2\sigma^2} \right)\end{aligned}$$

$$\begin{aligned}&= \frac{\partial}{\partial \mu} \sum_i \left(-\frac{(x_i - \mu)^2}{2\sigma^2} - \log \sqrt{2\pi\sigma^2} \right) \\ &= \frac{\partial}{\partial \mu} \sum_i \left(\frac{-x_i^2 + 2\mu x_i - \mu^2}{2\sigma^2} - \log \sqrt{2\pi\sigma^2} \right) \\ &= \sum_i \frac{2x_i - 2\mu}{2\sigma^2}. \quad \therefore \hat{\mu} = \frac{\sum_i x_i}{N}.\end{aligned}$$

For σ^2 ,

$$\begin{aligned}0 &= \frac{\partial}{\partial \sigma^2} \sum_i \log \mathcal{N}(x_i | \mu, \sigma) \\ &= \frac{\partial}{\partial \sigma^2} \sum_i \log \left(\frac{1}{\sqrt{2\pi\sigma^2}} \exp -\frac{(x_i - \mu)^2}{2\sigma^2} \right) \\ &= \frac{\partial}{\partial \sigma^2} \sum_i \left(-\frac{(x_i - \mu)^2}{2\sigma^2} - \frac{\log 2\pi + \log \sigma^2}{2} \right) \\ &= \sum_i \left(\frac{(x_i - \mu)^2}{2(\sigma^2)^2} - \frac{1}{2\sigma^2} \right). \\ \therefore \hat{\sigma}^2 &= \frac{\sum_i (x_i - \mu)^2}{N} = \frac{\sum_i (x_i - \hat{\mu})^2}{N-1}.\end{aligned}$$

□

Theorem 2. Given i.i.d. $x_1, \dots, x_N \sim \text{Pow}(\mathbf{x}|u, a)$, $\hat{u} = \max_i x_i$ and $\hat{a} = (\log \hat{u} - \frac{1}{N} \sum_i \log x_i)^{-1}$.

Proof. For u , we cannot use the differentiation-based proof. Instead, we maximize the log likelihood directly.

$$\begin{aligned}&\sum_i \log \text{Pow}(x_i | u, a) \\ &= \sum_i \log \frac{a x_i^{a-1}}{u^a} \\ &= \sum_i (\log a + (a-1) \log x_i - a \log u).\end{aligned}$$

The value of u that maximizes this formula is the infimum of possible values u can take. Since $\forall i; x_i \leq u$, $u = \max_i x_i$.

For a ,

$$\begin{aligned}0 &= \frac{\partial}{\partial a} \sum_i \log \text{Pow}(x_i | u, a) \\ &= \frac{\partial}{\partial a} \sum_i \log \frac{a x_i^{a-1}}{u^a} \\ &= \frac{\partial}{\partial a} \sum_i (\log a + (a-1) \log x_i - a \log u) \\ &= \sum_i \left(\frac{1}{a} + \log x_i - \log u \right). \\ \therefore a &= (\log u - \frac{1}{N} \sum_i \log x_i)^{-1}.\end{aligned}$$

□

Theorem 3. Given i.i.d. $x_1, \dots, x_N \sim U(x|l, u)$, $\hat{u} = \max_i x_i$ and $\hat{l} = \min_i x_i$.

Proof. For u , we cannot use the differentiation-based proof. Instead, we maximize the log likelihood directly.

$$\begin{aligned} & \sum_i \log U(x_i|l, u) \\ &= \sum_i \log \frac{1}{u-l} \\ &= \sum_i -\log(u-l). \end{aligned}$$

The value of u that maximizes this formula is the infimum of possible values u can take. Since $\forall i; x_i \leq u$, $u = \max_i x_i$.

Similarly, the value of l that maximizes this formula is the supremum of possible values l can take. Since $\forall i; l \leq x_i$, $l = \min_i x_i$. □

Algorithm 1 High-level general MCTS. **Input:** Root node r , successor function S , NEC f , heuristic function h , priority queue Q sorted by g . Initialize $\forall n; g(n) \leftarrow \infty$.

```

while True do
  Parent  $p \leftarrow r$ 
  while not leaf  $p$  do    # Selection
     $p \leftarrow \arg \min_{n \in S(p)} f(n)$ 
   $Q \leftarrow \{p\}$ 
  for  $n \in S(p)$  do    # Expansion
    return  $n$  if  $n$  is goal.    # Early goal detection
    if  $\exists n'$  already in tree with same state  $s_{n'} = s_n$  then
      if  $g(n) > g(n')$  then
        continue
      Lock  $n'$ ,  $S(n) \leftarrow S(n')$ ,  $Q \leftarrow Q \cup \{n, n'\}$ 
    else
      Compute  $h(s_n)$     # Evaluation
       $Q \leftarrow Q \cup \{n\}$ 
  while  $n \leftarrow Q.\text{POPMAX}()$  do    # Backpropagation
    Update  $n$ 's statistics and lock status
     $Q \leftarrow Q \cup \{n\}'\text{parent}\}$ 

```

S4. Proof of Bandit Algorithms

To help understand the proof of various confidence bounds, we first describe the general procedure for proving the regret of bandit algorithms, demonstrate the proof of UCB1 using this scheme, then finally show the proof of other bandits.

The ingredients for proving an upper/lower confidence bound are as follows:

- **Ingredient 1: The main term and the exploration term.** For example, in the standard UCB1 (Auer et al., 2002), the *main term* is the empirical mean $\hat{\mu}$ while the *exploration term* is $c\sqrt{\frac{2\log T}{n_i}}$. Their forms are heavily affected by the proof of the upper bound on the regret, therefore it is not like you can use an arbitrary exploration term you came up with.
- **Ingredient 2: A specification of reward distributions.** For example, in the standard UCB1 (Auer et al., 2002), one assumes a reward distribution bounded in $[0, b]$. Different algorithms assume different reward distributions, and in general, more information about the distribution gives a tighter bound (and faster convergence). For example, one can assume an unbounded distribution with known variance, etc.
- **Ingredient 3: A concentration inequality.** It is also called a tail probability bound. For example, in the standard UCB1, one uses Hoeffding's inequality. Different algorithms use different inequalities to prove the bound, based on what reward distribution it assumes and what main term it uses. Examples include the Chernoff bound, Chebishev's inequality, Bernstein's inequality, Bennett's inequality, etc. Note that the inequality may be two-sided or one-sided.

The general procedure for proving the bound is as follows.

1. Let the main term be a random variable X_n and the exploration term be δ . Then write down the concentration inequality for X_n as follows.
 - $P(|X_n - \mathbb{E}[X_n]| \geq \delta) \leq F(\delta)$. (two-sided)

F is an inequality-specific formula. If necessary, simplify the inequality based on the assumptions made in the reward distribution, e.g., bounds, mean, variance.
2. Expand $|X_n - \mathbb{E}[X_n]| \geq \delta$ into $\delta \geq X_n - \mathbb{E}[X_n] \geq -\delta$.
3. Change the notations to model the bandit problem because each concentration inequality is a general statement about RVs. Before this step, the notation was:
 - n (number of samples)

- X_n is a function of i.i.d. random variables (x_1, \dots, x_n)
- $\mathbb{E}[X_n] = \mathbb{E}[x_1] = \dots = \mathbb{E}[x_n]$ is assumed.

For example,

- $\mu_n = \frac{1}{n} \sum_{i=1}^n x_i$
- $\mathbb{E}[\mu_n] = \mathbb{E}[x_1] = \dots = \mathbb{E}[x_n]$

After the change, they correspond to:

- n_i (number of pulls of arm i).
- \hat{X}_i (empirical value of arm i from n_i pulls),
- X_i (true value of arm i).

For example,

- $\hat{\mu}_i$ (sample mean of arm i from n_i pulls),
- μ_i (true mean of arm i),

4. Let i be a suboptimal arm, $*$ be an optimal arm, $UCB_i = \hat{\mu}_i + \delta$, and $LCB_i = \hat{\mu}_i - \delta$. Derive the relationship between δ and the gap $\Delta_i = \mu_i - \mu_*$ so that the following conditions for the best arm holds:

- $UCB_i \leq UCB_*$ (for maximization)
- $LCB_i \geq LCB_*$ (for minimization)

This results in $2\delta \leq \Delta_i$.

5. Replace the δ with the exploration term. For example, in UCB1, $\delta = \sqrt{\frac{2\log T}{n_i}}$.
6. Derive the lower bound L for n_i from $2\delta \leq \Delta_i$.
7. Find the upper-bound of the probability of selecting a sub-optimal arm i . This is typically done by a union-bound argument.
8. Derive the upper bound of the expected number of pulls $\mathbb{E}[n_i]$ of a suboptimal arm i using a triple loop summation. This is typically the heaviest part that needs mathematical tricks. The tricks do not seem generally transferable between approaches.

9. Finally, derive an upper bound of the regret $TX_* - \sum_{i=1}^K X_i \mathbb{E}[n_i]$ by

$$TX_* - \sum_{i=1}^K X_i \mathbb{E}[n_i] = \sum_{i=1}^K (X_* - X_i) \mathbb{E}[n_i] = \sum_{i=1}^K \Delta_i \mathbb{E}[n_i].$$

S5. The Proof of UCB1

Now we prove the logarithmic upper bound of the cumulative regret of the UCB1 $\hat{\mu}_i - c\sqrt{\frac{2\log T}{n_i}}$ where $\hat{\mu}_i$ is the empirical mean of samples from arm i , n_i is the number of pulls from arm i , and $T = \sum_{i=1}^K n_i$ is the total pulls from all K arms.

1. UCB1 assumes a reward distribution with a known bound. For such a distribution, we can use Hoeffding's inequality. Given RVs $x_1 \dots x_n$, where $x_i \in [l_i, u_i]$, and their sum $S_n = \sum_{i=1}^n x_i$,

$$P(|S_n - \mathbb{E}[S_n]| \geq \epsilon) \leq 2 \exp - \frac{2\epsilon^2}{\sum_{i=1}^n (u_i - l_i)^2}.$$

Using $\delta = \frac{\epsilon}{n}$ and $\mu_n = \frac{S_n}{n}$,

$$P(|\mu_n - \mathbb{E}[\mu_n]| \geq \delta) \leq 2 \exp - \frac{2n^2\delta^2}{\sum_{i=1}^n (u_i - l_i)^2}.$$

UCB1 assumes x_i are i.i.d. copies, thus $\forall i; u_i - l_i = c$.

$$P(|\mu_n - \mathbb{E}[\mu_n]| \geq \delta) \leq 2 \exp - \frac{2n^2\delta^2}{nc^2} = 2 \exp - \frac{2n\delta^2}{c^2}.$$

2. Expanding the two-sided error:

$$\delta \geq \mu_n - \mathbb{E}[\mu_n] \geq -\delta.$$

3. Changing the notation:

$$\delta \geq \hat{\mu}_i - \mu_i \geq -\delta.$$

4. Adding $\mu_i - \delta$ to both sides,

$$\mu_i \geq \hat{\mu}_i - \delta = \text{LCB}_i(T, n_i) \geq \mu_i - 2\delta.$$

Substituting $i = *$ (optimal arm), the first inequality is

$$\mu_* \geq \hat{\mu}_* - \delta = \text{LCB}_*(T, n_*).$$

Assuming $2\delta \leq \Delta_i = \mu_i - \mu_*$, the second inequality is

$$\text{LCB}_i(T, n_i) \geq \mu_i - 2\delta \geq \mu_i - \Delta_i = \mu_*.$$

Therefore

$$\text{LCB}_i(T, n_i) \geq \mu_* \geq \text{LCB}_*(T, n_*).$$

5. Let $\delta = c\sqrt{\frac{2\log T}{n_i}}$. Then

$$P(\mu_{n_i} - \mathbb{E}[\mu_{n_i}] \geq \delta) \leq \exp - \frac{2n_i c^2 \frac{2\log T}{n_i}}{c^2} = T^{-4}.$$

6. From $2\delta \leq \Delta_i$, considering n_i is an integer,

$$\begin{aligned} 2c\sqrt{\frac{2\log T}{n_i}} \leq \Delta_i &\Leftrightarrow 4c^2 \frac{2\log T}{n_i} \leq \Delta_i^2 \\ &\Leftrightarrow \frac{8c^2 \log T}{\Delta_i^2} \leq \left\lceil \frac{8c^2 \log T}{\Delta_i^2} \right\rceil = L \leq n_i. \end{aligned}$$

7. $\text{LCB}_i(T, n_i) \geq \mu_* \geq \text{LCB}_*(T, n_*)$ does not hold when either inequality does not hold. $\text{LCB}_i(T, n_i) \geq \mu_*$ does not hold with probability less than T^{-4} . $\mu_* \geq \text{LCB}_i(T, n_*)$ does not hold with probability less than T^{-4} . Thus, by union-bound (probability of disjunctions),

$$P(\text{LCB}_i(T, n_i) \leq \text{LCB}_*(T, n_*)) \leq 2T^{-4}.$$

8. Assume we followed the UCB1 strategy, i.e., we pulled the arm that minimizes the LCB. The expected number of pulls $\mathbb{E}[n_i]$ from a suboptimal arm i is as follows. Note that for K arms, every arm is at least pulled once.

$$\begin{aligned} \mathbb{E}[n_i] &= 1 + \sum_{t=K+1}^T P(i \text{ is pulled at time } t) \\ &\leq L + \sum_{t=K+1}^T P(i \text{ is pulled at time } t \wedge n_i > L) \\ &= L + \sum_{t=K+1}^T P(\forall j; \text{LCB}_j(t, n_j) \geq \text{LCB}_i(t, n_i)) \\ &\leq L + \sum_{t=K+1}^T P(\text{LCB}_*(t, n_*) \geq \text{LCB}_i(t, n_i)) \\ &\leq L + \sum_{t=K+1}^T P(\exists u, v; \text{LCB}_*(t, u) \geq \text{LCB}_i(t, v)) \\ &\leq L + \sum_{t=K+1}^T \sum_{u=1}^{t-1} \sum_{v=L}^{t-1} P(\text{LCB}_*(t, u) \geq \text{LCB}_i(t, v)) \\ &\leq L + \sum_{t=K+1}^T \sum_{u=1}^{t-1} \sum_{v=L}^{t-1} 2t^{-4} \\ &\leq L + \sum_{t=1}^{\infty} \sum_{u=1}^t \sum_{v=1}^t 2t^{-4} = L + \sum_{t=1}^{\infty} t^2 \cdot 2t^{-4} \\ &= L + 2 \sum_{t=1}^{\infty} t^{-2} = L + 2 \cdot \frac{\pi}{6} = L + \frac{\pi}{3} \\ &\leq c^2 \frac{8\log T}{\Delta_i^2} + 1 + \frac{\pi}{3} \quad \because [x] \leq x + 1 \end{aligned}$$

9. The regret is

$$T\mu_* - \sum_{i=1}^K \mu_i \mathbb{E}[n_i] = \sum_{i=1}^K (\mu_* - \mu_i) \mathbb{E}[n_i] = \sum_{i=1}^K \Delta_i \mathbb{E}[n_i]$$

$$\begin{aligned}
&\leq \sum_{i=1}^K \Delta_i \left(c^2 \frac{8 \log T}{\Delta_i^2} + 1 + \frac{\pi}{3} \right) \\
&\leq \sum_{i=1}^K \left(c^2 \frac{8 \log T}{\Delta_i} + \left(1 + \frac{\pi}{3} \right) \Delta_i \right).
\end{aligned}$$

S6. Preliminary for the Proof of UCB1-Normal2

Our analysis begins with a definition of Sub-Gaussian distributions.

Definition 2. (Vershynin, 2018, Proposition 2.5.2, (iv)) A distribution $p(x)$ is sub-Gaussian when

$$\exists t > 0; \mathbb{E}[\exp x^2/t^2] < 2.$$

Theorem 4. A Gaussian distribution with 0-mean $\mathcal{N}(0, \sigma^2)$ (without loss of generality) is sub-Gaussian.

Proof.

$$p(x) = \mathcal{N}(0, \sigma^2) = \frac{1}{\sqrt{2\pi\sigma^2}} \exp -\frac{x^2}{2\sigma^2}.$$

$$\begin{aligned} \mathbb{E}[\exp x^2/t^2] &= \int_{\mathbb{R}} \exp \frac{x^2}{t^2} \frac{1}{\sqrt{2\pi\sigma^2}} \exp -\frac{x^2}{2\sigma^2} dx \\ &= \frac{1}{\sqrt{2\pi\sigma^2}} \int_{\mathbb{R}} \exp -x^2 \left(\frac{1}{2\sigma^2} - \frac{1}{t^2} \right) dx \\ &= \frac{1}{\sqrt{2\pi\sigma^2}} \int_{\mathbb{R}} \exp -\frac{x^2}{C^2} dx \\ &= \frac{1}{\sqrt{2\pi\sigma^2}} \int_{\mathbb{R}} \exp -y^2 C dy \quad \left(\frac{x}{C} = y \Leftrightarrow dx = C dy \right) \\ &= \frac{C}{\sqrt{2\pi\sigma^2}} \sqrt{\pi} \\ &= \frac{C}{\sqrt{2\sigma^2}}. \end{aligned}$$

Where

$$\begin{aligned} \frac{1}{C^2} &= \frac{1}{2\sigma^2} - \frac{1}{t^2} \\ \Leftrightarrow C^2 &= \frac{2\sigma^2 t^2}{t^2 - 2\sigma^2}. \end{aligned}$$

To show $\mathbb{E}[\exp x^2/t^2] < 2$,

$$\begin{aligned} \mathbb{E}[\exp x^2/t^2] &= \frac{C}{\sqrt{2\sigma^2}} = \sqrt{\frac{t^2}{t^2 - 2\sigma^2}} < 2, \\ \Leftrightarrow t^2 &< 4(t^2 - 2\sigma^2), \\ \Leftrightarrow \frac{8}{3}\sigma^2 &< t^2. \end{aligned}$$

□

Definition 3. For a sub-Gaussian RV x ,

$$\|x\| = \inf \{t > 0 \mid \mathbb{E}[\exp x^2/t^2] < 2\}.$$

Corollary 1. For $p(x) = \mathcal{N}(0, \sigma^2)$, $\|x\| = \sqrt{\frac{8}{3}}\sigma$.

Next, we review the general Hoeffding's inequality for sub-Gaussian distributions ().

Theorem 5. For independent sub-Gaussian RVs x_1, \dots, x_n , let their sum be $S_n = \sum_{i=1}^n x_i$. Then, for any $\delta > 0$,

$$\begin{aligned} \Pr(|S_n - \mathbb{E}[S_n]| \leq \delta) &\geq 2 \exp -\frac{\delta^2}{\sum_{i=1}^n \|x_i\|^2}, \\ \Pr(S_n - \mathbb{E}[S_n] \leq \delta) &\geq \exp -\frac{\delta^2}{\sum_{i=1}^n \|x_i\|^2}, \\ \Pr(\mathbb{E}[S_n] - S_n \leq \delta) &\geq \exp -\frac{\delta^2}{\sum_{i=1}^n \|x_i\|^2}. \end{aligned}$$

(Two-sided bounds and one-sided upper/lower bounds, respectively.)

S7. The Proof of UCB1-Normal2

1. Same as UCB1.
2. According to Hoeffding's inequality for sub-Gaussian RVs $X_1 \dots X_n$ and their sum $S_n = \sum_{i=1}^n X_i$,

$$P(S_n - \mathbb{E}[S_n] \geq \epsilon) \leq \exp - \frac{\epsilon^2}{\sum_{i=1}^n \|X_i\|^2}.$$

3. Using $\delta = \frac{\epsilon}{n}$,

$$P(\mu_n - \mathbb{E}[\mu_n] \geq \delta) \leq \exp - \frac{n^2 \delta^2}{\sum_{i=1}^n \|X_i\|^2}.$$

4. We assume $X_i \sim \mathcal{N}(\mu, \sigma^2)$, thus $\|X_i\|^2 = \frac{8}{3}\sigma^2$.

$$P(\mu_n - \mathbb{E}[\mu_n] \geq \delta) \leq \exp - \frac{3n^2 \delta^2}{8n\sigma^2} = \exp - \frac{3n\delta^2}{8\sigma^2}.$$

5. Same as UCB1.

6. Same as UCB1.

7. Same as UCB1.

8. Let $\delta = \hat{\sigma}\sqrt{\log T}$. Then

$$P(A : \mu_{n_i} - \mathbb{E}[\mu_{n_i}] \geq \delta) \leq \exp - \frac{3n_i \hat{\sigma}^2 \log T}{8\sigma^2} = T^{-\frac{3n_i \hat{\sigma}^2}{8\sigma^2}}.$$

The trick starts here. The formula above is problematic because we do not know the true variance σ^2 . However, if event $B : \frac{n_i \hat{\sigma}^2}{\sigma^2} \geq X$ holds for some $X > 0$, we have

$$T^{-\frac{3n_i \hat{\sigma}^2}{8\sigma^2}} \leq T^{-\frac{3}{8}X}.$$

One issue with this approach is that the two events A, B may be correlated. To address the issue, we further upper-bound the probability by union-bound. Let $P(B) = \alpha$ which is close to 1. Then

$$\begin{aligned} P(\neg(A \wedge B)) &= P(\neg A \vee \neg B) \leq P(\neg A) + P(\neg B). \\ 1 - P(A \wedge B) &\leq 1 - P(A) + P(\neg B). \\ P(A) &\leq P(A \wedge B) + P(\neg B). \\ \therefore P(\mu_{n_i} - \mathbb{E}[\mu_{n_i}] \geq \delta) &\leq T^{-\frac{3}{8}X} + 1 - \alpha. \end{aligned}$$

We next obtain X that satisfies $P(B) = \alpha$. We use the fact that $\frac{n_i \hat{\sigma}^2}{\sigma^2}$ follows a Chi-Squared distribution $\chi^2(n_i)$ with a degree of freedom n_i . Then $X = \chi_{1-\alpha, n_i}^2$, the upper-tail critical value of χ^2 distribution with degree of freedom n_i and significance level α , because

$$\begin{aligned} P(\neg B) &= P\left(\frac{n_i \hat{\sigma}^2}{\sigma^2} < \chi_{1-\alpha, n_i}^2\right) \\ &= \chi^2\left(\frac{n_i \hat{\sigma}^2}{\sigma^2} < \chi_{1-\alpha, n_i}^2 \mid n_i\right) = 1 - \alpha. \end{aligned}$$

9. From $2\delta \leq \Delta_i$, assuming n_i is an integer and $n_i \geq 2$,

$$\begin{aligned} \Delta_i^2 &\geq 2\hat{\sigma}^2 \log T = \frac{2n_i \hat{\sigma}^2 \log T}{n_i} \geq \frac{2\sigma^2 \chi_{1-\alpha, n_i}^2 \log T}{n_i} \\ &\geq \frac{2\sigma^2 \chi_{1-\alpha, 2}^2 \log T}{n_i} = \frac{-4\sigma^2 \log \alpha \log T}{n_i}. \\ \therefore n_i &\geq \left\lceil \frac{-4\sigma^2 \log \alpha \log T}{\Delta_i^2} \right\rceil = L \geq \frac{-4\sigma^2 \log \alpha \log T}{\Delta_i^2}. \end{aligned}$$

Note that we used the fact that $\chi_{1-\alpha, n}^2$ is monotonically increasing for n , therefore $\chi_{1-\alpha, n}^2 \geq \chi_{1-\alpha, 2}^2$ ($n_i \geq 2$), and that $\chi_{1-\alpha, 2}^2 = -2 \log \alpha$:

$$\begin{aligned} 1 - \alpha &= \chi^2(X < \chi_{1-\alpha, n}^2 \mid n = 2) \\ &= \frac{\gamma(\frac{2}{2}, \frac{\chi_{1-\alpha, 2}^2}{2})}{\Gamma(\frac{2}{2})} = 1 - e^{-\frac{\chi_{1-\alpha, 2}^2}{2}}. \end{aligned}$$

where γ and Γ are (incomplete) Gamma functions.

10. Using the same union-bound argument used in UCB1,

$$P(\text{LCB}_i(T, n_i) \leq \text{LCB}_*(T, n_*)) \leq 2(T^{-\chi_{1-\alpha, n_i}^2} + 1 - \alpha).$$

11. Assume we followed the UCB1-Normal2 strategy. We use the same argument as UCB1. Assume we pull each arm at least M times in the beginning and $M \leq L$.

$$\begin{aligned} \mathbb{E}[n_i] &\leq L + \sum_{t=K+1}^T P(\exists u, v; \text{LCB}_*(t, u) \geq \text{LCB}_i(t, v)) \\ &\leq L + \sum_{t=K+1}^T \sum_{u=1}^{t-1} \sum_{v=L}^{t-1} 2(t^{-\frac{3}{8}\chi_{1-\alpha, v}^2} + 1 - \alpha) \\ &\leq L + \sum_{t=K+1}^T \sum_{u=1}^{t-1} \sum_{v=L}^{t-1} 2(t^{-\frac{3}{8}\chi_{1-\alpha, M}^2} + 1 - \alpha) \\ &\leq L + \sum_{t=K+1}^T \sum_{u=1}^t \sum_{v=1}^t 2(t^{-\frac{3}{8}\chi_{1-\alpha, M}^2} + 1 - \alpha) \\ &= L + \sum_{t=K+1}^T 2(t^{2-\frac{3}{8}\chi_{1-\alpha, M}^2} + (1 - \alpha)t^2) \\ &\leq L + 2 \sum_{t=1}^{\infty} t^{2-\frac{3}{8}\chi_{1-\alpha, M}^2} + 2(1 - \alpha) \sum_{t=1}^T t^2 \\ &= L + 2C + 2(1 - \alpha) \frac{T(T+1)(2T+1)}{6} \\ &\leq \frac{-4\sigma^2 \log \alpha \log T}{\Delta_i^2} + 1 \quad (\because \lceil x \rceil \leq x + 1) \\ &\quad + 2C + \frac{(1 - \alpha)T(T+1)(2T+1)}{3}. \end{aligned}$$

C is a convergent series when

$$2 - \frac{3}{8}\chi_{1-\alpha, M}^2 < -1 \Leftrightarrow 8 < \chi_{1-\alpha, M}^2.$$

You can look up the value of M that guarantees this condition from a numerically computed, so-called χ^2 -*table* (Table S1). For example, with $\alpha = 0.99$, $8 < \chi^2_{0.01, M}$, thus $M \geq 2$, and with $\alpha = 0.9$, $8 < \chi^2_{0.1, M}$, thus $M \geq 5$. However, the value of α depends on the problem and is unknown prior to solving the problem.

12. Omitted.

$\alpha \backslash n$	0.995	0.99	0.975	0.95	0.90	0.10	0.05	0.025	0.01	0.005
1	—	—	0.001	0.004	0.016	2.706	3.841	5.024	6.635	7.879
2	0.010	0.020	0.051	0.103	0.211	4.605	5.991	7.378	9.210	10.597
3	0.072	0.115	0.216	0.352	0.584	6.251	7.815	9.348	11.345	12.838
4	0.207	0.297	0.484	0.711	1.064	7.779	9.488	11.143	13.277	14.860
5	0.412	0.554	0.831	1.145	1.610	9.236	11.070	12.833	15.086	16.750
6	0.676	0.872	1.237	1.635	2.204	10.645	12.592	14.449	16.812	18.548
7	0.989	1.239	1.690	2.167	2.833	12.017	14.067	16.013	18.475	20.278
8	1.344	1.646	2.180	2.733	3.490	13.362	15.507	17.535	20.090	21.955
9	1.735	2.088	2.700	3.325	4.168	14.684	16.919	19.023	21.666	23.589
10	2.156	2.558	3.247	3.940	4.865	15.987	18.307	20.483	23.209	25.188
11	2.603	3.053	3.816	4.575	5.578	17.275	19.675	21.920	24.725	26.757
12	3.074	3.571	4.404	5.226	6.304	18.549	21.026	23.337	26.217	28.300
13	3.565	4.107	5.009	5.892	7.042	19.812	22.362	24.736	27.688	29.819
14	4.075	4.660	5.629	6.571	7.790	21.064	23.685	26.119	29.141	31.319
15	4.601	5.229	6.262	7.261	8.547	22.307	24.996	27.488	30.578	32.801
16	5.142	5.812	6.908	7.962	9.312	23.542	26.296	28.845	32.000	34.267
17	5.697	6.408	7.564	8.672	10.085	24.769	27.587	30.191	33.409	35.718
18	6.265	7.015	8.231	9.390	10.865	25.989	28.869	31.526	34.805	37.156
19	6.844	7.633	8.907	10.117	11.651	27.204	30.144	32.852	36.191	38.582
20	7.434	8.260	9.591	10.851	12.443	28.412	31.410	34.170	37.566	39.997
21	8.034	8.897	10.283	11.591	13.240	29.615	32.671	35.479	38.932	41.401
22	8.643	9.542	10.982	12.338	14.041	30.813	33.924	36.781	40.289	42.796
23	9.260	10.196	11.689	13.091	14.848	32.007	35.172	38.076	41.638	44.181
24	9.886	10.856	12.401	13.848	15.659	33.196	36.415	39.364	42.980	45.559
25	10.520	11.524	13.120	14.611	16.473	34.382	37.652	40.646	44.314	46.928
26	11.160	12.198	13.844	15.379	17.292	35.563	38.885	41.923	45.642	48.290
27	11.808	12.879	14.573	16.151	18.114	36.741	40.113	43.195	46.963	49.645
28	12.461	13.565	15.308	16.928	18.939	37.916	41.337	44.461	48.278	50.993
29	13.121	14.256	16.047	17.708	19.768	39.087	42.557	45.722	49.588	52.336
30	13.787	14.953	16.791	18.493	20.599	40.256	43.773	46.979	50.892	53.672
40	20.707	22.164	24.433	26.509	29.051	51.805	55.758	59.342	63.691	66.766
50	27.991	29.707	32.357	34.764	37.689	63.167	67.505	71.420	76.154	79.490
60	35.534	37.485	40.482	43.188	46.459	74.397	79.082	83.298	88.379	91.952
70	43.275	45.442	48.758	51.739	55.329	85.527	90.531	95.023	100.425	104.215
80	51.172	53.540	57.153	60.391	64.278	96.578	101.879	106.629	112.329	116.321
90	59.196	61.754	65.647	69.126	73.291	107.565	113.145	118.136	124.116	128.299
100	67.328	70.065	74.222	77.929	82.358	118.498	124.342	129.561	135.807	140.169

Table S1. $\chi^2_{\alpha,n}$ table.

S8. The Proof of UCB1-Uniform/Power

Recall the definitions of various LCBs.

LCB1 _i	=	$\hat{\mu}$	—	c	$\sqrt{(2 \log T)/n_i}$
LCB1-Normal _i	=	$\hat{\mu}$	—	$\hat{\sigma}$	$\sqrt{(16 \log T)/n_i}$
LCB1-Normal2 _i	=	$\hat{\mu}$	—	$\hat{\sigma}$	$\sqrt{2 \log T}$
LCB1-Uniform _i	=	$\frac{\hat{u} + \hat{l}}{2}$	—	$(\hat{u} - \hat{l})$	$\sqrt{2n_i \log T}$
LCB1-Power _i	=	$\frac{\hat{u}\hat{a}}{\hat{a}+1}$	—	\hat{u}	$\sqrt{2n_i \log T}$

In the definition of UCB1/UCB1-Normal, the main estimate $\hat{\mu}$ is defined by the sum of i.i.d. random variables for individual rewards, which made it possible to use Hoeffding's inequality in its proof for regret bounds. In contrast, the main estimate $\frac{\hat{u} + \hat{l}}{2}$ and $\frac{\hat{u}\hat{a}}{\hat{a}+1}$ of UCB1-Uniform/Power are not defined from the sum of data points, i.e., $\hat{l} = \min_i x_i$ uses a minimum, $\hat{u} = \max_i x_i$ uses a maximum, and $\hat{a} = (\log \hat{u} - \frac{1}{N} \sum_i \log x_i)^{-1}$ uses both a maximum and a logarithmic sum. To handle these cases, we need concentration inequalities for more general functions other than sums. Among many concentration inequalities for general functions (e.g., Efron-Stein inequality, Han's inequality, logarithmic Sobolev inequality (Boucheron et al., 2013)), we found that *bounded differences inequality* (Boucheron et al., 2013) can be used as the basis of the proof of UCB1-Power and UCB1-Uniform.

S8.1. Preliminary: Bounded Difference Inequality

To use the inequality, we must assume a function with bounded differences, so let's define it first.

Definition 4 (Functions with Bounded Differences). A n -ary function $g : X^n \rightarrow \mathbb{R}$ for a set X has a bounded difference when, for all $1 \leq i \leq n$, there exists a constant $c_i \in \mathbb{R}$ such that

$$\max_{y \in X} \left| g(\dots, x_{i-1}, x_i, x_{i+1}, \dots) - g(\dots, x_{i-1}, y, x_{i+1}, \dots) \right| < c_i.$$

Note that an MLE of a parameter obtained from n sample points (x_1, \dots, x_n) are n -ary function. Moreover, quantities defined from the parameters obtained by MLE are also one of them. For example, the MLE is u in $U(l, u)$ is $\hat{u} = \max_i x_i$, which is a function of (x_1, \dots, x_n) , and the mean $\frac{\hat{l} + \hat{u}}{2}$ of the fitted distribution $U(\hat{l}, \hat{u})$ is also a function of (x_1, \dots, x_n) .

When the distribution function of a random variable has bounded differences, then we can bound its tail probability as follows. This inequality generalizes Hoeffding's inequality by $g(x_1, \dots, x_n) = \sum_{i=1}^n x_i$.

Theorem 6 (Bounded Differences Inequality). When a n -ary function $g : X^n \rightarrow \mathbb{R}$ for a set X has a bounded difference c_1, \dots, c_n for each argument, let $C = \sum_{i=1}^n c_i^2$. Then

a random variable $z_n = g(x_1, \dots, x_n)$ satisfies

$$P(|z_n - \mathbb{E}[z_n]| \geq \delta) \leq \exp -2\delta^2/C.$$

Theorem 7 (Hoeffding's Inequality). Given random variables $x_i \in [a, b]$, let their sum be $S_n = \sum_{i=1}^n x_i$ and $C = \sum_{i=1}^n |b_i - a_i|^2$. Then S_n satisfies

$$P(|S_n - \mathbb{E}[S_n]| \geq \delta) \leq \exp -2\delta^2/C.$$

Due to the similarity of the form, once we show that the quantities used in LCB-Uniform/Power have bounded difference, it is straightforward to prove their regret.

S8.2. Preliminary: Order Statistics

The proof of UCB1-Uniform relies on several theorems in order statistics ().

Definition 5 (Order Variable). Assume n random variables x_1, \dots, x_n . Let $x_{(k)}$ denote a k -th order variable defined as

$$x_{(k)} = \text{the } k\text{-th largest of } x_1, \dots, x_n.$$

In other words, $x_{(1)} \leq x_{(2)} \leq \dots \leq x_{(n)}$, where $x_{(1)}$ is the smallest and $x_{(k)}$ is the largest.

Definition 6 (Range Variable). Given order variables $x_{(1)}, \dots, x_{(n)}$, a range variable is $R_n = x_{(n)} - x_{(1)}$.

Lemma 1 (CDF of range variable []). Assume n i.i.d. random variables x_1, \dots, x_n with a CDF F and a PDF f . The cumulative distribution function of R_n is given by

$$P(R_n < r) = n \int (F(x+r) - F(x))^{n-1} f(x) dx.$$

S8.3. The Proof of UCB1-Uniform

To prove the regret bound for UCB1-Uniform, we first prove two lemmas.

Lemma 2 (CDF of range variable for $U(0, 1)$). Assume n i.i.d. random variables $x_1, \dots, x_n \sim U(0, 1)$. The cumulative distribution function of R_n is $P(R_n < r) = nr^{n-1}$.

Proof. $P(R_n < r)$

$$\begin{aligned} &= n \int_0^1 ((x+r) - x)^{n-1} \cdot 1 \cdot dx \\ &= n \int_0^1 r^{n-1} dx = n[r^{n-1}x]_0^1 = nr^{n-1}(1-0) = nr^{n-1}. \end{aligned}$$

□

Lemma 3. Assume i.i.d. RVs $x_1, \dots, x_n \sim U(l, u)$, $x_{(1)} = \hat{l}$ and $x_{(n)} = \hat{u}$. Then $z_n = g(x_1, x_2, \dots, x_n) = \frac{\hat{u} + \hat{l}}{2} = \frac{x_{(n)} + x_{(1)}}{2}$ has a bounded difference $u - l$.

Proof. First, $g(x_1, \dots, x_i, \dots, x_n) \in [l, u]$ because

$$l = \frac{l+l}{2} < \frac{x_{(n)} + x_{(1)}}{2} < \frac{u+u}{2} = u.$$

The same trivially holds for $g(x_1, \dots, y, \dots, x_n) \in [l, u]$ when $y \in [l, u]$. Their difference is largest when either one is u and another one is l . Thus

$$|g(\dots, x_i, \dots) - g(\dots, y, \dots)| < u - l.$$

□

This results in $C = \sum_i c_i^2 = n(u-l)^2$, therefore

$$P(A : |z_n - \mathbb{E}z_n| \geq \delta) \leq \exp - \frac{2\delta^2}{n(u-l)^2}.$$

Now we prove the upper bound of the cumulative regret of the LCB1-Uniform parameterized by g , $\text{LCB1-Uniform}_i(g) = \frac{\hat{u}_i + \hat{l}_i}{2} - (\hat{u}_i - \hat{l}_i) \sqrt{gn_i \log T}$, where \hat{u}_i, \hat{l}_i are the empirical max/min of samples from arm i , n_i is the number of pulls from arm i , and $T = \sum_{i=1}^K n_i$ is the total pulls from all K arms. Later, the best g is determined to be $g = 6$.

1. As shown above.
2. Same as UCB1.
3. Same as UCB1.
4. Same as UCB1.
5. Let $\delta = (\hat{u}_i - \hat{l}_i) \sqrt{gn_i \log T}$. and $r_i = \frac{\hat{u}_i - \hat{l}_i}{u_i - l_i} \in [0, 1]$. Then

$$\begin{aligned} P(A) &\leq \exp - \frac{2(\hat{u}_i - \hat{l}_i)^2 \cdot gn_i \log T}{n_i(u_i - l_i)^2} \\ &= \exp - 2gr_i^2 \log T = T^{-2gr_i^2}. \end{aligned}$$

The trick starts here. The value of $r_i = \frac{\hat{u}_i - \hat{l}_i}{u_i - l_i}$ is unavailable because we do not know the true bounds u_i and l_i . However, if event $B : r_i \geq X$ holds for some constant X , we would obtain a more convenient form T^{-2gX^2} :

$$P(A) \leq T^{-2gr_i^2} \leq T^{-2gX^2}.$$

Assume $P(B) = \alpha$. Note that $r_i = \frac{\hat{u}_i - \hat{l}_i}{u_i - l_i}$ is a range variable for n_i i.i.d. RVs from $U(0, 1)$. Therefore, from its CDF, for some $X \in [0, 1]$,

$$P(r_i < X) = nX^{n-1}.$$

Solving X for $P(r_i < X) = P(\neg B) = 1 - \alpha$, we obtain

$$X_{n, 1-\alpha} = \left(\frac{1-\alpha}{n} \right)^{\frac{1}{n-1}}.$$

A and B could be correlated. Using union-bound

$$\begin{aligned} P(\neg(A \wedge B)) &= P(\neg A \vee \neg B) \leq P(\neg A) + P(\neg B) \\ 1 - P(A \wedge B) &\leq 1 - P(A) + P(\neg B) \\ \therefore P(A) &\leq P(A \wedge B) + P(\neg B) \\ &= T^{-2gX_{n, 1-\alpha}^2} + 1 - \alpha. \end{aligned}$$

6. From $2\delta \leq \Delta_i$ and using the fact that n_i is an integer,

$$\begin{aligned} \Delta_i &\geq 2(\hat{u}_i - \hat{l}_i) \sqrt{gn_i \log T} \\ \Leftrightarrow \Delta_i^2 &\geq 4g(\hat{u}_i - \hat{l}_i)^2 n_i \log T \\ &= 4g(u_i - l_i)^2 r_i^2 n_i \log T \\ &\geq 4g(u_i - l_i)^2 X_{n_i, 1-\alpha}^2 n_i \log T \\ &= 4g(u_i - l_i)^2 \left(\frac{1-\alpha}{n_i} \right)^{\frac{2}{n_i-1}} n_i \log T \\ &\geq 4g(u_i - l_i)^2 \left(\frac{1-\alpha}{n_i} \right)^2 n_i \log T \\ &\quad (\because 0 < \frac{1-\alpha}{n_i} < 1, \frac{2}{n_i-1} < 2) \\ \Leftrightarrow n_i &\geq \frac{4g(u_i - l_i)^2 (1-\alpha)^2 \log T}{\Delta_i^2} \\ \therefore n_i &\geq L = \left\lceil \frac{4g(u_i - l_i)^2 (1-\alpha)^2 \log T}{\Delta_i^2} \right\rceil \end{aligned}$$

7. Using the same union-bound argument as UCB1,

$$P(\text{LCB}_i(T, n_i) \leq \text{LCB}_*(T, n_*)) \leq 2T^{-2gX_{n_i, 1-\alpha}} + 2 - 2\alpha.$$

8. For a reason explained later, we require each arm to be pulled at least M times. For a fixed α , the solution $X_{n_i, 1-\alpha}$ of X for $P(r_i < X) = 1 - \alpha$ increases monotonically as n_i increases. Therefore, $X_{n_i, 1-\alpha} \geq X_{M, 1-\alpha}$ under $n_i \geq M$. Then, using the same argument as UCB1,

$$\begin{aligned} \mathbb{E}[n_i] &\leq L + \sum_{t=1}^T t^2 (2t^{-2gX_{M, 1-\alpha}} + 2(1-\alpha)) \\ &\leq L + 2 \sum_{t=1}^{\infty} t^{2-2gX_{M, 1-\alpha}} + 2(1-\alpha) \sum_{t=1}^T t^2 \\ &\leq L + 2C + \frac{(1-\alpha)T(T+1)(2T+1)}{3} \\ &\leq \frac{8(u_i - l_i)^2 (1-\alpha)^2 \log T}{\Delta_i^2} + 1 \\ &\quad + 2C + \frac{(1-\alpha)T(T+1)(2T+1)}{3} \end{aligned}$$

$$(\cdot \cdot \lceil x \rceil \leq x + 1)$$

We introduced M because C is convergent only when the exponentiator of t is below -1 . We consider the condition in which an integer M exists for a given α . Consider:

$$\begin{aligned} 2 - 2gX_{x,1-\alpha} &= 2 - 2g\left(\frac{1-\alpha}{x}\right)^{\frac{2}{x-1}} < -1 \\ \Leftrightarrow f(x) &= x^2\left(\frac{3}{2g}\right)^{x-1} < (1-\alpha)^2 \end{aligned}$$

Since $1 - \alpha \in [0, 1]$, this is satisfiable only when $0 \leq f(x) \leq 1$. Positivity is trivial. To satisfy $\forall x \geq M; f(x) \leq 1$, it is sufficient if $f(M) \leq 1$ and $\forall x \geq M; f'(x) < 0$. From the derivative below,

$$f'(x) = x\left(\frac{3}{2g}\right)^{x-1} \left(2 + x \log \frac{3}{2g}\right),$$

this condition is achieved when $3/2g < 1$. If $g = 2$, then $f(22) > 1 > f(23)$, thus it requires too many initialization pulls: $M = 23$. For MCTS where we evaluate each node at least once, we wish to achieve $M = 2$. $g = 6$ achieves $f(2) = 1$, thus is the ideal parameter for MCTS.

9. The regret is polynomial.

$$\begin{aligned} Tz_* - \sum_{i=1}^K z_i \mathbb{E}[n_i] &= \sum_{i=1}^K (z_* - z_i) \mathbb{E}[n_i] = \sum_{i=1}^K \Delta_i \mathbb{E}[n_i] \\ &\leq \sum_{i=1}^K \Delta_i \left(\frac{4g(u_i - l_i)^2 (1-\alpha)^2 \log T}{\Delta_i^2} + 1 + 2C \right). \end{aligned}$$

S8.4. The Proof of UCB1-Power

To prove the regret bound for UCB1-Uniform, we prove three lemmas.

Lemma 4 (CDF of range variable for $\text{Pow}(a, 1)$). Assume n i.i.d. random variables $x_1, \dots, x_n \sim \text{Pow}(a, 1)$. The cumulative distribution function of R_n is not analytical.

Proof. $P(R_n < r)$

$$\begin{aligned} &= n \int_0^1 ((x+r)^a - x^a)^{n-1} a x^{a-1} dx \\ &= - \int_0^1 a n x^{a n - 1} dx + a n \int_0^1 (x+r)^{a(n-1)} x^{a-1} dx \end{aligned}$$

The first term is

$$\int_0^1 a n x^{a n - 1} dx = [x^{a n}]_0^1 = 1$$

For the second term, let $b = a(n-1)$ and $c = a-1$. If b was an integer, the Taylor expansion of $(x+r)^b$ yields

$$\int_0^1 (x+r)^b x^c dx = \int_0^1 \sum_{k=0}^{\infty} \binom{b}{k} r^{b-k} x^k x^c dx$$

where $\binom{b}{k} = \frac{b!}{k!(b-k)!}$. Since b is real, we can generalize it with Gamma function as $\binom{b}{k} = \frac{\Gamma(b+1)}{\Gamma(k+1)\Gamma(b-k+1)}$, but this has little to do with the later derivation. Continuing,

$$\begin{aligned} &= \int_0^1 \sum_{k=0}^{\infty} \binom{b}{k} r^{b-k} x^{c+k} dx = \sum_{k=0}^{\infty} \binom{b}{k} r^{b-k} \int_0^1 x^{c+k} dx \\ &= \sum_{k=0}^{\infty} \binom{b}{k} r^{b-k} \left[\frac{x^{c+k+1}}{c+k+1} \right]_0^1 = \sum_{k=0}^{\infty} \binom{b}{k} r^{b-k} \frac{1}{c+k+1}. \end{aligned}$$

Thus we obtain a non-analytical form,

$$P(R_n < r) = -1 + \sum_{k=0}^{\infty} \binom{a(n-1)}{k} r^{a(n-1)-k} \frac{1}{a+k}.$$

□

Although the CDF of R_n is not analytical, we can bound it from above.

Lemma 5 (CDF of range variable for $\text{Pow}(a, 1)$). Assume n i.i.d. random variables $x_1, \dots, x_n \sim \text{Pow}(a, 1)$. The cumulative distribution function of R_n can be bounded from above as $P(R_n < r) \leq (1+r)^{an} - r^{an} - 1$.

Proof. To bound this CDF from above,

$$P(R_n < r) = -1 + a n \int_0^1 (x+r)^{a(n-1)} x^{a-1} dx$$

$$\begin{aligned} &\leq -1 + a n \int_0^1 (x+r)^{a(n-1)} (x+r)^{a-1} dx \\ &= -1 + a n \int_0^1 (x+r)^{a n - 1} dx \\ &= -1 + [(x+r)^{a n}]_0^1 \\ &= -1 + (1+r)^{a n} - r^{a n}. \end{aligned}$$

□

Lemma 6 (Critical value of range variable for $\text{Pow}(a, 1)$). Assume n i.i.d. random variables $x_1, \dots, x_n \sim \text{Pow}(a, 1)$. The critical value r for $P(R_n < r) = 1 - \alpha$ is bounded by:

$$(2^{a n} + \alpha - 2)^{1/a n} \geq r \geq \frac{(3 - \beta)(\beta - 1)}{2n}$$

with $\beta = (2 - \alpha)^{1/a}$.

Proof. The upper-bound is shown as follows:

$$\begin{aligned} 1 - \alpha &\leq (1+r)^{a n} - r^{a n} - 1. \\ 2 - \alpha &\leq (1+r)^{a n} - r^{a n} \\ r^{a n} &\leq (1+r)^{a n} + \alpha - 2 \\ &\leq 2^{a n} + \alpha - 2 \\ r &\leq (2^{a n} + \alpha - 2)^{1/a n}. \end{aligned}$$

The lower-bound is shown as follows:

$$\begin{aligned} 1 - \alpha &\leq (1+r)^{a n} - r^{a n} - 1. \\ 2 - \alpha &\leq (1+r)^{a n} - r^{a n} \\ &\leq (1+r)^{a n}. \\ (2 - \alpha)^{1/a n} &\leq 1 + r. \\ r &\geq (2 - \alpha)^{1/a n} - 1. \end{aligned}$$

Since $1 - \alpha \in [0, 1]$, $2 - \alpha \in [1, 2]$, therefore $(2 - \alpha)^{1/a} \in [1, 2^{1/a}]$. Let $\beta = (2 - \alpha)^{1/a}$. From the Taylor expansion,

$$\begin{aligned} x^{1/n} &= 1 + \frac{x-1}{n} - \frac{(n-1)(x-1)^2}{2n^2} + \frac{(n-1)(2n-1)(x-1)^3}{3n^3} \dots \\ &= 1 + \sum_{k=1}^{\infty} (-1)^k \frac{\left(\prod_{j=1}^{k-1} (jn-1) \right) (x-1)^k}{k n^k} \\ &\geq 1 + \frac{x-1}{n} - \frac{(n-1)(x-1)^2}{2n^2}. \end{aligned}$$

Using this,

$$\begin{aligned} r &\geq 1 + \frac{\beta - 1}{n} - \frac{(n-1)(\beta - 1)^2}{2n^2} - 1 \\ &= \frac{\beta - 1}{n} - \frac{(n-1)(\beta - 1)^2}{2n^2} \\ &= \frac{\beta - 1}{n} - \frac{(\beta - 1)^2}{2n} + \frac{(\beta - 1)^2}{2n^2} \end{aligned}$$

$$\geq \frac{\beta-1}{n} - \frac{(\beta-1)^2}{2n} = \frac{(3-\beta)(\beta-1)}{2n}.$$

□

Lemma 7. Assume i.i.d. RVs $x_1, \dots, x_n \sim \text{Pow}(a, u)$, $x_{(n)} = \hat{u}$ and $\hat{a} = (\log \hat{u} - \frac{1}{n} \sum_i \log x_i)^{-1}$. Then $z_n = g(x_1, x_2, \dots, x_n) = \frac{\hat{u}\hat{a}}{\hat{a}+1}$ has a bounded difference u .

Proof. First, note that $\hat{a} > 0$ because

$$\log \hat{u} - \frac{1}{n} \sum_i \log x_i = \frac{1}{n} \sum_i \log \frac{\hat{u}}{x_i} > 0.$$

Therefore

$$0 \leq z_n = \frac{\hat{u}\hat{a}}{\hat{a}+1} = \frac{\hat{u}}{1+\hat{a}^{-1}} \leq \hat{u} \leq u.$$

If we compute the bounded difference, both $g(x_1, \dots, x_i, \dots, x_n)$ and $g(x_1, \dots, y, \dots, x_n)$ are in $[0, u]$, assuming $y \in [0, u]$. Therefore, trivially

$$|g(\dots, x_i, \dots) - g(\dots, y, \dots)| < u.$$

□

This results in $C = \sum_i c_i^2 = nu^2$, therefore

$$P(A : |z_n - \mathbb{E}z_n| \geq \delta) \leq \exp - \frac{2\delta^2}{nu^2}.$$

Now we prove the upper bound of the cumulative regret of LCB1-Power_i = $\frac{\hat{u}_i \hat{a}_i}{\hat{a}_i + 1} - \hat{u}_i \sqrt{2n_i \log T}$.

1. As shown above.
2. Same as UCB1.
3. Same as UCB1.
4. Same as UCB1.
5. Let $\delta = \hat{u}_i \sqrt{2n_i \log T}$ and $r_i = \frac{\hat{u}_i}{u_i} \in [0, 1]$. Then

$$\begin{aligned} P(A) &\leq \exp - \frac{2\hat{u}_i^2 \cdot 2n_i \log T}{n_i u^2} \\ &= \exp - 4r_i^2 \log T = T^{-4r_i^2}. \end{aligned}$$

The trick starts here. The value of $r_i = \frac{\hat{u}_i}{u_i}$ is unavailable because we do not know the true bound u_i . However, if event $B : r_i \geq X$ holds for some constant X , we would obtain a more convenient form T^{-4X^2} :

$$P(A) \leq T^{-4r_i^2} \leq T^{-4X^2}.$$

Assume $P(B) = \alpha$. Note that $r_i = \frac{\hat{u}_i}{u_i}$ is a range variable for n_i i.i.d. RVs from $\text{Pow}(a, 1)$. Therefore, let $X_{n_i, 1-\alpha}$ be the critical value of the range variable CDF at $P(r_i < X) = 1 - \alpha$, even though it is not analytically available. A and B could be correlated. Using union-bound

$$\begin{aligned} P(\neg(A \wedge B)) &= P(\neg A \vee \neg B) \leq P(\neg A) + P(\neg B) \\ 1 - P(A \wedge B) &\leq 1 - P(A) + P(\neg B) \\ \therefore P(A) &\leq P(A \wedge B) + P(\neg B) \\ &= T^{-4X_{n_i, 1-\alpha}^2} + 1 - \alpha. \end{aligned}$$

6. From $2\delta \leq \Delta_i$ and using the fact that n_i is an integer,

$$\begin{aligned} \Delta_i &\geq 2\hat{u}_i \sqrt{2n_i \log T} \\ \Leftrightarrow \Delta_i^2 &\geq 8\hat{u}_i^2 n_i \log T \\ &= 8u_i^2 r_i^2 n_i \log T \\ &\geq 8u_i^2 X_{n_i, 1-\alpha}^2 n_i \log T \\ &\geq 8u_i^2 \left(\frac{(3-\beta)(\beta-1)}{2n_i} \right)^2 n_i \log T \\ &= 2u_i^2 (3-\beta)^2 (\beta-1)^2 \frac{\log T}{n_i} \\ &\quad (\because \text{Lemma. 6, lower bound}) \\ \Leftrightarrow n_i &\geq \frac{2u_i^2 (3-\beta)^2 (\beta-1)^2 \log T}{\Delta_i^2} \\ \therefore n_i &\geq L = \left\lceil \frac{2u_i^2 (3-\beta)^2 (\beta-1)^2 \log T}{\Delta_i^2} \right\rceil \end{aligned}$$

Here, $\beta = (2 - \alpha)^{1/a}$.

7. Using the same union-bound argument as UCB1,

$$P(\text{LCB}_i(T, n_i) \leq \text{LCB}_*(T, n_*)) \leq 2T^{-4X_{n_i, 1-\alpha}} + 2 - 2\alpha.$$

8. For a reason explained later, we require each arm to be pulled at least M times. For a fixed α , the solution $X_{n_i, 1-\alpha}$ of X for $P(r_i < X) = 1 - \alpha$ increases monotonically as n increases. Therefore, $X_{n_i, 1-\alpha} \geq X_{M, 1-\alpha}$ under $n_i \geq M$.

Then, using the same argument as UCB1,

$$\begin{aligned} \mathbb{E}[n_i] &\leq L + \sum_{t=1}^T t^2 (2t^{-4X_{M, 1-\alpha}} + 2(1 - \alpha)) \\ &\leq L + 2 \sum_{t=1}^{\infty} t^{2-4X_{M, 1-\alpha}} + 2(1 - \alpha) \sum_{t=1}^T t^2 \\ &\leq L + 2C + \frac{(1 - \alpha)T(T+1)(2T+1)}{3} \\ &\leq \frac{2u^2 (3-\beta)^2 (\beta-1)^2 \log T}{\Delta_i^2} + 1 \end{aligned}$$

$$+ 2C + \frac{(1 - \alpha)T(T + 1)(2T + 1)}{3}$$

$$(\because \lceil x \rceil \leq x + 1)$$

We introduced M because C is convergent only when the exponentiator of t is below -1 . We consider the condition in which an integer M exists for a given α . Consider:

$$2 - 4X_{x,1-\alpha} < -1 \Leftrightarrow \frac{3}{4} < X_{x,1-\alpha}.$$

If some x satisfies this inequality, then it must hold

$$\frac{3}{4} < X_{x,1-\alpha} < (2^{ax} + \alpha - 2)^{1/ax}$$

$$(\because \text{Lemma. 6, upper bound})$$

$$\Leftrightarrow \left(\frac{3}{4}\right)^{ax} - 2^{ax} + 2 = f(x) < \alpha$$

$f(x)$ is monotonically decreasing. Then M is the smallest integer that satisfies this formula, i.e., $M = \inf \{x \in \mathbb{Z} | f(x) < \alpha\}$. For example, when $a = \frac{1}{2}$ and $\alpha = \frac{1}{2}$, the solution to $f(x) = \alpha$ is between 2 and 3 ($f(2) = 0.75 > \alpha = 0.5 > f(3) = -0.18$), therefore $M = 3$. M depends on unknown a and α , thus we simply assume $M = 1$ works (evaluating each node once).

9. The regret is polynomial.

$$Tz_* - \sum_{i=1}^K z_i \mathbb{E}[n_i] = \sum_{i=1}^K (z_* - z_i) \mathbb{E}[n_i] = \sum_{i=1}^K \Delta_i \mathbb{E}[n_i]$$

$$\leq \sum_{i=1}^K \Delta_i \left(\frac{2u^2(3-\beta)^2(\beta-1)^2 \log T}{\Delta_i^2} + 1 + 2C \right).$$

S9. Full Results

S9.1. Cumulative Histograms for All Heuristics and All Search Statistics

Fig.S1-S3 shows the cumulative histogram of the number of instances solved by a particular evaluation/expansion/runtime.

References

- Auer, P., Cesa-Bianchi, N., and Fischer, P. Finite-Time Analysis of the Multiarmed Bandit Problem. *Machine Learning*, 47(2-3):235–256, 2002.
- Bonet, B. and Geffner, H. Planning as Heuristic Search. *Artificial Intelligence*, 129(1):5–33, 2001.
- Boucheron, S., Lugosi, G., and Massart, P. *Concentration Inequalities: A Nonasymptotic Theory of Independence*. Oxford University Press, 2013.
- Bylander, T. A Probabilistic Analysis of Propositional STRIPS Planning. *Artificial Intelligence*, 81(1):241–271, 1996.
- Fikes, R. E., Hart, P. E., and Nilsson, N. J. Learning and Executing Generalized Robot Plans. *Artificial Intelligence*, 3(1-3):251–288, 1972. doi: 10.1016/0004-3702(72)90051-3.
- Hoffmann, J. and Nebel, B. The FF Planning System: Fast Plan Generation through Heuristic Search. *J. Artif. Intell. Res.(JAIR)*, 14:253–302, 2001. doi: 10.1613/jair.855.
- Richter, S., Thayer, J. T., and Ruml, W. The Joy of Forgetting: Faster Anytime Search via Restarting. In *Proc. of ICAPS*, 2010.
- Richter, S., Westphal, M., and Helmert, M. LAMA 2008 and 2011. In *Proc. of IPC*, pp. 117–124, 2011.
- Schulte, T. and Keller, T. Balancing Exploration and Exploitation in Classical Planning. In *Proc. of SOCS*, 2014.
- Vershynin, R. *High-Dimensional Probability: An Introduction with Applications in Data Science*. Cambridge Series in Statistical and Probabilistic Mathematics. Cambridge University Press, 2018. doi: 10.1017/9781108231596.

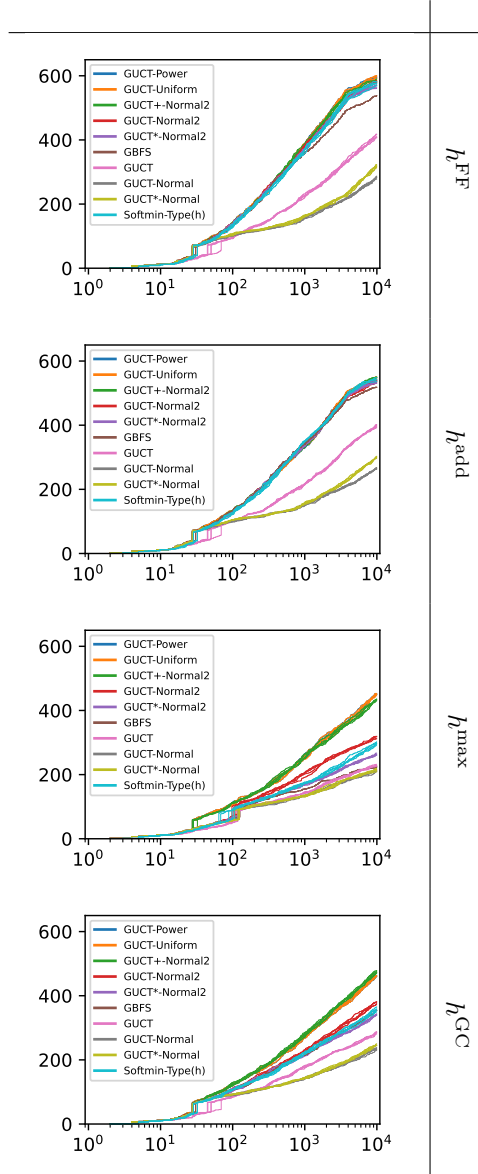


Figure S1. The cumulative histogram of the number of problem instances solved (y -axis) below a certain number of node evaluations (x -axis, 10,000 nodes maximum). Each line represents a random seed. The total numbers at the limit differ from those in other plots (this result does not limit the expansions or the runtime).

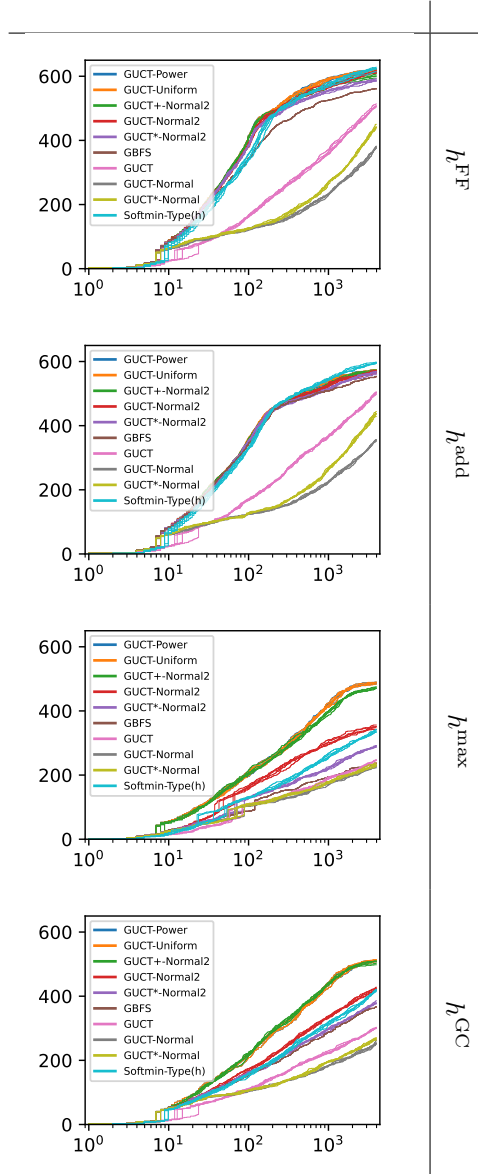


Figure S2. The cumulative histogram of the number of problem instances solved (y -axis) below a certain number of node expansions (x -axis, 4,000 nodes maximum). Each line represents a random seed. The total numbers at the limit differ from those in other plots (this result does not limit the evaluations or the runtime).

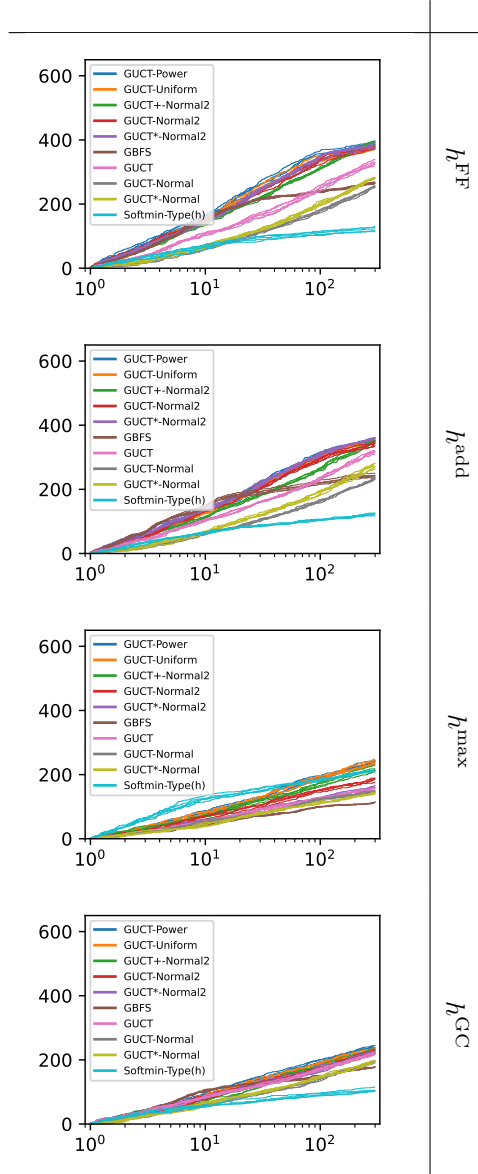


Figure S3. The cumulative histogram of the number of problem instances solved (y -axis) below a certain runtime (x -axis, 300 seconds maximum). Each line represents a random seed. The total numbers at the limit differ from those in other plots (this result does not limit the evaluations or the expansion).