

# A Declarative Query Language for Scientific Machine Learning

Hasan M. Jamil  
University of Idaho, USA  
jamil@uidaho.edu

## ABSTRACT

The popularity of data science as a discipline and its importance in the emerging economy and industrial progress dictate that machine learning be democratized for the masses. This also means that the current practice of workforce training using machine learning tools, which requires low-level statistical and algorithmic details, is a barrier that needs to be addressed. Similar to data management languages such as SQL, machine learning needs to be practiced at a conceptual level to help make it a staple tool for general users. In particular, the technical sophistication demanded by existing machine learning frameworks is prohibitive for many scientists who are not computationally savvy or well versed in machine learning techniques. The learning curve to use the needed machine learning tools is also too high for them to take advantage of these powerful platforms to rapidly advance science. In this paper, we introduce a new declarative machine learning query language, called *MQL*, for naive users. We discuss its merit and possible ways of implementing it over a traditional relational database system. We discuss two materials science experiments implemented using *MQL* on a materials science workflow system called MatFlow.

## CCS CONCEPTS

• **Computing methodologies** → **Machine learning**; *Artificial intelligence*; • **Information systems** → **Query languages**; Database design and models; • **Human-centered computing**;

## KEYWORDS

Translational semantics, declarative query language.

### ACM Reference Format:

Hasan M. Jamil. 2024. A Declarative Query Language for Scientific Machine Learning. In *Proceedings of ACM Conference (Conference'17)*. ACM, New York, NY, USA, Article 4, 12 pages. <https://doi.org/10.1145/xxxxxxx>

## 1 INTRODUCTION

In this paper, we ask the question, how difficult it is to design a declarative query language for machine learning (ML) analysis by pointing to how difficult and arcane it is to write code segments in popular ML platforms such as SciKit-Learn, Pytorch, R or TensorFlow by non ML experts? By declarative, we mean that if a language for ML that is as simple and as powerful as SQL can be designed,

can it perform the most complex analysis a modern ML algorithm can?

The current state of ML is not accessible to most of potential users of data science [29], scientists in particular, and we concur with many researchers who believe that a significant barrier exists towards exploiting ML without a declarative platform [47]. In the absence of a language similar to SQL, it is extremely difficult and unlikely for naive users and scientists alike to comprehend, let alone devise, a simple regression analysis code fragment easily executable on a machine. For example, the process to perform a clustering analysis [55] (or classification [46]) on the Boston housing dataset on Kaggle [50] is by no means an easy task even for a good computational scientist, without adequate proficiency in regression analysis. It requires exploratory data analysis, principal component analysis, and more to get a sense of the data and to make a decision about the number of clusters that are appropriate, most of which can also be performed by a smart algorithm. Then there is the issue of accuracy and selection of the best model for the analysis [5, 30, 66].

The natural question then is, are all these details necessary, at least most of the time? Could these analysis algorithms be chosen by a query processor from an abstract request for prediction, clustering or classification based on the properties of the data sets the same way relational database engines select join algorithms, aggregate function algorithms or procedures for OLAP functions? Could optimization be possible and decided by query processors in ways analogous to SQL engines?

While we do not currently have all the answers, we believe that the starting point should be the development of a suitable declarative query language for ML that will be simple in spirit and expressive enough to be able to support most, if not all, ML analysis needs on tabular data. To that end, our goal in this paper is to introduce an ML query language, called *MQL* (stands for Machine learning Query Language), capable of supporting three basic classes of ML tasks - prediction, classification and clustering. We stagger the language constructs in three tiers – data preparation (or wrangling), model construction, and ML analysis. These language constructs have distinct semantics and no inherent inter-dependencies.

Finally, as data science becomes mainstream [10] and scientists increasingly rely on ML tools almost in every areas of science and engineering (e.g., [6, 44, 53, 71]), efforts are needed to lower the entry barriers to ML tools for scientists. As various user aids emerge (e.g., visual interfaces [42, 58], natural language interfaces [56], ML tools [11, 12, 51], arresting ML application development costs [21, 28, 41] are becoming imperative. New ways must be found to reduce access and application development costs involving AI and ML. Declarative query languages reduce the access barrier, and thus costs of data analysis by allowing minimally trained experts to use ML. We believe, declarative languages also are more amenable to automated code synthesis, e.g., natural language interfaces to

Permission to make digital or hard copies of all or part of this work for personal or classroom use is granted without fee provided that copies are not made or distributed for profit or commercial advantage and that copies bear this notice and the full citation on the first page. Copyrights for components of this work owned by others than ACM must be honored. Abstracting with credit is permitted. To copy otherwise, or republish, to post on servers or to redistribute to lists, requires prior specific permission and/or a fee. Request permissions from [permissions@acm.org](mailto:permissions@acm.org).

*Conference'17, July 2017, Washington, DC, USA*

© 2024 Association for Computing Machinery.

ACM ISBN xxxxxxxxxxxx... \$15.00

<https://doi.org/10.1145/xxxxxxx>

scientific applications that can be constructed fully autonomously from software specifications, again expressed in natural language.

In the sections to follow, we first present MQL's syntax and semantics, and then discuss its merit over the contemporary declarative languages. Using two materials science experiments in our lab, we highlight how easy cost-inspiring it is to use MQL for scientific application using tabular data and traditional ML. While more research is needed to make MQL more expressive and powerful to support more sophisticated ML frameworks such as deep learning, the current edition of MQL paves the way for further extensions.

## 2 RELATED WORK

The main purpose of a declarative language to reduce the human-machine interfacing barriers by making machine instructions simple and easy to conceptualize. An all time great example of declarative languages is SQL. While this definition of declarativity is subjected to interpretation, the essence should remain. From this standpoint, a simple language for ML has to be highly abstract, and should support the so called naive users' use of ML tasks having only conceptual and rudimentary knowledge of this technology while the machines assume the bulk of the technical underpinnings and efficiency concerns [70]. Given that ML tasks are complex, involved, and require subject expertise, meeting such levels of abstraction requirements in a human-machine interfacing language, or query language, is undoubtedly a tall order.

Nonetheless, several attempts were made to simplify the use of ML technologies for the masses. Among them, AutoML [59] maybe the most prominent effort of all. While challenges remain [23], the emergence of large language models appear to address many of these challenges to some extent [69] toward democratizing ML. AutoML, or Automated Machine Learning, is a set of techniques aimed at automating the process of building ML models. The basic idea behind AutoML is to make ML more accessible to users with limited ML expertise by automating some of the complex and time-consuming tasks, such as data preprocessing, feature engineering, model selection, and hyperparameter optimization, involved in model development. By automating these tasks, AutoML aims to reduce the amount of manual effort required to build and deploy ML models, making it easier for non-experts to leverage the power of ML in their applications.

Variants of the ideas behind AutoML are also being investigated. Among them, MLBase [33] attempted to help automating the pipeline by proposing a declarative language and an optimizer to lend a hand in balancing the efficiency aspects of declarativity that usually delegates this responsibility to the system. Despite the design goal, the language they support appears to retail procedural features still and is not abstract enough compared to languages such as SQL to have a wider appeal.

An early effort to develop a simpler ML front-end was a natural language interpreter called WOLFE [65]. In approaches such as WOLFE, query understanding and mapping the intent into some form of executable code is employed, in WOLFE the code is written in TensorFlow. A similar translational approach is used in languages such as sql4ml [45], ML2SQL/MLearn [60, 61], P6 [38], MLog [39], Datalog [73], and Dyna [72]. The popularity of translational implementation of declarative languages to ML frameworks such as

TensorFlow, PyTorch or SciKit Learn is not by accident. Rather it is convenience and a desire to leverage the community investments in powerful and a large body of algorithms for ML over a few decades. While a more powerful end-to-end ML systems are developed and mature, such as SystemML [16], SystemDS [15], End-ToEndML [52], Merlion [13], VeML [36], and Relax [34], we believe these translation grounded systems will continue to play a major role in democratizing ML.

In sql4ml, an SQL like ML instruction is mapped to TensorFlow script. However, the CREATE VIEW abstraction conceived can do little to hide the subject expertise users need to state the analysis needs defeating the purpose of a declarative language for ML. The MLearn system [60] also do so using its ML2SQL mapping approach [61]. The operator creation based approach is tedious and rests significant domain knowledge burden on the users. Dyna and P6 systems bring optimization and visualization capabilities into the declarative ML landscape. A more systematic investigation to deal with performance of AutoML engines show that ML pipelines efficiency can be improved using a predictive model [76]. And in cases where automation is difficult, a human-in-the-loop approach may also help [74].

In MQL, however, we adopt a SQL-Centric approach, as opposed to DSL-Centric or UDF-Centric approaches [17] and propose an entirely new declarative language for ML in the spirit of SQL even though we too rely on a translational approach to its implementation. While we present a mapping to SciKit Learn for its implementation as a proof of concept, we note that more needs to be done to make MQL a viable system for serious ML platform. In sections 5 and 6, we will present MQL's capabilities in scientific computing, and possible improvements respectively to elaborate further.

## 3 MACHINE LEARNING QUERY LANGUAGE

With the intent to stay close to an SQL-like language, called MQL, we propose a syntax similar to SQL and design lower level operational procedures to assign a semantics to the declarative statements of MQL. MQL retains part of SQL flavor to leverage the community knowledge of SQL and reduce cognitive overload.

### 3.1 Syntax of MQL

Similar to SQL, MQL supports two basic statements – the GENERATE statement for querying tables and CONSTRUCT statement for creating a ML model. While the GENERATE statement is able to exploit an existing model, it can also operate without one by generating its own model.

**3.1.1 The GENERATE Statement.** GENERATE statement stands at the level of SQL's SELECT statement and is the main workhorse of MQL. It operates on tabular data to make predictions, categorize objects and group sets of objects into bins. It has five basic clauses – an ML class selection (one of PREDICTION, CLASSIFICATION and CLUSTER), optional object labeling, feature selection, a data set, a filter condition over the data set, and an input table of unknown cases (test set).

```
GENERATE [DISPLAY OF]
PREDICTION v [OVER s] |
CLASSIFICATION INTO L1, L2, ..., Lp [OVER s] |
CLUSTER OF k
```

```
[USING MODEL ModelName | ALGORITHM AlgorithmName]
[WITH MODEL ACCURACY P]
[LABEL B1, B2, ..., Bm]
[FEATURES A1, A2, ..., An]
FROM r1, r2, ..., rq
WHERE c]
```

In the above statement,  $r_i$  is a table over the scheme  $R_i$ ,  $c$  is a Boolean condition,  $A_i \in \cup_i R_i$ ,  $s$  is a table over the scheme  $\cup_j B_j \cup \cup_i A_i$ ,  $k$  is an integer, and  $v \in \cup_i R_i$ ,  $L_k \in \text{dom}(X)$ <sup>1</sup>. In this statement and in all the MQL statements, the vertical bar (|) means exclusive OR, and the square bracket ([]) means optional.

$v$  in the PREDICTION clause is the target variable, and  $A_i$ s are the features. The optional LABEL clause identifies attributes  $B_j$  as the object identifiers for all the three ML tasks. The CLASSIFICATION clause classifies each object  $\cup_j B_j$  into one of  $L_k$  categories. The  $k$  in CLUSTER clause is an integer expression that can include SQL aggregate functions over the tables  $r_i$ . Finally, the optional USING clause is meant to either use an existing model (MODEL option) generated using the CONSTRUCT clause (discussed next), or a specific ML algorithm (ALGORITHM option) for the generation of the model. As in SQL, WHERE is an optional clause, but unlike SQL, FROM is required. The OVER clause supplies the unknown test dataset over the scheme  $A_i \cup B_j$ . The ACCURACY option accepts a threshold within the interval (0,1).

**3.1.2 CONSTRUCT Statement.** To create an explicit model, MQL uses the CONSTRUCT statement below. It stands at a level similar to SQL's CREATE TABLE statement, but is at the data level and more functional. It is able to generate a default model for prediction, classification or clustering, optionally using a specific algorithm for supervised or unsupervised learning. The TRAIN ON parameter  $N$  (similarly TEST ON) is an integer value less than the cardinality of the table  $r$ , and can be expressed as an expression, possibly using SQL aggregate functions. While the expression for  $M$  should be such that  $N + M \leq |r|$  (where  $|r| = |r_1| \times |r_2| \times \dots \times |r_n|$ ), MQL will not object if the condition  $N + M \leq |r|$  is not met and will assign the eventual semantics entailed by these two expressions. In this statement,  $A_i$  is the feature vector over which the model is created.

```
CONSTRUCT ModelName [AS SUPERVISED | UNSUPERVISED]
FOR PREDICTION v |
CLASSIFICATION INTO L1, L2, ..., Lp |
CLUSTER OF k
[USING AlgorithmName]
[WITH MODEL ACCURACY P]
TRAIN ON N TEST ON M
FEATURES A1, A2, ..., An
FROM r1, r2, ..., rn
WHERE c
```

**3.1.3 The INSPECT Statement.** The INSPECT statement is similar to the UPDATE statement of SQL and helps editing or wrangling the tables. For attributes  $A_i$ , it allows the values in these columns to be categorized, missing values predicted, convert categories to continuous values and eliminate duplicate rows. This statement affords MQL the power to manipulate a table to make it suitable

for a potential learning task fully autonomously by a smart pre-processing engine. INSPECT returns a table with a scheme of a relation reflective of the resulting table in the FROM clause.

```
INSPECT A1 [CATEGORIZE INTO L1, L2, ..., Lx |
IMPUTE | NUMERIZE AS E | DEDUPLICATE],
A2 [CATEGORIZE INTO L1, L2, ..., Lx |
IMPUTE | NUMERIZE AS E | DEDUPLICATE], ...,
An [CATEGORIZE INTO L1, L2, ..., Lx |
IMPUTE | NUMERIZE AS E | DEDUPLICATE]
FROM r1, r2, ..., rn
WHERE c
```

## 3.2 Semantics of MQL

The semantics we assign to each of these statements are system and implementation specific. By that we mean that each system implementing these statements will play a major role in their meaning, efficiency, accuracy and performance. For example, if they are implemented in TensorFlow, as opposed to PyTorch or R, they will demonstrate different characteristics, i.e., the predictions made by underlying TensorFlow algorithms could be different from the Pytorch or SciKit-Learn based algorithms, and the prediction accuracies may vary. We consider this aspect of MQL as somewhat similar to SQL's optimization strategies. Only difference is in the case of MQL it is more about the quality of the predictions or the semantic interpretations of data. In this paper, we do not address these issues and only focus on generic semantics we expect from each of these statements.

For illustrative purposes, we use Kaggle's Boston housing market dataset [50] as our example. This data has 506 observations with 13 continuous and 1 binary attributes stored as the file *bostonHomes* with the following interpretations (partial list, full list in [50]):

- (1) CRIM - per capita crime rate by town
- (2) ZN - proportion of residential land zoned for lots over 25,000 sq.ft.
- (3) NOX - nitric oxides concentration (parts per 10 million)
- (4) DIS - weighted distances to five Boston employment centres
- (5) TAX - full-value property-tax rate per \$10,000
- (6) PTRATIO - pupil-teacher ratio by town
- (7) MEDV - Median value of owner-occupied homes in \$1000's

Many distinct analyses for this dataset by a large number of researchers point to how a smart query processor and optimizer could exploit them to develop processing strategies to meet user needs. Our goal, however, is not to delve into processing strategies or optimization opportunities except to offer these passing comments for interested readers. Instead, we refer to the Python code segment in Fig 2 that implements a linear regression model assuming a Pandas DataFrame "df" with columns *MEDV*, *CRIM*, *ZN*, *NOX*, *DIS*, *TAX*, *PTRATIO*. It splits the data into training and testing sets, standardizes the features, builds a linear regression model using SciKit-Learn, trains the model on the training set, evaluates it on the test set, and makes predictions. The number of epochs and other hyperparameters can be adjusted by a query processor for the dataset, as needed, to meet any user specified performance threshold. Similar code segments can be generated to implement the CONSTRUCT and INSPECT statements.

<sup>1</sup> $\text{dom}(X)$  is the set of elements in the domain of the column  $X$ , and  $X \in \cup_i A_i$ .

**3.2.1 Query Processing.** Compared to SQL databases, ML databases and query processing are likely more nuanced, complex, and require more user involvement in library and algorithm selection, or code customization. Query processing for MQL currently needs additional instructions beyond the Python scripts similar to the one in Fig 2, and are not explained further. A file handler has been implemented to bring data to the MQL store and link with the query processor. The directory path for the Boston housing data in CSV format can be included in the Python code segment or copied into the directory where the code is running.

The MQL query for the prediction of home values using the Boston housing data in Fig 1 can be submitted in command line mode in the MQL engine for execution. In this query, the median home value is being predicted for homes in the file *homesNew* given a subset of features in *CRIM*, *ZN*, *NOX*, *DIS*, *TAX*, *PTRATIO*. In the plot, the *HomeNo* in the file *homesNew* is used as label.

```
GENERATE DISPLAY OF
PREDICTION MEDV
OVER homesNew
LABEL HomeNo
FEATURES CRIM, ZN, NOX, DIS, TAX, PTRATIO
FROM bostonHomes
```

**Figure 1: MQL query for median home value prediction.**

**3.2.2 Results.** We assign translational semantics to the query in Fig 1 by mapping it to the SciKit-Learn program in Fig 2 for execution. In this program, we first extract the features ('CRIM', 'ZN', 'NOX', 'DIS', 'TAX', 'PTRATIO') and the target ('MEDV') from the DataFrame. We then split the data into training and testing sets using `train_test_split`. Next, we create a Linear Regression model and train it on the training data using `fit`. We then make predictions on the test set using `predict`, and evaluate the model using mean squared error (`mean_squared_error`). On execution over the slightly sparse dataset in Fig 3, it produced the plot in Fig 4(b) in which we assumed zero for missing values as shown in Fig 4(a). If imputed values are used for missing values as shown in the code in Fig 2, predictions will be slightly different. The predicted versus actual plot is shown in Fig 4(c).

## 4 IMPLEMENTATION STRATEGY

We have implemented the MQL statements using SciKit-Learn over CSV datasets. Currently, we only support one table in CSV format in the FROM clause and no WHERE clause condition is allowed<sup>2</sup>. Note that these restrictions are not a limitation of the language and does not affect its expressive power.

While the current implementation is directly using Python over CSV files on Panda, a more serious implementation in PostgreSQL using User Defined Functions (UDFs) written in SQL and PL/Python [57, 62] is underway. Once completed, we should be able to compare performance of the current file based and the PostgreSQL based approaches to implementation and comment more on how these choices influence various ML query processing parameters in ways

<sup>2</sup>This means that if data has to come from multiple tables, users will need to pre-process and create a single table.

```
import pandas as pd
df = pd.read_csv("bostonHomes.csv")
from sklearn.model_selection import train_test_split
from sklearn.linear_model import LinearRegression
from sklearn.metrics import mean_squared_error

# Assuming you have a DataFrame 'df' with columns 'MEDV',
# 'CRIM', 'ZN', 'NOX', 'DIS', 'TAX', 'PTRATIO'
# Extracting features (CRIM, ZN, NOX, DIS, TAX, PTRATIO)
# and target (MEDV)
X = df[['CRIM', 'ZN', 'NOX', 'DIS', 'TAX', 'PTRATIO']]
y = df['MEDV']

# Splitting the data into training and testing sets
X_train, X_test, y_train, y_test = train_test_split(X, y,
    test_size=0.2, random_state=42)

# Creating a linear regression model
model = LinearRegression()

# Training the model
model.fit(X_train, y_train)

# Making predictions on the test set
y_pred = model.predict(X_test)

# Evaluating the model
mse = mean_squared_error(y_test, y_pred)
print("Mean Squared Error:", mse)

# Printing the coefficients of the model
print("Coefficients:", model.coef_)

# Printing the intercept of the model
print("Intercept:", model.intercept_)

# Test set prediction
from sklearn.impute import SimpleImputer
test_samples = pd.DataFrame({
    'CRIM': [0.00632, 0.50031, np.nan, 0.02731],
    'ZN': [18, 7, 12, 0],
    'NOX': [0.538, np.nan, np.nan, 0.469],
    'DIS': [4.09, 3.20, 2.78, np.nan],
    'TAX': [296, 107, 148, 242],
    'PTRATIO': [15.3, 3.5, 11.6, np.nan]})
imputer = SimpleImputer(strategy='median')
imputer.fit(X_train)
X_test_imputed = imputer.transform(test_samples)
X_test_imputed_df = pd.DataFrame(X_test_imputed,
    columns=['CRIM', 'ZN', 'NOX', 'DIS', 'TAX', 'PTRATIO'])
predictions = model.predict(X_test_imputed_df)
# Printing the predictions
print("Predictions for the 4 test samples:", predictions)
```

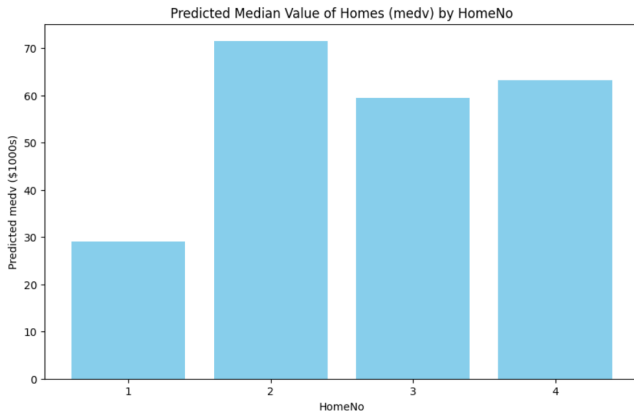
**Figure 2: SciKit-Learn Python code for MQL query in Fig 1.**

HomeNo	CRIM	ZN	NOX	DIS	TAX	PTRATIO
1	0.00632	18	0.538	4.09	296	15.3
2	0.50031	7	-	3.20	107	3.5
3	-	12	-	2.78	148	11.6
4	0.02731	0	0.469	-	242	-

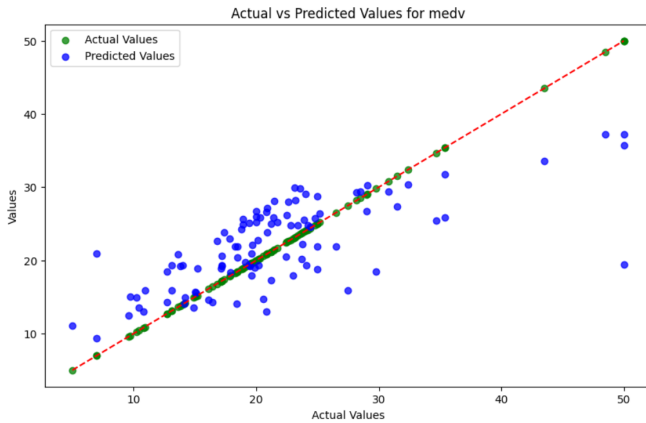
Figure 3: Test data input table *homesNew*.

HomeNo	crim	zn	nox	dis	tax	ptratio	predicted_medv
1	0.00632	18	0.538	4.09	296	15.3	29.081795
2	0.50031	7	0.000	3.20	107	3.5	71.541988
3	0.00000	12	0.000	2.78	148	11.6	59.524050
4	0.02731	0	0.469	0.00	242	0.0	63.187736

(a) homesNew assumed table.



(b) Bar plot.



(c) Predicted v actual plot.

Figure 4: Predicted home median values.

similar to P2D [27] that also takes a similar translational approach. Opportunities also exist to decide system defaults for DISPLAY OF,

data wrangling for test data (e.g., assuming zero value imputation), and so on.

### 4.1 Translational Semantics of MQL

One of the most convenient and effective implementation strategies for novel languages is to map it to a fully functional and well known language. Among the popular ML frameworks such as PyTorch, Keras, TensorFlow, XGBoost, MXNet and so, SciKit Learn probably is one of the most widely used. We choose SciKit Learn for its excellent support for tabular data analysis using traditional ML tasks, and the ease of use. In this section, we develop an algorithm  $\tau$  to assign a translational semantics to all MQL programs  $\mathcal{P}$  by mapping it to a SciKit Learn program  $\mathcal{S}$ , i.e.,  $\tau(\mathcal{P}) = \mathcal{S}$ , such that  $\mu(\mathcal{P}) \equiv \mu(\mathcal{S})$ , where  $\mu$  is a meaning function.

An MQL program essentially is a sequence of one of three MQL statements - GENERATE, CONSTRUCT or INSPECT. Therefore, the meaning of a program  $\mathcal{P}$  is the intended meaning of each of the statements in the sequence they are stated. As MQL is a context-independent language, it is easy to see that if every MQL statement  $p \in \mathcal{P}$  could be translated into a SciKit Learn program  $S_p$ , i.e.,  $\tau(p) = S_p$ , such that  $\mu(p) \equiv S_p$ , then the relationship  $\mu(\mathcal{P}) \equiv \mu(\mathcal{S})$  will hold. We therefore, design our translation function  $\tau$  to map  $\mathcal{P}$  on a case by case basis. The operational model of MQL shown in Fig 5 follows this simple implementation strategy.

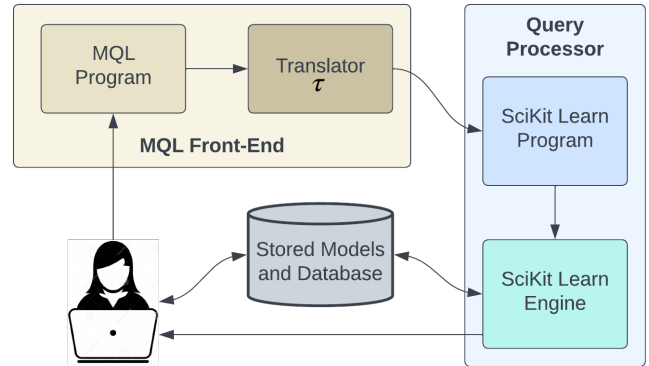


Figure 5: MQL operational model.

It should be noted that there is an inherent dependency  $\leftarrow$  among the MQL statements as follows. Although the semantics of the CONSTRUCT statements depends on the appropriate table representation conforming to the data types that can be adhered to by data wrangling operations using the INSPECT statements, MQL mandates that such an operation should be initiated by the user's program. In other words, invoking an INSPECT operation is not automatic even when CONSTRUCT  $\leftarrow$  INSPECT holds, and MQL expects the program to FAIL if CONSTRUCT is not executable due to datatype errors and not corrective step using INSPECT precedes it.

On the other hand, the dependency GENERATE  $\leftarrow$  CONSTRUCT is fully automatic. The dependency of the GENERATE statement on CONSTRUCT is manifested in two principal ways. First, when

the ALGORITHM option is used and a new model generation is required as follows.

```

GENERATE [DISPLAY OF]
PREDICTION v [OVER s] |
CLASSIFICATION INTO L1, L2, ..., Lp [OVER s] |
CLUSTER OF k
ALGORITHM AlgorithmName
[WITH MODEL ACCURACY P]
[LABEL B1, B2, ..., Bm]
FEATURES A1, A2, ..., An
FROM r1, r2, ..., rq
WHERE c

```

Or when none of the options USING or ALGORITHMS is used in the GENERATE statement indicating a default model must be generated as follows.

```

GENERATE [DISPLAY OF]
PREDICTION v [OVER s] |
CLASSIFICATION INTO L1, L2, ..., Lp [OVER s] |
CLUSTER OF k
[WITH MODEL ACCURACY P]
[LABEL B1, B2, ..., Bm]
FEATURES A1, A2, ..., An
FROM r1, r2, ..., rq
WHERE c

```

In these cases, an appropriate CONSTRUCT execution is invoked and a model is generated for use and destroyed once GENERATE ends. Note that in both cases, FEATURES option is mandatory as GENERATE needs to know which features to use.

The second way GENERATE indirectly depends on CONSTRUCT is when USING is used as follows. In this case, FEATURES need be used as a model is already built and deployed. In this case, dependency is explicitly captured using an explicit CONSTRUCT statement ahead of the GENERATE statement in the program (or executed separately and the generated model archived in the MQL system).

```

GENERATE [DISPLAY OF]
PREDICTION v [OVER s] |
CLASSIFICATION INTO L1, L2, ..., Lp [OVER s] |
CLUSTER OF k
USING MODEL ModelName
[WITH MODEL ACCURACY P]
[LABEL B1, B2, ..., Bm]

```

## 4.2 Mapping Algorithm $\tau$

We breakdown the mapping algorithm  $\tau$  into three component algorithms driven by a main driver algorithm where the translation takes off (see Alg 1). In the Algs 2 through 4, we use a function *generate(p)* that returns a set of descriptive properties of a syntactically correct MQL statement *p*. *generate* retruns the following descriptions:

- StType: returns the class of statement type – one of gen, con or ins.
- Model: in GENERATE, stored when USING MODEL, custom when ALGORITHM and default when none.

- MLtype: in GENERATE or CONSTRUCT, pred when PREDICTION, class when CLASSIFICATION and clus when CLUSTER.
- ModName: in GENERATE, ModelName when USING MODEL, NULL otherwise.
- Features: in GENERATE and CONSTRUCT,  $A_1, A_2, \dots, A_n$  when FEATURES, NULL otherwise.
- Display: in GENERATE, yes when DISPLAY OFF, no otherwise.
- Label: in GENERATE, yes when LABEL, no otherwise.
- AlgName: in GENERATE and CONSTRUCT, AlgorithmName when ALGORITHM, NULL otherwise.

In the Alg 1, we call *generate* and assign all these descriptive features of a statement *p* into a class  $\Delta$ , and pass it to the other algorithms as a decision making tool.

---

### Algorithm 1: Translator $\tau$

---

**Data:** an MQL program  $\mathcal{P}$   
**Result:** A SciKit Learn Script  $\mathcal{S}_p$

```

1 begin
2   for all  $p \in \mathcal{P}$  do
3      $\Delta \leftarrow \text{gather}(p)$ ;
4     switch  $\Delta.StType$  do
5       case gen do
6         call GENERATE( $p, \Delta$ )
7       case cons do
8         call CONSTRUCT( $p, \Delta$ )
9       case ins do
10        call INSPECT( $p, \Delta$ )
11    return

```

---

The Alg 2 for translating a GENERATE statement, uses a stored model when USING MODEL is used, otherwise it calls Alg 3 to use the functionalities of CONSTRUCT even though a CONSTRUCT statement is not explicitly requested. This is because when a stored model is not used in it, either a specific or custom model is requested using the ALGORITHM option, or none at all (default), which in both cases must be constructed, used and discarded. Note that, MQL has a default algorithm for each class of analysis, and it is not query or data dependent. This also means that use of a default algorithm is not always appropriate though results will be generated. To ensure analysis quality, WITH MODEL ACCURACY option can be used with default so that the system is able to find the best model for the intended analysis.

Alg 4 implements a quicker and shortcut instruction for SQL's UPDATE statement. It supports convenient operations not directly available in UPDATE. For example, IMPUTE or DEDUPLICATE have no UPDATE counterparts.

## 5 EXPERIMENTAL RESULTS

In this section, we discuss two scientific ML applications that were recently modeled using MQL in our materials design system MatFlow as shown in Fig 6. Our first application is a quantum dye

**Algorithm 2: GENERATE**


---

**Data:** a GENERATE Statement  $p, \Delta$   
**Result:** A SciKit Learn Script  $\mathcal{S}_p$

```

1 begin
2   switch  $\Delta.Model$  do
3     case stored do
4       switch  $\Delta.MLType$  do
5         case pred do
6           create  $\mathcal{S}_p$  for  $\Delta.ModName$  for prediction
              of  $v$  using test set  $s$ ;
7         case class do
8           create  $\mathcal{S}_p$  for  $\Delta.ModName$  for
              classification of  $v$  using test set  $s$  into
              classes  $L_1, L_2, \dots, L_p$ ;
9         case clus do
10          create  $\mathcal{S}_p$  for  $\Delta.ModName$  to create  $k$ 
              clusters using test set  $s$ ;
11       if  $\Delta.Display=yes$  then
12         include visualization instructions
13       if  $\Delta.Label=yes$  then
14         include instructions for labels  $B_1, B_2, \dots, B_m$ 
15       return
16     case custom or default or best do
17       call CONSTRUCT( $p, \Delta$ )
18   return

```

---

design experiment in which we aim to discover a new quantum dye molecule with a target extinction coefficient ( $\epsilon$ ) higher than  $250,000 M^{-1}cm^{-1}$  using inverse ML [54]. The experiment involves two steps. In the first step, we use experimental data to learn the most relevant features  $F$  that are significant contributors to high extinction coefficient of dyes. Then in the second step, we estimate the values of the features  $F$  as a directional feature vector as candidates for our target extinction coefficient. The idea is to use these candidate features to design a novel molecule using a system such as GenUI [64]. Our validation process involved finding Cyanine-5 (Cy5) as a possible quantum dye with an extinction coefficient  $\epsilon = 250,000 M^{-1}cm^{-1}$ .

The second experiment is about prediction of bending modulus  $\kappa$  of lipid bilayer membranes using experimental data. In this experiment, a meticulously curated dataset is used representing a large number of lipid bilayer membrane properties. We analyzed this data set using a graph convolutional neural network to generate a model for estimating the bending modulus of new experimental lipids with more than 78% accuracy, which is much higher than existing methods.

### 5.1 Quantum Dye Design

Quantum dyes or dots are widely used in biomedical applications such as cancer detection, medical imaging, and also in studying transport mechanisms in cells, functional heterogeneity of cells, diffusion movements of membrane transport proteins, and many

**Algorithm 3: CONSTRUCT**


---

**Data:** a CONSTRUCT Statement  $p, \Delta$   
**Result:** A SciKit Learn Script  $\mathcal{S}_p$

```

1 begin
2   create instructions to generate a table  $T(\Delta.Features)$ 
      from the FROM clause tables ;/* includes  $v$  in the
      feature set if  $\Delta.MLType=pred$  */
3   include instructions to divide table  $T$  into  $N$  training
      and  $M$  test sets;
4   switch  $\Delta.Model$  do
5     case others do
6       choose the default algorithm  $A$  for  $\Delta.MLType$ ;
7       switch  $\Delta.MLType$  do
8         case pred do
9           if  $\Delta.Model==custom$  then
10            create  $\mathcal{S}_p$  for prediction of  $v$  using
               $\Delta.AlgName$ 
11          else
12            create  $\mathcal{S}_p$  for prediction of  $v$  of
              objects in  $T$  using  $A$ 
13        case class do
14          if  $\Delta.Model==custom$  then
15            create  $\mathcal{S}_p$  for classification of objects
              in  $T$  using  $\Delta.AlgName$  and
              labels  $L_1, L_2, \dots, L_p$ 
16          else
17            create  $\mathcal{S}_p$  for classification of objects
              in  $T$  using  $A$  and labels
               $L_1, L_2, \dots, L_p$ 
18        case clus do
19          if  $\Delta.Model==custom$  then
20            create  $\mathcal{S}_p$  for classification of objects
              in  $T$  using  $\Delta.AlgName$  for  $k$  classes
21          else
22            create  $\mathcal{S}_p$  for classification of objects
              in  $T$  using  $A$  for  $k$  classes
23        return
24     case best do
25       for each algorithm  $A$  of  $\Delta.MLType$  do
26         create  $\mathcal{S}_p$  for  $\Delta.MLType$  of objects in  $T$ 
              using  $\Delta.AlgName$ ;
27         include instructions to choose the best model
              with accuracy  $\geq P$ 
28   return

```

---

similar health research. Quantum dots also play a major role in solar cells, semiconductors, light emitting devices, etc. [22]. Our partner materials science lab is interested in discovering new quantum dyes that have molar extinction coefficient ( $\epsilon$ ) higher than or equal to  $250,000 M^{-1}cm^{-1}$  [14].

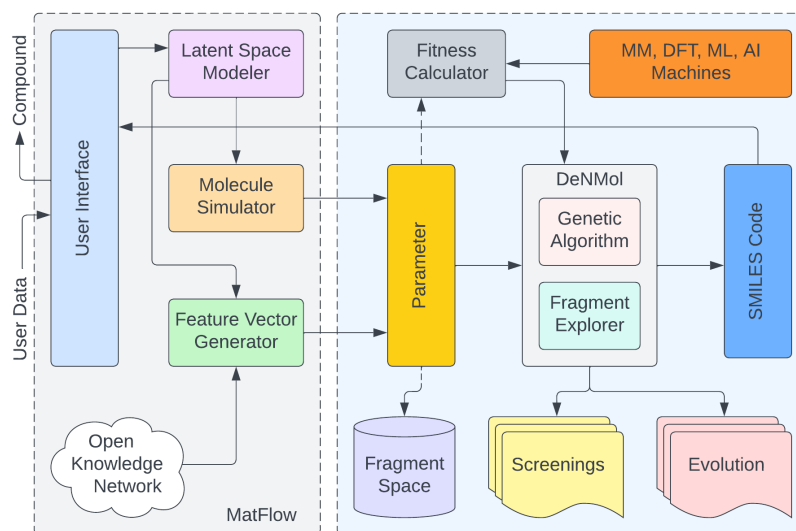


Figure 6: MatFlow architecture.

**Algorithm 4:** INSPECT**Data:** an INSPECT Statement  $p, \Delta$ **Result:** A SciKit Learn Script  $S_p$ 

```

1 begin
2   create instructions to generate a table  $T(R)$  from the
   FROM clause tables ; /* Following an SQL
   interpretation of the relations in the FROM
   clause */
3   for every attribute  $A_i$  and for every row in  $T$  do
4     generate instructions for categorize, impute,
     numerize or deduplicate
5   return

```

However,  $\epsilon$  is not the only property of quantum dyes that are of interest. Their optical properties including high quantum yield, high brightness, high stability against photobleaching, and intermittent fluorescence signals are too in general [67], making dye discovery a multi-dimensional design problem. It is actually known that the specific characteristics of quantum dyes can vary depending on the material system (such as CdSe, PbS, or InP) and the synthesis techniques employed. Quantum dyes can be engineered with different properties by modifying their size, shape, composition, and surface functionalization, offering a wide range of possibilities for tailoring their characteristics to specific applications. Thus discovering the fact that Cy5 has  $\epsilon = 250,000$  from a Google search is not sufficient [3]. In fact, many Alexa Fluor family of dyes have members with even higher  $\epsilon$  [1].

In our experiment, we use nanoHUB [43] quantum dye design data and set out to first determine which ML model  $M$  predicts the extinction coefficient  $\epsilon$  most accurately, and learn a very small dominant set of predictive features  $F$ , the latent space  $z$ , that control  $\epsilon$ . Our goal is to discover dyes that are absent in nanoHUB dataset

that have  $\epsilon \geq 150,000$ , such as Cyanine-5 (Cy5). We then query scientific literature, and scientific repositories such as PubChem [32], ChemSpider [49] or ChemDB [19] to extract the feature values  $F$  of dye molecules, and compare their predicted  $\epsilon$  by our chosen model  $M$ , and with experimental and literature reports, and validate the accuracy.

For our experiment, we generated a dataset, called DyeData, from nanoHUB over a 249 column feature space consisting of 8,802 dye objects. The feature space attributes represent important dye characteristics that are significant determinants of dipole moments ( $\mu$ ) and are used to optimize coupling within dye aggregates, especially in materials research [14]. We have integrated and explored Deep4Chem [31], PhotoChem CAD 3 [68], and Dyomics [2], in order to prepare our feature space. In addition, we utilized RDKit [4] to extract various molecular descriptors as physical properties. The context  $c$  in this set up is the extinction coefficient  $\epsilon$ .

The following INSPECT and CONSTRUCT statements are representative of a sequence operations we have performed in MatFlow. We created two models – a Random Forest model and a Linear Regression Model, from which the Random Forest model was chosen for its higher model accuracy. The discovered latent feature space  $F$  selected only 23 features from a total of 249 columns. A GENERATE statement is issued to predict the extinction coefficients of unknown dyes using the Random Forest Model. The results of this analysis can be found in [54].

The INSPECT statement below involves two CSV files – Chromophore.csv(Tag, MolarCoeff, ...) and High\_Extinction.csv(Tag, ShouldBe) with a join column named "Tag". MQL supports all SQL statements and MQL statements can be used anywhere a table is expected, and vice versa. The INSPECT and SQL statements below show a sequence of data wrangling operations during the generation of the DyeData dataset. We have used about 80% (equal to 7,040) of the total observations (8,802) in the DyeData dataset as



the training data in the GENERATE statement below, and about 20% (equal to 1,760) as the test data.

```

INSPECT ShouldBe NUMERIZE AS log(ShouldBe)
FROM High_Extinction.csv;

CREATE VIEW Temp.csv as
SELECT Tag,
CASE
WHEN ShouldBe=NULL THEN ShouldBe=MolarCoeff
END AS Epsilon
FROM FROM Chromophore.csv LEFT OUTER JOIN
High_Extinction.csv;

ALTER TABLE Chromophore.csv
DROP COLUMN MolarCoeff;

CREATE VIEW DyeData.csv as
SELECT *
FROM Chromophore.csv LEFT OUTER JOIN Temp.csv;

CONSTRUCT epsilonPred FOR
PREDICTION epsilon
USING RandomForest
TRAIN ON 7040 TEST ON 1760
FEATURES *
FROM DyeData;

GENERATE DISPLAY OF
PREDICTION epsilon OVER TestData
USING ALGORITHM LinearRegression
WITH MODEL ACCURACY 80
FEATURES *
FROM DyeData;

GENERATE DISPLAY OF
PREDICTION epsilon OVER TestData
USING MODEL RandomForest;

```

## 5.2 Membrane Bending Modulus Prediction

Lipid bilayer membranes play an important role in the functional architecture of living cells, facilitating essential processes including the transmission of signals between and within cells and the transport of substances across the cellular barrier [7]. These bilayers are dynamic structures composed of molecules with hydrophilic heads and hydrophobic tails, resulting in considerable variations in both their composition and physical properties [63]. Several factors, including molecular composition, environmental conditions, and physical state of lipids have a wide range of interactions in bilayers. These interactions make it difficult to understand and forecast the combined effects on the bilayer's properties [25].

Prediction of bending modulus of lipid membranes is important in various fields such as biophysics, biochemistry, and materials science. The bending modulus is a measure of the membrane's resistance to bending or deformation and is a crucial parameter in understanding the mechanical properties and behavior of lipid membranes and has applications in lipid design, drug discovery,

nanotechnology, material science and other biomedical applications. However, this application requires the use of graph neural networks which the current edition of MQL does not support. We thus implemented a PyTorch translation for the GENERATE statement so that we are able to use a GNN model created using PyTorch through the invocation of the following GENERATE statement as a one off demonstration of the versatility of MQL and that developing a multi-framework implementation of MQL is feasible.

```

GENERATE DISPLAY OF
PREDICTION Kappa OVER LipidTestData
USING MODEL LipidGnn;

```

## 6 DISCUSSION

In our view, there are not too many declarative ML languages that stand at the same level as MQL. By that we mean, a language that does not require users to express analysis needs using a language more akin to procedural codes. It should be readily noticed that the languages such as Dyna, ML2SQL, sql4ml, and P6 [38] though possibly are more powerful and customizable, they are closer to procedural languages such as Python or C++, and thus give an appearance and flavor of imperative programming. The CREATE FUNCTION or the CREATE OPERATOR statements and the elaborate codes in Python or C++ is a significant barrier. In contrast, we hide all proceduralities and offer a flavor of SQL like semantics.

As discussed in Sec 2, Dyna and P6 are both focused on optimization and visualization respectively, and thus declarativity is not their main focus. They are successful in code optimization and developing conceptual codes for easy visual analytics specification. They too are not truly comparable to MQL. We actually agree with Gleeson [26] and believe that declarativity should be SQL like, even for ML. Gleeson, however, encoded several ML tasks directly in PostgreSQL using ML features supported in it. For example, regression has been coded as follows where the objective is to "learn" the parameters  $m$  and  $c$  of a linear equation of the form  $y = mx + c$  from the training data.

```

WITH regression AS
(SELECT regr_slope(y, x) AS gradient,
regr_intercept(y, x) AS intercept
FROM linear_regression
WHERE y IS NOT NULL)
SELECT x, (x * gradient) + intercept AS prediction
FROM linear_regression CROSS JOIN regression
WHERE y IS NULL;

```

In this code segment, the `regr_slope()` and `regr_intercept()` functions are used to estimate the gradient and intercept terms, respectively. These correspond to the parameters `gradient` and `intercept` in the equation  $y = gradient \times x + intercept$ . However, this is possible only in PostgreSQL and other database engines will not recognize this code segment. In MQL, we will express the same functionality as follows, which we are able to execute on any database engine using a front-end.

```

GENERATE DISPLAY OF
PREDICTION y
OVER unknown_xs
FEATURES x, gradient, intercept
FROM linear_regression

```

In the above query, the table *unknown\_xs* contains the values  $x$  for which  $y$  needs to be predicted. The `DISPLAY OF` option plots a graph to show the  $y$  values against each  $x$  in *unknown\_xs*. Without the `DISPLAY OF` option, MQL will just compute a table with the columns  $x$  and  $y$ . The difference obviously is, in MQL, users think in a more abstract manner and at a very conceptual level.

Our current implementation has a few drawbacks that we plan to address in MQL's future editions. The first drawback was a design choice for the first edition of MQL. In this edition, we did not include an option to generate visualization primitives for the `CONSTRUCT` and `INSPECT` statements, only `GENERATE` supports data visualization. But, it is necessary to allow visualization of various relationships during model building, feature selection and data wrangling. We are in the process of designing an extended set of suitable features to support data visualization.

The second limitation of MQL is related to the quality of analysis and query processing performance. There are numerous ML frameworks and a large number of ML algorithms that are suitable for applications on a case by case basis. Therefore, it is imperative that an MQL query optimizer be developed to identify candidate algorithms most relevant to a specific ML task, data set and analytic options. In absence of such an optimizer, MQL is in risk to compromise quality of analysis or performance, or both. We hope to address this limitation soon.

## 7 CONCLUSION

The MQL language we have introduced has several basic strengths and advantages over other similar languages. First, its basic structure is simple and easy to understand. For example, the most basic construct for a prediction analysis is

```
GENERATE PREDICTION f
OVER inputData
FEATURES f1, f2, . . . , fk
[LABEL objectName]
FROM dataSet
```

where  $f$  is a feature outside the feature vector  $\langle f_1, f_2, \dots, f_k \rangle$  which must be included in the scheme of the table *dataSet*, and so must be *objectName* if `LABEL` option is used. The table *inputData* must have a scheme that includes the feature vector  $\langle f_1, f_2, \dots, f_k \rangle$  plus *objectName*. The statement basically requests predictions of  $f$  for the objects labeled *objectName* with features  $\{f_1, f_2, \dots, f_k\}$ . Similar comments apply to classification and clustering requests in MQL.

The algorithmic and procedural separation of MQL and its declarative semantics also offers the opportunity for selecting implementation strategies, optimization and system level customization not offered by most contemporary declarative ML languages (the few that we are aware of). Better opportunities for using large language models now emerge to map natural language queries into MQL in ways similar to SQL for a more streamlined execution, instead of mapping to archaic Python codes. While we are contemplating a PostgreSQL implementation of MQL and explore optimization strategies, its current implementation on a file based store serves as a proof of concept and demonstrates its merits. A more detailed description of MQL's implementation will be published elsewhere.

Before concluding, we would like to note that one of the goals behind designing a declarative language for ML is to explore the

possibility of a conversational ML agent that is capable of understanding analysis needs and autonomously construct ML models by selecting appropriate data sets and algorithms to be able to generate responses to scientific inquiries [9, 40]. Developing an SQL like query language for ML such as MQL makes it easier to leverage decades of experience of mapping natural language to SQL [24, 78]. A growing research interest is supporting exploration of ML models [18], and conversational systems based on ML [35]. We believe that natural language to ML mapping could also help with explainable AI [8, 48]. Recent interest in using large language models (LLM) as an interface to database applications [37, 75] opens up opportunities for LLM interfaces to scientific applications requiring ML [20, 77]. Our future research is aimed at developing a conversational interface for scientific inquiries in the areas of materials science and computational biology using an LLM as a front-end and a ML system at the back-end for data analysis.

## ACKNOWLEDGEMENT

The author would like to acknowledge the help of Hasan H Rahman who carried out the experiments described in Sec 5, and also implemented the mapping algorithm  $\tau$  discussed in Sec 4.2.

The experimental setup described in this article is based on a research on quantum dye design by Lan Li et al. [14]. The data and some of the tools were contributed by Li materials science lab which we thankfully acknowledge. We also acknowledge the contributions of Marat Talipov's Chemistry and Biochemistry lab for providing the data and helping to design the experiment of the lipid membrane bending modulus study.

This research was partially supported by an Institutional Development Award (IDEA) from the National Institute of General Medical Sciences of the National Institutes of Health under Grant #P20GM103408, and a grant from the National Science Foundation #OIA 2019609.

## REFERENCES

- [1] 2023. The Alexa Fluor family of fluorescent dyes. [https://www.chemurope.com/en/encyclopedia/Alexa\\_Fluor.html](https://www.chemurope.com/en/encyclopedia/Alexa_Fluor.html). Accessed: 6/14/2023.
- [2] 2023. Dyomics - Colours for Life. <https://dyomics.com/en/>. Accessed: 6/14/2023.
- [3] 2023. Extinction Coefficient [Cy5 (Cyanine-5)]. [https://www.aatbio.com/resources/extinction-coefficient/cy5\\_cyanine\\_5](https://www.aatbio.com/resources/extinction-coefficient/cy5_cyanine_5). Accessed: 6/14/2023.
- [4] 2023. RDKit: Open-Source Cheminformatics Software. <https://www.rdkit.org/>. Accessed: 6/14/2023.
- [5] Houria Abouloifa and Mohamed Bahaj. 2022. Predicting late delivery in Supply chain 4.0 using feature selection: a machine learning model. In *5th International Conference on Advanced Communication Technologies and Networking, CommNet 2022, Marrakech, Morocco, December 12-14, 2022*. IEEE, 1–5.
- [6] Pervaiz Akhtar, Arsalan Mujahid Ghouri, Haseeb Ur Rehman Khan, Mirza Amin ul Haq, Usama Awan, Nadia Zahoor, Zaheer Khan, and Aniq Ashraf. 2023. Detecting fake news and disinformation using artificial intelligence and machine learning to avoid supply chain disruptions. *Ann. Oper. Res.* 327, 2 (2023), 633–657.
- [7] Bruce Alberts, Alexander Johnson, Julian Lewis, Martin Raff, Keith Roberts, and Peter Walter. 2002. Genesis, modulation, and regeneration of skeletal muscle. In *Molecular Biology of the Cell*. 4th edition. Garland Science.
- [8] Tarek Ali and Panos Kostakos. 2023. HuntGPT: Integrating Machine Learning-Based Anomaly Detection and Explainable AI with Large Language Models (LLMs). *CoRR* abs/2309.16021 (2023).
- [9] Shayan Meshkat Alsadat, Jean-Raphaël Gaglione, Daniel Neider, Ufuk Topcu, and Zhe Xu. 2024. Using Large Language Models to Automate and Expedite Reinforcement Learning with Reward Machine. *CoRR* abs/2402.07069 (2024).
- [10] Oisín Mac Aodha, Vassilios Stathopoulos, Gabriel J. Brostow, Michael Terry, Mark A. Girolami, and Kate E. Jones. 2014. Putting the Scientist in the Loop - Accelerating Scientific Progress with Interactive Machine Learning. In *ICPR 2014, Stockholm, Sweden, August 24-28, 2014*. IEEE Computer Society, 9–17.

- [11] Maria Arostegi, Diana Manjarres, Sonia Bilbao, and Javier Del Ser. 2021. Machine Learning Based Soft Sensing Tool for the Prediction of Leaf Wetness Duration in Precision Agriculture. In *SOCO 2021, Bilbao, Spain, 22-24 September, 2021 (Advances in Intelligent Systems and Computing, Vol. 1401)*, Hugo Sanjurjo-González, Iker Pastor-López, Pablo García Bringas, Héctor Quintián, and Emilio Corchado (Eds.). Springer, 525–535.
- [12] Jorge Beltrán, Lisandra Herrera Belén, Fernanda Parraguez Contreras, Jorge G. Farias, Jorge Machuca-Sepúlveda, and Stefania Short. 2024. MultiToxPred 1.0: a novel comprehensive tool for predicting 27 classes of protein toxins using an ensemble machine learning approach. *BMC Bioinform.* 25, 1 (2024), 148.
- [13] Aadyot Bhatnagar, Paul Kassianik, Chenghao Liu, Tian Lan, Wenzhuo Yang, Rowan Cassius, Doyen Sahoo, Devansh Arpit, Sri Subramanian, Gerald Woo, Amrita Saha, Arun Kumar Jagota, Gokulakrishnan Gopalakrishnan, Manpreet Singh, K. C. Krithika, Sukumar Maddineni, Dae-ki Cho, Bo Zong, Yingbo Zhou, Caiming Xiong, Silvio Savarese, Steven C. H. Hoi, and Huan Wang. 2023. Merlion: End-to-End Machine Learning for Time Series. *J. Mach. Learn. Res.* 24 (2023), 226:1–226:6.
- [14] Austin Biagne, Lawrence Spear, German Barcenás, Maia Ketteridge, Young C. Kim, Joseph S. Melinger, William B. Knowlton, Bernard Yurke, and Lan Li. 2022. Data-Driven and Multiscale Modeling of DNA-Templated Dye Aggregates. *Molecules* 27, 11 (2022), 3456. <https://doi.org/10.3390/molecules27113456>
- [15] Matthias Boehm, Iulian Antonov, Sebastian Baunsgaard, Mark Dokter, Robert Günthör, Kevin Innerebner, Florian Klezin, Stefanie N. Lindstaedt, Arnab Phani, Benjamin Rath, Berthold Reinwald, Shafaq Siddiqui, and Sebastian Benjamin Wrede. 2020. SystemDS: A Declarative Machine Learning System for the End-to-End Data Science Lifecycle. In *CIDR 2020, Amsterdam, The Netherlands, January 12-15, 2020*.
- [16] Matthias Boehm, Michael Dusenberry, Deron Eriksson, Alexandre V. Evfimievski, Faraz Makari Manshadi, Niketan Pansare, Berthold Reinwald, Frederick Reiss, Prithviraj Sen, Arvind Surve, and Shirish Tatikonda. 2016. SystemML: Declarative Machine Learning on Spark. *Proc. VLDB Endow.* 9, 13 (2016), 1425–1436.
- [17] Matthias Boehm, Alexandre V. Evfimievski, Niketan Pansare, and Berthold Reinwald. 2016. Declarative Machine Learning - A Classification of Basic Properties and Types. *CoRR* abs/1605.05826 (2016).
- [18] Davide Carneiro, Patricia Veloso, Miguel Guimarães, Joana Baptista, and Miguel Sousa. 2021. A Conversational Interface for interacting with Machine Learning models. In *Proceedings of 4th International Workshop on eXplainable and Responsible AI and Law co-located with 18th International Conference on Artificial Intelligence and Law (ICAIL 2021), Virtual Event, Sao Paolo, Brazil, June 21, 2021 (CEUR Workshop Proceedings, Vol. 3168)*, Michal Araszkievicz, Martin Atzmueller, Grzegorz J. Nalepa, Bart Verheij, and Szymon Bobek (Eds.). CEUR-WS.org.
- [19] Jonathan H. Chen, Erik Linstead, S. Joshua Swamidass, Dennis Wang, and Pierre Baldi. 2007. ChemDB update, a full-text search and virtual chemical space. *Bioinformatics* 23, 17 (06 2007), 2348–2351.
- [20] Hyunjun Choi, Jay Moran, Nicholas Matsumoto, Miguel E. Hernandez, and Jason H. Moore. 2023. Aliro: an automated machine learning tool leveraging large language models. *Bioinform.* 39, 10 (2023).
- [21] Robert Coop. 2021. What is the Cost to Deploy and Maintain a Machine Learning Model? <https://www.phdata.io/blog/what-is-the-cost-to-deploy-and-maintain-a-machine-learning-model/> Accessed: 4/26/2024.
- [22] Monica Cotta. 2020. Quantum Dots and Their Applications: What Lies Ahead? *ACS Applied Nano Materials* 3 (06 2020), 4920–4924. <https://doi.org/10.1021/acsnanm.0c01386>
- [23] Swarnava Dey, Avik Ghose, and Soumik Das. 2023. Challenges of Accurate and Efficient AutoML. In *IEEE/ACM ASE 2023, Luxembourg, September 11-15, 2023*. IEEE, 1834–1839.
- [24] Yuankai Fan, Zhenying He, Tonghui Ren, Dianjun Guo, Lin Chen, Ruisi Zhu, Guanduo Chen, Yinan Jing, Kai Zhang, and X. Sean Wang. 2023. Gar: A Generate-and-Rank Approach for Natural Language to SQL Translation. In *ICDE 2023, Anaheim, CA, USA, April 3-7, 2023*. IEEE, 110–122.
- [25] Vanesa Viviana Galassi and Natalia Wilke. 2021. On the coupling between mechanical properties and electrostatics in biological membranes. *Membranes* 11, 7 (2021), 478.
- [26] Peter Gleeson. 2018. Machine Learning Directly in SQL. [How to Use ML in Databases](https://www.freecodecamp.org/news/machine-learning-directly-in-sql/). <https://www.freecodecamp.org/news/machine-learning-directly-in-sql/> Accessed: 3/17/2024.
- [27] Yordan Grigorov, Haralampos Gavriilidis, Sergey Redyuk, Kaustubh Beedkar, and Volker Markl. 2023. P2D: A Transpiler Framework for Optimizing Data Science Pipelines. In *Proceedings of the Seventh Workshop on Data Management for End-to-End Machine Learning, DEEM 2023, Seattle, WA, USA, 18 June 2023*. ACM, 3:1–3:4.
- [28] Elia Guerra, Francesc Wilhelmi, Marco Miozzo, and Paolo Dini. 2022. The Cost of Training Machine Learning Models over Distributed Data Sources. <https://doi.org/10.48550/ARXIV.2209.07124>
- [29] William R. Hersh, Jessica Ancker, Robert Hoyt, and Aditi Gupta. 2022. Beyond Wrangling and Modeling: Data Science and Machine Learning Competencies and Curricula for The Rest of Us. In *AMIA 2022, Washington, DC, USA, November 5-9, 2022*. AMIA.
- [30] Sohail Hosseini. 2023. Selecting the Best Model for Boston Housing Dataset using Cross-Validation in Python. <https://medium.com/@s.sadathosseini/selecting-the-best-model-for-boston-housing-dataset-using-cross-validation-in-python-e59afa773aad> Accessed: 3/17/2024.
- [31] Joonyoung F. Joung, Minhi Han, Minseok Jeong, and Sunnam Park. 2020. Experimental database of optical properties of organic compounds. *Scientific data* 7, 1 (2020), 295.
- [32] Sunghwan Kim, Jie Chen, Tiejun Cheng, Asta Gindulyte, Jia He, Siqian He, Qingliang Li, Benjamin A. Shoemaker, Paul A. Thiessen, Bo Yu, Leonid Zaslavsky, Jian Zhang, and Evan E. Bolton. 2022. PubChem 2023 update. *Nucleic Acids Research* 51, D1 (10 2022), D1373–D1380.
- [33] Tim Kraska, Ameet Talwalkar, John C. Duchi, Rean Griffith, Michael J. Franklin, and Michael I. Jordan. 2013. MLbase: A Distributed Machine-learning System. In *CIDR 2013, Asilomar, CA, USA, January 6-9, 2013*. [www.cidrdb.org](http://www.cidrdb.org).
- [34] Ruihang Lai, Junru Shao, Siyuan Feng, Steven S. Lyubomirsky, Bohan Hou, Wuwei Lin, Zihao Ye, Hongyi Jin, Yuchen Jin, Jiawei Liu, Lesheng Jin, Yaxing Cai, Ziheng Jiang, Yong Wu, Sunghyun Park, Prakash Srivastava, Jared G. Roesch, Todd C. Mowry, and Tianqi Chen. 2023. Relax: Composable Abstractions for End-to-End Dynamic Machine Learning. *CoRR* abs/2311.02103 (2023).
- [35] Giorgio Lazzarinetti and Nicola Massaretti. 2021. A Conversational Framework for Semantic Question Answering in Customer Services with Machine Learning on Knowledge Graph. In *Proceedings of the 1st Italian Workshop on Artificial Intelligence and Applications for Business and Industries (AIABI 2021) co-located with 20th International Conference of the Italian Association for Artificial Intelligence (AI\*IA 2021), Online, originally held in Milan, Italy, November 30th, 2021 (CEUR Workshop Proceedings, Vol. 3102)*, Francesco Epifania and Luca Marconi (Eds.). CEUR-WS.org.
- [36] Van-Duc Le. 2023. VeML: An End-to-End Machine Learning Lifecycle for Large-scale and High-dimensional Data. *CoRR* abs/2304.13037 (2023).
- [37] Jinyang Li, Binyuan Hui, Ge Qu, Jiayi Yang, Binhua Li, Bowen Li, Bailin Wang, Bowen Qin, Ruiying Geng, Nan Huo, Xuanhe Zhou, Chenhao Ma, Guoliang Li, Kevin Chen-Chuan Chang, Fei Huang, Reynold Cheng, and Yongbin Li. 2023. Can LLM Already Serve as a Database Interface? A Big Bench for Large-Scale Database Grounded Text-to-SQLs. In *Advances in Neural Information Processing Systems 36: Annual Conference on Neural Information Processing Systems 2023, NeurIPS 2023, New Orleans, LA, USA, December 10 - 16, 2023*, Alice Oh, Tristan Naumann, Amir Globerson, Kate Saenko, Moritz Hardt, and Sergey Levine (Eds.).
- [38] Jianping Kelvin Li and Kwan-Liu Ma. 2021. P6: A Declarative Language for Integrating Machine Learning in Visual Analytics. *IEEE Trans. Vis. Comput. Graph.* 27, 2 (2021), 380–389. <https://doi.org/10.1109/TVCG.2020.3030453>
- [39] Xupeng Li, Bin Cui, Yiru Chen, Wentao Wu, and Ce Zhang. 2017. MLog: Towards Declarative In-Database Machine Learning. *Proc. VLDB Endow.* 10, 12 (2017), 1933–1936.
- [40] Yuliang Liu, Xiangru Tang, Zefan Cai, Junjie Lu, Yichi Zhang, Yanjun Shao, Zexuan Deng, Helan Hu, Zengxian Yang, Kaikai An, Ruijun Huang, Shuzheng Si, Sheng Chen, Haozhe Zhao, Zhengliang Li, Liang Chen, Yiming Zong, Yan Wang, Tianyu Liu, Zhiwei Jiang, Baobao Chang, Yujia Qin, Wangchunshu Zhou, Yilun Zhao, Arman Cohan, and Mark Gerstein. 2023. ML-Bench: Large Language Models Leverage Open-source Libraries for Machine Learning Tasks. *CoRR* abs/2311.09835 (2023).
- [41] B. Loric, P. Nathan, and an O'Reilly Media Company Safari. 2018. *The State of Machine Learning Adoption in the Enterprise*. O'Reilly Media. <https://books.google.com/books?id=HnbXwQEACAAJ>
- [42] Nhan Nathan Tri Luong, Zoran Milosevic, Andrew Berry, and Fethi A. Rabhi. 2020. A Visual Interactive Analytics Interface for Complex Event Processing and Machine Learning Processing of Financial Market Data. In *24th International Conference on Information Visualisation, IV 2020, Melbourne, Australia, September 7-11, 2020*, Ebad Banissi, Farzad Khosrow-shahi, Anna Ursyn, Mark W. McK. Bannatyne, João Moura Pires, Nuno Dátia, Kawa Nazemi, Boris Kovalevichuk, John Counsell, Andrew Agapiou, Zora Vrcelj, Hing-Wah Chau, Mengbi Li, Gehan Nagy, Richard Laing, Rita Francese, Muhammad Sarfraz, Fatma Bouali, Gilles Venturini, Marjan Trutschl, Urska Cvek, Heimo Müller, Minoru Nakayama, Marco Temperini, Tania Di Mascio, Filippo Sciarrone, Veronica Rossano, Ralf Dörner, Loredana Caruccio, Autilia Vitiello, Weidong Huang, Michele Risi, Ugo Erra, Razvan Andonie, Muhammad Aurangzeb Ahmad, Ana Figueiras, Alfredo Cuzzocrea, and Mabule Samuel Mabakane (Eds.). IEEE, 189–194.
- [43] Krishna Madhavan, Lynn Zentner, Victoria Farnsworth, Swaroop Shivarajapura, Michael Zentner, Nathan Denny, and Gerhard Klimeck. 2013. nanoHUB.org: cloud-based services for nanoscale modeling, simulation, and education. *Nanotechnology Reviews* 2, 1 (2013), 107–117.
- [44] Muratkan Madiyarov, Nurlan Temirbekov, Nurlana Alimbekova, Yerzhan Malgashdarov, and Yerlan Yergaliyev. 2023. A Combined Approach for Predicting the Distribution of Harmful Substances in the Atmosphere Based on Parameter Estimation and Machine Learning Algorithms. *Comput.* 11, 12 (2023), 249.
- [45] Nantia Makrynioti, Ruy Ley-Wild, and Vasilis Vassalos. 2019. sql4ml a declarative end-to-end workflow for machine learning. *CoRR* abs/1907.12415 (2019).
- [46] James D. McCaffrey. 2021. Ordinal Classification for the Boston Housing Dataset Using PyTorch. <https://jamesmccaffrey.wordpress.com/2021/08/20/>

- ordinal-classification-for-the-boston-housing-dataset-using-pytorch/ Accessed: 3/17/2024.
- [47] Piero Molino and Christopher Ré. 2021. Declarative Machine Learning Systems: The future of machine learning will depend on it being in the hands of the rest of us. *ACM Queue* 19, 3 (2021), 46–76.
- [48] Van Bach Nguyen, Jörg Schlötterer, and Christin Seifert. 2022. Explaining Machine Learning Models in Natural Conversations: Towards a Conversational XAI Agent. *CoRR abs/2209.02552* (2022).
- [49] Harry E. Pence and Antony Williams. 2010. ChemSpider: An Online Chemical Information Resource. *Journal of Chemical Education* 87, 11 (2010), 1123–1124.
- [50] Prasad Perera. 2018. The Boston Housing Dataset. <https://www.kaggle.com/code/prasadperera/the-boston-housing-dataset> Accessed: 3/17/2024.
- [51] Riccardo Di Pietro and Salvatore Distefano. 2019. An Intelligent Tutoring System Tool Combining Machine Learning and Gamification in Education. In *Software Technology: Methods and Tools - 51st International Conference, TOOLS 2019, Tatarstan, Russia, October 15-17, 2019, Proceedings (Lecture Notes in Computer Science, Vol. 11771)*, Manuel Mazzara, Jean-Michel Bruel, Bertrand Meyer, and Alexander K. Petrenko (Eds.). Springer, 218–226.
- [52] Nisha Pillai, Athish Ram Das, Moses Ayoola, Ganga Gireesan, Bindu Nanduri, and Mahalingam Ramkumar. 2024. EndToEndML: An Open-Source End-to-End Pipeline for Machine Learning Applications. *CoRR abs/2403.18203* (2024).
- [53] Bill Qi, Sonia Boscenco, Janani Ramamurthy, and Yannis J. Trakadis. 2022. Transcriptomics and machine learning to advance schizophrenia genetics: A case-control study using post-mortem brain data. *Comput. Methods Programs Biomed.* 214 (2022), 106590.
- [54] Hasan H. Rahman and Hasan M Jamil. 2023. Toward Knowledge Engineering Using MatFlow for Inverse Quantum Dye Design. In *2023 IEEE International Conference on High Performance Computing & Communications, Data Science & Systems, Smart City & Dependability in Sensor, Cloud & Big Data Systems & Application (HPCC/DSS/SmartCity/DependSys)*, 852–859. <https://doi.org/10.1109/HPCC-DSS-SmartCity-DependSys60770.2023.00124>
- [55] Tommi Ranta. 2018. Clustering of the Boston Housing Dataset. [https://github.com/tommiranta/data-science-blog/blob/master/python\\_in\\_powerbi/boston\\_housing.ipynb](https://github.com/tommiranta/data-science-blog/blob/master/python_in_powerbi/boston_housing.ipynb) Accessed: 3/17/2024.
- [56] Alexander Ratner, Stephen H. Bach, Henry R. Ehrenberg, Jason A. Fries, Sen Wu, and Christopher Ré. 2020. Snorkel: rapid training data creation with weak supervision. *VLDB J.* 29, 2-3 (2020), 709–730.
- [57] Timofey Rechkalov and Mikhail L. Zymbler. 2017. An Approach to Data Mining inside PostgreSQL Based on Parallel Implementation of UDFs. In *Selected Papers of the XIX International Conference on Data Analytics and Management in Data Intensive Domains (DAMDID/RCDL 2017)*, Moscow, Russia, October 9-13, 2017 (CEUR Workshop Proceedings, Vol. 2022), Leonid A. Kalinichenko, Yannis Manolopoulos, Nikolay A. Skvortsov, and Vladimir Sukhomlin (Eds.). CEUR-WS.org, 114–121.
- [58] Diego Rojo, Laura Raya, Manuel Rubio-Sánchez, and Alberto Sánchez. 2018. A Visual Interface for Feature Subset Selection Using Machine Learning Methods. In *XXVIII Spanish Computer Graphics Conference, CEIG 2018, Madrid, Spain, June 27-29, 2018*, Ignacio García-Fernández and Carlos Ureña (Eds.). Eurographics Association, 119–128.
- [59] Shubhra Kanti Karmaker Santu, Md. Mahadi Hassan, Micah J. Smith, Lei Xu, Chengxiang Zhai, and Kalyan Veeramachaneni. 2022. AutoML to Date and Beyond: Challenges and Opportunities. *ACM Comput. Surv.* 54, 8 (2022), 175:1–175:36.
- [60] Maximilian E. Schüle, Matthias Bungeroth, Alfons Kemper, Stephan Günemann, and Thomas Neumann. 2019. MLearn: A Declarative Machine Learning Language for Database Systems. In *Proceedings of the 3rd International Workshop on Data Management for End-to-End Machine Learning, DEEM@SIGMOD 2019, Amsterdam, The Netherlands, June 30, 2019*, Sebastian Schelter, Neoklis Polyzotis, Stephan Seufert, and Manasi Vartak (Eds.). ACM, 7:1–7:4.
- [61] Maximilian E. Schüle, Matthias Bungeroth, Dimitri Vorona, Alfons Kemper, Stephan Günemann, and Thomas Neumann. 2019. ML2SQL - Compiling a Declarative Machine Learning Language to SQL and Python. In *Advances in Database Technology - 22nd International Conference on Extending Database Technology, EDBT 2019, Lisbon, Portugal, March 26-29, 2019*, Melanie Herschel, Helena Galhardas, Berthold Reinwald, Irini Fundulaki, Carsten Binnig, and Zoi Kaoudi (Eds.). OpenProceedings.org, 562–565.
- [62] Maximilian E. Schüle, Jakob Huber, Alfons Kemper, and Thomas Neumann. 2020. Freedom for the SQL-Lambda: Just-in-Time-Compiling User-Injected Functions in PostgreSQL. In *SSDBM 2020: 32nd International Conference on Scientific and Statistical Database Management, Vienna, Austria, July 7-9, 2020*, Elaheh Pourabbas, Dimitris Sacharidis, Kurt Stockinger, and Thanasis Vergoulis (Eds.). ACM, 6:1–6:12.
- [63] Ganesh Shahane, Wei Ding, Michail Palaiokostas, and Mario Orsi. 2019. Physical properties of model biological lipid bilayers: insights from all-atom molecular dynamics simulations. *Journal of molecular modeling* 25 (2019), 1–13.
- [64] Martin Sicho, Xuhan Liu, Daniel Svozil, and Gerard J. P. van Westen. 2021. GenUI: interactive and extensible open source software platform for de novo molecular generation and cheminformatics. *J. Cheminformatics* 13, 1 (2021), 73.
- [65] Sameer Singh, Tim Rocktäschel, Luke Hewitt, Jason Naradowsky, and Sebastian Riedel. 2015. WOLFE: An NLP-friendly Declarative Machine Learning Stack. In *NAACL HLT 2015, The 2015 Conference of the North American Chapter of the Association for Computational Linguistics: Human Language Technologies, Denver, Colorado, USA, May 31 - June 5, 2015*, Rada Mihalcea, Joyce Yue Chai, and Anoop Sarkar (Eds.). The Association for Computational Linguistics, 61–65.
- [66] Daniel S. Soper. 2022. Rapid Selection of Machine Learning Models Using Greedy Cross Validation. In *55th Hawaii International Conference on System Sciences, HICSS 2022, Virtual Event / Maui, Hawaii, USA, January 4-7, 2022*. ScholarSpace, 1–10.
- [67] Mingxuan Sun, Xiaoqing Ma, Xi Chen, Yujun Sun, Xiaoli Cui, and Yuehe Lin. 2014. A nanocomposite of carbon quantum dots and TiO<sub>2</sub> nanotube arrays: enhancing photoelectrochemical and photocatalytic properties. *RSC Adv.* 4 (2014), 1120–1127. Issue 3.
- [68] Masahiko Taniguchi, Hai Du, and Jonathan S Lindsey. 2018. PhotochemCAD 3: diverse modules for photophysical calculations with multiple spectral databases. *Photochemistry and photobiology* 94, 2 (2018), 277–289.
- [69] Alexander Tornede, Theresa Eimer, Joseph Giovanelli, Aditya Mohan, Tim Ruhkopf, Sarah Segel, Daphne Theodorakopoulos, Tanja Tornede, Henning Wachsmuth, and Marius Lindauer. 2023. AutoML in the Age of Large Language Models: Current Challenges, Future Opportunities and Risks. *CoRR abs/2306.08107* (2023).
- [70] Shivakumar Vaithyanathan. 2011. The Power of Declarative Languages: From Information Extraction to Machine Learning. In *Datenbanksysteme für Business, Technologie und Web (BTW), 14. Fachtagung des GI-Fachbereichs "Datenbanken und Informationssysteme" (DBIS), 2.-4.3.2011 in Kaiserslautern, Germany (LNI, Vol. P-180)*, Theo Härder, Wolfgang Lehner, Bernhard Mitschang, Harald Schöning, and Holger Schwarz (Eds.). GI, 23.
- [71] Shomik Verma, Shivam Kajale, and Rafael Gómez-Bombarelli. 2022. Machine learning for accurate and fast bandgap prediction of solid-state materials. In *IEEE High Performance Extreme Computing Conference, HPEC 2022, Waltham, MA, USA, September 19-23, 2022*. IEEE, 1–2.
- [72] Tim Vieira, Matthew Francis-Landau, Nathaniel Wesley Filardo, Farzad Khorasani, and Jason Eisner. 2017. Dyna: toward a self-optimizing declarative language for machine learning applications. In *Proceedings of the 1st ACM SIGPLAN International Workshop on Machine Learning and Programming Languages, MAPL@PLDI 2017, Barcelona, Spain, June 18, 2017*, Tatiana Shpeisman and Justin Gottschlich (Eds.). ACM, 8–17.
- [73] Jin Wang, Jiacheng Wu, Mingda Li, Jiaqi Gu, Ariyam Das, and Carlo Zaniolo. 2021. Formal semantics and high performance in declarative machine learning using Datalog. *VLDB J.* 30, 5 (2021), 859–881.
- [74] Iordanis Xanthopoulos, Ioannis Tsamardinos, Vassilis Christophides, Eric Simon, and Alejandro Salinger. 2020. Putting the Human Back in the AutoML Loop. In *Proceedings of the Workshops of the EDBT/ICDT 2020 Joint Conference, Copenhagen, Denmark, March 30, 2020 (CEUR Workshop Proceedings, Vol. 2578)*, Alexandra Poulouvasilis, David Auber, Nikos Bikakis, Panos K. Chrysanthis, George Papastefanatos, Mohamed A. Sharaf, Nikos Pelekis, Chiara Renzo, Yannis Theodoridis, Karine Zeitouni, Tania Cerquittelli, Silvia Chiusano, Genevieve Vargas-Solar, Behrooz Omidvar-Tehrani, Katharina Morik, Jean-Michel Renders, Donatella Firmani, Letizia Tanca, Davide Mottin, Matteo Lissandrini, and Yannis Velgrakis (Eds.). CEUR-WS.org.
- [75] Chao Zhang, Yuren Mao, Yijiang Fan, Yu Mi, Yunjun Gao, Lu Chen, Dongfang Lou, and Jinshu Lin. 2024. FinSQL: Model-Agnostic LLMs-based Text-to-SQL Framework for Financial Analysis. *CoRR abs/2401.10506* (2024).
- [76] Haoxiang Zhang, Roque Lopez, Aécio S. R. Santos, Jorge Piazentin Ono, Aline Bessa, and Juliana Freire. 2023. Using Pipeline Performance Prediction to Accelerate AutoML Systems. In *Proceedings of the Seventh Workshop on Data Management for End-to-End Machine Learning, DEEM 2023, Seattle, WA, USA, 18 June 2023*. ACM, 6:1–6:11.
- [77] Lei Zhang, Yuge Zhang, Kan Ren, Dongsheng Li, and Yuqing Yang. 2024. ML-Copilot: Unleashing the Power of Large Language Models in Solving Machine Learning Tasks. In *Proceedings of the 18th Conference of the European Chapter of the Association for Computational Linguistics, EACL 2024 - Volume 1: Long Papers, St. Julian's, Malta, March 17-22, 2024*, Yvette Graham and Matthew Purver (Eds.). Association for Computational Linguistics, 2931–2959.
- [78] Yi Zhang, Jan Deriu, George Katsogiannis-Meimarakis, Catherine Kosten, Georgia Koutrika, and Kurt Stockinger. 2023. ScienceBenchmark: A Complex Real-World Benchmark for Evaluating Natural Language to SQL Systems. *Proc. VLDB Endow.* 17, 4 (2023), 685–698.