

Looking Backward: Streaming Video-to-Video Translation with Feature Banks

Feng Liang¹
Masayoshi Tomizuka²

Akio Kodaira²
Kurt Keutzer²

Chenfeng Xu²
Diana Marculescu¹

¹ UT Austin

² UC Berkeley

{jeffliang, dianam}@utexas.edu, {akio.kodaira, xuchenfeng}@berkeley.edu
<https://jeff-liangf.github.io/projects/streamv2v>

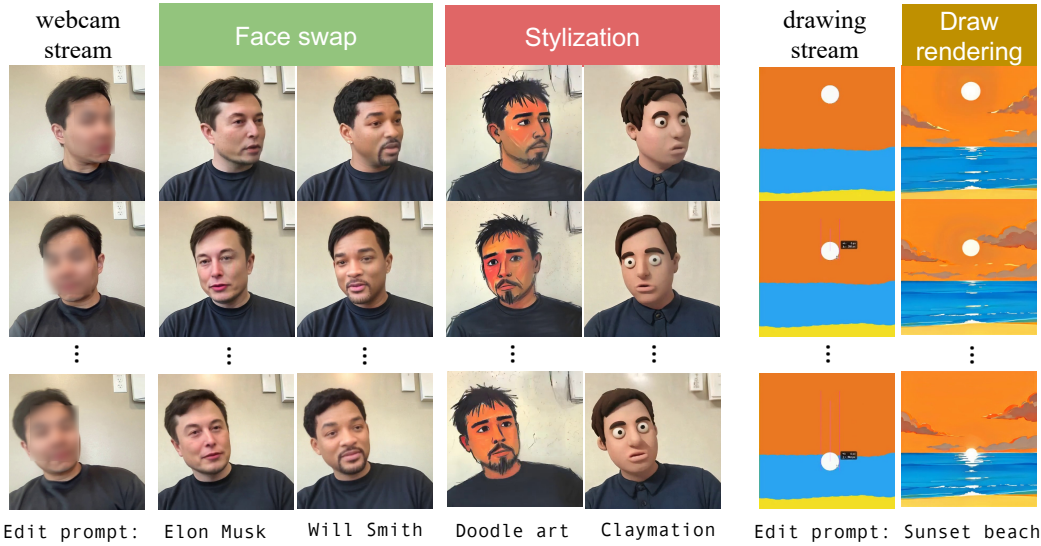


Figure 1: We present StreamV2V to support real-time video-to-video translation for streaming input. For webcam input, our StreamV2V supports face swap (e.g., to Elon Musk) and video stylization (e.g., to doodle art). Additionally, StreamV2V provides drawing rendering capabilities, enabling iterative creation.

Abstract

This paper introduces StreamV2V, a diffusion model that achieves real-time streaming video-to-video (V2V) translation with user prompts. Unlike prior V2V methods using batches to process limited frames, we opt to process frames in a streaming fashion, to support unlimited frames. At the heart of StreamV2V lies a backward-looking principle that relates the present to the past. This is realized by maintaining a feature bank, which archives information from past frames. For incoming frames, StreamV2V extends self-attention to include banked keys and values, and directly fuses similar past features into the output. The feature bank is continually updated by merging stored and new features, making it compact yet informative. StreamV2V stands out for its adaptability and efficiency, seamlessly integrating with image diffusion models without fine-tuning. It can run 20 FPS on one A100 GPU, being 15 \times , 46 \times , 108 \times , and 158 \times faster than FlowVid, CoDeF, Rerender, and TokenFlow, respectively. Quantitative metrics and user studies confirm StreamV2V’s exceptional ability to maintain temporal consistency.

1 Introduction

Text-driven video-to-video (V2V) translation, which aims to alter the input video following given prompts, has wide applications, such as creating short videos and more broadly in the film industry. Existing V2V models have made significant advancements, as demonstrated by numerous studies [49, 50, 28, 44, 15, 31, 52, 45, 5, 53, 7, 20, 47, 37]. Most methods use batches to process recorded videos, as shown in Figure 2(a). However, batch processing necessitates loading all frames into GPU memory, thereby limiting the video length they can handle, typically up to 4 seconds. Furthermore, these methods do not accommodate real-time translation and typically require several minutes to process a single 4-second clip.

Streaming applications such as webcam video translation and AI-assisted drawing often involve varying lengths of input videos and require real-time model translation. To tackle this challenge, this paper introduces StreamV2V, an approach that processes frames in a streaming fashion, as depicted in Figure 2(b). Leveraging advancements in one-/few-step diffusion models [39, 36, 23], StreamDiffusion [16] has designed a pipeline for real-time interactive image generation. However, directly applying StreamDiffusion for V2V tasks leads to noticeable pixel flickering across frames. This is because it treats each frame independently, disregarding the continuity of videos. In contrast, humans memorize visual elements across frames and depict the current based on previous observations. To synthesize consistent videos, it is critical to integrate a mechanism that can effectively bridge the current frame to its predecessors.

Recent studies have shown that diffusion features [40, 22], captured during the U-Net’s forward process, contain rich correspondences between images. Inspired by this, our StreamV2V maintains a feature bank, which stores the intermediate features of past frames. For incoming frames, we extend self-attention by incorporating the corresponding stored keys and values. This can be interpreted as a weighted sum of similar regions across frames via attention, effectively aligning the current frame with previous frames. Additionally, to ensure the consistency of fine-grained details, we directly fuse the block’s output with similar features from past frames.

The challenge then becomes: *How can we implement this feature bank?* A straightforward approach might store a constant number of frames, such as employing a sliding window technique. However, this method is sub-optimal, as it inadvertently discards valuable data when a frame is omitted, and generates redundancy when the stored frames are similar. To address this, we propose to continuously update the bank by merging redundant features within incoming and stored features. This allows us to preserve the most representative features while keeping a consistent bank size over time. Through our experiment, we find the feature bank can be condensed to the size needed to store just one frame.

StreamV2V requires no training or fine-tuning, making it compatible as an add-on with any image diffusion models. It excels in efficiency, capable of processing high-resolution video (512×512) in real-time at 20 frames per second (FPS) on a single A100 GPU. This speed surpasses current V2V methods—FlowVid [20], CoDeF [28], Rerender [50], and TokenFlow [7]—by factors of $15\times$, $46\times$, $108\times$, and $158\times$, respectively. We evaluate our method with both quantitative metrics, such as CLIP score [32] and warp error [18], and a user study. Our findings indicate that users significantly favor our StreamV2V over StreamDiffusion [16] (with over 70% win rates) and CoDeF [28] (with over 80% win rates). While our method may not yet match the performance of state-of-the-art (SOTA) methods like TokenFlow and FlowVid, its rapid execution opens up new streaming V2V applications. Our contributions are three-fold:

- To the best of our knowledge, our approach is the first to tackle real-time video-to-video translation for streaming videos.
- Our method, StreamV2V, employs a simple yet effective looking-backward principle by maintaining a feature bank to improve consistency.

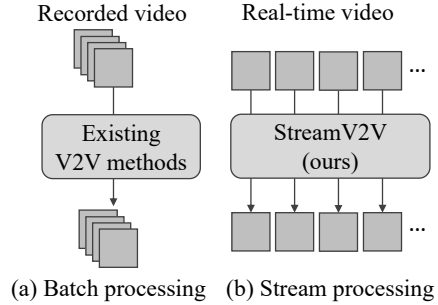


Figure 2: (a) Existing V2V methods process frames in batches, restricting them to a limited number of frames. (b) Our StreamV2V processes frames in a streaming fashion, being able to operate on streaming videos in real-time.

- We develop a dynamic feature bank updating strategy that merges redundant features, ensuring the feature bank remains both compact and descriptive.

2 Related Work

2.1 Video-to-video translation

Significant progress has been made in the domain of text-guided image-to-image (I2I) translation [3, 9, 43, 27], greatly supported by large pre-trained text-to-image diffusion models [33–35]. Similarly, video-to-video (V2V) translation, which aims to generate consistent videos, has attracted substantial interest. To generate coherent multiple frames, most existing works [6, 49, 44, 8, 5, 15, 4, 31, 7, 47, 20, 17, 37] process batches of frames simultaneously with cross-frame attention mechanisms. However, as the memory usage increases with increased frames, these methods are typically constrained to about 4 seconds. Additionally, they tend to rely on expensive DDIM inversion [38, 31, 7] or optical flow computation [50, 20], leading to long processing time. In contrast, our StreamV2V handles videos in a streaming fashion, allowing for videos of any length. Furthermore, our method is notably efficient, enabling real-time processing of high-resolution videos through the proposed compact feature bank.

2.2 Accelerating diffusion models

While achieving great generation quality, diffusion models are commonly limited by their slow speed due to the need for multiple denoising steps. Recent advancements have introduced reusing cached features in denoising steps [24, 46] and one-/few-step diffusion models through distillation [39, 26, 23, 36, 51, 21]. StreamDiffusion [16] proposes a pipeline to leverage these developments for real-time image generation. However, its application to video without adjustments brings unsatisfactory results. Leveraging StreamDiffusion’s groundwork, we enhance frame consistency by implementing a backward-looking feature bank. Our approach introduces a dynamic merging technique for the feature bank, ensuring it remains compact and incurs minimal additional computational cost in comparison to StreamDiffusion.

2.3 Feature banks

Long-term feature banks [48, 29] have been used in video understanding as supportive context features to help reason the the entire video. Adapting this concept, we employ feature banks to enhance video generation consistency. To ensure our feature bank remains both informative and compact, we introduce a dynamic feature merging strategy. While token merging [1, 2] is a common method for merging similar features within single images, our approach extends this technique across video frames, differentiating it from traditional within-image operations.

3 Preliminary: StreamDiffusion

StreamDiffusion [16] leverages the Latent Consistency Model (LCM) [23] to implement a stream batch strategy, enabling the real-time generation of images. Instead of waiting for one image to be entirely denoised (usually 2-4 steps for LCM), stream batch reformulates sequential denoising steps into batched processes. This allows simultaneous processing of S images at varying denoising steps, where S is the number of denoising steps. For instance, at a given timestep t (assuming $t > S$), StreamDiffusion first encodes the image I_t with a VAE encoder and adds a certain level of noise. We denote encoded latent as z_t^S , where the subscript t denotes the frame timestep and the superscript S denotes the denoising step. StreamDiffusion processes latent denosing batch $\{z_t^S, z_{t-1}^{S-1}, \dots, z_{t-S+1}^1\}$. Upon advancing to timestep $t + 1$, the model outputs the final latent z_{t-S+1}^0 , which is then decoded into the output image $I'_{(t-S+1)}$. The remaining latent would be denoised one step further, and the latent z_{t+1}^S from the new image I_{t+1} would be added to the batch. We include the diagram of the stream batch (Figure 11) in Appendix A.1. StreamDiffusion kick-starts the process by initializing the batch with S identical starting images, enabling a warm start. To further accelerate the inference, StreamDiffusion also utilizes the Tiny autoencoder and TensorRT acceleration.

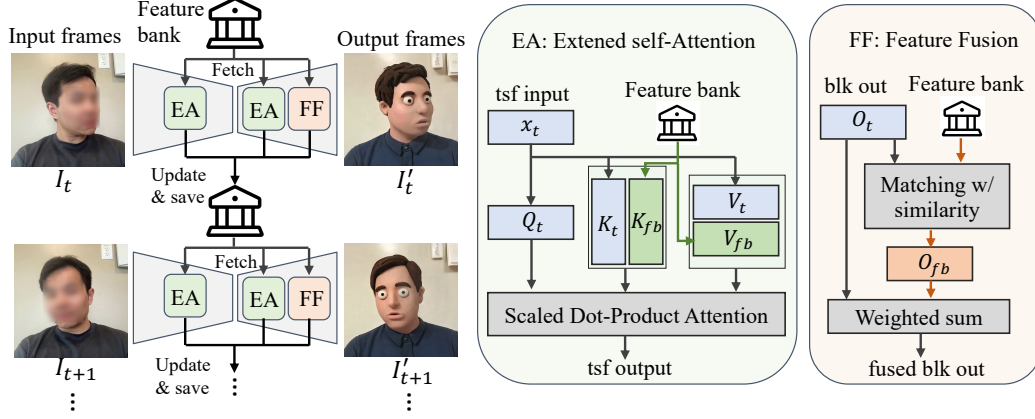


Figure 3: **Overview of StreamV2V.** Left: StreamV2V connects the current frame to the past by maintaining a feature bank that stores the intermediate transformer features. For new incoming frames, StreamV2V fetches the stored features and uses them by Extended self-Attention (EA) and direct Feature Fusion (FF). Middle: EA concatenates the stored keys K_{fb} and values V_{fb} directly to that of the current frame in the self-attention computation (Section 4.1). Right: Operating on the output of transformer blocks, FF first retrieves the similar features in the bank via a cosine similarity matrix, and then conducts a weighted sum to fuse them (Section 4.2). The update method of the feature bank is elaborated in Section 4.3.

4 StreamV2V

While being real-time, directly applying StreamDiffusion to video-to-video tasks brings unsatisfactory flickering results because each frame is generated independently. Built upon StreamDiffusion, we introduce a backward-looking mechanism so that the generation of the current frame can reason the past to bring a consistent output. This is realized by maintaining a feature bank storing the information of past frames. As shown on the left of Figure 3, StreamV2V fetches the stored features in the bank to process the frame I_t . We introduce two training-free techniques to leverage the stored features, namely Extended self-Attention (EA) (Section 4.1) and direct Feature Fusion (FF) (Section 4.2). Lastly, we discuss how to update the compact but informative feature bank by dynamically merging the stored and newly incoming features in Section 4.3.

4.1 Extended self-Attention

We mainly use Stable Diffusion [34], which is built upon the U-Net architecture. The model contains multiple encoder and decoder blocks. Each block comprises a residual convolutional unit and a transformer module, the latter including a self-attention layer, a cross-attention layer, and a feed-forward network. While it’s been a common practice to inflate the self-attention layer to cross-frame attention in image diffusion [10, 42, 54] or video diffusion methods [12, 49, 15, 4, 31, 20], they require processing all the frames at the same time in a batch. We extend the self-attention to accommodate the feature bank, which stores past frame information. As shown in the middle of Figure 3, for a given video frame I_t , we obtain the projected queries $Q_t \in \mathbb{R}^{n \times d}$, keys $K_t \in \mathbb{R}^{n \times d}$, and values $V_t \in \mathbb{R}^{n \times d}$ from the intermediate transformer input x_t . Here, n and d denote the number and dimension of feature tokens, respectively. Denoting $K_{fb} \in \mathbb{R}^{m \times d}$, and $V_{fb} \in \mathbb{R}^{m \times d}$ as stored keys and values from previous frames, where m indicates the size of the bank, we can write the extended self-attention:

$$\text{ExAttn} = \text{softmax} \left(\frac{Q_t \cdot [K_t, K_{fb}]^{Tr}}{\sqrt{d}} \right) [V_t, V_{fb}] \quad (1)$$

$[\cdot]$ and Tr denotes concatenation and transpose operation. Essentially, this extended self-attention functions as a weighted sum of similar areas across frames, thereby aligning the current frame with its past for improved consistency. (More illustrations can be found in Appendix A.2) Without

specific notification, we extend all the self-attention layers with all denoising times. Further details on updating the feature bank will be explained in Section 4.3.

4.2 Feature fusion

While extended self-attention offers significant improvements in consistency, it operates implicitly through attention. We further introduce an explicit strategy for enhancing fine-grained consistency by directly fusing features based on correspondence. This is motivated by recent findings that diffusion features [40, 22] during the U-Net forward process contain rich correspondences between images. As shown on the right of Figure 3, for a given video frame I_t , we obtain the output features for the intermediate blocks $O_t \in \mathbb{R}^{n \times d}$, and we also maintain the output features of past frames $O_{fb} \in \mathbb{R}^{m \times d}$. For the token at position p in O_t , we seek the closed token at position q in O_{fb} , utilizing cosine similarity as described in [40]. We denote $O_t(p)$ as selecting the token p from O_t and O'_t as the fused output feature.

$$O'_t(p) = (1 - \alpha) O_t(p) + \alpha O_{fb}(q), \text{ where } q = \arg \max (O_t(p) \cdot O_{fb}^{Tr}) \quad (2)$$

Where α is a hyperparameter to identify the strength of fusion, which is usually set to 0.75. Intuitively, this direct feature fusion aims to enhance consistency by merging similar regions from past frames to the current frame. In some cases, the current frame introduces novel regions which are absent in past frames. To prevent misalignment, we generate a mask based on a predefined similarity threshold. This ensures that feature fusion is only conducted when a patch closely matches another patch in the past frames (as indicated by a high cosine similarity score). Our analysis further indicates that the location of feature fusion across various network blocks significantly impacts overall performance. Specifically, we observed that limiting feature fusion to the low-resolution decoder blocks results in optimal performance enhancements. For a comprehensive comparison and further insights, refer to Appendix A.3.

4.3 Updating the feature bank with dynamic merging

Denoting all transformer intermediate features of frame I_t as $T_t = \{K_t, V_t, O_t\}$, where K_t and V_t are projected keys and values of self-attention input, O_t is the output of transformer block. An initial method for creating a feature bank is to store features from a constant number of frames. As depicted in Figure 4 (a), after deciding the maximum number of frames which is set to 2, the bank operates like a queue: as new frames arrive, the oldest frames are popped out to make space for the newcomers. Yet, this method encounters two primary limitations: (1) the continuous removal of the oldest frames restricts the feature span to a brief temporal window, and (2) the redundant features in the bank incur extra storage and processing costs.

To create a compact and informative bank, we propose to dynamically merge (DyMe) the stored features and newly coming features. As shown in Figure 4 (b), at timestep 2, we merge T_1 and T_2 into $T_{\{1,2\}}$, which has the same size as T_1 . By applying DyMe, we can get condensed bank $T_{\{1,2,3,4\}}$ which contains the information for all 4 frames, yet occupies only half the space of a naive queue. We follow the efficient bipartite matching technique [1, 2] to do the merging. In more detail: (1) we first concatenate features of the current frame (green boxes) and features stored in the bank (gray boxes); (2) we then randomly partition the features into two sets source (src) and destination (dst) of equal size; (3) For each feature vector in src, we find its most similar feature in dst using cosine similarity; and finally (4) we merge src features entirely to dst by averaging their values. Our experiments show that our dynamically merged feature bank brings better performance-speed trade-off than the naive queue-based bank. Empirically, we find the feature bank can be condensed to the size of storing just one frame. For more details, please refer to Section 5.4.2.

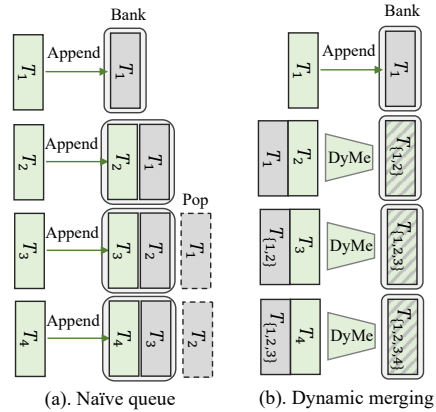


Figure 4: **Naïve queue vs our dynamic merging (DyMe).** DyMe has a more compact and informative feature bank.




Figure 5: **Qualitative comparison with representative V2V models.** Prompt is 'A pixel art of a man doing a handstand on the street'. Our method stands out in terms of prompt alignment and overall frame consistency. We highly encourage readers to refer to video comparisons in our supplementary videos.

5 Experiments

5.1 Implementation details

We built our method on StreamDiffusion [16] with Latent Consistency Model [23]. By default, we use 4-step LCM without the classifier-free guidance [11]. We update the feature bank every 4 frames. The underlining image-to-image method is SDEdit [25], with an initial noise strength of 0.4. Unlike some methods [50, 20] which use frame interpolation to generate high FPS video, our StreamV2V generates *all* frames in the same pipeline.

We build our user study by selecting 19 object-centric videos from the DAVIS dataset [30], covering diverse subjects such as humans and animals. We reuse 67 prompts from [20], ranging from stylization to object swaps, for these videos. We conduct a thorough comparison with state-of-the-art V2V methods such as Rerender [50], CoDeF [28], TokenFlow [7], and FlowVid [20], utilizing their official codes under default settings. We report both qualitative comparison 5.2, and quantitative metrics 5.3, such as CLIP score [32], warp error [18], and user preference, to verify the effectiveness of our method.

5.2 Qualitative results

In Figure 5, we qualitatively compare our StreamV2V with several representative V2V methods. Starting with our per-frame baseline StreamDiffusion [16], which treats each frame independently. StreamDiffusion often results in noticeable flickering, such as the background flowers and the dancer’s legs. CoDeF [28] tends to produce outputs with significant blurriness, especially when there is a big motion within the input video, which fails in the construction of the canonical image. Rerender [50] fails to keep tracking the clothes color of the dance, which fluctuates between brown and blue. TokenFlow [7] occasionally struggles to follow the prompt, such as transforming the video into pixel art. FlowVid [20] maintains good prompt alignment but similarly struggles with color consistency in clothing and suffers from blurriness in the final frame. In contrast, our method stands out in terms of editing capabilities and overall video quality, demonstrating superior performance over these methods. We highly encourage readers to refer to more video comparisons in our supplementary videos.

Table 1: **Quantitative metrics comparison.** We report the CLIP score and warp error to indicate the consistency of generated videos. We bold the **best** result and underline the second best.

	StreamDiffusion	CoDeF	Rerender	TokenFlow	FlowVid	StreamV2V (ours)
CLIP score \uparrow	95.24	96.33	96.20	97.04	<u>96.68</u>	96.58
Warp error \downarrow	117.01	116.17	<u>107.00</u>	114.25	111.09	102.99

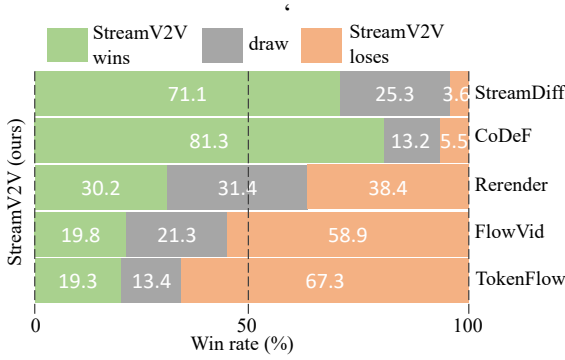


Figure 6: **User study comparison.** The win rate indicates the frequency our StreamV2V is preferred compared with certain counterpart.

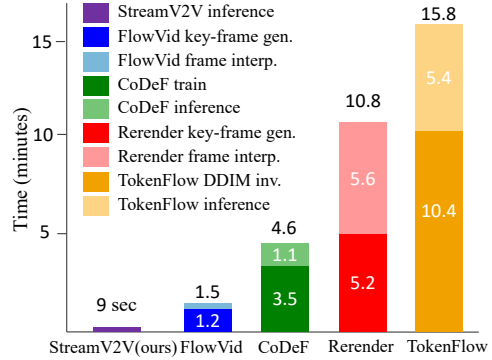


Figure 7: **Runtime breakdown** on one A100 GPU of generating a 4-second 512x512 resolution video with 30 FPS.

5.3 Quantitative results

5.3.1 Evaluation metrics

CLIP score Following previous research [20], we first utilize CLIP [32] to evaluate the consistency of generated videos. Specifically, we first get the CLIP image embeddings for all the video frames, then we measure the mean cosine similarity across all sequential frame pairs. Our evaluation, detailed in Table 1, includes an analysis of 67 video-prompt pairs from the DAVIS dataset. TokenFlow shows superior performance in maintaining temporal consistency which aligns with the findings from our user study. StreamDiffusion, which is a per-frame image model, achieves the worst score. Our StreamV2V ranks in third place regarding CLIP score. Taking the consideration that our StreamV2V is significantly faster than these V2V methods (Section 5.3.3), our method could have a good performance-speed trade-off.

Warp error We also propose to use warp error [18] as a measure of temporal consistency following previous research [4, 7]. We first compute the optical flow between consecutive frames in input video using a pre-trained flow estimator [41]. Then we warp the frame in the transferred video to the next using the estimated flow. This allows for the evaluation of pixel discrepancies between the warped frame and the target counterpart. We calculate the average mean squared pixel error over the un-occluded regions as warp error. As shown in Table 1, our StreamV2V achieves the best warp error among all the methods.

5.3.2 User study

We further conducted a human evaluation to compare our method with five notable works. The user study involves 67 video-prompt pairs from DAVIS. We adopt a Two-alternative Forced Choice (2AFC) protocol used in [50, 7], where participants are shown our result and a counterpart result, and are asked to identify which one has the best quality, considering both temporal consistency and text alignment. For each comparison, feedback was gathered from at least three different participants. The final win rates are shown in Figure 6. We find users significantly favor our StreamV2V over StreamDiffusion baseline ($>70\%$ win rates) and CoDeF ($>80\%$ win rates). It is important to note that while our method does not outperform the more advanced V2V methods such as Rerender, FlowVid, and TokenFlow, StreamV2V primarily aims to achieve real-time video transfer, rather than beating the state-of-the-art V2V methods. We have made all videos from the user study available on our project page for further examination. More details about user study could be find in Appendix A.5.




Figure 8: **Ablation on Extended self-Attention (EA) and Feature Fusion (FF)**. Warp error is averaged within 18 videos.

Table 2: **Ablation on different feature banks**. No bank indicates the StreamDiffusion baseline. Queue represents the naive first-in-first-out queue. Our Dynamic Merging (DyMe) maintains a compact and informative bank.

Bank type (size)	Time (ms)	Mem (GiB)	Warp error ↓
no bank (0)	60	3.68	85.2
queue (1)	70	4.03	76.4
queue (2)	79	4.17	74.8
queue (4)	100	4.77	72.4
DyMe (1)	75	4.07	73.4

5.3.3 Pipeline runtime

We benchmark the runtime with a 512×512 resolution video containing 120 frames (4 seconds video with FPS of 30) in Figure 7. The runtime for FlowVid, CoDeF, Rerender, and TokenFlow is taken from the FlowVid paper [20]. FlowVid [20] and Rerender [50] first generate key frames, then use frame interpolation methods [14, 13] to generate non-key frames. We choose the keyframe interval of 4 for these two methods, following [20]. Two other methods, CoDeF [28] and TokenFlow [7], both require per-video preparation. Specifically, CoDeF involves training a model for reconstructing the canonical image, while TokenFlow requires a 500-step DDIM inversion process to acquire the latent representation. Unlike all these methods requiring two-stage processing, our StreamV2V produces all the frames in one single stage. We continue to use xFormers [19] for fair comparisons with existing methods. Our StreamV2V processes videos in 9 seconds with the 4-step LCM, making it significantly faster than current approaches. It’s notable that while existing V2V methods use an A100-80GB GPU for runtime measurement, we only use an A100-40GB GPU. Despite this, StreamV2V remains significantly faster. Further acceleration is possible with fewer steps, though this may slightly affect performance. For more details, see Appendix A.4.

5.4 Ablation study

We ablate several of our key designs in this section. The evaluation set contains 18 in-house videos with cartoon-style prompts.

5.4.1 Extended self-Attention (SA) and Feature Fusion (FF)

As shown in Figure 8, the StreamDiffusion baseline, which doesn’t have EA or FF, produces inconsistent outcomes. Noticeable flickering can be observed in the man’s hands and hair and the strips on the clothes. After introducing the EA (the third column), the consistency is much improved, with the warp error decreased from 85.2 to 74.0. However, some artifacts persist in the man’s hand. After further introducing FF (the last column), we have the most consistent result, with the lowest warp error of 73.4. We also isolate the effect of FF in the fourth column, we lower the warp error from 85.2 to 80.4 with the introduction of FF.

5.4.2 Dynamic merging (DyMe) bank

We study different feature banks in Table 2. In the case of no bank, which represents the StreamDiffusion baseline, it needs 60 ms to process a 512×512 frame on a single A100 GPU. However, its warp error is considerably high at 85.2. For queue-based banks, we test sizes of 1, 2, and 4. As expected, increasing bank size raises inference time but reduces warp error. Our dynamic merging (DyMe) bank achieves a running speed of 75 ms, faster than the queue bank of size 2, while maintaining a lower warp error. We also report the memory usage obtained via the nvidia-smi command. The introduced DyMe bank only adds a very small 10% more GPU memory overhead to StreamDiffusion.



Figure 9: **Limitations of StreamV2V.** (a). StreamV2V fails to alter the person within the input video into Pope or Batman. (b). StreamV2V can produce inconsistent output, as seen in the girl for Anime style and the backpack straps for Van Gogh style.

5.5 Limitations

Despite achieving notable improvements, our model encounters certain limitations. First, our StreamV2V can fail to alter the video with the provided prompts. As shown in Figure 9(a), when we try to transfer the man to Pope or Batman, our model struggles to change the input video. This may be due to the use of SDEdit [25] as the primary image editing method, which has limited ability to significantly alter objects. We also find that increasing initial noise strength can improve editability but at the cost of introducing more pixel flickering. Another limitation is that StreamV2V can produce inconsistent output, especially for videos with rapid movements of the camera or the object. This is also the major reason why our StreamV2V still cannot match the performance of state-of-the-art FlowVid and TokenFlow. As demonstrated in Figure 9(b), when converting the video into anime style, the appearance of the girl in the background changes significantly. Similarly, when applying Van Gogh style, there are noticeable changes to the backpack straps of the man.

6 Conclusion

In this paper, we present StreamV2V: a diffusion model that can perform real-time video-to-video translation for streaming videos. The key to StreamV2V lies in a look-backward mechanism that enables the current frame to reason the past to ensure consistency. We propose a feature bank to store the intermediate features for past frames and reuse them in the current frame generation via extended self-attention and direct feature fusion. Furthermore, we propose dynamic merging, a method to make the bank compact and informative. Our evaluation shows that StreamV2V is an order of magnitude faster than existing video-to-video methods and can produce temporally consistent outputs.

Broad Impacts

Our research aims to synthesize consistent videos with significant efficiency, intended for beneficial uses. However, like many generative models, it may also be exploited for fraudulent or other harmful purposes. We strongly oppose any use of our technology to create misleading or harmful content. Furthermore, we acknowledge that the videos produced by our model contain subtle artifacts, which are easily identifiable by humans.

Acknowledgments and Disclosure of Funding

We would like to express sincere gratitude to Hung-Yueh Chiang, Dennis Menn, and Wen Liu for their valuable discussion and feedback.

Feng Liang and Diana Marculescu were supported in part by the ONR Minerva program, iMAGiNE - the Intelligent Machine Engineering Consortium at UT Austin, and a UT Cockrell School of Engineering Doctoral Fellowship.

References

- [1] Daniel Bolya, Cheng-Yang Fu, Xiaoliang Dai, Peizhao Zhang, Christoph Feichtenhofer, and Judy Hoffman. 2022. Token merging: Your vit but faster. *arXiv preprint arXiv:2210.09461*.
- [2] Daniel Bolya and Judy Hoffman. 2023. Token Merging for Fast Stable Diffusion. In *Proceedings of the IEEE/CVF Conference on Computer Vision and Pattern Recognition*, pages 4598–4602.
- [3] Tim Brooks, Aleksander Holynski, and Alexei A Efros. 2023. Instructpix2pix: Learning to follow image editing instructions. In *Proceedings of the IEEE/CVF Conference on Computer Vision and Pattern Recognition*, pages 18392–18402.
- [4] Duygu Ceylan, Chun-Hao P Huang, and Niloy J Mitra. 2023. Pix2video: Video editing using image diffusion. In *Proceedings of the IEEE/CVF International Conference on Computer Vision*, pages 23206–23217.
- [5] Weifeng Chen, Jie Wu, Pan Xie, Hefeng Wu, Jiashi Li, Xin Xia, Xuefeng Xiao, and Liang Lin. 2023. Control-A-Video: Controllable Text-to-Video Generation with Diffusion Models. *arXiv preprint arXiv:2305.13840*.
- [6] Patrick Esser, Johnathan Chiu, Parmida Atighehchian, Jonathan Granskog, and Anastasis Germanidis. 2023. Structure and content-guided video synthesis with diffusion models. In *Proceedings of the IEEE/CVF International Conference on Computer Vision*, pages 7346–7356.
- [7] Michal Geyer, Omer Bar-Tal, Shai Bagon, and Tali Dekel. 2023. Tokenflow: Consistent diffusion features for consistent video editing. *arXiv preprint arXiv:2307.10373*.
- [8] Yuwei Guo, Ceyuan Yang, Anyi Rao, Yaohui Wang, Yu Qiao, Dahua Lin, and Bo Dai. 2023. Animatediff: Animate your personalized text-to-image diffusion models without specific tuning. *arXiv preprint arXiv:2307.04725*.
- [9] Amir Hertz, Ron Mokady, Jay Tenenbaum, Kfir Aberman, Yael Pritch, and Daniel Cohen-Or. 2022. Prompt-to-prompt image editing with cross attention control. *arXiv preprint arXiv:2208.01626*.
- [10] Amir Hertz, Andrey Voynov, Shlomi Fruchter, and Daniel Cohen-Or. 2023. Style aligned image generation via shared attention. *arXiv preprint arXiv:2312.02133*.
- [11] Jonathan Ho and Tim Salimans. 2022. Classifier-free diffusion guidance. *arXiv preprint arXiv:2207.12598*.
- [12] Jonathan Ho, Tim Salimans, Alexey Gritsenko, William Chan, Mohammad Norouzi, and David J Fleet. 2022. Video diffusion models. *arXiv:2204.03458*.
- [13] Zhewei Huang, Tianyuan Zhang, Wen Heng, Boxin Shi, and Shuchang Zhou. 2022. Real-Time Intermediate Flow Estimation for Video Frame Interpolation. In *Proceedings of the European Conference on Computer Vision (ECCV)*.
- [14] Ondrej Jamriska. 2018. Ebsynth: Fast Example-based Image Synthesis and Style Transfer. <https://github.com/jamriska/ebsynth>.
- [15] Levon Khachatryan, Andranik Movsisyan, Vahram Tadevosyan, Roberto Henschel, Zhangyang Wang, Shant Navasardyan, and Humphrey Shi. 2023. Text2video-zero: Text-to-image diffusion models are zero-shot video generators. *arXiv preprint arXiv:2303.13439*.

- [16] Akio Kodaira, Chenfeng Xu, Toshiki Hazama, Takanori Yoshimoto, Kohei Ohno, Shogo Mitsuhori, Soichi Sugano, Hanying Cho, Zhijian Liu, and Kurt Keutzer. 2023. StreamDiffusion: A Pipeline-level Solution for Real-time Interactive Generation. *arXiv preprint arXiv:2312.12491*.
- [17] Max Ku, Cong Wei, Weiming Ren, Huan Yang, and Wenhua Chen. 2024. AnyV2V: A Plug-and-Play Framework For Any Video-to-Video Editing Tasks. *arXiv preprint arXiv:2403.14468*.
- [18] Wei-Sheng Lai, Jia-Bin Huang, Oliver Wang, Eli Shechtman, Ersin Yumer, and Ming-Hsuan Yang. 2018. Learning blind video temporal consistency. In *Proceedings of the European conference on computer vision (ECCV)*, pages 170–185.
- [19] Benjamin Lefaudeux, Francisco Massa, Diana Liskovich, Wenhan Xiong, Vittorio Caggiano, Sean Naren, Min Xu, Jieru Hu, Marta Tintore, Susan Zhang, Patrick Labatut, Daniel Haziza, Luca Wehrstedt, Jeremy Reizenstein, and Grigory Sizov. 2022. xFormers: A modular and hackable Transformer modelling library. <https://github.com/facebookresearch/xformers>.
- [20] Feng Liang, Bichen Wu, Jialiang Wang, Licheng Yu, Kunpeng Li, Yanan Zhao, Ishan Misra, Jia-Bin Huang, Peizhao Zhang, Peter Vajda, et al. 2023. FlowVid: Taming Imperfect Optical Flows for Consistent Video-to-Video Synthesis. *arXiv preprint arXiv:2312.17681*.
- [21] Shanchuan Lin and Xiao Yang. 2024. AnimateDiff-Lightning: Cross-Model Diffusion Distillation. *arXiv preprint arXiv:2403.12706*.
- [22] Grace Luo, Lisa Dunlap, Dong Huk Park, Aleksander Holynski, and Trevor Darrell. 2023. Diffusion Hyperfeatures: Searching Through Time and Space for Semantic Correspondence. In *Advances in Neural Information Processing Systems*.
- [23] Simian Luo, Yiqin Tan, Longbo Huang, Jian Li, and Hang Zhao. 2023. Latent consistency models: Synthesizing high-resolution images with few-step inference. *arXiv preprint arXiv:2310.04378*.
- [24] Xinyin Ma, Gongfan Fang, and Xinchao Wang. 2023. Deepcache: Accelerating diffusion models for free. *arXiv preprint arXiv:2312.00858*.
- [25] Chenlin Meng, Yutong He, Yang Song, Jiaming Song, Jiajun Wu, Jun-Yan Zhu, and Stefano Ermon. 2021. Sdedit: Guided image synthesis and editing with stochastic differential equations. *arXiv preprint arXiv:2108.01073*.
- [26] Chenlin Meng, Robin Rombach, Ruiqi Gao, Diederik Kingma, Stefano Ermon, Jonathan Ho, and Tim Salimans. 2023. On distillation of guided diffusion models. In *Proceedings of the IEEE/CVF Conference on Computer Vision and Pattern Recognition*, pages 14297–14306.
- [27] Chong Mou, Xintao Wang, Liangbin Xie, Jian Zhang, Zhongang Qi, Ying Shan, and Xiao Hu Qie. 2023. T2i-adapter: Learning adapters to dig out more controllable ability for text-to-image diffusion models. *arXiv preprint arXiv:2302.08453*.
- [28] Hao Ouyang, Qiuyu Wang, Yuxi Xiao, Qingyan Bai, Juntao Zhang, Kecheng Zheng, Xiaowei Zhou, Qifeng Chen, and Yujun Shen. 2023. Codef: Content deformation fields for temporally consistent video processing. *arXiv preprint arXiv:2308.07926*.
- [29] Junting Pan, Siyu Chen, Mike Zheng Shou, Yu Liu, Jing Shao, and Hongsheng Li. 2021. Actor-context-actor relation network for spatio-temporal action localization. In *Proceedings of the IEEE/CVF Conference on Computer Vision and Pattern Recognition*, pages 464–474.
- [30] Jordi Pont-Tuset, Federico Perazzi, Sergi Caelles, Pablo Arbeláez, Alex Sorkine-Hornung, and Luc Van Gool. 2017. The 2017 davis challenge on video object segmentation. *arXiv preprint arXiv:1704.00675*.
- [31] Chenyang Qi, Xiaodong Cun, Yong Zhang, Chenyang Lei, Xintao Wang, Ying Shan, and Qifeng Chen. 2023. Fatezero: Fusing attentions for zero-shot text-based video editing. *arXiv preprint arXiv:2303.09535*.

- [32] Alec Radford, Jong Wook Kim, Chris Hallacy, Aditya Ramesh, Gabriel Goh, Sandhini Agarwal, Girish Sastry, Amanda Askell, Pamela Mishkin, Jack Clark, et al. 2021. Learning transferable visual models from natural language supervision. In *International conference on machine learning*, pages 8748–8763. PMLR.
- [33] Aditya Ramesh, Prafulla Dhariwal, Alex Nichol, Casey Chu, and Mark Chen. 2022. Hierarchical text-conditional image generation with clip latents. *arXiv preprint arXiv:2204.06125*, 1(2):3.
- [34] Robin Rombach, Andreas Blattmann, Dominik Lorenz, Patrick Esser, and Björn Ommer. 2022. High-resolution image synthesis with latent diffusion models. In *Proceedings of the IEEE/CVF conference on computer vision and pattern recognition*, pages 10684–10695.
- [35] Chitwan Saharia, William Chan, Saurabh Saxena, Lala Li, Jay Whang, Emily L Denton, Kamyar Ghasemipour, Raphael Gontijo Lopes, Burcu Karagol Ayan, Tim Salimans, et al. 2022. Photorealistic text-to-image diffusion models with deep language understanding. *Advances in Neural Information Processing Systems*, 35:36479–36494.
- [36] Axel Sauer, Dominik Lorenz, Andreas Blattmann, and Robin Rombach. 2023. Adversarial diffusion distillation. *arXiv preprint arXiv:2311.17042*.
- [37] Uriel Singer, Amit Zohar, Yuval Kirstain, Shelly Sheynin, Adam Polyak, Devi Parikh, and Yaniv Taigman. 2024. Video Editing via Factorized Diffusion Distillation. *arXiv preprint arXiv:2403.09334*.
- [38] Jiaming Song, Chenlin Meng, and Stefano Ermon. 2020. Denoising diffusion implicit models. *arXiv preprint arXiv:2010.02502*.
- [39] Yang Song, Prafulla Dhariwal, Mark Chen, and Ilya Sutskever. 2023. Consistency models.
- [40] Luming Tang, Menglin Jia, Qianqian Wang, Cheng Perng Phoo, and Bharath Hariharan. 2024. Emergent correspondence from image diffusion. *Advances in Neural Information Processing Systems*, 36.
- [41] Zachary Teed and Jia Deng. 2020. Raft: Recurrent all-pairs field transforms for optical flow. In *Computer Vision–ECCV 2020: 16th European Conference, Glasgow, UK, August 23–28, 2020, Proceedings, Part II 16*, pages 402–419. Springer.
- [42] Yoad Tewel, Omri Kaduri, Rinon Gal, Yoni Kasten, Lior Wolf, Gal Chechik, and Yuval Atzmon. 2024. Training-Free Consistent Text-to-Image Generation. *arXiv preprint arXiv:2402.03286*.
- [43] Narek Tumanyan, Michal Geyer, Shai Bagon, and Tali Dekel. 2023. Plug-and-play diffusion features for text-driven image-to-image translation. In *Proceedings of the IEEE/CVF Conference on Computer Vision and Pattern Recognition*, pages 1921–1930.
- [44] Wen Wang, Kangyang Xie, Zide Liu, Hao Chen, Yue Cao, Xinlong Wang, and Chunhua Shen. 2023. Zero-shot video editing using off-the-shelf image diffusion models. *arXiv preprint arXiv:2303.17599*.
- [45] Xiang Wang, Hangjie Yuan, Shiwei Zhang, Dayou Chen, Jiuniu Wang, Yingya Zhang, Yujun Shen, Deli Zhao, and Jingren Zhou. 2023. VideoComposer: Compositional Video Synthesis with Motion Controllability. *arXiv preprint arXiv:2306.02018*.
- [46] Felix Wimbauer, Bichen Wu, Edgar Schoenfeld, Xiaoliang Dai, Ji Hou, Zijian He, Artsiom Sanakoyeu, Peizhao Zhang, Sam Tsai, Jonas Kohler, et al. 2023. Cache Me if You Can: Accelerating Diffusion Models through Block Caching. *arXiv preprint arXiv:2312.03209*.
- [47] Bichen Wu, Ching-Yao Chuang, Xiaoyan Wang, Yichen Jia, Kapil Krishnakumar, Tong Xiao, Feng Liang, Licheng Yu, and Peter Vajda. 2023. Fairy: Fast Parallelized Instruction-Guided Video-to-Video Synthesis. *arXiv preprint arXiv:2312.13834*.
- [48] Chao-Yuan Wu, Christoph Feichtenhofer, Haoqi Fan, Kaiming He, Philipp Krahenbuhl, and Ross Girshick. 2019. Long-term feature banks for detailed video understanding. In *Proceedings of the IEEE/CVF Conference on Computer Vision and Pattern Recognition*, pages 284–293.

- [49] Jay Zhangjie Wu, Yixiao Ge, Xintao Wang, Stan Weixian Lei, Yuchao Gu, Yufei Shi, Wynne Hsu, Ying Shan, Xiaohu Qie, and Mike Zheng Shou. 2023. Tune-a-video: One-shot tuning of image diffusion models for text-to-video generation. In *Proceedings of the IEEE/CVF International Conference on Computer Vision*, pages 7623–7633.
- [50] Shuai Yang, Yifan Zhou, Ziwei Liu, and Chen Change Loy. 2023. Rerender A Video: Zero-Shot Text-Guided Video-to-Video Translation. *arXiv preprint arXiv:2306.07954*.
- [51] Tianwei Yin, Michaël Gharbi, Richard Zhang, Eli Shechtman, Fredo Durand, William T Freeman, and Taesung Park. 2023. One-step Diffusion with Distribution Matching Distillation. *arXiv preprint arXiv:2311.18828*.
- [52] Yabo Zhang, Yuxiang Wei, Dongsheng Jiang, Xiaopeng Zhang, Wangmeng Zuo, and Qi Tian. 2023. ControlVideo: Training-free Controllable Text-to-Video Generation. *arXiv preprint arXiv:2305.13077*.
- [53] Min Zhao, Rongzhen Wang, Fan Bao, Chongxuan Li, and Jun Zhu. 2023. ControlVideo: Adding Conditional Control for One Shot Text-to-Video Editing. *arXiv preprint arXiv:2305.17098*.
- [54] Yupeng Zhou, Daquan Zhou, Ming-Ming Cheng, Jiashi Feng, and Qibin Hou. 2024. StoryDiffusion: Consistent Self-Attention for Long-Range Image and Video Generation. *arXiv preprint arXiv:2405.01434*.

A Appendix

A.1 Diagram of stream batch

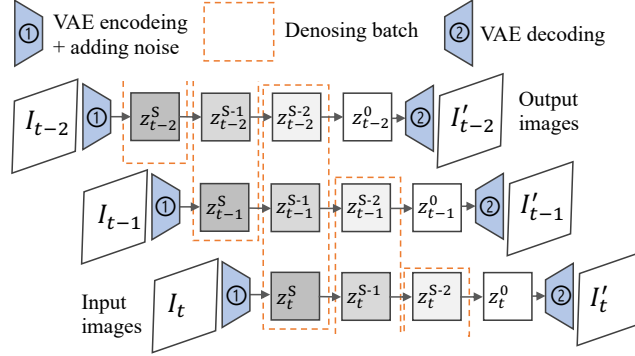


Figure 10: **Stream batch of StreamDiffusion.** It enables the processing of S images with different denoising steps in a batch (S is set to 3).

A.2 Heatmap visualization of extended self-attention

Given an anchor point (marked in red) in frame 4, we extract its query tensor from the last layer of the UNet up-block. We also obtain and store key tensors from the preceding frames 1, 2, and 3. We then calculate the dot product between the anchor query and stored key tensors. The most similar position is marked in red point in frames 1, 2, and 3. This shows that the anchor point in frame 4 is highly correlated with the same goggle spot in earlier frames, indicating that extended self-attention functions as a weighted sum of similar areas across frames, thereby aligning the current frame with its past for improved consistency.

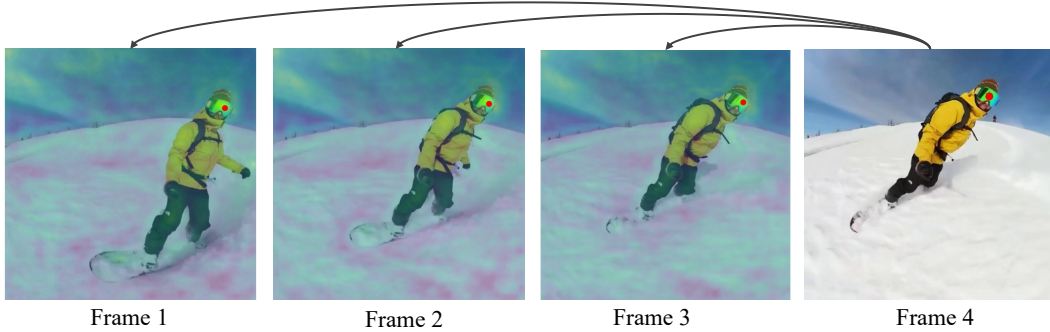


Figure 11: **Heatmap of extended self-attention.** The anchor point (marked as red) in frame 4 has a very high correlation with the same goggles spot in previous frames.

A.3 Feature fusion positions

While feature fusion significantly enhances temporal consistency, it may result in blurry artifacts. As demonstrated in Figure 12, incorporating feature fusion in the layers makes the cat’s face appear blurry. We believe that doing feature fusion at high-resolution features would average the features across frames, resulting in a diminishing of details. Thus, we suggest applying feature fusion only to low-resolution features, specifically within the middle block and the first two blocks of the upper block. As displayed in the right column of Figure 12, this approach preserves higher-quality details compared to using all layers.

A.4 Different denoising steps

As outlined in Section 5.1, our StreamV2V utilizes LCM [23] as the accelerated diffusion model. LCM can perform denoising in 4, 2, or 1 steps, and we examine these variations in Figure 13.




Figure 12: **Ablation on feature fusion (FF) layers.** Applying FF to all layers sometimes results in blurry artifacts, as seen in the cat’s face. We propose to only apply FF to low-resolution layers, specifically the middle block (mid) and the first two blocks of the upper block (up01).




Figure 13: **Ablation on different denoising steps.** While using fewer denoising steps would accelerate the inference time for every frame, we do observe a certain level of quality drop if we use only 1 step.

Reducing the number of steps decreases the inference time per frame from 75 ms to 41 ms. However, this also leads to a decline in video quality. Unless otherwise specified, we use the 4-step LCM to achieve optimal performance.


A.5 More details of user study

As described in Section 5.3.2, we conducted a user study to compare our method with existing approaches. Figure 14 illustrates the interface presented to each participant. The instructions given to users were as follows: "The left/right video is labeled as A/B. You will be asked three questions to

Video Comparison

breakdance-flare_impressionist_1.mp4

Prompt: An impressionist painting of a man doing a handstand on the street



1. Which one is more consistent:

☐ A ☐ B ☐ Draw

2. Which one aligns better with the prompt:

☐ A ☐ B ☐ Draw

3. Which one do you think is better:

☐ A ☐ B ☐ Draw

[Next Video](#)

Figure 14: **User study Interface.** Each user is asked three questions about temporal consistency, prompt alignment and overall preference.

compare these two videos. If you perceive minimal differences between the videos, whether they are both good or bad, please select 'draw'.

We do note that the preference is very subjective and there are huge variances between users (we have at least three users for each experiment). We report the mean and standard deviation of user performance in Table 2.

Table 2: **Comparison of StreamV2V against various models.** We also report the mean and standard deviation (std) for each set of users.

Model	StreamV2V wins (mean \pm std)	Draws (mean \pm std)	StreamV2V loses (mean \pm std)
vs. StreamDiffusion	71.1 \pm 10.2	25.3 \pm 13.3	3.6 \pm 5.2
vs. CoDeF	81.3 \pm 20.1	13.2 \pm 12.1	5.5 \pm 9.3
vs. Rerender	30.2 \pm 15.1	31.4 \pm 7.8	38.4 \pm 18.9
vs. FlowVid	19.8 \pm 9.5	21.3 \pm 8.5	58.9 \pm 18.0
vs. TokenFlow	19.3 \pm 9.0	13.4 \pm 9.7	67.3 \pm 13.4