
Open-Vocabulary SAM3D: Understand Any 3D Scene

Hanchen Tai^{1*} Qingdong He^{2*} Jiangning Zhang^{2†} Yijie Qian¹
Zhenyu Zhang³ Xiaobin Hu² Yabiao Wang² Yong Liu¹
¹Zhejiang University ²Youtu Lab, Tencent ³Nanjing University
<https://hithqd.github.io/projects/OV-SAM3D/>

Abstract

Open-vocabulary 3D scene understanding presents a significant challenge in the field. Recent advancements have sought to transfer knowledge embedded in vision-language models from the 2D domain to 3D domain. However, these approaches often require learning prior knowledge from specific 3D scene datasets, which limits their applicability in open-world scenarios. The Segment Anything Model (SAM) has demonstrated remarkable zero-shot segmentation capabilities, prompting us to investigate its potential for comprehending 3D scenes without the need for training. In this paper, we introduce OV-SAM3D, a universal framework for open-vocabulary 3D scene understanding. This framework is designed to perform understanding tasks for any 3D scene without requiring prior knowledge of the scene. Specifically, our method is composed of two key sub-modules: First, we initiate the process by generating superpoints as the initial 3D prompts and refine these prompts using segment masks derived from SAM. Moreover, we then integrate a specially designed overlapping score table with open tags from the Recognize Anything Model (RAM) to produce final 3D instances with open-world label. Empirical evaluations conducted on the ScanNet200 and nuScenes datasets demonstrate that our approach surpasses existing open-vocabulary methods in unknown open-world environments. Full codes and models will be made publicly available.

1 Introduction

Recently, research on foundation models has been booming [10, 4, 28, 27, 29, 13, 1, 39], and they have shown emergent capabilities of complex reasoning, reasoning with knowledge, and out-of-distribution robustness [38]. Beyond the field of NLP, foundation models profoundly influence many other fields [25, 21, 37], especially the emergence of Segment Anything Model (SAM) [21] which has brought a new breakthrough in the computer vision community. The zero-shot segmentation performance of SAM is amazing, so some works attempt to extend the powerful generalization ability to other downstream tasks [30, 24, 7, 43], and 3D scene segmentation and understanding is a significant transferable domain [41, 40, 36].

Subject to the difficulty and cost of collecting 3D data, transferring knowledge of foundation models from the 2D domain to the 3D domain is a feasible solution to achieve zero-shot learning in the 3D scene. Existing studies such as SAM3D [41] and SAMPro3D [40] can effectively segment 3D instances, but these methods are limited by the fact that SAM only achieves segmentation without recognition, unable to achieve 3D scene understanding.

Considering the challenge of open-vocabulary 3D scene understanding, the model should locate and recognize objects in the given 3D scene through the text guidance regardless of whether the objects have been seen before. Related works such as OpenScene [26] and OpenMask3D [36] can achieve

*Equal contributions.

†Project leader.

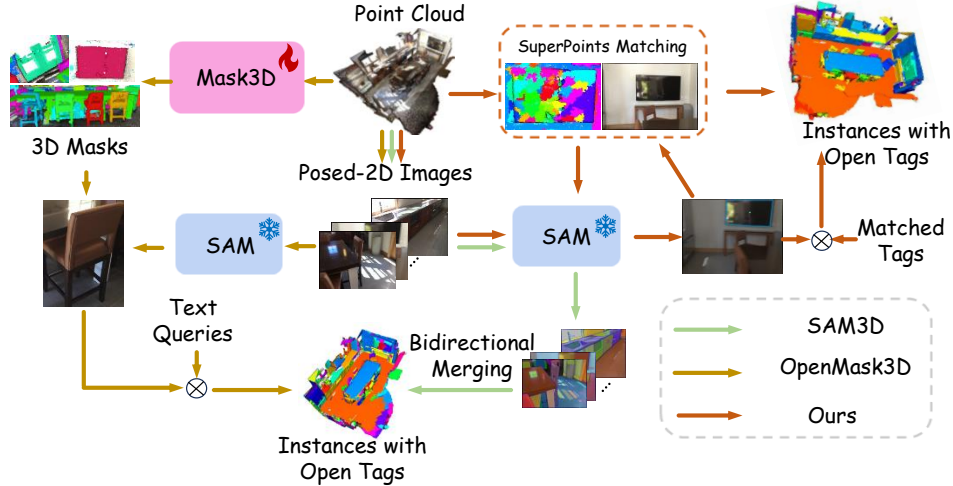


Figure 1: **Paradigm comparison with contemporary methods.** (a): SAM3D [41] successfully transfer SAM knowledge to 3D field, but it can only generate the class-agnostic segmentation results. (b): OpenMask3D [36] implements the open-vocabulary scene understanding task, but it requires training a 3D proposal network under supervision and the queried text comes from the specific dataset or human knowledge. (c): Our OV-SAM3D can not only transfer the rich knowledge of SAM to 3D field, but also further understand any 3D scene without training through the combination of multiple foundation models.

open-vocabulary 3D scene understanding given the premise of having studied similar scenes in a dataset, but they exhibit poor performance in domain transfer. For the purpose of understanding any 3D scene, our research adequately explore the powerful zero-shot segmentation ability of SAM without the need for 3D encoders pre-training on specific datasets.

In this work, we introduce OV-SAM3D, a universal open-vocabulary 3D scene understanding framework which can complete understanding tasks on any given scene without prior knowledge about the scene. Inspired by the traditional graph-based segmentation algorithm [14], our OV-SAM3D introduces superpoints as initial 3D prompts, then revises these 3D prompts to rough 3D masks and calculates the overlapping score through the back-projected segmentation results of SAM [21]. Through the recognition of RAM [44] employed in posed images of the given 3D scene and the screening of ChatGPT, OV-SAM3D can get open-world image tags and matches these tags with initial 3D prompts by vision-language model such as CLIP [27]. Based on the overlapping score and matched tags, OV-SAM3D refines the rough 3D masks to obtain the final 3D instances with labels. Compared with the existing works, our method not only breaks through the limitation of class-agnostic masks when transferring SAM knowledge from 2D to 3D domain, but also achieves better open understanding results than previous open-vocabulary 3D scene understanding algorithms(Fig. 1). As a universal 3D scene understanding algorithm, OV-SAM3D can understand arbitrary 3D scene ignorant of prior knowledge about the scene.

In order to compare with existing methods, we conduct experiments on the well-studied ScanNet200 dataset [31], but the closed-set environment goes against our original intention of understanding any 3D scene in an unknown open-world. Therefore, we further conduct experiments on the outdoor nuScenes dataset [5] where existing algorithms are rarely applied, and the results show that OV-SAM3D is superior to existing state-of-the-art methods in the open-world.

Overall, our contributions are three-fold:

- We present OV-SAM3D, a universal framework for open-vocabulary 3D scene understanding, capable of interpreting arbitrary 3D scenes without the need for any prior knowledge.
- Our approach innovatively employs superpoints to generate initial coarse 3D masks via back-projection from the Segment Anything Model (SAM), which are subsequently refined and merged using filtered open tags and a specially designed overlapping score algorithm.

- Extensive experimental evaluations on the ScanNet200 and nuScenes datasets demonstrate the superior performance of OV-SAM3D, showcasing its effectiveness in unknown open-world scenarios.

2 Related Work

Multimodal Foundation Models. Foundation model is clearly defined to highlight its role in the field of artificial intelligence [3]. The foundation models first shone brightly in the field of NLP with the emergence of transformer structures [10, 4, 13, 34, 33]. Currently, not only in the field of NLP, multimodal foundation models concentrating all data information from various modalities are also in full swing [27, 15, 12, 15]. CLIP [27] conducts contrastive learning through a large number of image-text pairs, enabling the model to understand the semantic relationship between images and texts, which can be used for various visual and language tasks. Based on this, MaskCLIP [45] extends the image-text classification ability through feature upsampling to coarse image segmentation ability. Tag2Text [19] introduces tagging tasks which obtain image tags from image-text pairs to guide the visual-language model learning visual-language features better. RAM [44] innovatively combines tagging tasks and captioning tasks which expands the recognition range of tagging. As a landmark foundation model in the vision community, SAM [21] can generate high-quality masks through point prompts, box prompts, and text prompts. Our research attempts to effectively combine the recognition capability of RAM, the localization capability of SAM and the classification capability of CLIP to complete more complex scene understanding tasks.

Zero-Shot 3D Scene Segmentation. The impressive performance of SAM in zero-shot image segmentation tasks has greatly promoted the development of foundation models in computer vision. Its derivative models can be applied to fields with high difficulty in image segmentation such as medical images, remote sensing images and even extended to 3D point clouds to achieve zero-shot 3D scene segmentation [7, 8, 30, 24, 6, 17]. Recent researches relies on SAM to implement foundation model functions in the 3D domain because of the enormous cost of collecting massive 3D point cloud data that meets the training needs of foundation models. SAM3D [41] segments multiple posed images of the given 3D scene through the panoramic segmentation function of SAM, then projects the segmentation mask to the 3D scene and iteratively merges adjacent point clouds with the bidirectional merging approach until capturing the 3D mask of the entire scene. After the preliminary attempts with SAM3D, SAMPro3D [40] samples points from the given scene and projects them into the posed images as point prompts assisting SAM to achieve more accurate segmentation. SAI3D [42] introduces the over-segmented results as super points, and calculates affinity to merge the super points to obtain the final 3D segmentation masks. These zero-shot 3D scene segmentation methods inherit the class-agnostic characteristic from SAM, which cannot recognize the segmented instance. Compared with these methods, our research challenges open-vocabulary 3D scene understanding tasks by the union of multiple foundation models.

Open-Vocabulary 3D Scene Understanding. Given any ambient text query, open-vocabulary 3D scene understanding tasks [11, 18] aim to locate and identify matched instances, regardless of whether the model has seen these instances before. OpenScene [26] trains a 3D encoder learning to extract dense features of the point cloud in the 3D scene through a distillation loss with the frozen 2D Scene Understanding model [16, 23], and ensembles with features extracted from the posed images to CLIP embeddings for an arbitrary set of queries. OpenIns3D [20] firstly uses a trained 3D network to learn class-agnostic mask proposals, and then projects these proposals onto synthetic scene-level images [2, 22]. With the 2D scene understanding model detecting the position and category of objects in the scene-level images, OpenIns3D matches the projected mask proposals to achieve open-vocabulary 3D scene understanding. OpenMask3D [36] also utilizes Mask3D [35] to generate class-agnostic masks for 3D scenes, which are projected onto the posed image of the given scene as point prompts. Then it extracts average CLIP features of multi-scale image crops obtained from segmentation results by SAM, which are matched with the CLIP embeddings of the query texts to achieve 3D scene understanding. Compared to previous studies, the significant improvement of our method is that we abandon training-required 3D encoders which limit the generalization ability of models and explore the collaborative effects of foundation models to achieve a universal open-vocabulary 3D scene understanding algorithm.

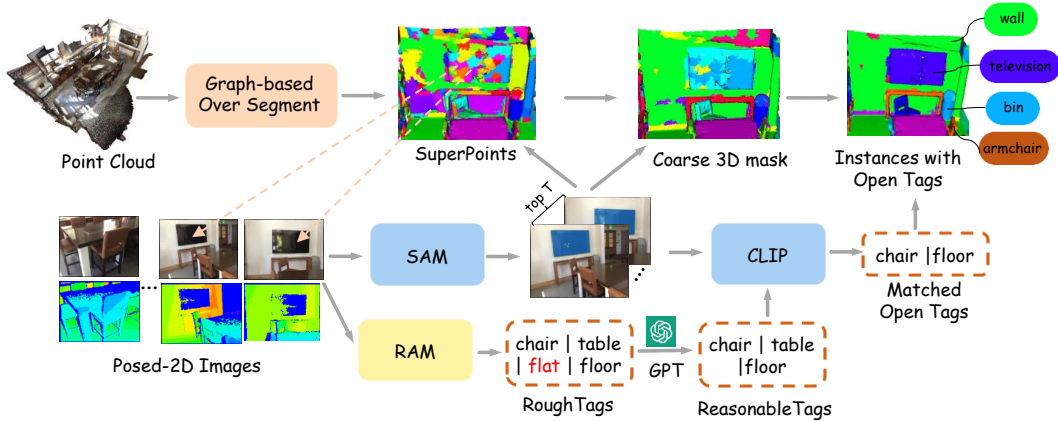


Figure 2: **Overview of our OV-SAM3D** that consists of two sub-modules: 1) SAM-centric Coarse Mask Generation (Sec. 3.1) first adapts graph-based over-segmentation method to generate superpoints and selects some as initial 3D prompts to guide SAM. Then we revise the initial 3D prompts through the masks of SAM and create an overlapping score table. 2) Open Tags Guided Coarse Mask Merging (Sec. 3.2) combines the overlapping score table and reasonable open tags recognized by RAM, thus we can achieve the open-vocabulary 3D scene understanding task to get 3D instances with label.

3 Methodology

Fig. 2 shows the detailed framework of our OV-SAM3D. Given any scene and its corresponding set of posed RGB-D images, inspired by recent works [41, 32, 42], we generate approximately over-segmentation superpoints. The core of OV-SAM3D lies in the merging these superpoints into accurate 3D instances and obtaining corresponding labels during the process. Firstly, we select high-quality superpoints as the initial 3D prompts and project them onto posed images as point prompts guiding SAM to fine segment. The segmented mask is projected back into the 3D scene for revising the initial 3D prompts to coarse masks and extract the overlapping scores of the coarse masks. Meanwhile, we utilize RAM [44] to identify open tags from the corresponding frames and filter out unreasonable tags through ChatGPT. Combining the overlapping scores and matched open tags with CLIP, we can obtain the final 3D instances with label.

3.1 SAM-centric Coarse Mask Generation

Generate SAM Masks Guided by 3D Prompts. Directly processing unstructured 3D point clouds in 3D scenes significantly influences computational efficiency, while grouping 3D points with similar geometric properties into continuous regions as superpoints remarkably accelerates the processing of OV-SAM3D. Referring to the graph based image segmentation algorithm [14], we obtain M superpoints $\{S_m \in \mathbb{R}^{P_m \times 3}\}_{m=1}^M$ and select high-quality N superpoints as the initial 3D prompts $\{Q_n\}_{n=1}^N \subseteq S$ based on P_i , which is the number of point cloud included in S_m . Then, we project the 3D prompts onto the top T views with the lowest degree of occlusion, and sample the projected pixel points as point prompts to guide SAM for fine segmentation.

Revise 3D Prompts via Back-projection. Considering the initial 3D prompts as the origin of the final 3D instance, we design an overlapping score table $F \in \mathbb{R}^{M \times N}$ to determine which origin all superpoints belong to. Then we back-project the n -th 2D mask on the t -th view as $BP_{nt} \in \mathbb{R}^{P_{nt} \times 3}$, $n \leq N, t \leq T$ for revising the randomly segmented 3D mask to a coarse 3D mask, where P_{nt} represents the number of points including in the 3D back-projection.

The basis of this revision process and subsequent merging procedure is the designed overlapping score table F which is generated following Algorithm 1. Firstly, we calculate the overlap region of other superpoints with the back-projection in the same 3D scene. Then, we add the score at the corresponding position F_{ij} which depends on whether the overlap region of $\{S_m \cap Q_n\}$ meets a certain threshold θ . After all superpoints are merged into the corresponding 3D prompts, we can get an overlapping score table F , as visualized in Fig. 3. For the overlapping score table, along the row

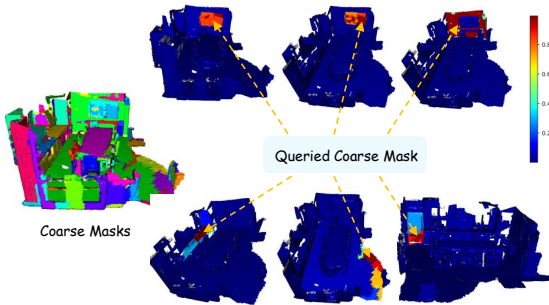


Figure 3: **Visualization of overlapping features.** We calculate the similarity between the overlapping scores of the coarse mask pairwise. If the similarity is higher than a certain threshold, it indicates that these two coarse masks belong to the same instance. Here, we visualize some overlapping score similarity of the queried coarse masks with all masks and color points from **high** similarity to **low** similarity.




Figure 4: **What issues can updatable merging strategy solve?** When a large instance is separated in different views, their overlap region may be minimal and cannot be directly merged as shown on the top. Through our updatable merging strategy, the progressive mask can gradually enlarge and meet the merging conditions.

axis, the maximum index in each line $F_m^{1 \times N}$ represents which 3D prompts the superpoints S_m should belong to, and then we merge all superpoints into the corresponding 3D prompts to obtain a coarse 3D masks $R_c \in \mathbb{R}^{P \times N}$ where P is the total number of point cloud in the given scene. Following the column axis, each column $F_n^{M \times 1}$ can represent the distribution of overlap between each coarse 3D mask and all superpoints, which we define as the overlapping score of this coarse 3D mask.

3.2 Open Tags Guided Coarse Mask Merging

Merge Coarse Masks. Due to the uncertainty of initial 3D prompts in any given 3D scene, the coarse 3D masks need to be merged again for generating the final high-quality 3D instance masks. We remerge the coarse 3D masks primarily relying on the judgment whether the total score $TS_n \in \mathbb{R}^{M \times 1}$ of the overlapping scores between coarse 3D masks exceed a certain threshold which is derived from the overlapping score itself and user selected parameters:

$$TS_n = F_n^T \times F > \max(1, |F_n|/\tau), \quad (1)$$

where TS_n is the similarity score of n -th coarse 3D mask with other masks. τ is a threshold that can be modified by user-interaction. Note that OV-SAM3D delivers some user-adjustable hyper-parameters adapting to any given 3D scene in an open world. The threshold τ here is one of them, and we just limit its range, specific values can be adjusted in different 3D scenes for better understanding.

Limited by the narrow perspective of posed images, there may be some large instances with no overlap regions in different views, which cannot be directly merged through overlapping score. Therefore, we adopt an updatable merging strategy, which continuously updates the coarse 3D mask to the merged result and records the composition of merged coarse 3D masks during the merging process. Through the above algorithm, we can ultimately obtain class-agnostic 3D instances with composition records.

Recognize Open Instance Tags. OV-SAM3D implements a universal open 3D scene understanding framework, and our strict and practical requirement is that the model cannot learn any prior knowledge

Algorithm 1 Calculate overlapping score table

Input: superpoints $\{S_m \in \mathbb{R}^{P_m \times 3}\}_{m=1}^M$,
Initial 3D prompts $\{Q_n\}_{n=1}^N$,
3D back-projection $\{BP_{nt} \in \mathbb{R}^{P_{nt} \times 3}\}_{n,t=1}^{N,T}$
Output: Overlapping score table $F \in \mathbb{R}^{M \times N}$
 $n \leftarrow 1, F \leftarrow \mathbf{0}, \text{threshold} \leftarrow \theta$
while $n < N$ **do**
 $t \leftarrow 1$
while $t < T$ **do**
 $m \leftarrow 1$
while $m < M$ **do**
overlapping radio $\leftarrow \frac{S_m \cap BP_{nt}}{S_m}$
if overlapping radio $> \theta$ **then**
 $F_{(m-1)(n-1)} \leftarrow F_{(m-1)(n-1)} + 1$
end if
 $m \leftarrow m + 1$
end while
 $t \leftarrow t + 1$
end while
 $n \leftarrow n + 1$
end while

about pending understanding 3D scenes in advance. Without knowing what objects may exist in a 3D scene, we introduce RAM to perform preliminary recognition on the corresponding posed images of the scene as shown in Fig. 5, roughly identifying which instances or labels are present in the 3D scene. However, in the open tags library of RAM, there are not only instance tags, but also some tags that represent colors, material properties, room types and so on. These instance independent tags are not conducive to 3D scene understanding tasks. Therefore, we add ChatGPT following RAM as a filter to select the instance tags recognized by RAM and generate the final open instance tags.

Match Open Instance Tags. After merging N coarse masks into K 3D instances and recognizing open instance tags, we match the tags with the class-agnostic 3D instance segmentation masks through CLIP to achieve the absolute open-vocabulary 3D scene understanding task. In order to ensure the accuracy of matching without increasing algorithm complexity, we refuse to project the 3D mask onto posed images again. Instead, we extract image crops features from existing SAM segmented 2D masks through CLIP’s image encoder. Then match the image crops features $\{FC_k \in \mathbb{R}^{I_k \times 768}\}_{k=1}^K$ (where I_k is the number of course masks contained in k -th instance according to the composition records mentioned in 3.2) with the CLIP text features $FT \in \mathbb{R}^{C \times 768}$ extracted from open tags by cosine similarity CS_{ki} :

$$CS_{ki} = \frac{FC_{ki} \cdot FT}{|FC_{ki}| |FT|}, \quad (2)$$

where CS_{ki} represents the similarity of course mask between C text queries. For each coarse mask, we can choose the tag with the highest similarity as the label $\{Label_i\}_{i=1}^{I_k}$, but the matching result cannot be directly used as the label of the final 3D instance. We list the coarse 3D masks contained in each 3D instance based on the composition records, and align the open tags $Label_i$ with the highest feature similarity CS_{ki} among them as the final label $Label_k$ for corresponding 3D segmentation instance. Subsequent ablation study in Tab. 3 shows slight differences in the selection of the highest feature similarity and the highest matching number and the above selection can get better results.

4 Experiments

To quantitatively evaluate our method, we compare OV-SAM3D with some leading open-vocabulary 3D scene understanding methods and 3D instance segmentation methods suitable for 3D scene understanding tasks on the well-studied dataset ScanNet200 [31] and the outdoor dataset nuScenes [5]. Furthermore, we provide ablation studies for OV-SAM3D, explaining the improvement of each module in our framework and the impact of different hyper-parameters. In addition, we display some qualitative results of our method in any 3D scene, more qualitative results can be seen in Appendix. B.

4.1 Experimental Setup

Datasets. ScanNet200 [31] is a RGB-D dataset frequently utilized for evaluating open-vocabulary 3D scene understanding tasks, which expands a richer 200 instance categories based on the basic ScanNet dataset [9]. ScanNet200 is composed of 1513 indoor scenes divided into 1201 training scenes and 312 validation scenes, which contains surface mesh point cloud, instance-level semantic annotation of scenes, and semantic labels of each point. And nuScenes [5] is an outdoor dataset including 850 training scenes, 150 validation scenes, and 150 testing scenes, which contains various sensor data to achieve multiple 3D perception tasks such as 3D object detection, instance segmentation, panoramic segmentation, object tracking. Considering that existing open-vocabulary 3D scene

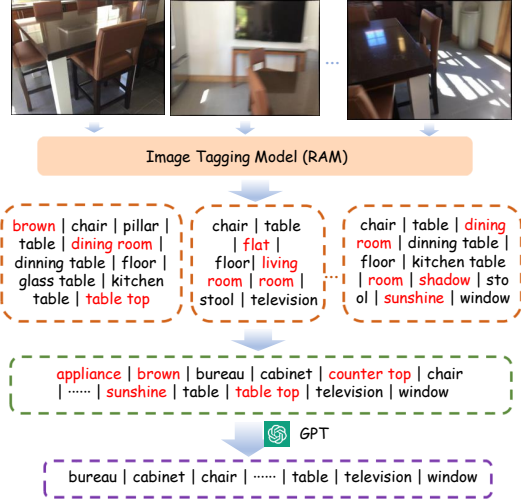


Figure 5: **Generation of open instance tags.** We show how to generate the open instance tags through RAM [44] and ChatGPT. The red tags from RAM are not instance labels that need to be filtered by ChatGPT.

Table 1: 3D scene understanding results on the ScanNet200 validation set. In the listed heading methods, the best results are in **bold** while the second best results are underscored. We compare against both methods with training and methods without training, and report different evaluation indicators, in which AP_{tail} can evaluate the performance of models on the long-tail distribution.

Method	3D Proposal	Semantic	AP	AP_{50}	AP_{25}	AP_{head}	AP_{com}	AP_{tail}
<i>With Training</i>								
OpenScene [26]	3D Distill	OpenSeg [16]	4.8	6.2	7.2	10.6	2.6	0.7
OpenScene [26]	2D/3D Ensemble	OpenSeg [16]	5.3	6.7	8.1	11.0	3.2	1.1
OpenScene [26]	Mask3D [35]	OpenSeg [16]	<u>11.7</u>	<u>15.2</u>	17.8	<u>13.4</u>	<u>11.6</u>	9.9
OpenMask3D [36]	Mask3D [35]	CLIP [27]	15.4	19.9	23.1	17.1	14.1	14.9
<i>Without Training</i>								
SAM3D [41]	None	OpenSeg [16]	7.4	11.2	16.2	6.7	8.0	7.6
SAI3D [42]	None	OpenSeg [16]	9.6	14.7	19.0	9.2	10.5	9.1
Ours	None	CLIP [27]	9.0	13.6	<u>19.4</u>	9.1	7.5	<u>10.8</u>

understanding algorithms have hardly known the outdoor dataset, we conduct some supplementary experiments on nuScenes to verify the effectiveness of OV-SAM3D for any scene.

Evaluation metrics. Following the setting of the baseline [36], we choose the average precision score to evaluate the quantitative results. We respectively calculate the score at the average mask overlap thresholds between 50% and 95% along 5% steps as AP and at the mask overlap threshold of 25%, 50% as AP_{25} , AP_{50} . For ScanNet200 dataset, we separately calculate AP under different category groups [31] as AP_{head} , AP_{com} and AP_{tail} . For nuScenes dataset, we separately calculate the average precision for the three main categories of car, truck, and bus as AP_{car} , AP_{truck} and AP_{bus} .

Implementation details. As an open-vocabulary 3D scene understanding framework that does not require any prior knowledge of datasets, OV-SAM3D sets some interactive hyper-parameters for arbitrary 3D scene. In order to compare with other existing algorithms on the close-dataset, we can only choose to fix these hyper-parameters, which strongly affect the performance of our algorithm. For ScanNet200, we select 200 high-quality superpoints as initial prompts, set the threshold τ in Eq. 1 to 0.45 and sample RGB-D frames at a frequency of 10. For nuScenes, we select 100 high-quality superpoints and keep the threshold τ . In addition, more details about converting nuScenes data formats shown in Appendix. A. We complete our experiment on a single GPU.

4.2 Quantitative 3D scene understanding evaluation

For the purpose of maintaining the same experimental conditions as other existing open-vocabulary 3D scene understanding methods, we conduct a quantitative experiment on the well-studied dataset ScanNet200. However, some methods actually pre-learned the relevant knowledge about ScanNet200, which is not in line with our original intention of understanding any 3D scene in unknown environments. Subsequently, we conduct further experiments on the nuScenes dataset to demonstrate the advantages of our method in understanding any 3D scene.

Comparison on relatively open understanding tasks. The numerical results on ScanNet200 are presented in Tab. 1, where we compare OV-SAM3D with two types of algorithms: one that requires pre-training on ScanNet200, and the other that can be adapted to open-vocabulary 3D scene understanding tasks without training. In the environment that allows for learning in advance, our advantage of understanding any open-world 3D scene seems difficult to demonstrate, but even so, we reflect a certain level of competitiveness especially in AP_{25} and AP_{tail} . In order to further highlight our research objectives, we compare with the state-of-the-art method OpenMask3D on the outdoor nuScenes dataset that are blank for all algorithms.

Comparison on more open understanding tasks. As a high-quality dataset for autonomous driving, nuScenes is rarely used in the task of open-vocabulary 3D scene understanding. Therefore, we supplement some experiment on such an unseen dataset. As shown in Tab. 2, the state-of-the-art method OpenMask3D with published weights claiming applicable to arbitrary scene is clearly

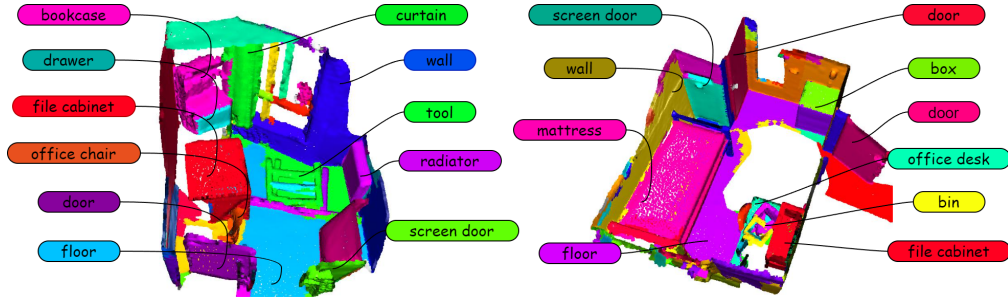


Figure 6: **Qualitative results of our method on open-world.** Even if the instance categories present in the scene are not known in advance, OV-SAM3D can still utilize embedded open-tags to achieve 3D scene understanding tasks.

not competent on the outdoor nuScenes dataset, while our OV-SAM3D still maintains impressive understanding performance.

Table 2: 3D scene understanding results on the nuScenes validation set.

Method	Setting	3D Proposal	Semantic	AP	AP ₅₀	AP ₂₅	AP _{car}	AP _{truck}	AP _{bus}
OpenMask3D [36]	Specific Training	Mask3D [35]	CLIP [27]	0.5	1.4	5.2	0.3	0.2	0.6
Ours	Without Training	None	CLIP [27]	8.9	16.0	29.1	13.6	16.2	39.8

4.3 Qualitative results

Here we share some qualitative results from our OV-SAM3D for understanding any 3D scene. In Fig. 6, our approach achieves the 3D scene understanding in an open-world environment, automatically recognizing various instances in the scene without the need for text query with its embedded open-tags. In Fig. 7, we present the text-driven results of OV-SAM3D on the ScanNet200 dataset and nuScenes dataset. Not limited to simple category text queries, OV-SAM3D demonstrates the ability to further understand the entire 3D scene and detect objects under the guidance of understanding complex languages.

4.4 Ablation study

In this section, we discuss the influence of different components of OV-SAM3D on scene understanding, and the effectiveness of each module design can be proved from Tab. 3. As mentioned in the Sec. 4.1, OV-SAM3D retains some interactive hyper-parameters, and in Tab.4, we present the results of different hyper-parameters.

Study on different components. The core designed modules of OV-SAM3D include backprojecting under SAM supervision, overlapping feature similarity remerging of coarse 3D masks, and matching strategies for 3D instances with open tags: the highest feature similarity or the highest matching number.

Table 3: The ablation studies on OV-SAM3D designed modules. The experiments are conducted on ScanNet200 validation set and we fix hyper-parameters initial 3D prompts as 200, merging threshold τ as 0.45.

Backproject	Remerge	Match Tags		AP	AP ₅₀	AP ₂₅	AP _{head}	AP _{com}	AP _{tail}
		Score	Number						
✗	✗	✓	✗	2.2	4.4	9.8	1.1	1.5	4.2
✓	✗	✓	✗	6.5	11.4	17.8	5.2	5.3	9.6
✓	✓	✓	✗	9.0	13.6	19.4	9.1	7.5	10.8
✓	✓	✗	✓	8.8	13.5	19.3	9.2	7.4	9.9

Table 4: Ablation studies on hyper-parameters. The experiments are conducted on ScanNet200 validation set and we keep selecting tags with the highest feature similarity as instance labels.

Initial 3D Prompts	Merging threshold	AP	AP ₅₀	AP ₂₅	AP _{head}	AP _{com}	AP _{tail}
150	0.50	7.8	12.9	18.6	8.2	6.0	9.4
150	0.45	8.3	13.1	18.2	8.7	6.5	9.9
200	0.45	9.0	13.6	19.4	9.1	7.5	10.8
200	0.50	9.0	13.6	18.8	9.1	7.4	10.6

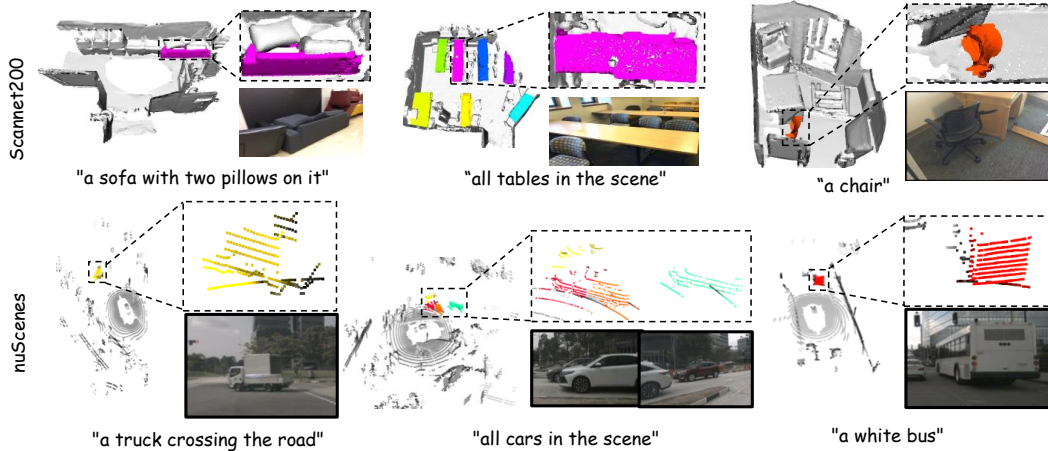


Figure 7: Qualitative results of our methods on the ScanNet200 and nuScenes datasets with text queries.

Study on different hyper-parameters. The interactive hyper-parameters in OV-SAM3D are designed for users to understand any 3D scene. On large-scale datasets, such fixed hyper-parameters are difficult to accommodate all scenes. In Tab. 4, we demonstrate the potential impact of different hyper-parameter selections.

5 Conclusion and Future Works

We propose OV-SAM3D, a pioneering framework that can achieve open-vocabulary 3D scene understanding tasks in an open-world environment. Compared to existing open-vocabulary 3D scene understanding algorithms can achieve the understanding tasks on arbitrary scene without the need to learn any prior knowledge about the given scene. OV-SAM3D sufficiently exploits the generalization ability of the foundation models, among which the designed overlapping score can effectively utilize the powerful zero-shot segmentation ability of SAM, and the critical open image tags come from the RAM. Based on the cooperation of foundation models, we expand OV-SAM3D to a more challenging and meaningful open-world environment, and this attempt in the open-world has also been advocated in the related research of foundation models. Comparative experiments on the ScanNet200 and nuScenes datasets indicate that OV-SAM3D not only achieves competitive results in the setting of well-studied ScanNet200 dataset, but also achieves a significant lead in open nuScenes dataset, which demonstrates that OV-SAM3D is capable of understanding any 3D scene in an unknown open-world.

Limitations. As a universal open-vocabulary 3D scene understanding model, the understanding ability of OV-SAM3D comes entirely from the foundation model. Therefore, OV-SAM3D cannot understand some complex 3D scenes well derived from this fact the vision foundation models cannot handle overly complex tasks with zero-shot. However, while foundational models limit our current capabilities, they also indicate the direction for our future work. We believe that with the growth of foundation model capabilities, our OV-SAM3D will gradually make significant progress.

References

- [1] Josh Achiam, Steven Adler, Sandhini Agarwal, Lama Ahmad, Ilge Akkaya, Florencia Leoni Aleman, Diogo Almeida, Janko Altenschmidt, Sam Altman, Shyamal Anadkat, et al. Gpt-4 technical report. *arXiv preprint arXiv:2303.08774*, 2023.
- [2] Eslam Bakr, Yasmeen Alsaedy, and Mohamed Elhoseiny. Look around and refer: 2d synthetic semantics knowledge distillation for 3d visual grounding. *Advances in neural information processing systems*, 35:37146–37158, 2022.
- [3] Rishi Bommasani, Drew A Hudson, Ehsan Adeli, Russ Altman, Simran Arora, Sydney von Arx, Michael S Bernstein, Jeannette Bohg, Antoine Bosselut, Emma Brunskill, et al. On the opportunities and risks of foundation models. *arXiv preprint arXiv:2108.07258*, 2021.
- [4] Tom Brown, Benjamin Mann, Nick Ryder, Melanie Subbiah, Jared D Kaplan, Prafulla Dhariwal, Arvind Neelakantan, Pranav Shyam, Girish Sastry, Amanda Askell, et al. Language models are few-shot learners. *Advances in neural information processing systems*, 33:1877–1901, 2020.
- [5] Holger Caesar, Varun Bankiti, Alex H Lang, Sourabh Vora, Venice Erin Liong, Qiang Xu, Anush Krishnan, Yu Pan, Giancarlo Baldan, and Oscar Beijbom. nuscenes: A multimodal dataset for autonomous driving. In *Proceedings of the IEEE/CVF conference on computer vision and pattern recognition*, pages 11621–11631, 2020.
- [6] Jiazhong Cen, Zanwei Zhou, Jiemin Fang, Wei Shen, Lingxi Xie, Dongsheng Jiang, Xiaopeng Zhang, Qi Tian, et al. Segment anything in 3d with nerfs. *Advances in Neural Information Processing Systems*, 36:25971–25990, 2023.
- [7] Tianrun Chen, Lanyun Zhu, Chaotao Deng, Runlong Cao, Yan Wang, Shangzhan Zhang, Zejian Li, Lingyun Sun, Ying Zang, and Papa Mao. Sam-adapter: Adapting segment anything in underperformed scenes. In *Proceedings of the IEEE/CVF International Conference on Computer Vision*, pages 3367–3375, 2023.
- [8] Yangming Cheng, Liulei Li, Yuanyou Xu, Xiaodi Li, Zongxin Yang, Wenguan Wang, and Yi Yang. Segment and track anything. *arXiv preprint arXiv:2305.06558*, 2023.
- [9] Angela Dai, Angel X Chang, Manolis Savva, Maciej Halber, Thomas Funkhouser, and Matthias Nießner. Scannet: Richly-annotated 3d reconstructions of indoor scenes. In *Proceedings of the IEEE conference on computer vision and pattern recognition*, pages 5828–5839, 2017.
- [10] Jacob Devlin, Ming-Wei Chang, Kenton Lee, and Kristina Toutanova. Bert: Pre-training of deep bidirectional transformers for language understanding. *arXiv preprint arXiv:1810.04805*, 2018.
- [11] Runyu Ding, Jihan Yang, Chuhui Xue, Wenqing Zhang, Song Bai, and Xiaojuan Qi. Pla: Language-driven open-vocabulary 3d scene understanding. In *Proceedings of the IEEE/CVF Conference on Computer Vision and Pattern Recognition*, pages 7010–7019, 2023.
- [12] Yuxin Fang, Wen Wang, Binhui Xie, Quan Sun, Ledell Wu, Xinggang Wang, Tiejun Huang, Xinlong Wang, and Yue Cao. Eva: Exploring the limits of masked visual representation learning at scale. In *Proceedings of the IEEE/CVF Conference on Computer Vision and Pattern Recognition*, pages 19358–19369, 2023.
- [13] William Fedus, Barret Zoph, and Noam Shazeer. Switch transformers: Scaling to trillion parameter models with simple and efficient sparsity. *Journal of Machine Learning Research*, 23(120):1–39, 2022.
- [14] Pedro F Felzenszwalb and Daniel P Huttenlocher. Efficient graph-based image segmentation. *International journal of computer vision*, 59:167–181, 2004.
- [15] Chengjian Feng, Yujie Zhong, Zequn Jie, Xiangxiang Chu, Haibing Ren, Xiaolin Wei, Weidi Xie, and Lin Ma. Promptdet: Towards open-vocabulary detection using uncurated images. In *European Conference on Computer Vision*, pages 701–717. Springer, 2022.
- [16] Golnaz Ghiasi, Xiuye Gu, Yin Cui, and Tsung-Yi Lin. Scaling open-vocabulary image segmentation with image-level labels. In *European Conference on Computer Vision*, pages 540–557. Springer, 2022.
- [17] Qingdong He, Jinlong Peng, Zhengkai Jiang, Xiaobin Hu, Jiangning Zhang, Qiang Nie, Yabiao Wang, and Chengjie Wang. Pointseg: A training-free paradigm for 3d scene segmentation via foundation models. *arXiv preprint arXiv:2403.06403*, 2024.

- [18] Qingdong He, Jinlong Peng, Zhengkai Jiang, Kai Wu, Xiaozhong Ji, Jiangning Zhang, Yabiao Wang, Chengjie Wang, Mingang Chen, and Yunsheng Wu. Unim-ov3d: Uni-modality open-vocabulary 3d scene understanding with fine-grained feature representation. *IJCAI*, 2024.
- [19] Xinyu Huang, Youcai Zhang, Jinyu Ma, Weiwei Tian, Rui Feng, Yuejie Zhang, Yaqian Li, Yandong Guo, and Lei Zhang. Tag2text: Guiding vision-language model via image tagging. *arXiv preprint arXiv:2303.05657*, 2023.
- [20] Zhening Huang, Xiaoyang Wu, Xi Chen, Hengshuang Zhao, Lei Zhu, and Joan Lasenby. Openins3d: Snap and lookup for 3d open-vocabulary instance segmentation. *arXiv preprint arXiv:2309.00616*, 2023.
- [21] Alexander Kirillov, Eric Mintun, Nikhila Ravi, Hanzi Mao, Chloe Rolland, Laura Gustafson, Tete Xiao, Spencer Whitehead, Alexander C Berg, Wan-Yen Lo, et al. Segment anything. In *Proceedings of the IEEE/CVF International Conference on Computer Vision*, pages 4015–4026, 2023.
- [22] Abhijit Kundu, Xiaoqi Yin, Alireza Fathi, David Ross, Brian Brewington, Thomas Funkhouser, and Caroline Pantofaru. Virtual multi-view fusion for 3d semantic segmentation. In *Computer Vision—ECCV 2020: 16th European Conference, Glasgow, UK, August 23–28, 2020, Proceedings, Part XXIV 16*, pages 518–535. Springer, 2020.
- [23] Boyi Li, Kilian Q Weinberger, Serge Belongie, Vladlen Koltun, and René Ranftl. Language-driven semantic segmentation. *arXiv preprint arXiv:2201.03546*, 2022.
- [24] Jun Ma, Yuting He, Feifei Li, Lin Han, Chenyu You, and Bo Wang. Segment anything in medical images. *Nature Communications*, 15(1):654, 2024.
- [25] Michael Moor, Oishi Banerjee, Zahra Shakeri Hossein Abad, Harlan M Krumholz, Jure Leskovec, Eric J Topol, and Pranav Rajpurkar. Foundation models for generalist medical artificial intelligence. *Nature*, 616(7956):259–265, 2023.
- [26] Songyou Peng, Kyle Genova, Chiyu Jiang, Andrea Tagliasacchi, Marc Pollefeys, Thomas Funkhouser, et al. Openscene: 3d scene understanding with open vocabularies. In *Proceedings of the IEEE/CVF Conference on Computer Vision and Pattern Recognition*, pages 815–824, 2023.
- [27] Alec Radford, Jong Wook Kim, Chris Hallacy, Aditya Ramesh, Gabriel Goh, Sandhini Agarwal, Girish Sastry, Amanda Askell, Pamela Mishkin, Jack Clark, et al. Learning transferable visual models from natural language supervision. In *International conference on machine learning*, pages 8748–8763. PMLR, 2021.
- [28] Colin Raffel, Noam Shazeer, Adam Roberts, Katherine Lee, Sharan Narang, Michael Matena, Yanqi Zhou, Wei Li, and Peter J Liu. Exploring the limits of transfer learning with a unified text-to-text transformer. *Journal of machine learning research*, 21(140):1–67, 2020.
- [29] Aditya Ramesh, Prafulla Dhariwal, Alex Nichol, Casey Chu, and Mark Chen. Hierarchical text-conditional image generation with clip latents. *arXiv preprint arXiv:2204.06125*, 1(2):3, 2022.
- [30] Tianhe Ren, Shilong Liu, Ailing Zeng, Jing Lin, Kunchang Li, He Cao, Jiayu Chen, Xinyu Huang, Yukang Chen, Feng Yan, et al. Grounded sam: Assembling open-world models for diverse visual tasks. *arXiv preprint arXiv:2401.14159*, 2024.
- [31] David Rozenberszki, Or Litany, and Angela Dai. Language-grounded indoor 3d semantic segmentation in the wild. In *European Conference on Computer Vision*, pages 125–141. Springer, 2022.
- [32] David Rozenberszki, Or Litany, and Angela Dai. Unscene3d: Unsupervised 3d instance segmentation for indoor scenes. *arXiv preprint arXiv:2303.14541*, 2023.
- [33] Keisuke Sakaguchi, Ronan Le Bras, Chandra Bhagavatula, and Yejin Choi. Winogrande: An adversarial winograd schema challenge at scale. *Communications of the ACM*, 64(9):99–106, 2021.
- [34] Paul-Edouard Sarlin, Daniel DeTone, Tomasz Malisiewicz, and Andrew Rabinovich. Superglue: Learning feature matching with graph neural networks. In *Proceedings of the IEEE/CVF conference on computer vision and pattern recognition*, pages 4938–4947, 2020.

- [35] Jonas Schult, Francis Engelmann, Alexander Hermans, Or Litany, Siyu Tang, and Bastian Leibe. Mask3d: Mask transformer for 3d semantic instance segmentation. In *2023 IEEE International Conference on Robotics and Automation (ICRA)*, pages 8216–8223. IEEE, 2023.
- [36] Ayça Takmaz, Elisabetta Fedele, Robert W Sumner, Marc Pollefeys, Federico Tombari, and Francis Engelmann. Openmask3d: Open-vocabulary 3d instance segmentation. *arXiv preprint arXiv:2306.13631*, 2023.
- [37] Tao Tu, Shekoofeh Azizi, Danny Driess, Mike Schaekermann, Mohamed Amin, Pi-Chuan Chang, Andrew Carroll, Charles Lau, Ryutaro Tanno, Ira Ktena, et al. Towards generalist biomedical ai. *NEJM AI*, 1(3):AIoa2300138, 2024.
- [38] Jason Wei, Yi Tay, Rishi Bommasani, Colin Raffel, Barret Zoph, Sebastian Borgeaud, Dani Yogatama, Maarten Bosma, Denny Zhou, Donald Metzler, et al. Emergent abilities of large language models. *arXiv preprint arXiv:2206.07682*, 2022.
- [39] Jianzong Wu, Xiangtai Li, Shilin Xu, Haobo Yuan, Henghui Ding, Yibo Yang, Xia Li, Jiangning Zhang, Yunhai Tong, Xudong Jiang, et al. Towards open vocabulary learning: A survey. *T-PAMI*, 2024.
- [40] Mutian Xu, Xingyilang Yin, Lingteng Qiu, Yang Liu, Xin Tong, and Xiaoguang Han. Sampro3d: Locating sam prompts in 3d for zero-shot scene segmentation. *arXiv preprint arXiv:2311.17707*, 2023.
- [41] Yunhan Yang, Xiaoyang Wu, Tong He, Hengshuang Zhao, and Xihui Liu. Sam3d: Segment anything in 3d scenes. *arXiv preprint arXiv:2306.03908*, 2023.
- [42] Yingda Yin, Yuzheng Liu, Yang Xiao, Daniel Cohen-Or, Jingwei Huang, and Baoquan Chen. Sai3d: Segment any instance in 3d scenes. *arXiv preprint arXiv:2312.11557*, 2023.
- [43] Tao Yu, Runseng Feng, Ruoyu Feng, Jinming Liu, Xin Jin, Wenjun Zeng, and Zhibo Chen. Inpaint anything: Segment anything meets image inpainting. *arXiv preprint arXiv:2304.06790*, 2023.
- [44] Youcai Zhang, Xinyu Huang, Jinyu Ma, Zhaoyang Li, Zhaochuan Luo, Yanchun Xie, Yuzhuo Qin, Tong Luo, Yaqian Li, Shilong Liu, et al. Recognize anything: A strong image tagging model. *arXiv preprint arXiv:2306.03514*, 2023.
- [45] Chong Zhou, Chen Change Loy, and Bo Dai. Extract free dense labels from clip. In *European Conference on Computer Vision*, pages 696–712. Springer, 2022.

Appendix

Overview

The supplementary material presents the following sections to strengthen the main manuscript:

- **Sec. A** shows more experimental processing details for nuScenes dataset.
- **Sec. B** shows more visualization results of Open Vocabulary SAM3D.

A Implementation Details on nuScenes

The nuScenes dataset provides comprehensive autonomous driving data collected in various outdoor environments. In contrast, the ScanNet200 dataset focuses on indoor scenes, resulting in different data representations and types. To achieve a unified evaluation framework, it is crucial to preprocess the nuScenes data, particularly its point clouds and instance annotations, to conform to the format and structure of ScanNet200. This process involves two main tasks: point cloud processing and instance assignment.

A.1 Point Cloud Processing

In ScanNet200, point cloud data is typically stored in a mesh format, directly providing rich surface information. However, nuScenes stores point clouds as raw coordinate data. To ensure the generation of superpoints, we convert the nuScenes point clouds into mesh representations.

Study on different components. The conversion from raw point clouds to meshes involves surface reconstruction techniques. To achieve this, we employ an Alpha-Shape-based surface reconstruction method. This approach involves point cloud preprocessing, Alpha shape computation, mesh generation, and optimization to construct a polygon mesh from the point cloud data and restore the surface structure. To balance noise handling and detail preservation, we define the parameter $\alpha = 0.5$, ultimately converting the nuScenes point cloud data into mesh representations compatible with the ScanNet200 data structure.

Superpoint Segmentation. Superpoints are generated based on the mesh, and we ensure that the parameters matched those used in ScanNet200. Specifically, we select the top 100 superpoints based on the number of points in the cloud to maintain high relevance and detail.

A.2 Instance Assignment

nuScenes lacks explicit point cloud instance annotations, which are crucial for various qualitative evaluations. To address this issue, we utilize the bounding box annotations provided by nuScenes to infer instance-level segmentation.

Point Cloud Segmentation. The instance assignment process involves segmenting the point cloud based on bounding box annotations. We extract the point cloud fragments that fall within each annotated box, effectively creating instance-level segments.

Bounding Box Extraction. Isolate points within each annotated bounding box to form preliminary instance fragments. To ensure that each instance fragment has sufficient point cloud density, we set the point cloud for each instance to $P_{\text{points_per_sample}} > 100$.

Label Merging. nuScenes provides a rich set of annotated box categories. To balance the number of instances and point cloud density, we filtered and merged the annotation box categories, ultimately obtaining ten common category labels.

B More Qualitative Results

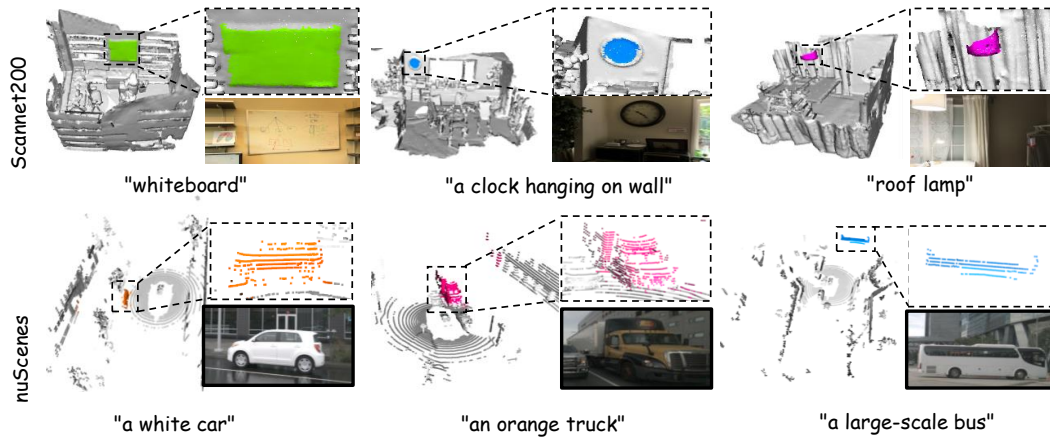


Figure A1: Supplementary qualitative results on the ScanNet200 and nuScenes datasets.