



A Solution-based LLM API-using Methodology for Academic Information Seeking

Yuanchun Wang^{†*}, Jifan Yu^{§*}, Zijun Yao[§], Jing Zhang[†], Yuyang Xie[§], Shangqing Tu[§]
 Yiyang Fu[†], Youhe Feng[†], Jinkai Zhang[†], Jingyao Zhang[◇], Bowen Huang[◇], Yuanyao Li[◇]
 Huihui Yuan[◇], Lei Hou[§], Juanzi Li[§] and Jie Tang[§]

[†]Renmin University of China [§]Tsinghua University [◇]Zhipu AI
<https://soay.aminer.cn>

Abstract

Applying large language models (LLMs) for academic API usage shows promise in reducing researchers' academic information seeking efforts. However, current LLM API-using methods struggle with complex API coupling commonly encountered in academic queries. To address this, we introduce SOAY, a solution-based LLM API-using methodology for academic information seeking. It uses code with a solution as the reasoning method, where a solution is a pre-constructed API calling sequence. The addition of the solution reduces the difficulty for the model to understand the complex relationships between APIs. Code improves the efficiency of reasoning.

To evaluate SOAY, we introduce SOAYBench, an evaluation benchmark accompanied by SOAYEval, built upon a cloned environment of APIs from AMiner. Experimental results demonstrate a 34.58-75.99% performance improvement compared to state-of-the-art LLM API-based baselines. All datasets, codes, tuned models, and deployed online services are publicly accessible at <https://github.com/RUCKBReasoning/SoAy>.

1 Introduction

Researchers frequently seek academic information such as a paper's metadata, a scholar's publication record, and the connections between scholars as part of their routine scholarly activities. The advent of academic information retrieval systems—including DBLP (dblp team, 2005), CiteSeer (Giles et al., 1998), and Google Scholar (Noruzi, 2005)—and more sophisticated academic mining platforms such as Microsoft Academic Search (Sinha et al., 2015) and AMiner (Tang et al., 2008), has substantially reduced the complexity of exploring the academic data, which encompasses massive entities like authors, conferences, and papers.

*Work was done when these authors interned at Zhipu AI.

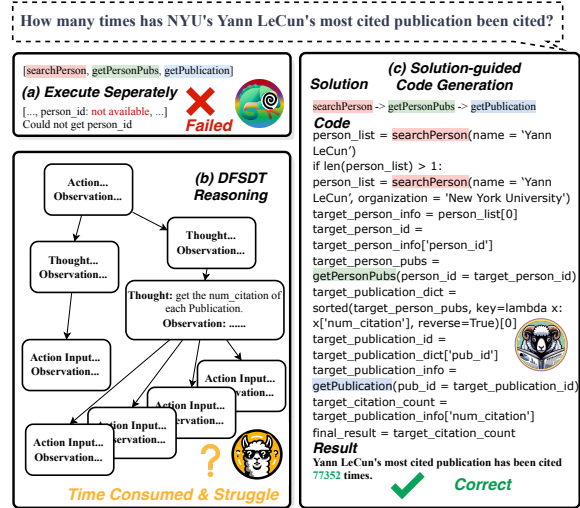


Figure 1: Comparing responses from Chameleon (Lu et al., 2023), ToolLLaMA (Qin et al., 2023b), and the proposed SOAY, all leveraging AMiner APIs to address the same academic query.

Large Language Models (Zhao et al., 2023) (LLMs) unveil the potential to further reduce the effort required for academic information seeking, benefiting from LLMs' reasoning ability to comprehend intentions expressed in natural language. Enabling LLMs to utilize existing academic retrieval/mining APIs (Qin et al., 2023a) tends to be a feasible solution. However, this adaptation is not easy because of two main challenges:

(1) Coupling: Academic information for academic queries is distributed across various storage locations but interconnected internally, resulting in multiple academic APIs responsible for different functions yet interconnected, i.e. coupled. This requires LLM to fully understand the sequential order of calls between these APIs. Existing API-using methods like Chameleon (Lu et al., 2023), shown in Figure 1(a), retrieve and execute APIs separately to get results, thus failing to handle such API coupling.

(2) Efficiency: Existing methods such as Tool-LLM (Qin et al., 2023b) illustrated in Figure 1(b) employ a depth-first search-based decision tree (DFS-DT) for step-by-step reasoning, which has the potential to capture the regularities in the sequence of API. However, the excessive steps lead to query times that users may find unacceptable, compared with traditional academic search engines that offer researchers a very fast response.

We propose SOAY, a **S**olution-based **A**PI-using **methodology** to apply LLMs to for academic information seeking. Our key innovation lies in the new API calling method: solution and code. As shown in Figure 1(c), SOAY first lets the LLM generate a feasible API calling plan, i.e. solution, based on complex user inputs, and then allows the LLM to generate executable API calling code based on the generated solution. The pre-generated solutions can assist the LLM in clarifying the complex coupling relationships between academic APIs when generating subsequent code. Calling APIs through code generation in a single inference process without repeated reasoning can achieve efficiency levels closer to traditional academic search systems. Specifically, the ability for LLM to reliably utilize complex academic APIs in this manner to accomplish academic search tasks benefits from the automatic generation of a training dataset, consisting of (query, solution, code) triplets. The data is created on the AMiner APIs, resulting in 3,960 automated triplets. We retain 4/5 of these triplets, providing valuable resources for fine-tuning existing LLMs or demonstrating LLM in-context learning. This alignment helps bridge the gap between general LLMs and the intricacies of academic API usage.

To evaluate SOAY, we utilize 1/5 of the generated data, comprising 792 (query, solution, code) triplets. These are enhanced through human verification to ensure the quality of the test set. We then introduce SOAYEval, an evaluation methodology that takes into account both solution correctness and code execution accuracy. By employing SOAYEval for automated evaluation alongside human assessment, our experiments demonstrate the effectiveness and efficiency of SOAY in utilizing AMiner APIs compared to state-of-the-art LLM API-using baselines, across both in-context learning and tuning modes. Furthermore, we validate the versatility of SOAY for application in other academic retrieval systems.

The paper contributes: (1) SOAY, a novel LLM adaptation method, addressing challenges like cou-

pling and efficiency in academic information seeking through automatic data generation, teaching LLMs to use academic APIs. (2) SOAYBench, a released benchmark dataset, accompanied by the SOAYEval evaluation method, to assess LLMs’ proficiency in using academic APIs. (3) Demonstrated effectiveness and efficiency of SOAY in the AMiner system, along with its real deployment on an online service as shown in Figure 13.

2 Task Formulation

The task for SOAY is to seek appropriate academic information I based on complicated user query Q in an efficient way. This objective tends to be achieved by using academic APIs in an **valid** and **efficient** order.

Problem 1 User Intent Parse Based on Q , SOAY needs to understand which academic information the user requires, then identify the associations within them and conduct separate queries.

$$Q \rightarrow Q_S, \quad Q_S = \{Q_i\}_{i=1}^N. \quad (1)$$

Traditional academic search systems cannot accomplish this task, thus requiring users to break their requirements Q down into step-by-step queries Q_S to type in the search box. SOAY, on the other hand, needs to use LLMs to break the intent down and get the relevant API calling sequence.

Problem 2 Academic Information Aggregation After understanding what information the user truly needs, SOAY’s task is to retrieve relevant information from data sources according to Q_S and aggregate and process the results to provide the user with the precise information I they seek.

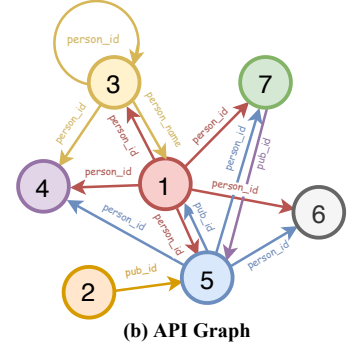
Traditional information retrieval systems lack this design and instead display all retrieved information to users for them to select what they want in a list-like format. What SOAY needs to do is generate the correct code to call the academic APIs and process the obtained information within a comparable time to those traditional systems.

3 SOAY: Solution-based API-using

We introduce SOAY to adapt general LLMs for academic information seeking, emphasizing the use of existing academic APIs. To achieve this, abundant training data in the form of (academic query, executable API sequence) pairs is essential, facilitating either fine-tuning of existing LLMs or guiding them through in-context learning. Illustrated in the

ID	API name	Type	Parameter(s)	Return
1	searchPerson	fuzzy	name, organization, interest	[person_id, name, num_citation, interest, num_pubs, organization]
2	searchPublication	fuzzy	publication_info	[pub_id, title, year]
3	getCoauthors	exact	person_id	[id, name, relation]
4	getPersonInterest	exact	person_id	list of interests
5	getPublication	exact	pub_id	abstract, author_list, num_citation
6	getPersonBasicInfo	exact	pub_id	person_id, name, gender, organization, position, bio, education_experience, email
7	getPersonPubs	exact	person_id	[authors_name_list, pub_id, title, num_citation, year]

(a) API Library



(b) API Graph

Solution	Parameter(s)	Return	Question Template
searchPerson	name, interest	organization	Which institution does XXX, who researches about X, belong to?
searchPerson → getCoauthors	name, interest	name	Who are the people in the field of X who have a collaborative relationship with XXX?
searchPerson → getPersonPubs	name, organization	num_citations	How many times is the representative work of XXX at XX institution cited?
searchPublication → getPublication → getPersonBasicInfo	title	education_experience	Which school did the first author of XXX graduate from?

(c) Solution Library (partly shown)

Figure 2: Illustration of AMiner API Library, API Graph and solution library.

left part of Figure 3, this data generation pipeline comprises four key steps:

(1) Solution Library Construction. Utilizing the provided academic APIs, we construct a graph representing the dependencies among APIs, and traverse this graph to identify valid and simple paths, referred to as solutions. These solutions collectively form a library known as the solution library.

(2) Combination Formulation. To obtain a more precise semantic of each solution in the library, we combine all the possible inputs of the initial API and all the outputs of the final API of the solution to formulate a series of combinations.

(3) Query Generation. We employ ChatGPT to transform each combination into a template question lacking specific academic entity data. These templates are then diversified into various expressions and populated into potential academic queries with data from a specialized academic source, the AMiner database here.

(4) Code Generation. Finally, we use ChatGPT again to write a piece of corresponding code given the combination, which is expected to correspond to the template query that shares the same combination. Lastly, we employ ChatGPT once more to generate the corresponding code for the given combination. This code is anticipated to match the template query that has the same combination.

Notably, in the data preparation part, we indi-

cate ChatGPT as gpt-3.5-turbo-0613. We present the details of the data preparation prompt and the process of setting up SOAYBench in the appendix.

4 Solution Library Construction

Given an academic API Library L_A , the initial step is to build an API Graph where each node represents an API f , and a directed edge from node f_n to node f_m signifies a coupling relationship from f_n to f_m with the intersected attributes $a_{n,m}$.

Definition 1 *API Coupling* defines the frequent dependencies of the inputs and outputs in academic API calling, caused by academic entity correlations’ complexity:

$$f_n \xrightarrow{a_{n,m}} f_m, \quad (2)$$

$$\text{if } a_{n,m} = i_m \cap o_n \text{ and } a \neq \emptyset,$$

where i_n denotes the input parameters of f_m and o_n denotes the returned attributes of f_n .

The API coupling $f_n \xrightarrow{a} f_m$ means that we can use f_n to output the attribute $a_{n,m}$, and subsequently use $a_{n,m}$ as the input parameter to call f_m . This is because $a_{n,m}$ is the intersection of the returned attributes o_n of f_n and the input parameters i_m of f_m . An example of API coupling, “searchPerson $\xrightarrow{\text{person_id}}$ getPersonPubs” is illustrated in Figure 2(a) within academic APIs. The G built from AMiner APIs is showed in Figure 2(b). By traversing this graph while limiting the maximum number

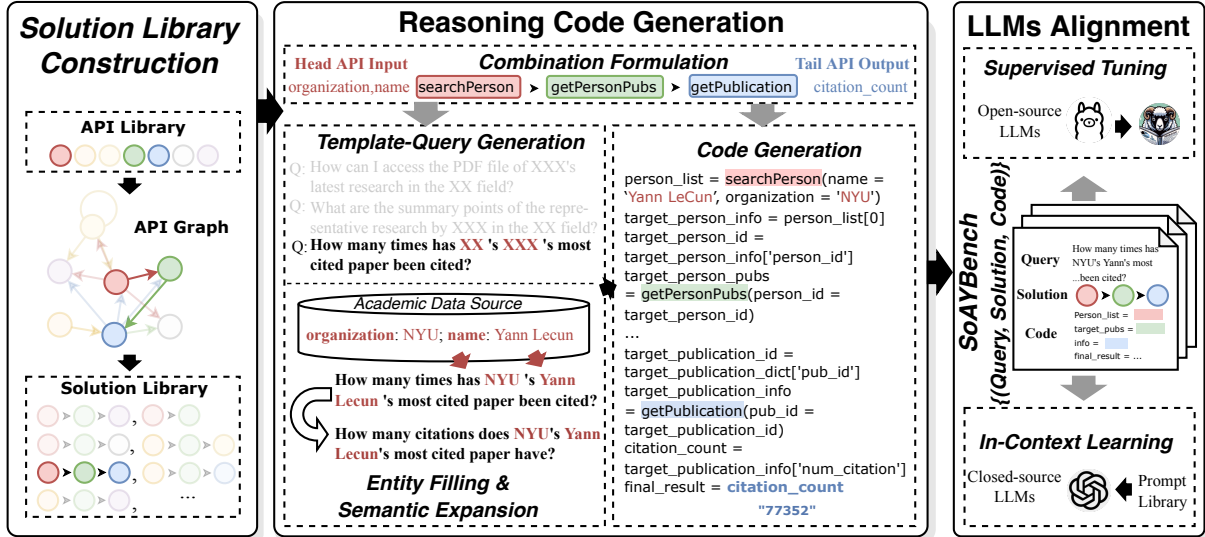


Figure 3: The overall process of SOAY around one case of an academic question. The main steps of data generation are shown on the left. Two mode of LLM alignment with the automated triplet dataset are on the right.

of hops to H , we can derive an API execution sequence, referred to as a solution:

Definition 2 A *Solution* S is defined as an execution sequence of APIs traversed from the API graph:

$$S = f_1 \xrightarrow{a_{1,2}} f_2 \cdots \xrightarrow{a_{k-1,k}} f_k \cdots \xrightarrow{a_{J-1,J}} f_J, \quad \forall k, f_k \in L_A. \quad (3)$$

A solution library L_S denotes a set of valid and simple solutions, ensuring by the following ways.

Valid Solution. Among all traversed solutions from the API graph, validity is determined by starting with a fuzzy API, as only fuzzy APIs can accept user utterances in natural language as input.

Simple Solution. For a single query, there may be multiple solutions available. The preferred choice is the simplest one, containing the fewest APIs. For instance, when inquiring about the publication date of the representative work of a scholar, the optimal solution is “searchPerson \rightarrow getPersonPubs”, despite obtaining the same information is also possible through “searchPerson \rightarrow getPersonPubs \rightarrow getPublication \rightarrow searchPublication”.

We meticulously craft prompts to instruct ChatGPT in fulfilling the above two characteristics. All prompts for question generation are detailed in Appendix F.2.3. Consequently, we’ve created 16 solutions to establish the solution library L_S for AMiner APIs. Figure 2(c) presents a subset of

these solutions, including their input parameters, returned attributes, and corresponding question templates.

5 Reasoning Code Generation

In order for LLM to aggregate effective academic information and provide users with precise answers, SOAY let LLM generate code containing API calls for academic information retrieval. To achieve this, a large amount of Query, Corresponding Code data needs to be generated to train LLM.

5.1 Combination Formulation

Section 2 describes the one-to-several relationship between a query and multiple solutions. It’s evident that a similar one-to-several relationship exists between a solution and several query intents. In a solution S , the first API is referred to as the head API f_1 , while the last API is termed the tail API f_J . For example, in Figure 2(c), consider the 3-hop solution “searchPublication \rightarrow getPublication \rightarrow getPersonBasicInfo”. Due to the diversity of the **Head API Input** i_1 and the **Tail API Output** o_J , determining which information (outputs) is sought under what conditions (inputs) remains uncertain even after the solution is established. An intuitive approach is to combine the head API input, the solution, and the tail API output to refine the intent space into a specific requirement. A solution-based combination is defined as a specific binding of the head API input, the solution, and the tail API output: $C = (i_1, S, o_J)$. Given the i_1 is “title” and the

o_J is “education_experience”, the S “searchPublication \rightarrow getPublication \rightarrow getPersonBasicInfo” could lead to one plausible interpretation: querying the graduation school of the first author of the provided publication. It’s important to recognize that the information from the academic data source corresponding to i_1 is both the information needed by q-t to fill and the input information needed by the generated code, o_J is both the expected answer of q-t and the golden result of the code.

5.2 Query Generation

Template-Query Generation. For a given combination C , we define a template question Q_T to represent the intent of C with missing entity information. In the example provided, the corresponding template question Q_T could be formulated as “Which school did the first author of XXXX graduate from?”, where “XXXX” refers to a placeholder representing the title of a publication, as illustrated in Table 1.

Semantic Expansion and Entity Filling. A specific intent represented by a template question Q_T may be expressed by multiple natural language queries. For instance, “Which school did XXX graduate from?” and “What is XXX’s alma mater?” convey the same intent. To enrich the semantic diversity of an intention, we conduct semantic augmentation by crafting prompts to leverage ChatGPT in generating three new, semantically enriched template questions for each combination.

Following semantic augmentation, we replace the special symbols in the templates (represented by uppercase “X”s) with information about a specific academic entity in an academic data source. A placeholder in a question template must be replaced by the attributes of specific academic entities, such as *person_id*, *name*, *interest*, *organization*, *bio*, *educational_experience*, etc., as illustrated in Figure 2. Taking the instance of the alma mater query again, The name of this scholar will be used to fill in the Q_T to become a real question “What is scholar name’s alma mater” and the educational experience of this scholar serves as the golden answer to this query.

5.3 Code Generation

In the final step, we employ ChatGPT again to generate a piece of code that corresponds to a given combination C with missing input information. This code is intended to get the answer of the

Table 1: The semantics of symbols in Q_T .

Symbol	Semantics
X	interest
XX	organization
XXX	name
XXXX	publication_info
N	count or numbers
Y	Year

Table 2: Question statistics in SoAYBench set.

Question Type	One-hop	Two-hop	Three-hop	Total
Scholar	540	1,800	540	2,980
Publication	180	180	720	1,080
Total	720	1,980	1,230	3,960

template query Q_T shared the same combination C with it. Still with information from a specific academic entity, the i_1 serves as the input of the generated code. The code is expected to be executed to get the same result as o_J , which can be seen as a golden information of this code. If the result matches the golden information, this code is valid. Any invalid code, not producing matching results, will be excluded from the final dataset.

6 LLMs Alignment

In order to ultimately leverage LLM to accomplish the task of academic information seeking, SOAY needs to align LLM to be capable of calling academic APIs correctly and efficiently through generating solutions and code. This can be achieved by constructing training data and aligning the LLMs according to it, whether through a tuning or tuning-free method.

6.1 SOAYBench-{(Query, Solution, Code)}

After going through the aforementioned four stages, a substantial amount of high-quality (Query, Solution, Code) data has been automatically collected. We organize this data into a comprehensive benchmark known as SOAYBench. Currently, SOAYBench consists of 3,960 triplets, out of which one-fifth has undergone expert inspection and adjustment to form a test set. This test set is used to evaluate the ability of the LLMs to search academic information using the AMiner API. The remaining portion of the data is utilized to support the alignment of the LLMs. Table 2 shows the question statistics of SOAYBench.

Table 3: Overall Performance comparison of the proposed SOAY and the baseline methods ToolLLaMA and GTP-DFSDT, as tested on SOAYBench. The terms 3.5, 3.5-16K, and 4 are abbreviations for different versions of GPT. 7B and 13B denotes the parameter scale of the LLM. SOAYBench is derived from 44 question templates, we calculate each metric within a group of instantiated questions of these templates, and then report the mean and variance across groups with different instantiated entities.

Method	Version	Question Type	Error Rate↓				EM(%)	ACC(%)	Score
			DS(%)	WS(%)	WP(%)	EE(%)			
ToolLLaMA	7B	one-hop	12.50±8.00	24.31±13.26	1.39±0.00	54.17±16.01	7.64±5.20	20.14	16.72
		two-hop	10.10±4.10	47.22±12.28	0.76±2.27	38.13±9.62	3.79±2.92	13.89	
		three-hop	11.51±6.53	38.10±14.27	1.19±3.57	43.25±13.07	5.95±4.59	17.46	
GPT-DFSDT	3.5	one-hop	55.56±21.06	15.28±7.80	4.86±0.00	21.53±10.67	2.78±0.00	58.33	43.22
		two-hop	29.55±11.47	34.34±9.23	4.29±3.64	25.76±8.65	6.06±4.11	35.61	
		three-hop	38.10±15.09	28.57±11.35	3.17±2.50	25.00±8.87	5.16±6.19	43.25	
	3.5-16k	one-hop	25.69±10.91	9.72±5.00	2.78±0.00	22.92±9.47	38.89±15.60	64.58	43.67
		two-hop	16.92±7.76	15.91±6.05	3.28±1.31	46.97±7.13	16.92±4.99	33.84	
		three-hop	18.65±7.37	15.48±5.63	2.78±0.00	38.49±10.43	24.60±8.53	43.25	
	4	one-hop	27.78±9.60	2.08±0.00	4.17±5.00	28.47±6.82	37.50±10.91	65.28	58.16
		two-hop	26.26±8.89	9.60±4.88	17.93±5.40	15.15±5.39	31.06±9.12	57.32	
		three-hop	22.22±8.65	7.54±4.46	17.06±6.96	19.05±6.45	34.13±9.87	56.35	
SOAYGPT	3.5	one-hop	27.78±8.70	15.97±7.73	3.47±0.00	13.19±7.80	39.58±9.12	67.36	67.30
		two-hop	33.84±4.94	9.60±4.75	6.06±2.81	13.13±7.12	37.37±5.06	71.21	
		three-hop	22.22±6.43	12.70±5.91	9.52±4.42	13.10±6.72	42.46±6.00	64.68	
	3.5-16k	one-hop	28.47±11.67	15.28±6.12	1.39±0.00	17.36±7.78	37.50±9.07	65.97	66.76
		two-hop	35.86±6.01	7.32±3.41	5.30±2.18	15.91±7.16	35.61±4.65	71.46	
		three-hop	23.02±7.16	10.32±4.99	8.33±3.42	17.46±7.37	40.87±6.26	63.89	
	4	one-hop	0.00±0.00	0.00±0.00	1.39±0.00	2.78±0.00	95.83±5.70	95.83	86.57
		two-hop	15.91±4.71	1.26±0.00	9.34±1.07	2.02±1.69	71.46±3.74	87.37	
		three-hop	6.75±0.00	0.40±0.00	14.68±1.68	1.98±0.00	76.19±3.25	82.94	
SOAYLLaMA	Chat-7B	one-hop	0.00±0.00	0.00±0.00	0.00±0.00	0.69±0.00	99.31±2.94	99.31	85.76
		two-hop	0.00±0.00	0.00±0.00	20.20±3.84	2.53±1.97	77.27±2.70	77.27	
		three-hop	0.00±0.00	0.00±0.00	9.92±3.56	3.17±2.50	86.90±2.72	86.90	
	Code-7B	one-hop	0.69±0.00	0.00±0.00	0.69±0.00	5.56±4.37	93.06±7.50	93.75	88.95
		two-hop	0.25±0.00	3.28±0.00	7.07±2.75	4.80±3.69	84.60±5.18	84.85	
		three-hop	0.40±0.00	0.00±0.00	4.76±2.14	5.16±4.57	89.68±6.54	90.08	
	Code-13B	one-hop	0.00±0.00	0.00±0.00	1.39±0.00	0.00±0.00	98.61±4.03	98.61	92.74
		two-hop	0.00±0.00	2.27±0.00	14.14±2.14	0.51±0.00	83.08±3.32	83.08	
		three-hop	0.00±0.00	0.00±0.00	2.38±2.86	0.40±0.00	97.22±4.28	97.22	

6.2 Model Alignment

We provide alignment strategy for both super large closed-source LLMs and tunable open-source LLMs. (1) SOAYGPT is our proposed solution for models like GPT (Eloundou et al., 2023), which cannot have their parameters modified but possess strong instruction following capabilities. We select a diverse set of triplets from SOAYBench data that represent different usages of solutions as examples to construct prompts. Given a query, SOAYGPT generates the solution and code in sequence through in-context learning, followed by executing the generated code to obtain the result. We utilize different versions of GPT models as backbones for this purpose. (2) SOAYLLaMA, on the other hand, is our alignment strategy for the LLaMA (Touvron et al., 2023) model, which is an open-source model that we can fine-tune within an acceptable training cost. By using the query of the

triplets from SOAYBench as input and integrating the solution and code as output, SOAYLLaMA is trained to generate the solution and code in a single step based on the given query in a zero-shot setting.

7 Experiments

In this section, we conduct experiments to validate the effectiveness, efficiency, and practicality of SOAY. We focus on the following Research Questions: (RQ1) In which part of the academic information seeking do LLMs struggle the most? (RQ2) In terms of effectiveness on academic information seeking, does SOAY outperform existing methods? (RQ3) In terms of efficiency, does SOAY finish the task within an execution time that users can accept? (RQ4) What kind of base model is more suitable for constructing SOAY?

We conduct experiments on SOAYBench to com-

pare SOAY with other baseline methods, focusing on these research questions. Additionally, we introduced a detailed evaluation method called SOAYEval, which could also be used in the evaluation of other tool-using scenarios. We also perform online evaluations specifically targeting real-world academic information seeking use cases. There’s an independent chapter in the appendix showing more implementation details and interesting findings.

7.1 Experimental Settings

Baselines. Many existing tool-utilizing works fail to function effectively due to API inter-dependency and intricate execution logic. We have chosen GPT-DFSdT, employing the same three versions of the GPT as backbone as SOAYGPT and ToolLLaMA-7b (Qin et al., 2023b) as baselines in API-using experiment on SOAYBench, as the former represents the state-of-the-art model on a general domain tool-utilizing benchmark, ToolBench (Qin et al., 2023b), and the latter is an open-source model that has been fine-tuned on numerous tool-utilizing data samples, achieving results comparable to GPT-DFSdT. For every LLM, we adopt a temperature setting of 0 to ensure reproducibility.

It is worth noting that the responses from the baselines, ToolLLaMa, and GPT-DFSdT, are in natural language format, whereas the answers in SOAYBench are the responses returned by SoAPI. In order to ensure a fair comparison, we have designed a set of prompts to employ ChatGPT to extract precise answers from responses in a natural language format.

SOAYEval. Given a question that yields an API solution along with an invoked answer, we have outlined five types of evaluation metrics. These metrics take into account the accuracy of the solution, program, and answer together: **(EM)**: Both the retrieved solution and answer **Exactly Match** the ground truth. **(DS)**: The answer is correct, but a **Different Solution** is retrieved compared to the ground truth. **(WS)**: The answer is wrong due to a **Wrong Solution**. **(WP)**: The solution is correct but the answer is wrong, due to a **Wrong Program** generated for the solution, which can be executed but yields the wrong answer. **(EE)**: **Execution Error**, which may be caused by the generation of a non-executable program or network errors during the APIs request. Based on the aforementioned metrics,

we define the accuracy metric as follows:

$$\text{ACC} = \text{EM} + \text{DS},$$

which represents the proportion of correct answers produced by the method under test. Finally, we assign different weights w_1 , w_2 , and w_3 to the ACC of one-hop, two-hop, and three-hop of the tested method to compute the overall **Score**:

$$\text{Score} = \frac{w_1 \cdot \text{ACC}_1 + w_2 \cdot \text{ACC}_2 + w_3 \cdot \text{ACC}_3}{w_1 + w_2 + w_3}.$$

We name this evaluation method SOAYEval. SOAYEval meticulously analyzes the entire process of large models using a set of APIs to answer corresponding questions. It is a universal evaluation method that could be adopted by other API-using scenarios. Notably, we assign $w_1 = 1$, $w_2 = 2$, $w_3 = 3$ in our experiment to highlight the multi-hop question-answering ability of the methods under test.

7.2 Overall Performance (RQ1, 2)

Table 3 presents the experimental results of SOAYGPT, SOAYLLaMA, and the other two representative baseline methods on SOAYBench. SOAYLLaMA achieves the highest overall score, with Code-13B Model of 91.24%, followed by the other SOAY method, SOAYGPT, which gets 86.57% with GPT-4 as the backbone. These results prove the effectiveness of SOAY. With the help of the prepared solution library, SOAY describes the complex inter-dependency and diverse execution logic to the LLMs. This significantly reduces the pressure of LLMs when determining the optimal execution path from the coupling APIs.

Despite undergoing specialized tool usage training, ToolLLaMA does not score highly. This is primarily because ToolLLaMA’s training objective is to master the use of general APIs, where the dependencies involved are significantly less complex than those in complicated academic APIs. Furthermore, many questions in SOAYBench require a solution that incorporates branch or loop logic. Facing with the need to execute these complicated execution logics, GPT-DFSdT’s decision-tree-based inference encounters numerous repetitive sub-nodes, making the solution exceptionally challenging.

7.3 Error Analysis (RQ1)

The detailed analysis of model performances from SOAYEval reveals distinct characteristics and potential improvement areas for each model across

Table 4: Average response time of different methods (second).

Method	7B	13B	3.5	3.5-16k	4
ToolLLaMA	45.10	/	/	/	/
GPT-DFSdT	/	/	39.12	53.73	70.92
SoAYGPT	/	/	6.15	6.40	26.05
SoAYLLaMA-Code	1.12	1.35	/	/	/

different question types. The SOAYLLaMA and SOAYGPT models, particularly their latest versions, demonstrate superior capabilities in managing complex question types with minimal errors. ToolLLaMA and early versions of GPT-DFSdT show greater susceptibility to execution and solution pathway errors, indicating potential areas for algorithmic or training enhancements. Overall, advancements in model versions (notably from GPT-DFSdT 3.5 to 4 and SOAYGPT 3.5 to 4) show tangible improvements in reducing specific error types and enhancing overall accuracy, highlighting the benefits of continuous model development and refinement.

7.4 Efficiency (RQ3)

We evaluate the efficiency of the proposed method by reporting the average response time of various methods evaluated on SOAYBench, as shown in Table 4. We apply both SOAYLLaMA and ToolLLaMA in a network request service format to keep justice with GPT-based methods which should only be accessed through APIs calls. Both ToolLLaMA and GPT-DFSdT rely on multiple executions to complete complex API operations, thus consuming a considerable amount of time. Implementation through SOAY can effectively reduce the inference time of tool calls. Even with GPT-4, the average execution time of SOAY is nearly one-third of the execution time of GPT-DFSdT with GPT-4. Moreover, with a smaller parameter scale, the lightweight SOAYLLaMA models show even less execution time, which we consider already meet the requirement for being applied to an academic searching service.

7.5 Backbones Comparison (RQ4)

It’s worth considering which backbone model to choose to construct an academic searching system whether through SOAYGPT or SOAYLLaMA. Based on the results of SOAYBench, if we focus on the effectiveness of the results, the choice of SOAYGPT definitely falls on the latest version (GPT-4 when the paper is drafted). As for the

choice of SOAYLLaMA, whose implementation is described in Appendix B, we can find a trend where the scores increase as the number of parameters grows. Simultaneously, given that Soay implements the planning and formatting processes defined in the problem section through code generation, CodeLlama, which excels in code generation, outperforms ChatLlama. It should be mentioned that the effectiveness shown on the results of SOAYBench should not be the sole criterion for judgment when considering practical applications.

8 Related Works

APIs, short for Application Programming Interfaces, are the software interfaces that provide services to other software components¹. It facilitates the exchange of data between various software applications, thereby enabling interoperability between them (Ofoeda et al., 2019). For the application of LLMs using the API-using methodology, the current solutions and technical approaches can be divided into two major groups: A straightforward idea is to broaden the tool/API-using coverage for LLMs. Such efforts not only include basic web services, such as search engines (Nakano et al., 2021; Liu et al., 2023; Zhang et al., 2023) and calculators (Schick et al., 2023), but also include the intelligent multi-modal functions, such as vision understanding (Wu et al., 2023) and image generation (Lu et al., 2023).

Others are devoted to the tool’s dependencies, programming logic and planning ability (King et al., 2023; Shen et al., 2023; Paranjape et al., 2023). Except for the efforts that regard LLMs as database managers (Qin et al., 2023a), there are also plenty of methods that modeling the tool’s graphical relations (Zhang, 2023), building intermediate instructions (Burnett and McIntyre, 1995) and accomplish complex tasks (Song et al., 2023).

Besides, applying LLMs to directly access the data from the Database through techniques like text-to-SQL (Qin et al., 2022) proves ineffective. The limitation arises from the unavailability of access to the original data sources of related systems.

9 Conclusion

In this work, we propose an API-Using methodology, SOAY, to apply LLMs to academic information searching. The core technique of SOAY is the

¹https://en.wikipedia.org/wiki/API#cite_note-1

high-quality automatic built dataset, SOAYBench, providing 3960 academic triplets data. We align LLMs to generate codes on pre-constructed guidance, which could face the coupling and execution logic diverse challenges. An evaluation strategy, SOAYEval, is proposed to evaluate the AMiner API-using capability. Experiments show SOAY’s effectiveness, efficiency, and usability. In the future, we will continue to enlarge the SOAYBench and apply SOAY to more scenarios and domains.

10 Limitations and Future Directions

In this paper, we propose an approach that combines automated data generation with LLM alignment for academic query API-based tasks and demonstrates its effectiveness. The released SOAYBench and the proposed SOAYEval could support for evaluating related methods in subsequent studies. However, there are still some worthwhile explorations that we have not conducted:

- SOAYBench is a large-scale dataset constructed through automation, consisting of 3960 triplet data instances. Although we incorporate quality checks in the solution library construction, query generation, and code generation processes, and have human experts inspect and refine the test set, we must acknowledge that we cannot guarantee the provided tests in SOAYBench align perfectly with people’s expectations for the API system. Some prior works(Qin et al., 2023b) validate the quality of their benchmarks by comparing the results of tested methods on their own benchmark with manually evaluated results. This is an aspect we plan to further explore and validate in the future, which may lead to more human-aligned automated constructed datasets.
- The API-using approach we propose addresses the task of guiding large models to utilize complex academic search APIs. However, we have not yet validated whether our method has advantages in simpler scenarios. We will continue to expand SOAYBench and conduct practicality and effectiveness validations in various scenarios.
- In practical applications, we have encountered an inconvenient point of updating the deployed system: if we want to incorporate new APIs on top of existing ones, especially when adding a large number of APIs, the context-guided SOAYGPT needs to adjust the structure of the prompt within a limited input space. This poses a challenge

that requires a trade-off between the breadth and granularity of examples. Although our proposed training-based SOAYLLaMA theoretically allows for the unlimited expansion of APIs by adding sufficient training data, this is an aspect we have not explored yet. In the future, we plan to explore methods for continuous learning with SOAYLLaMA to enable rapid inclusion of new API data without compromising the model’s mastery of existing APIs.

In conclusion, the quality of data generation, scalability, and the scenarios presented in this paper opens up numerous possibilities for further exploration. In the future, we will continue to fulfill the current work and explore further in these mentioned directions.

11 Acknowledgements

This project would like to thank the data annotators at Zhipu AI for their help and support. All GPU compute and API costs are provided by Zhipu AI.

12 Ethical Considerations

12.1 New datasets

Using SOAY, our new dataset is built on the AMiner dataset. The construction of this new dataset relies on the efforts of annotators. We value their contributions and provide them with reasonable compensation based on the quantity of annotations and the duration of their work. For the characteristics of the dataset, it focuses on the academic field and is suitable for academic researchers. Furthermore, as talked before, to prevent additional risks, we establish an evaluation benchmark, which is further enhanced by additional human verification to ensure the quality of this new dataset and its application effectiveness.

12.2 NLP application

The intended use of the SOAY trained LLMs is to facilitate researchers in better accessing academic literature and other related resources. It allows for querying in natural language, reducing the technical barriers for scholars and others with academic information retrieval needs. However, just like the issues inherent to LLMs, sometimes it may provide incorrect information, potentially leading to misguidance for users, which may be a serious disruption for researchers since academic information needs to be accurate.

References

- Margaret M Burnett and David W McIntyre. 1995. Visual programming. *COmputer-Los Alamitos-*, 28:14–14.
- The dblp team. 2005. [dblp computer science bibliography](#).
- Tyna Eloundou, Sam Manning, Pamela Mishkin, and Daniel Rock. 2023. Gpts are gpts: An early look at the labor market impact potential of large language models. *arXiv preprint arXiv:2303.10130*.
- C Lee Giles, Kurt D Bollacker, and Steve Lawrence. 1998. Citeseer: An automatic citation indexing system. In *Proceedings of the third ACM conference on Digital libraries*, pages 89–98.
- Evan King, Haoxiang Yu, Sangsu Lee, and Christine Julien. 2023. " get ready for a party": Exploring smarter smart spaces with help from large language models. *arXiv preprint arXiv:2303.14143*.
- Xiao Liu, Hanyu Lai, Hao Yu, Yifan Xu, Aohan Zeng, Zhengxiao Du, Peng Zhang, Yuxiao Dong, and Jie Tang. 2023. Webglm: Towards an efficient web-enhanced question answering system with human preferences. *arXiv preprint arXiv:2306.07906*.
- Pan Lu, Baolin Peng, Hao Cheng, Michel Galley, Kai-Wei Chang, Ying Nian Wu, Song-Chun Zhu, and Jianfeng Gao. 2023. Chameleon: Plug-and-play compositional reasoning with large language models. *arXiv preprint arXiv:2304.09842*.
- Reiichiro Nakano, Jacob Hilton, Suchir Balaji, Jeff Wu, Long Ouyang, Christina Kim, Christopher Hesse, Shantanu Jain, Vineet Kosaraju, William Saunders, et al. 2021. Webgpt: Browser-assisted question-answering with human feedback. *arXiv preprint arXiv:2112.09332*.
- Alireza Noruzi. 2005. Google scholar: The new generation of citation indexes.
- Joshua Ofoeda, Richard Boateng, and John Effah. 2019. Application programming interface (api) research: A review of the past to inform the future. *International Journal of Enterprise Information Systems (IJEIS)*, 15(3):76–95.
- Bhargavi Paranjape, Scott Lundberg, Sameer Singh, Hannaneh Hajishirzi, Luke Zettlemoyer, and Marco Tulio Ribeiro. 2023. Art: Automatic multi-step reasoning and tool-use for large language models. *arXiv preprint arXiv:2303.09014*.
- Bowen Qin, Binyuan Hui, Lihan Wang, Min Yang, Jinyang Li, Binhua Li, Ruiying Geng, Rongyu Cao, Jian Sun, Luo Si, Fei Huang, and Yongbin Li. 2022. [A survey on text-to-sql parsing: Concepts, methods, and future directions](#). *Preprint*, arXiv:2208.13629.
- Yujia Qin, Shengding Hu, Yankai Lin, Weize Chen, Ning Ding, Ganqu Cui, Zheni Zeng, Yufei Huang, Chaojun Xiao, Chi Han, et al. 2023a. Tool learning with foundation models. *arXiv preprint arXiv:2304.08354*.
- Yujia Qin, Shihao Liang, Yining Ye, Kunlun Zhu, Lan Yan, Yaxi Lu, Yankai Lin, Xin Cong, Xiangru Tang, Bill Qian, et al. 2023b. Toolllm: Facilitating large language models to master 16000+ real-world apis. *arXiv preprint arXiv:2307.16789*.
- Timo Schick, Jane Dwivedi-Yu, Roberto Dess, Roberta Raileanu, Maria Lomeli, Luke Zettlemoyer, Nicola Cancedda, and Thomas Scialom. 2023. Toolformer: Language models can teach themselves to use tools. *arXiv preprint arXiv:2302.04761*.
- Yongliang Shen, Kaitao Song, Xu Tan, Dongsheng Li, Weiming Lu, and Yueting Zhuang. 2023. Hugging-gpt: Solving ai tasks with chatgpt and its friends in huggingface. *arXiv preprint arXiv:2303.17580*.
- Arnab Sinha, Zhihong Shen, Yang Song, Hao Ma, Darin Eide, Bo-June Hsu, and Kuansan Wang. 2015. An overview of microsoft academic service (mas) and applications. In *Proceedings of the 24th international conference on world wide web*, pages 243–246.
- Yifan Song, Weimin Xiong, Dawei Zhu, Cheng Li, Ke Wang, Ye Tian, and Sujian Li. 2023. Restgpt: Connecting large language models with real-world applications via restful apis. *arXiv preprint arXiv:2306.06624*.
- Jie Tang, Jing Zhang, Limin Yao, Juanzi Li, Li Zhang, and Zhong Su. 2008. Arnetminer: extraction and mining of academic social networks. In *Proceedings of the 14th ACM SIGKDD international conference on Knowledge discovery and data mining*, pages 990–998.
- Hugo Touvron, Louis Martin, Kevin Stone, Peter Albert, Amjad Almahairi, Yasmine Babaei, Nikolay Bashlykov, Soumya Batra, Prajjwal Bhargava, Shrutu Bhosale, Dan Bikel, Lukas Blecher, Cristian Canton Ferrer, Moya Chen, Guillem Cucurull, David Esiobu, Jude Fernandes, Jeremy Fu, Yenyin Fu, Brian Fuller, Cynthia Gao, Vedanuj Goswami, Naman Goyal, Anthony Hartshorn, Saghar Hosseini, Rui Hou, Hakan Inan, Marcin Kardas, Viktor Kerkez, Madian Khabsa, Isabel Kloumann, Artem Korenev, Punit Singh Koura, Marie-Anne Lachaux, Thibaut Lavril, Jenya Lee, Diana Liskovich, Yinghai Lu, Yuning Mao, Xavier Martinet, Todor Mihaylov, Pushkar Mishra, Igor Molybog, Yixin Nie, Andrew Poulton, Jeremy Reizenstein, Rashi Rungta, Kalyan Saladi, Alan Schelten, Ruan Silva, Eric Michael Smith, Ranjan Subramanian, Xiaoqing Ellen Tan, Binh Tang, Ross Taylor, Adina Williams, Jian Xiang Kuan, Puxin Xu, Zheng Yan, Iliyan Zarov, Yuchen Zhang, Angela Fan, Melanie Kambadur, Sharan Narang, Aurelien Rodriguez, Robert Stojnic, Sergey Edunov, and Thomas Scialom. 2023. [Llama 2: Open foundation and fine-tuned chat models](#). *Preprint*, arXiv:2307.09288.
- Lei Wang, Chen Ma, Xueyang Feng, Zeyu Zhang, Hao Yang, Jingsen Zhang, Zhiyuan Chen, Jiakai Tang,

Xu Chen, Yankai Lin, Wayne Xin Zhao, Zhewei Wei, and Jirong Wen. 2024. [A survey on large language model based autonomous agents](#). *Frontiers of Computer Science*, 18(6).

Chenfei Wu, Shengming Yin, Weizhen Qi, Xiaodong Wang, Zecheng Tang, and Nan Duan. 2023. Visual chatgpt: Talking, drawing and editing with visual foundation models. *arXiv preprint arXiv:2303.04671*.

Jiawei Zhang. 2023. Graph-toolformer: To empower llms with graph reasoning ability via prompt augmented by chatgpt. *arXiv preprint arXiv:2304.11116*.

Jing Zhang, Xiaokang Zhang, Daniel Zhang-Li, Jifan Yu, Zijun Yao, Zeyao Ma, Yiqi Xu, Haohua Wang, Xiaohan Zhang, Nianyi Lin, et al. 2023. Gm-dialog: Noise-tolerant pre-training for knowledge-grounded dialogue generation. *arXiv preprint arXiv:2302.14401*.

Wayne Xin Zhao, Kun Zhou, Junyi Li, Tianyi Tang, Xiaolei Wang, Yupeng Hou, Yingqian Min, Beichen Zhang, Junjie Zhang, Zican Dong, et al. 2023. A survey of large language models. *arXiv preprint arXiv:2303.18223*.

Appendix

In the appendix, we’ll present in three folds the details of SOAY and SOAYBench, along with more experimental details and conclusions. Part I focus on the implementation of SOAY, including the details of SOAYGPT in [A](#), SOAYLLaMA in [B](#) and SOAYBench in [C](#). Part II shows more about the experiments, including the online evaluation in [D](#), the implementation of SOAY on other academic information seeking systems in [F](#), and more interesting findings from the results on SOAYBench in [E](#). Part III lists all the prompts used in SOAY and SOAYGPT.

Part I. Implementation Details

The content of this section primarily introduces some implementation details of the SOAY method, including the inference architecture of SOAYGPT, the training details of SOAYLLaMA, as well as the data details and API environment setup details of SOAYBench. We implement SOAYGPT on three distinct versions of GPT, specifically 3.5: gpt-3.5-turbo-0613; 3.5-16k: gpt-3.5-turbo-16k-0613, and 4: gpt-4-0613. We conduct the fine-tuning on 3 different variants of the LLaMA model, respectively Chat-7B: Llama-2-7b-chat-hf, Code-7B: CodeLlama-7b-Instruct-hf, and Code-13B: CodeLlama-13b-Instruct-hf.

A SOAYGPT

SoAyGPT is an alignment method designed for a series of large-scale models that are closed-source yet possess high command-following capabilities. Specifically, SoAyGPT employs in-context learning to construct three LLM agents ([Wang et al., 2024](#)) (Solution Retrieval Agent, Code Generation Agent, and Answer Generation Agent) and an environment operable by these agents to complete the alignment process. The agents and environments are designed:

Solution Retrieval Agent. Given the user input Q , the solution retrieval agent obtains the appropriate solution from the solution library S . It’s important to note that the retrieval process here diverges from traditional information retrieval functions, which extract the exact required element from a set. Essentially, this retrieval module presents all possible solutions as the prompt to the LLMs, enabling them to generate a suitable solution. Consequently, it’s possible that the produced solution differs from any solution in L_S .

Code Generation Agent. The code generation agent must generate the correct program under the guidance of the retrieved solution S . Since the solution might not be included in L_S , if the retrieved solution S is in L_S , we simply use P_p specifically defined for S to generate the required program. Otherwise, SOAY has to use P_g that is defined for all the possible solutions to guide the LLMs in generating a program, as no specific solution could be identified. SOAY employs Python as the programming language for each program, allowing it to incorporate not only sequential but also branching and looping logic.

Code Execution Environment. SOAY employs a virtual Python environment as the executor to obtain the results, serving as the knowledge K . Here, K is expected to be the exact answer to Q if Q asks about some precise information, like the number of citations for a scholar. Otherwise, K provides helpful information if Q has an ambiguous intent.

Answer Generation Agent. Finally, SOAY generates a natural language answer A based on Q and K , guided by P_a .

B SOAYLLaMA

SOAYLLaMA is designed for supervised fine-tuning of open-source models when training resources are available. Through the training stage,

SOAYLLaMA integrates an API description and queries as inputs and combines solutions and programs as responses. During the inference stage, SOAYLLaMA concurrently completes the Planning and Formatting processes to derive solutions and code. Similar to SOAYGPT, it utilizes the environment to execute and obtain answers based on K . We conduct the fine-tuning on 3 different variants of LLaMA Model, respectively Chat-7B: Llama-2-7b-chat-hf², Code-7B: CodeLlama-7b-Instruct-hf³, Code-13B: CodeLlama-13b-Instruct-hf⁴.

Dataset. As mentioned in Section 6.1, four-fifth of the instances from SOAYBench are utilized here to train the SOAYLLaMA. We simply take the academic query as an input and the relevant solution.

Training Details. We train 13B models on 8 * NVIDIA A100 GPU (80GB) for 13 hours to accomplish a convergent loss, with a batch size of 8. 7B models are trained on 4 * NVIDIA A100 GPU (80GB) for 7 hour with a batch size of 16. All the training details are saved in the training log in our Github Repo⁵.

C SOAYBench

To assess AMiner API-using capabilities, the foundational AMiner APIs for LLMs to invoke and a test set should be provided. However, given the dynamic and specialization nature of academic data, with academic entities-related information rapidly changing, maintaining a test set with static answers proves challenging. To address this challenge, we clone AMiner’s APIs at a specific point in time to create a static service, from which we create a corresponding static test set including 792 meaningful academic questions (one-fifth of the whole SOAYBench) and ground truth conducted from the cloned APIs. We extract a subset of the comprehensive AMiner database, which includes over 66,000 entities such as persons and publications, at a specific point in time, September 23, 2023. This subset serves as our experimental evaluation environment, and we clone an API Service based on it. Consequently, the results returned by these APIs, given

²<https://huggingface.co/meta-llama/Llama-2-7b-chat-hf>

³<https://www.modelscope.cn/models/AI-ModelScope/CodeLlama-7b-hf/summary>

⁴<https://huggingface.co/meta-llama/CodeLlama-13b-Instruct-hf>

⁵<https://anonymous.4open.science/r/SoAy-C025/readme.md>

the same parameters, will remain consistent over time. This dataset and the API service provide a foundation for our subsequent construction of the test set.

Part II. Experiments Details

In this section, we will present more details related to the experiments. To verify the efficiency and effectiveness of SOAY in real applications, it is insufficient to rely solely on its performance on SOAYBench, so we designed an online evaluation to test SOAY’s performance in real-use scenarios. Beyond the research questions in Section 7, more interesting insightful conclusions can be found in the results on SOAYBench. Furthermore, to validate the universality of the SOAY method, rather than it only working for the AMiner system, we implemented SOAYGPT in two other academic information seeking scenarios and demonstrated its results in a case study manner.

D Online Evaluation

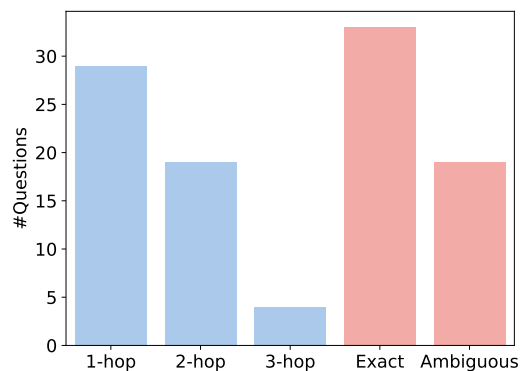


Figure 4: Distribution of questions used for online human evaluation. Questions are categorized by 1, 2, and 3-hop types, further divided into exact and ambiguous categories. The ambiguous category is specific to this online evaluation setting.

We examine the Spearman correlation coefficients among the voting results of the 15 human annotators, as shown in Figure 5. The released SOAYBench contains the templated questions derived from the AMiner SoAPI, thus testing a method’s ability to understand and utilize the SoAPIs to a certain extent. However, in real-world deployment scenarios, the goal of a good method should be to fulfill user needs more comprehensively and offer a superior user experience. To achieve this, we implement the proposed SOAY as an online application, gather 52 real user demands

from the logs, and invite 10 annotators to conduct human evaluation. **Settings.** We deploy SOAY

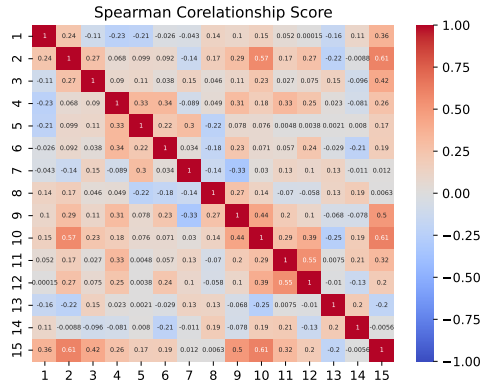


Figure 5: Spearman correlation among 15 annotators

with GPT-3.5-16k as its backbone online, due to the superior speed of the 3.5 version, enhancing user experience. Over time, we gather 52 authentic questions from the application logs. The distribution of these questions is illustrated in Figure 4, categorized not only by their 1, 2, and 3-hop nature but also classified as either exact or ambiguous. Ambiguous questions, such as requests for “comparisons between two scholars”, lack standardized answers and thus yield diverse responses. We find that the majority of these 52 questions could be resolved within two hops.

To evaluate the answers, we invite five academic experts to provide responses based on their expertise, supplemented by the AMiner system and general search engines. The online system’s answers, responses directly from ChatGPT, and the aforementioned human-provided answers constitute the comparison methods.

For a balanced and fair assessment of the experimental results, we develop an annotation platform and create a detailed annotation manual. This platform allows annotators to shuffle and anonymize the answers from the three methods before each voting session. A team of 10 annotators is recruited to assess the answers provided by each method for every question across a two-day period. Their focus is on evaluating the accuracy and readability of the responses, culminating in a vote for the most effective response among the three. We also open-source the platform and its associated manual.

Evaluation Results. After identifying the three annotators with the lowest correlation to others, we exclude their input. For the remaining annotators, a

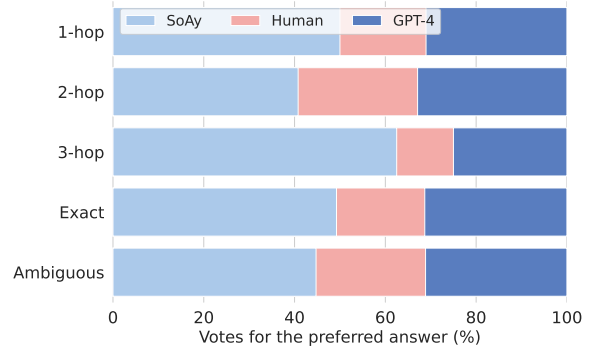


Figure 6: Voting results for authentic online questions.

majority voting strategy is employed to consolidate the votes for the three methods. The summarized results are presented in Figure 6. These results show a preference for the SOAY method’s responses in real-world scenarios across various question types, outperforming both direct ChatGPT and human expert responses.

Notably, SOAY’s responses are particularly favored for questions with exact answers. However, SOAY’s advantage is less pronounced for ambiguous questions when compared to baseline responses. This observation aligns with SOAY’s design and the assessment objectives of SOAYBench, both of which prioritize precise answering through the integration of SoAPI Library resources. Nevertheless, there’s a noticeable gap between the nature of real-world inquiries and the templated questions in SOAYBench, posing a challenge for SOAY in addressing certain scenarios. This finding points towards the potential for integrating SoAPI calls with model-intrinsic functions for a more robust response system.

E Insights on SOAYBench

E.1 Intriguing phenomena

Table 3 reveals several other intriguing phenomena: First, while SOAY excels with GPT-4, its advantages are less marked on GPT-3.5-turbo and GPT-3.5-16k (hereafter collectively referred to as GPT-3.5 backbones), trailing behind the GPT-DFSMT method with the same GPT-3.5 backbones. Notably, the DS and WS metrics for SOAY with GPT-3.5 backbones are quite high. This can be attributed to GPT-4’s superior instruction-following proficiency, which amplifies the impact of SOAY’s complex prompts on the model adept at instruction following. Second, SOAY methods exhibit superior performance on the two-hop questions than one

and three-hop questions, particularly with GPT-3.5 backbones. This is likely because the solution parsing prompts sampled from the SOAYBench are biased towards two-hop questions (refer to Table 2 for more information), causing the GPT-3.5 backbones to default to two-hop solutions within the SOAY framework. On the contrary, GPT-4’s robust instruction-following ability enables it to perform consistently across all question types. Third, GPT-DFSDT exhibits a stronger understanding of one-hop questions when using GPT-3.5 backbones. It breaks down complex questions into simpler one-hop questions, determining the appropriate APIs and their parameters step by step, which enhances its comprehension of one-hop questions.

E.2 Variances

Notably, the data fluctuations marked in Table 3 do not represent variances represented by repeating the identical experiment on identical samples. Given that the 768 test samples in SOAYBench originate from 44 template questions, and each template is filled with different entities to create unique question instances, we compute each metric within a group of instantiated questions from the 44 question templates. We then calculate the mean and variance across groups of different instantiated questions. Our observations indicate that SOAYGPT-4 and SOAYLLaMA delivers a more consistently stable performance across various error types, which benefits from GPT-4’s enhanced generalization capacity across a variety of entities and sufficient and diverse training data from SOAYBench.

E.3 Detailed Error Analysis

Notably, We do not rectify network errors because SOAY aims to apply the system in real-world use, implying that it is essential to test each model’s stability. During experiments, we attempt to request the models up to 3 times. If all 3 attempts fail, the situation is classified as an EE.

E.3.1 ToolLLaMA (7B)

Shows the highest Execution Error (EE) rates across all question types, which might indicate issues with the model’s ability to generate executable programs consistently. It struggles particularly with one-hop questions, which have the lowest Exact Match (EM) rate and high Wrong Solution (WS) errors. Two-hop and three-hop questions reflect similar challenges with WS and EE, although DS errors decrease slightly as the complexity in-

creases. High variability in error rates suggests that the model might benefit from training focused on error reduction techniques. The overall score of 16.72 is the lowest among the models, reflecting significant room for improvement.

E.3.2 GPT-DFSDT

Version 3.5: One-hop questions see extremely high DS rates but lower WS and EE, suggesting issues with solution path diversity but not necessarily with execution. Two-hop and three-hop configurations show a balance of errors across DS, WS, and EE, with a slightly better EM rate for three-hop.

Version 3.5-16K: This model shows improved performance over the standard 3.5 version, with particularly notable improvements in EM and ACC for one-hop questions. DS errors are significantly reduced compared to the 3.5 version, indicating enhanced solution alignment.

Version 4: The most advanced version, showing the best performance with notably high scores, especially in one-hop questions which almost reach perfect EM and ACC. Lower WS rates across all configurations, indicating robustness in generating correct solutions.

E.3.3 SOAYGPT

Version 3.5: Generally strong in EM and ACC, particularly for one-hop questions, suggesting effective solution generation and execution. Lower EE than ToolLLaMA, indicating more reliable program execution.

Version 3.5-16K: Consistently high EM rates across question types, with particularly low DS errors in two-hop questions. Shows good balance across all error types, with no extreme weaknesses.

Version 4: Outstanding performance in one-hop questions with nearly no errors and very high EM and ACC. Two-hop and three-hop questions also show very high scores, making this version highly effective and reliable.

E.3.4 SOAYLLaMA

Chat-7B: Exhibits nearly perfect performance in one-hop questions with zero DS, WS, and WP errors. Three-hop questions maintain high performance but see a slight increase in WP errors, which still remain low compared to other models.

Code-7B: Solid performance with minimal error rates across all question types. A slight uptick in

WP errors in two-hop questions could be a focal point for model refinement.

Code-13B: The best-performing model across all metrics, with impressive EM and ACC in one-hop questions and consistent strength in multi-hop configurations. Nearly negligible error rates, setting a high standard for large language models.

F Other Scenarios

F.1 SOAY implemented on CrossRef

F.1.1 Introduction

Crossref is a registration agency for DOIs (Digital Object Identifiers) established by a consortium of renowned global publishers. It registers DOI numbers for newly published and previously published journal articles. All works registered with Crossref by various publishers automatically establish citation links with each other, facilitating readers to navigate journals and access the websites of different publishers, thus significantly increasing the chances of journal articles being accessed and cited. Crossref’s open reference linking system establishes citation links to journal articles between different publisher websites. For developers, Crossref provides rich open-source API interfaces on GitHub⁶, such as search and other functionalities.

F.1.2 Implementation

The codes, prompt, and APIs of this part of the implementation are available at our GitHub repo: <https://github.com/RUCKBReasoning/SoAy/tree/master/scenarios/CrossRef>. As shown above, we need to finish two primary stages: the offline solution library preparation stage and the online solution-based inference stage.

API Library. As shown in Figure 7, we use 6 APIs of Crossref. The phenomenon of API coupling is prevalent among these SoAPIs. For example, the parameter doi for `getWorksByDoi(·)` must first be obtained by `searchWorkByTitle(·)`. This necessitates a specific execution order where `searchWorkByTitle(·)` must be used before `getWorksByDoi(·)`, and a specific execution composition where if `getWorksByDoi(·)` is used, `searchWorkByTitle(·)` is definitely used.

Solution Library Construction. The solution library is the cornerstone of the entire framework.

Just as what we did for AMiner, we finish the solution library for Crossref, proving SOAY’s usability. The initial stage of SoAy involves analyzing Crossref’s SoAPI and constructing the SoAPI Graph. Following this, a process of sampling and filtering paths is applied to the SoAPI Graph, resulting in the solution library. Based on it, the prompt library is then constructed.

To better understand the performance of Soay on Crossref, let’s take a detailed look at Crossref’s prompts and cases on Figure 10

General Prompt Drafting. The General Prompt outlines a structured approach to crafting programs that utilize a set of APIs to address various queries related to literature and authors. It starts by presenting the APIs that will be employed, such as ‘searchBook’, ‘getBook’, and others, which are instrumental in searching for books, obtaining book details, and accessing author information. The prompt then proceeds to illustrate the process through a series of examples. The first example guides the user on how to use the ‘searchBook’ API to find publishers in a particular subject area (XXX), iterating through the results to compile a list of publisher names. This demonstrates the initial step of narrowing down the scope of the query to a more manageable list. Following that, the second example builds upon the first by not only identifying publishers in a specific field but also by delving deeper to list articles or works associated with those publishers. This is achieved by chaining the ‘searchPublisherBySubject’ API to ‘getPublisherBasicInfo’ and then to ‘getPublisherWorks’, showcasing a more complex use of the APIs to extract detailed information. The prompt concludes with a user query placeholder, encouraging the LLMs to apply the learned methods to formulate a solution. This involves selecting the correct sequence of APIs to retrieve the necessary information in response to the query. The prompt is designed to be a comprehensive guide that adapts to different levels of complexity in the user’s requests, from simple to more advanced searches.

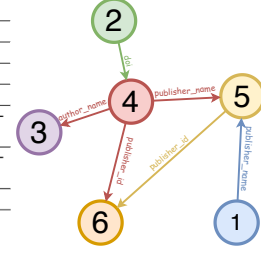
F.1.3 Case Study

Case 1: Mathematics Publishers. The first case presents a query for a list of publishers in the mathematics field. The solution uses the ‘searchPublisherBySubject’ API with ‘math’ as the input to extract a list of publishers, along with the number of DOIs they’ve published. The result provides a collection of publisher names and their respective DOI counts, highlighting their impact in the field

⁶<https://github.com/CrossRef/rest-api-doc?tab=readme-ov-file>

ID	API name	Type	Parameter(s)	Return
1	searchPublisherBySubject	fuzzy	subject	[publisher_name, doi_count]
2	searchWorksByTitle	fuzzy	work_title	[type, author, doi, publisher]
3	searchWorksByAuthor	fuzzy	author_name	[works_title, works_doi]
4	getWorksByDoi	exact	doi	[author_name, work_title, publisher_name, type, reference_count]
5	getPublisherBasicInfo	exact	publisher_name	[publisher_id, current_dois, backfile_dois, total_dois, doi_prefix]
6	getPublisherWorks	exact	publisher_id	[works_title, doi, works_author]

(a) CrossrefAPI Library



(b) CrossrefAPI Graph

Solution	Parameter(s)	Return	Question Template
searchPublisherBySubject	subject	publisher_name	Please list some publishers in the XXX field.
searchPublisherBySubject → getPublisherBasicInfo	subject	publisher_id	Please give me some publishers' id of crossref about the field of XXX.
searchPublisherBySubject → getPublisherBasicInfo → getPublisherWorks	subject	doi	Can you list some articles' DOI numbers in the field of XXX?
searchWorksByTitle	work_title	type	I want to know the type of work XXX.

(c) Solution Library (partly shown)

Figure 7: Illustration of Crossref SoAPI Library, SoAPI Graph and solution library.

of math.

Case 2: DOI Numbers in Computer Science. The second case addresses the request for current DOI numbers from publishers in computer science. By utilizing ‘searchPublisherBySubject’ to identify relevant publishers, followed by ‘getPublisherBasicInfo’ to obtain DOI counts, the solution compiles a list of publishers with their current DOI numbers, showcasing their recent publication activities.

Case 3: Article Titles in Computer Science. The third case involves listing articles in the computer science domain. It starts with ‘searchPublisherBySubject’ to find publishers, then uses ‘getPublisherBasicInfo’ and ‘getPublisherWorks’ to retrieve a list of article titles. The output is a concise list of article titles that represent the range of research within computer science.

F.2 SOAY implemented on OpenLibrary

F.2.1 Introduction

Open Library is an online project aimed at creating a comprehensive database of all published books. Operated by the Internet Archive, the website has been serving the public since 2006. It provides information pages for thousands of books, displaying their summaries, covers, publication details, and more. Additionally, it features personal pages for numerous authors, detailing their biographical information, major works, and areas of expertise. For developers, the website also offers web APIs such as search functionality, which are documented in

the Public APIs project.

F.2.2 Implementation

The codes, prompt, and APIs of this part of the implementation are also available at our GitHub repo: <https://github.com/RUCKBReasoning/SoAy/tree/master/scenarios/OpenLibrary>. The same as AMiner and CrossRef, we need to finish two primary stages: the offline solution library preparation stage and the online solution-based inference stage.

API Library. As shown in Figure 8, we use 6 APIs of Crossref. The phenomenon of API coupling is prevalent among these SoAPIs. For example, the parameter subject for searchSubject(·) must first be obtained by getBook(·) or getAuthorBasicInfo(·). This necessitates a specific execution order where getBook(·) or getAuthorBasicInfo(·) must be used before searchSubject(·), and a specific execution composition where if searchSubject(·) is used, getBook(·) or getAuthorBasicInfo(·) is definitely used.

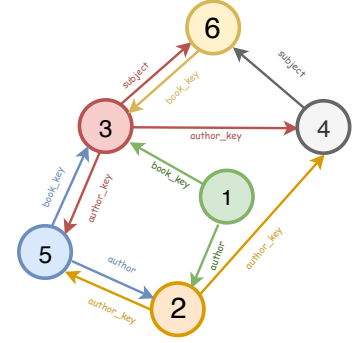
Solution Library. The solution library is the cornerstone of the entire framework. Just as what we did for AMiner, we finish the solution library for OpenLibrary, proving SOAY’s usability. The initial stage of SoAy involves analyzing OpenLibrary’s SoAPI and constructing the SoAPI Graph. Following this, a process of sampling and filtering paths is applied to the SoAPI Graph, resulting in the solution library. Based on it, the prompt library is then constructed.

ID	API name	Type	Parameter(s)	Return
1	searchBook	fuzzy	book_info	[book_key, title, author_name, year]
2	searchAuthor	fuzzy	author_info	[author_key, name, list of alternate_names]
3	getBook	exact	book_key	description, list of author, title, first_publish, list of subjects
4	getAuthorBasicInfo	exact	author_key	name, list of alternate_names, birth_date, work_count, top_work, top_subjects
5	getAuthorWorks	exact	author_key, amount	[book_key, title, subjects]
6	searchSubject	fuzzy	subject	[book_key, title]

(a) SoAPI Library

Solution	Parameter(s)	Return	Question Template
searchSubject	subject	list of books	Please list some books on XXX topic.
searchAuthor→getAuthorWorks	author_info	list of books	Which works were written by XXX?
searchBook→getBook	book_info	book_description	Introduce some information about XXX.
searchBook→getBook→getAuthorWorks	book_info	list of books	What other books has the author of XXX written?

(c) Solution Library (partly shown)



(b) SoAPI Graph

Figure 8: Illustration of OpenLibrary SoAPI Library, SoAPI Graph and solution library.

General Prompt. To better understand the performance of Soay on OpenLibrary, let’s take a detailed look at OpenLibrary’s prompts and cases on Figure 11. It starts by presenting the APIs that will be employed, such as ‘searchBook’, ‘getBook’, and others, which are instrumental in searching for books, obtaining book details, and accessing author information. The prompt then proceeds to illustrate the process through a series of examples. The first example guides the user on how to use the ‘searchBook’ API to find publishers in a particular subject area (XXX), iterating through the results to compile a list of publisher names. This demonstrates the initial step of narrowing down the scope of the query to a more manageable list. The same principle applies to the two other examples. The prompt concludes with a user query placeholder, encouraging the LLMs to apply the learned methods to formulate a solution. This involves selecting the correct sequence of APIs to retrieve the necessary information in response to the query. The prompt is designed to be a comprehensive guide that adapts to different levels of complexity in the user’s requests, from simple to more advanced searches.

F.2.3 Case Study

Case 1: Identifying Mathematics Publishers. In the first case, the objective is to identify publishers that specialize in mathematics. The process begins by utilizing the ‘searchPublisherBySubject’ API, specifying ‘math’ as the subject parameter. This call returns a list of publishers active in the field of mathematics, each accompanied by the number of DOIs (Digital Object Identifiers) they have generated. The output is a curated list of publisher names alongside their DOI counts, which serves as

an indicator of their contributions and presence in the mathematical literature space.

Case 2: Obtaining DOI Numbers for Computer Science Publishers. The second case focuses on obtaining the current DOI numbers for publishers within the computer science field. The ‘searchPublisherBySubject’ API is employed to first filter out publishers related to computer science. Once a list of these publishers is obtained, the ‘getPublisherBasicInfo’ API is then used to fetch the up-to-date DOI numbers for each publisher. The result is a compilation of publisher names paired with their current DOI counts, providing a snapshot of their recent scholarly output and engagement within the field.

Case 3: Listing Computer Science Articles. The third case aims to extract a list of article titles from the computer science domain. The process initiates with the ‘searchPublisherBySubject’ API to pinpoint publishers in the field, followed by the use of ‘getPublisherBasicInfo’ to acquire the publisher’s unique ID. With the publisher ID in hand, the ‘getPublisherWorks’ API is then applied to retrieve a comprehensive list of article titles associated with the publisher. The final output is a succinct array of article titles, offering a glimpse into the diverse range of research topics and findings published within the realm of computer science.

Part III. Prompts

In this section, we will comprehensively present the prompts used in the data generation process of SOAY, as well as the implementation process of SOAYGPT on AMiner and two other scenarios.

<p>Here are some tool functions you can use. Each function returns a dict or a list of dict.</p> <hr/> <pre>searchPerson(name, organization, interest): [description of searchPerson] searchPublication(publication_info) [description of searchPublication] ... [descriptions of other 5 APIs]</pre> <hr/> <p>You are given a query, parse it into a combination of the function name according to the following examples:</p> <p>Query: Research interests of XXX at X institution Solution: searchPerson</p> <hr/> <p>Query: Who are the collaborators of XXX at X institution? Solution: searchPerson -> getCoauthors</p> <hr/> <p>Query: Who are the collaborators of the collaborators of XXX in X field? Solution: searchPerson -> getCoauthors -> getCoauthors</p> <hr/> <p>...[other Question to Solution pairs]</p> <hr/> <p>Query: [user utterance] Solution: [LLM outputs]</p>	<p>Your task is following the given solution to generate a program aiming to answer the given query. The APIs mentioned in the solution you can use are listed below:</p> <hr/> <pre>searchPerson(name, organization, interest): getPersonPubs(publication_info): ... [descriptions of other 5 APIs]</pre> <hr/> <p>Here are some examples to follow:</p> <p>Query: What is the educational background of XXX at XX institution? Solution: searchPerson -> getPersonBasicInfo</p> <hr/> <pre>person_list = searchPerson(name = 'XXX') if len(person_list) > 1: person_list = searchPerson(name = name, organization = 'XX') target_person_info = person_list[0] target_person_id = target_person_info['person_id'] ...[this code has not finished]</pre> <hr/> <p>Query: What is the citation count of the representative work of XXX at XX institution? Solution: searchPerson -> getPersonPubs</p> <hr/> <pre>person_list = searchPerson(name = 'XXX') if len(person_list) > 1: person_list = searchPerson(name = 'XXX', organization = 'XX') target_person_info = person_list[0] target_person_id = target_person_info['person_id'] ...[this code has not finished]</pre> <hr/> <p>Query: [user utterance] Solution: [retrieved solution]</p> <p>[LLM outputs]</p> <p style="text-align: right;">General Pp</p>
<p>Your task is using searchPerson -> getPersonPubs API combination to write the answer to the query. The mentioned APIs are described below:</p> <hr/> <pre>searchPerson(name, organization, interest): [more descriptions] getPersonPubs(person_id): [more descriptions]</pre> <hr/> <p>Here are some examples to follow:</p> <p>Query: What are the papers published by XXX at X institution?</p> <hr/> <pre>person_list = searchPerson(name = 'XXX') if len(person_list) > 1: person_list = searchPerson(name = name, organization = organization) target_person_info = person_list[0] target_person_id = target_person_info['person_id'] publications_list = getPersonPubs(person_id = target_person_id) publications_title_list = [publication['title'] for publication in publications_list] final_result = publications_title_list</pre> <hr/> <p>Query: In which year was the representative work of XXX in X field published?</p> <hr/> <pre>person_list = searchPerson(name=name, interest=interest) target_person_info = person_list[0] target_person_id = target_person_info['person_id'] person_pubs = getPersonPubs(person_id=target_person_id) # The list was sorted by citation target_publication_dict = person_pubs[0] publication_year = target_publication_dict['year'] final_result = publication_year</pre> <hr/> <p>Query: [user utterance]</p> <p>[LLM outputs]</p> <p style="text-align: right;">Specific Pp searchPerson -> getPersonPubs</p>	<p>You are an academic assistant named SoAy x AMiner, based on a large-scale pre-trained language model. You can answer academic-related questions based on AMiner database. Your task is to generate a natural language [Answer] base on the [Query] and [Result]. note that answers should be polite, objective, and neutral.</p> <hr/> <p>Here are some examples:</p> <p>Query: How many citations dose XXX of X have? Result: nnn Answer: X's XXX has nnn citations according to information from AMiner.</p> <hr/> <p>Query: Which is XXX's representative work? Result: WWWWWWWWWWWWWW Answer: XXX's representative work is WWWWWWWWWWWWWWW.</p> <hr/> <p>Query: ... Result: exec error Answer: sorry, I'm not able to answer this question due to the missing information.</p> <hr/> <p>Query: [user utterance] Result: [generated result] Answer: [LLM outputs]</p> <p style="text-align: right;">Pa</p>

Figure 9: A Preview of the prompt library. P_s signifies the prompt for solution retrieval, P_p represents the prompt for program generation, and P_a denotes the prompt for answer generation. All the black text except the ellipsis is the original prompt content, the yellow highlighted text is the annotations added for better understanding in the context of creating a prompt, and the purple highlighted text is the content waiting for the LLM output.

<p>Your task is following the given solution to generate a program aiming to answer the given query. The APIs mentioned in the solution you can use are listed below:</p> <pre>----- searchPublisherBySubject(subject): ----- searchWorksByTitle(work_title): ... [descriptions of other 4 APIs] -----</pre> <p>Here are some examples to follow:</p> <pre>----- Query: Please give me some publishers' id of crossref about the field of XXX. Combination: searchPublisherBySubject -> getPublisherBasicInfo ----- publisher_list = searchPublisherBySubject(subject='XXX') publisher = [publisher_list[i]['publisher'] for i in range(len(publisher_list))] publisher_id_list = [] ...[this code has not finished] ----- Query: Can you list some articles in the field of XXX? Combination: searchPublisherBySubject -> getPublisherBasicInfo -> getPublisherWorks ----- publisher_list = searchPublisherBySubject(subject='XXX') publisher = [publisher_list[i]['publisher'] for i in range(len(publisher_list))] publisher_id = [] ...[this code has not finished] ----- Query: [user utrance] Solution: [retrieved solution] ----- [LLM outputs]</pre>	<p>Solution: searchPublisherBySubject -> getPublisherBasicInfo</p> <pre>Code: publisher_list = searchPublisherBySubject(subject='computer science') publisher = [publisher_list[i]['publisher'] for i in range(len(publisher_list))] publisher_doi_list = [] for i in range(len(publisher)): doi_count = getPublisherBasicInfo(publisher_name= publisher[i]) if doi_count == []: continue publisher_doi_list.append({ 'publisher_name': publisher[i], 'doi_count': doi_count[0]['current_dois'] }) final_result = publisher_doi_list Result: [{'publisher_name': 'AGH University Press', 'doi_count': 528}, {'publisher_name': 'Anatolian Science - Bilgisayar Bilimleri Dergisi', 'doi_count': 79}, {'publisher_name': 'SAGE Publications', 'doi_count': 198816}, {'publisher_name': 'Universitas Bina Sarana Informatika', 'doi_count': 1545}, {'publisher_name': 'Elsevier', 'doi_count': 2525811}]</pre> <h3>Case 3 : Hard Query</h3> <p>Query: Can you list some articles in the field of computer science?</p> <p>Solution: searchPublisherBySubject -> getPublisherBasicInfo -> getPublisherWorks</p> <pre>Code: publisher_list = searchPublisherBySubject (subject='computer science') publisher = [publisher_list[i] ['publisher'] for i in range(len(publisher_list))] publisher_id = [] for i in range(len(publisher)): id = getPublisherBasicInfo (publisher_name=publisher[i]) if id == []:continue publisher_id.append({'publisher_name': publisher[i], 'id': id[0]['publisher_id']}) break article_list = [] article = getPublisherWorks(publisher_id= publisher_id[0]['id']) for i in range(len(article)): article_list.append({ 'article': article[i]['works_title'] }) final_result = article_list Result: {'article': 'Cooperation among SMEs in Poland on path to their development'}, {'article': 'On spectra of quadratic operator pencils with rank one gyroscopic linear part'}, {'article': 'PROPERTIES OF ALUMINIUM-CERAMIC PHASE COMPOSITES PRODUCED FROM P/M COMPACTS IN HOT FORGING AND EXTRUSION PROCESSES'}, {'article': 'An application of organic nanosilica to cement slurries based on Portland cement'}, {'article': 'Examples of applications of geothermal waters for recreation, heating and bottling in selected regions of Hungary'}, {'article': 'Notional defined contribution pension scheme experience in Latvia some lessons'}</pre>
<h3>Case 1 Easy Query</h3> <p>Query: I'd like to learn about the field of math. Can you give me a list of publishers that I can look for?</p> <p>Solution: searchPublisherBySubject</p> <pre>Code: publisher_list = searchPublisherBySubject(subject='math') final_result = publisher_list Result: [{'publisher': 'Institut Pendidikan Tapanuli Selatan', 'doi_count': 47}, {'publisher': 'Universitas Negeri Surabaya', 'doi_count': 275}, {'publisher': 'London Mathematical Society', 'doi_count': 2449}, {'publisher': 'Universidade Federal de Goias', 'doi_count': 8}, {'publisher': 'Walter de Gruyter GmbH', 'doi_count': 2222}, {'publisher': "Institute of Mathematics, Polish Academy of Sciences", 'doi_count': 4858}]</pre> <h3>Case 2 : Middle Query</h3> <p>Query: Please obtain the current DOI numbers issued by some publishers in the field of computer science from your database.</p>	<p style="text-align: center;">General Prompt</p>

Figure 10: A Preview of the prompt library and three cases for Crossref.

<p>Your task is following the given solution to generate a program aiming to answer the given query. The APIs mentioned in the solution you can use are listed below:</p> <pre> searchBook(book_info): ----- getBook(book_key): ... [descriptions of other 4 APIs] ----- </pre> <p>Here are some examples to follow:</p> <pre> Query: List books related to XXX Solution: searchBook ----- book_list = searchBook(book_info = 'XXX') final_result = book_list ----- Query: What is the author of XXX? Solution: searchBook->getBook->getAuthorBasicInfo ----- book_list = searchBook(book_info = 'XXX') target_book_key = book_list[0]['book_key'] target_book = getBook(book_key = target_book_key) target_author_key = target_book['author_list'][0]['author_key'] author = getAuthorBasicInfo(author_key = target_author_key) ...[this code has not finished] ----- Query: [user utterance] Solution: [retrieved solution] ----- [LLM outputs] </pre> <p style="text-align: center;">General Prompt</p>	<h3>Case 1 : Easy Query</h3> <p>Query: Please list some science fiction books Solution: searchSubject Code: work_list = searchSubject(subject = 'science fiction') final_result = work_list Result: [{'book_key': '/works/OL138052W', 'title': "Alice's Adventures in Wonderland"}, {...}]</p> <h3>Case 2 : Middle Query</h3> <p>Query: Which books were written by Leo Tolstoy Solution: searchAuthor->getAuthorWorks Code: author_list = searchAuthor(author_info = 'Leo Tolstoy') target_author_key = author_list[0]['author_key'] work_list = getAuthorWorks(author_key = target_author_key, amount = 10) final_result = [work['title'] for work in work_list] Result: ['Tolstoy on Shakespeare', 'Father Sergius', ...]</p> <h3>Case 3 : Hard Query</h3> <p>Query: What other books has the author of Harry Potter written Solution: searchBook->getBook->getAuthorBasicInfo->getAuthorWorks Code: book_list = searchBook(book_info = 'Harry Potter') target_book_key = book_list[0]['book_key'] target_book = getBook(book_key = target_book_key) target_author_key = target_book['author_list'][0]['author_key'] work_list = getAuthorWorks(author_key = target_author_key, amount = 5) final_result = [work['title'] for work in work_list] Result: ['Harry Potter and the Prisoner of Azkaban', 'The Christmas Pig', ...]</p>
---	--

Figure 11: A Preview of the prompt library and three cases for OpenLibrary.

<p>Your task is to generate questions. Specifically, generate corresponding questions that can be solved based on the given function combination and input/output. In the generated questions, replace institutional information with X, field or interest information with XX, and personal name information with XXX. For example, given the function combination searchPerson -> getCoauthors, the specific information about the involved functions is:</p> <pre>{ "function_name": "searchPerson", "function_type": "fuzzy", "parameters": [{"name": "organization", "interest": "interest"}, {"return": ["person_id", "name", "num_citation", "interest", "num_pubs", "organization"]}] }</pre> <p>The meaning of this combination is to obtain the person_id through the searchPerson function first, and then input the person_id into getCoauthors to get the output. In a combination, the first function is called the head function, and the last API is called the tail function. The input of the head function and the output of the tail function determine the meaning of the question that this combination can solve. For example, in this searchPerson -> getCoauthors example, when the input of the head function is name, organization; and the output of the tail function is name, the corresponding question is: Who are the collaborators of XXX at X organization? If the input of the head function is name, interest; and the output of the tail function is name, the corresponding question is: Who are the collaborators of XXX in the field of XX?</p> <p>Based on the above hints and the provided function combination, relevant function description, given head function input, and given tail function output, generate the corresponding question. End with \n----\n after generating. Function combination: searchPerson -> getCoauthors -> searchPerson</p> <p>Relevant function description:</p> <pre>{ "function_name": "searchPerson", "parameters": [{"name": "organization", "interest": "interest"}, {"return": ["person_id", "name", "num_citation", "interest", "num_pubs", "organization"]}] }</pre> <p>Head function input: name, organization</p> <p>Tail function output: num_citation</p> <p>Generated question:</p>	<p>Base question: X机构的XXX的被引用量（学术水平、学术实力）</p> <p>New questions: X机构XXX的学术成果被引用了多少次？ X机构的XXX在学术界有多大的影响力？ X机构XXX的研究成果的被引用情况如何？</p> <p>Base question: X机构的XXX的[合作者/advisor/advisee]有哪些？</p> <p>New questions: XXX在X机构的研究中有哪些合作者？ XXX在X机构的研究中有哪些导师或指导教师？ XXX在X机构的研究中有哪些学生或被指导者？</p> <p>Base question: X领域有哪些（著名、出名、有影响力、最近很火的）研究者</p> <p>New questions: 哪些研究者在XX领域具有著名地位？ 哪些研究者在XX领域具有著名地位？ 哪些研究者在XX领域具有著名地位？</p> <p>Base questions:</p>
<p>You are an expert in rewriting questions. Your task is to write 3 new questions according to the given base question. The new question should keep the same semantic meaning but change the format.</p> <p>For example, given the base question: X机构的XXX的研究兴趣 You can write 3 new questions like: X机构的XXX的研究领域 X机构XXX的研究方向 X机构的XXX对哪些话题感兴趣</p>	<p>Your task is to write a Python code snippet using the given functions and their calling order to derive output from the input. The input information is represented by the variable data. The implementation details of the functions are omitted with ..., and you can understand the function's meaning, input, and output information from the overall function framework. Note: You only need to complete the code continuation, without providing any additional information. The function definitions are considered complete, and you can directly call these functions. The generated code snippet should end with the format "final_result = specified output".</p> <p>Functions:</p> <pre>def searchPerson(**kwargs): if 'name' in kwargs: ... if 'interest' in kwargs: ... if 'organization' in kwargs: ... personList = [] ... personList.append({ 'person_id': ..., 'name': ..., 'interests': ..., 'num_citation': ..., 'num_pubs': ..., 'organization': ... }) return personList def getPersonInterest(person_id): ... interest_list = ... # list of interests strings return interest_list</pre> <p>Function calling order: searchPerson -> getPersonInterest</p> <p>Specified output: interest_list</p> <p>Python code: data = {"name": "XXX", "organization": "XX"}</p>

Semantic Expansion Prompt

Template Query Generation

Code Generation Prompt

Figure 12: A Preview of the prompts used in the data preparation process.

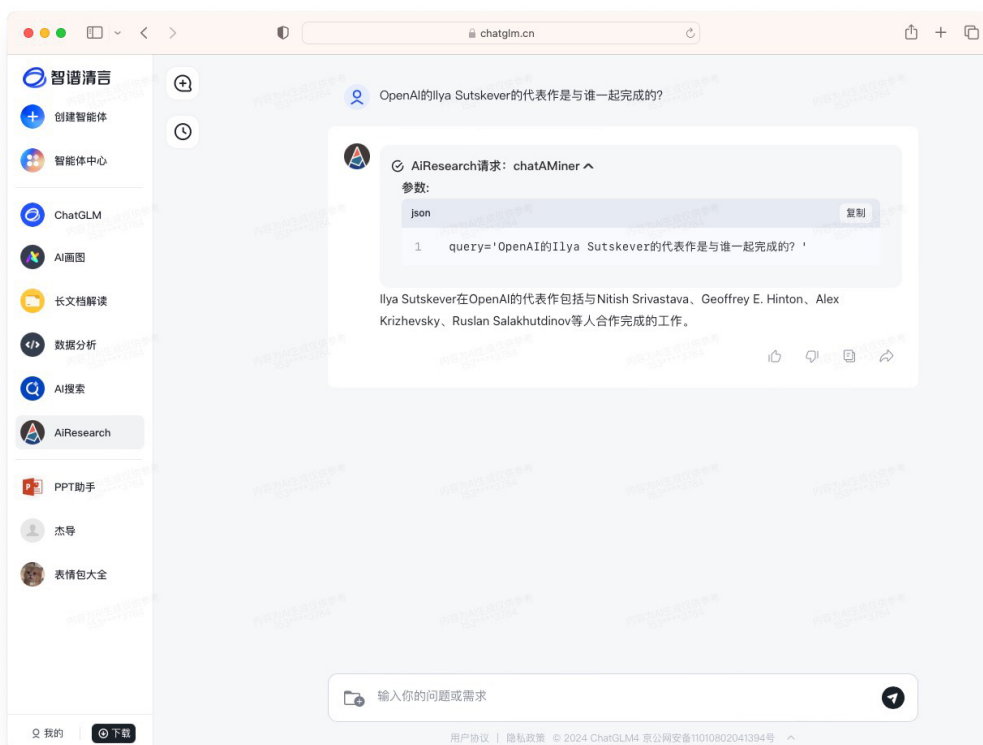
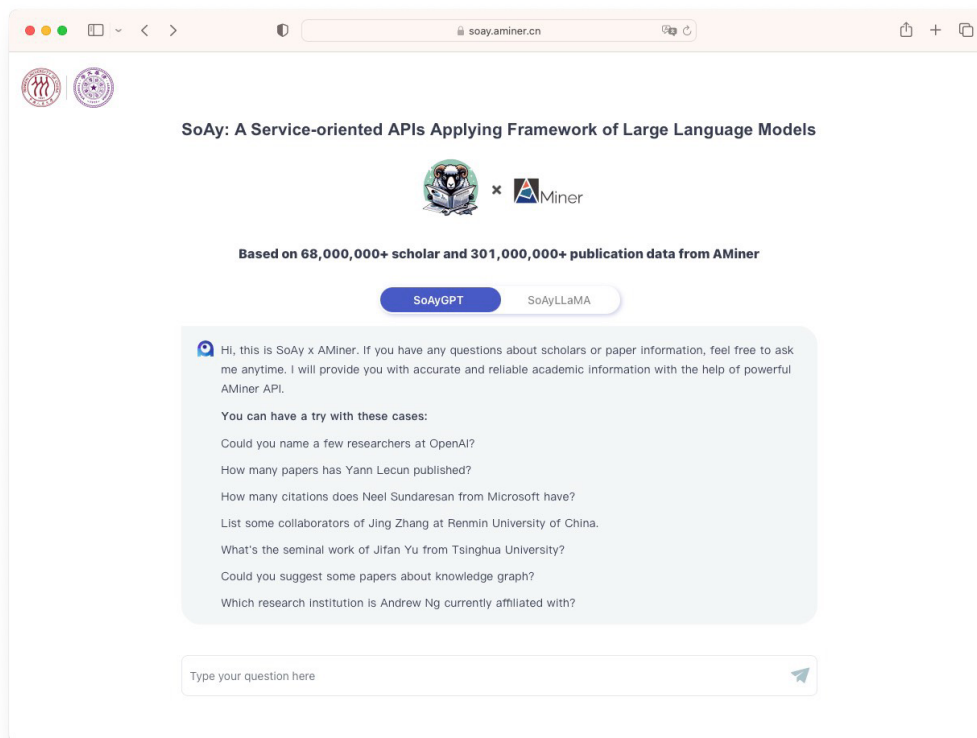


Figure 13: The screenshots of the demonstration systems <https://soay.aminer.cn> and online service widget <https://chatglm.cn/main/gdetail/65bf5a99396389a73ace9352> powered by SOAY.