

# Agentic Skill Discovery

Xufeng Zhao\* Cornelius Weber Stefan Wermter

University of Hamburg

{xufeng.zhao,cornelius.weber,stefan.wermter}@uni-hamburg.de

## Abstract

Language-conditioned robotic skills make it possible to apply the high-level reasoning of Large Language Models (LLMs) to low-level robotic control. A remaining challenge is to acquire a diverse set of fundamental skills. Existing approaches either manually decompose a complex task into atomic robotic actions in a top-down fashion, or bootstrap as many combinations as possible in a bottom-up fashion to cover a wider range of task possibilities. These decompositions or combinations, however, require an initial skill library. For example, a “grasping” capability can never emerge from a skill library containing only diverse “pushing” skills. Existing skill discovery techniques with reinforcement learning acquire skills by an exhaustive exploration but often yield non-meaningful behaviors. In this study, we introduce a novel framework for skill discovery that is entirely driven by LLMs. The framework begins with an LLM generating task proposals based on the provided scene description and the robot’s configurations, aiming to incrementally acquire new skills upon task completion. For each proposed task, a series of reinforcement learning processes are initiated, utilizing reward and success determination functions sampled by the LLM to develop the corresponding policy. The reliability and trustworthiness of learned behaviors are further ensured by an independent vision-language model. We show that starting with zero skill, the ASD skill library emerges and expands to more and more meaningful and reliable skills, enabling the robot to efficiently further propose and complete advanced tasks. The project page can be found at: [agentic-skill-discovery.github.io](https://agentic-skill-discovery.github.io).

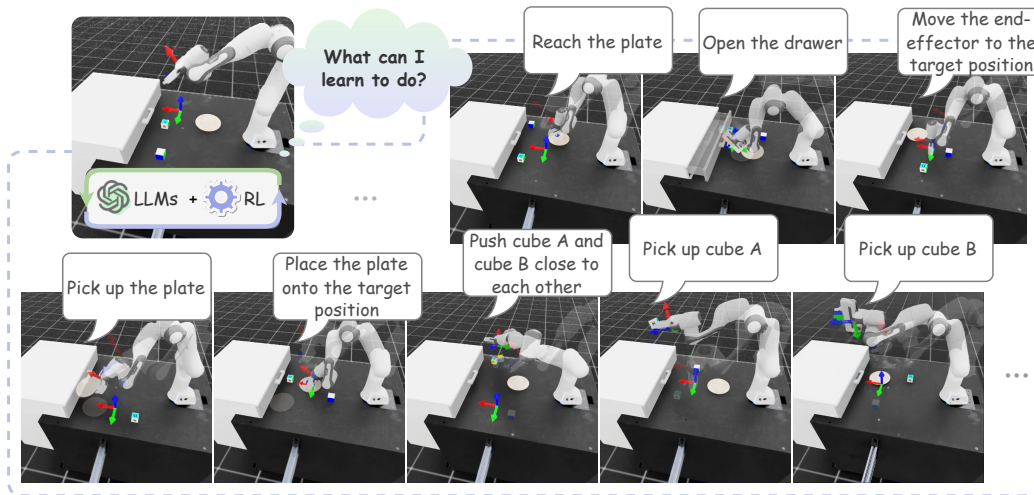


Figure 1: Agentic Skill Discovery gradually acquires contextual skills for table manipulation.

\*Corresponding author, personal webpage: [xf-zhao.github.io](https://xf-zhao.github.io)

# 1 Introduction

Large Language Models (LLMs) show great capabilities in many fields that require common sense and reasoning. Large-scale models excel because of their training on human datasets, and textual or even multimodal reasoning. LLM-based agents, especially robots, extend the potential to embodiments, but they still show limitations when applied to direct robotic control. The reasons are insufficient real-world robot data for training, as well as the diversity of topologies and physical properties. As a workaround, abstracting robot control to a certain level and referring to each abstraction as a specific “skill” helps LLMs to control robots generically [Ahn et al., 2022, Zhao et al., 2023, Zhang et al., 2023, Mandi et al., 2023, Wu et al., 2023]. For example, SayCan [Ahn et al., 2022] builds a robot that can follow a set of basic language instructions. When commanded with a complex task, an LLM decomposes the task into actionable low-level actions.

Acquiring diverse robotic skills with minimal human supervision has garnered considerable attention. However, previous methods have either attempted to chain existing skills, relying heavily on a collection of basic skills [Du et al., 2023, Celik et al., 2023, Zhang et al., 2023], or explored from scratch but often yielded non-interpretable robot behaviors, especially those using unsupervised reinforcement learning [Li et al., 2023, Park et al., 2023, Eysenbach et al., 2019, Sharma et al., 2020]. We ask whether an LLM can encourage a robot to learn novel tasks that consist of entirely novel yet relevant skills. Imagine a robot being placed in a new environment. The robot must be motivated to explore the environment in a way to learn applicable skills before becoming ready to perform tasks. Given the knowledge about human actions, which resides in LLMs, we expect that an LLM can, by itself, suggest a variety of meaningful skills for the robot to learn. We refer to this exploration as *Agentic Skill Discovery* (ASD) when the robot interacts with the environment driven by semantic motivation by the LLM that launches required learning procedures automatically.

In this work, we tackle the challenge of LLMs proposing entirely new tasks to a robot. The LLM needs to guide learning and evaluate success in the absence of human input or any prespecified evaluation measures. To tackle this novel challenge, our methodology is as follows: (i) An LLM iteratively proposes novel tasks that are suitable for the given environment (see Fig. 1), and collects the resulting skills. (ii) Skills are learned by reinforcement learning, where the LLM specifies the reward function and evaluates success. (iii) Reward functions are optimized by an evolutionary strategy, where a second vision language model independently assesses fitness by classifying the success of the learned behaviors. We show that minimizing false positives and false negatives is critical, so the skill library does not get contaminated with overtrusted skills or depleted from useful skills. (iv) If a complex task cannot be assembled by learned skills, the LLM will propose to learn a missing required skill.

# 2 Related Work

**Skill Discovery.** Acquiring diverse robotic skills with less to no human supervision has been a hot topic. A popular way to achieve this goal is to discover skills with unsupervised reinforcement learning [Li et al., 2023, Park et al., 2023, Peng et al., 2022, Eysenbach et al., 2019, Sharma et al., 2020]. However, the resultant skills are usually non-interpretable, sometimes meaningless, to humans. Although some efforts introduce further constraints to acquire natural behaviors [Peng et al., 2022], scalability is still limited by a need for human demonstrations. The trade-off between low costs and meaningful resulting behavior depends on the amount of human knowledge introduced – more supervision (high cost) generally indicates more natural robotic behaviors, and vice versa.

Chaining known skills into new ones greatly extends robots’ capabilities. In order to efficiently combine basic skills in a meaningful way, avoiding combinatorial explosion, LLMs can be utilized to reason the logical ways of stacking skills to complete new, long-horizon tasks [Zhang et al., 2023, Celik et al., 2023]. When LLMs are prompted with environment contexts, such as available robot joints and object types, they can propose meaningful motivations for the next movement [Du et al., 2023, Zhang et al., 2023]. The approach by Celik et al. [2023] explores generally meaningful skill combinations by prompting an LLM to get an *interesting outcome*. However, the incorporation of “new skills” is constrained by a basic skill library, where existing skills are simply combined instead of being acquired or developed from scratch. Thereby, an LLM only motivates the use of already known skills and plans with a given skill set. Using this method, for instance, if a robot is only versed in the skill of “pushing”, it remains incapable of acquiring the skill of “grasping”.

**Code LLM Control.** Most LLM-based robots rely on pre-defined primitives (skills). This design is less flexible, making it difficult to generalize to unseen objects and instructions [Ahn et al., 2022, Zhao et al., 2023]. Recent approaches make an effort to use code LLMs to write programming code to complete open instructions [Liang et al., 2022, Huang et al., 2023]. In particular, VoxPoser [Huang et al., 2023] uses VLM and LLM to construct a 3D cost map to guide a robot engaging with its surroundings. However, VoxPoser relies on the success of the once-composed cost map, lacking chanceful exploration ability, and moreover relies on the LLM and a trajectory solver during inference. In contrast, ASD launches reinforcement learning, letting the agent explore the environment and exploit the distilled general policy. As for the automatic learning of low-level robot control, previous approaches show that LLMs are capable of programming reward functions to optimize with, achieving remarkable performance even for complex tasks [Ma et al., 2023, Yu et al., 2023]. However, these methods have not yet been directly applied to skill learning where tasks are newly proposed.

Using vision language models to analyze robot behaviors has been demonstrated to be useful. For example, REFLECT [Liu et al., 2023] uses a multimodal structure to explain execution failures. We use the advanced GPT-4V vision language model to classify task success flexibly and reliably.

### 3 Agentic Skill Discovery

ASD aims at acquiring new robotic skills and fulfilling given complicated instructions using language models rather than relying on exhaustive human endeavors (demonstrations, reward designs, human preference, handcrafted supervision signals, etc.). At a high level, ASD actively explores the environment motivated by self-generated task instructions (Sec. 3.1); at a lower level, it learns to master these explorative tasks (as skills) via reinforcement learning with self-determined success and rewarding strategy (Sec. 3.2). Moreover, with collected skills, ASD has the promise to complete long-horizon tasks or further extend the skill library by completing previously challenging tasks via task decomposition (Sec. 3.3) and *on-demand skill learning*<sup>2</sup>, which learns yet missing skills when required.

#### 3.1 Iterative Task Proposal and Skill Collection

Instead of relying on exhaustive human efforts, ASD utilizes LLMs to propose meaningful tasks given the description of a certain scene. Those tasks will be assigned to reinforcement learning agents to learn corresponding language-conditioned policies (see Sec. 3.2). See Fig. 2 for an overview of the skill propose-learn-collect loop.

To provide the LLM with sufficient information about the environment, we provide it the source code of the observation space, following [Ma et al., 2023]. Also, the robot configuration, such as robotic arm type and DoFs, is also prompted as the initial background description. In addition to the static environment setup, we also provide dynamic aspects for a robust continual evolution. Considering the unpredictable difficulties of task learning caused by environment complexity and intrinsic instability of the learning algorithm, rather than letting an LLM propose several appropriate tasks at once, we guide the proposing and learning in an iterative mode. As a result, temporary uncompleted tasks will be fed back such that the LLM will have a sense of the limits of the learning agent, influencing the following task proposals. For the sake of efficiency and reusability, we encourage the LLM to propose tasks that are meaningful, atomic, independent, and incremental. (See Fig. 11 in Appendix C for detailed prompts.)

**Skill Options.** Generally, control with various *options* for a given task has the promise of being more robust and generalizable [Gregor et al., 2017, Eysenbach et al., 2019]. As will be introduced in Sec. 3.2, in the process of the evolutionary search of diverse reward functions, several options lead to a learning success of one given task, forming a set of various control policies. A task will be considered complete if the resultant agent behavior aligns with expectations; otherwise, it is deemed unsuccessful after an extended period of learning.

Completed tasks will be considered as “skills”, along with their “options”, to be stored in the skill library, and attempted but uncompleted ones will be put into a failure pool. Both will be notified to LLMs to inform the next turn of task proposals. Failed tasks are usually too sophisticated for

<sup>2</sup>For example, a new “placing” skill should be learned *on demand* when instructed to stack two cubes together, if the skill library contains only primary skills like “pushing” and “picking”.

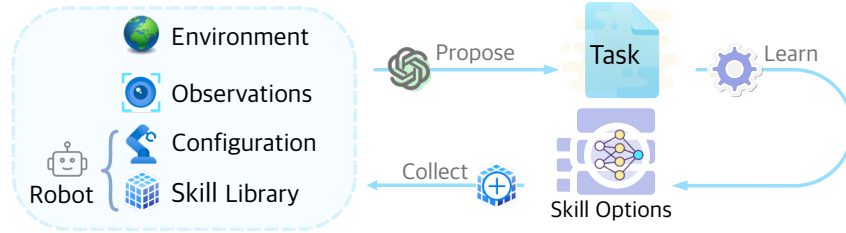


Figure 2: Contextual skill acquisition loop of ASD. Given the environment setup and the robot’s current abilities, an LLM continually *proposes* tasks for the robot to complete, and the successful completion will be collected as acquired skills, each with several neural network variants (*options*).

LLMs to write reward functions to master at once. Rather, we will show how we can decompose and complete them by combining acquired and on-demand-learned skills (Sec. 3.3). We collect all options for the same skill, i.e. various policies paired with successful reward functions, as future execution candidates and we leave the study of mixing various skill options for one robust skill control for future research.

### 3.2 Evolutionary Skill Learning

LLMs are capable of composing reward functions for RL agents to accomplish specified tasks [Yu et al., 2023, Ma et al., 2023]. We follow a similar strategy of Eureka [Ma et al., 2023] to prompt LLMs to program reward functions and evolve them with deterministic selection where only the best reward function, as assessed by the success rate as a *fitness function*, will survive and mutate. See Fig. 3 for an illustration.

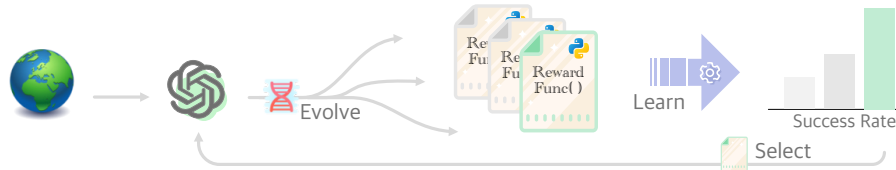


Figure 3: Evolutionary search of reward functions for defined tasks with deterministic success functions such that the success rate can be reliably computed and used as a measure of fitness.

However, when it comes to skill learning, i.e., optimizing on newly proposed tasks instead of pre-defined ones, existing methods cannot be directly applied since the fitness function, the ground truth of success determination, for each task proposal is not known beforehand, making it impossible for evolution selection due to this lack of a unified golden metric to quantify performances.

**Success Determination: Fast and Slow.** Distinguishing whether specific behaviors fulfill a task at each step (referred to as *fast success determination*), as opposed to assessing after fixed intervals of execution (as *slow success determination*), is pivotal in reinforcement learning. Employing *fast success determination* enables the agent to receive sparse rewards in real-time and terminate actions promptly to prevent potentially adverse explorations. As a complement, the slow success determination, which can be an independent post-training evaluation, makes sense when the fast counterpart is not feasible/reliable. For example, the human examination of learned RL behaviors, especially from a draft success function to debug, can be regarded as a slow success determination.

Traditionally in RL, the (fast) success determination for a specific task is programmed by humans into a function that is called at every physics step. Without resorting to human efforts to exhaustively construct such success conditions, we let LLMs generate success functions as well. These are being composed similarly to reward functions but with a binary output to indicate how the task is completed. Nevertheless, the soundness of the success function requires investigation. Given that the LLM serves dual roles as both a “player” (for reward function optimization) and as a “referee” (for fast success determination), employing the resultant success rate as the fitness function for evolution may jeopardize learning stability and trustworthiness. (See also Fig. 7 and Sec. 4.2 for further discussion of the undesired behaviors stemming from evolution with incorrect fitness measurement.)

The success function and reward function form a chicken-egg relation in that 1) the reward function search relies on reliable success determination and, meanwhile, 2) it is unfeasible to verify the success function prior to the learning. As a result, it is challenging to have an evolutionary search for both at the same time. To establish a stable learning cycle, we propose coordinating both fast and slow success determinations for enhanced reliability. Our approach involves the following steps:

*fast*: sample a set of success functions that are used unchanged throughout skill learning, based on which an LLM launches RL training and deterministically selects reward function survivors, with the hypothesis that determining success is much more attainable than programming an applicable reward function.

*slow*: prompt an independent vision language model to additionally examine the success of survivor candidates, before passing them on to the next evolutionary generation. In practice, we apply GPT-4V(ision)<sup>3</sup> to describe and assess the reinforced robot behaviors which are deemed successful according to success functions (positives), securing a robust learning loop without human supervision. Since there are many more unsuccessful behaviors (negatives), and false negatives are less common and less harmful<sup>4</sup>, we do not additionally examine them due to the high assessment cost.

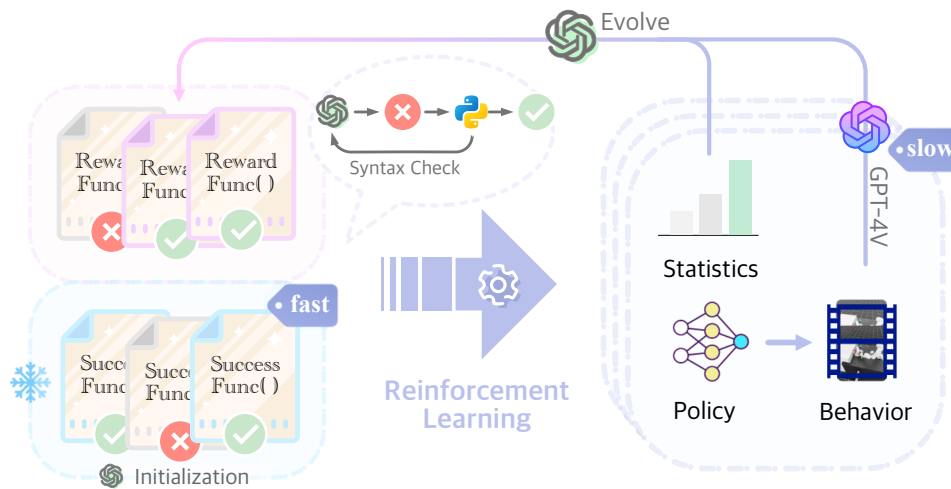


Figure 4: The evolutionary skill learning procedure of ASD involves an LLM composing a bunch of both reward and success functions (*left*, both are also conditioned on the environmental and robotic information as during task proposal, omitted here for simplicity), corresponding reinforcement learning to train policies (*middle*), and evolutionary search with both learning statistics, e.g., success rate, and GPT-4V assessment (*right*).

**Early Misconduct Check.** In practice, LLMs may generate unacceptable function designs, e.g. trying to import unsupported third-party Python modules or produce nonsensical outputs (See Appendix B.3 for an example). Some of the potential bugs can be bypassed by carefully designed prompts, while others should be examined at runtime by a Python interpreter. Instead of directly launching RL and feeding back LLMs all kinds of execution errors at the end, as is in Eureka [Ma et al., 2023], we carry out early syntax checks and loop until the function generations meet certain requirements. This separate check reduces unnecessary waiting time for simulation preparations and provides an efficient reward search that focuses only on performance feedback. See Fig. 4 for an overview of the evolutionary skill learning procedure and Fig. 12, Fig. 13, Fig. 14 and Fig. 15 in Appendix C for detailed prompts.

<sup>3</sup><https://openai.com/research/gpt-4v-system-card>.

<sup>4</sup>False positives appear only when reward functions are better composed than the success functions, being *less common* according to the hypothesis above. Besides, failures will not contaminate the existing skill library, being *less harmful* than false positives regarding possible future executions.

### 3.3 On-demand Skill Learning with Top-Down Quest Decomposition

ASD initially learns skills starting from similar environmental reset states  $s_0 \sim \rho_0$ , where  $\rho_0$  indicates the initial state distribution with limited randomness, such as object placement. Consequently, some LLM-suggested skills cannot be trained if the pre-conditions are not satisfied. For example, a skill of “placing an object” requires the initial state of having the object picked. An intuitive solution is to configure the learning environment open-ended/reset-free [Gupta et al., 2021, Wang et al., 2023], where an LLM continually observes the changes and proposes tasks to complete. However, it challenges both the dynamic sensing ability of LLM as well as RL in practice, especially when RL is accelerated by learning in many parallel environments. Another way is to reset the environment to the final state of executed skills, thereby exploring sequentially arranged further skills conditioned on already collected skills. Since the bottom-up bootstrapping of skills leads to an explosion of possibilities, we introduce a top-down on-demand learning strategy for incoming *quests*, namely, complex tasks.

Given a quest, which can be either from human instruction or from the failure pool during the skill discovery phase, an LLM is prompted to decompose it into a sequence of subtasks. This decompose-and-conquer strategy has been successfully verified to work [Ahn et al., 2022, Zhao et al., 2023]. However, being different from existing approaches that only allow a decomposition into a limited set of subtasks that can be completed with known skills (bottom-up for completion), our method, as illustrated in Fig. 5, allows the LLM to come up with reasonable yet novel skills to be learned on demand with ASD, being more flexible and generalizable for unseen tasks.

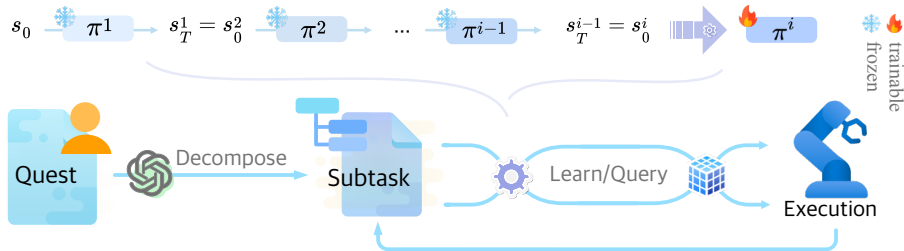


Figure 5: *Top*: By chaining together learned skills, ASD can further learn a new skill  $\pi^i$  on demand. *Bottom*: ASD solves quests, namely challenging tasks, with top-down decomposition and skill learning, where the skill library expands for each subtask’s completion.

To avoid the forgetting problem in multitask policy learning, we learn individual policy networks for each RL launch and only keep the surviving ones according to their performance in the evolution loop. As for learning of the  $i$ -th on-demand skill, since its initial state is reset as the final state of the last stacked skill  $\pi^{i-1}$ , i.e.,  $s_0^i = s_T^{i-1} \sim \rho_{\pi^{i-1}}$ , we initialize the policy weights from the last learned skill rather than randomly,  $\pi^i \leftarrow \pi^{i-1}$ . This maintains  $s_0^i$  at the beginning of learning and ensures a smooth transition from there when being gradually optimized.

## 4 Experiment

With the following setup of experiments, we aim to answer the following research questions:

- Q1. What kind of tasks can be proposed by LLMs? (Sec. 4.1)
- Q2. Can ASD acquire reliable skills automatically? (Sec. 4.2)
- Q3. Can challenging tasks be completed by stacking skills? (Sec. 4.3)

**Environment.** We build the simulation in Isaac Sim simulator<sup>5</sup> since it supports parallel environment simulation, which dramatically accelerates the trials of RL with various reward functions. We set up a table scenario with Franka Emika Panda robotic arm, which has 7 DoF and a two-finger gripper. On the table, several objects are randomly placed in front of the arm, with a drawer that can be opened.

<sup>5</sup><https://docs.omniverse.nvidia.com/isaacsim>



It is a single scenario, but it enables multiple tasks. See Fig. 6 for the environment setup, with all assets<sup>6</sup> available in Isaac Sim.

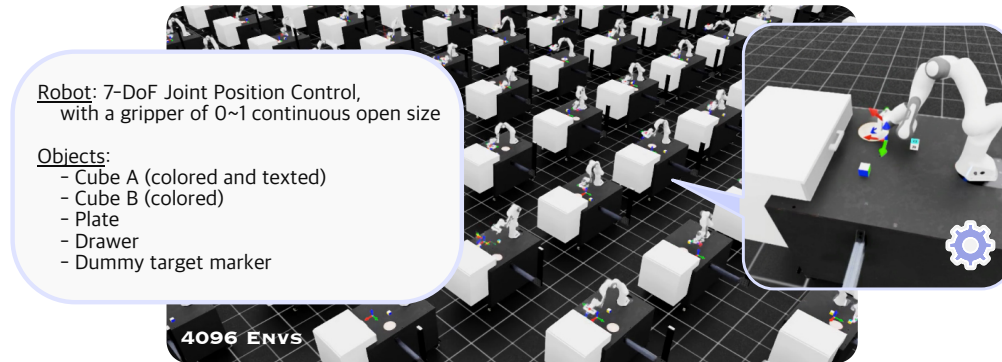


Figure 6: The simulated scenario setup in Isaac Sim with parallel environments for RL training.

**LLMs.** We employ gpt-3.5-turbo to propose tasks and generate reward and fast success functions since it shows a good programming ability while being acceptable regarding cost. For the slow assessment of behaviors that were positively evaluated by fast success functions, we replay learned policies and record resulting behaviors as videos, from which we extract keyframes and apply gpt-4-vision-preview, which verifies the success of task completion.

**Learning.** With a temperature of 1, the LLM samples 3 success functions in each iteration, based on each, 3 reward functions are further sampled to launch RL training and to evolve. We set the number of generations of evolutionary search to 3. For RL training, we use coordinate states of objects as the state input, and to avoid control lag caused by inverse kinematics for paralleled environments, the action space is set to be the robot joint position space. For optimization, we apply the RL framework rs1\_rl<sup>7</sup> implemented by Orbit [Mittal et al., 2023], where PPO [Schulman et al., 2017] is applied with the fixed same parameters across all potential tasks. For each RL iteration, we configure the maximum permissible physics steps to 250, with 4096 parallel environments, and a total learning duration of 2000 episodes. We train ASD on 6 NVIDIA GeForce GTX 1080 Ti GPUs, where each proposed task takes around 6 hours to complete.

#### 4.1 Q1. What kind of tasks can be proposed by LLMs?

Given the table manipulation scenario, the LLM could potentially propose numerous possible tasks. Tab. 1 shows the first 10 proposed tasks in order, from which we have the following quick observations:

- The complexity of tasks increases with the iteration of the proposal, though not all of them are intuitively meaningful to acquire.
- Most of the proposed tasks are meaningful and completable under the setup. Some of the tasks are not appropriately proposed due to LLM’s misunderstanding of the initial environment setup. For example, the initial state is set with the drawer closed, so “close the drawer” should not be proposed to learn under this circumstance.
- We also notice several duplicates that differ in the literal expression but resemble each other at a semantic level. Further prompt engineering or a post-check of task proposals may help reduce such inappropriate trials.
- Since all of the tasks are parameter-free language instructions, “reach cube A” and “reach cube B” are considered as different skills by the LLM.

As can be observed from the task proposal list, the tasks are generally atomic and meaningful, but there is still room for improvement, especially in the understanding of the given initial status of the environment. In this work, we only prompt the coding LLM with text. Future research involving

<sup>6</sup>Following License [https://docs.omniverse.nvidia.com/isaacsim/latest/common/NVIDIA\\_Omniverse\\_License\\_Agreement.html](https://docs.omniverse.nvidia.com/isaacsim/latest/common/NVIDIA_Omniverse_License_Agreement.html)

<sup>7</sup>[https://github.com/leggedrobotics/rs1\\_rl](https://github.com/leggedrobotics/rs1_rl)

Table 1: Snippet of task proposals based on the table manipulation scenario. The learning results are briefly reported by counting the number of skill options (#O.), the number of skill candidates (#C.), and the number of corresponding validations by human examination (#H.), respectively.

	Task Description	#H/O.	#H/C.
1	Reach cube A	4/4	2/2
2	Reach cube B	8/8	1/1
3	Reach the plate	7/7	2/2
4	Pick up the cube A	4/5	0/4
5	Pick up the cube B	2/2	0/4
6	Slide cube A from its current position to a target position on the table	3/3	0/6
7	Open the drawer	1/2	0/10
8	Pick up the plate	3/3	0/0
9	Place the plate onto a target position on the table	4/6	0/12
10	Close the drawer	-/3	-/6
...			

mixed modalities, e.g., visual observation or even point cloud [Zhang et al., 2024], has the promise to alleviate this phenomenon.

#### 4.2 Q2. Can ASD acquire reliable skills automatically?

To evaluate whether the proposed skills have been learned, we further report the learning status briefly described with two measures: 1) *number of acquired skill options*, i.e., available skill options deemed successful according to both fast and slow success determination (i.e., success function and GPT-4V respectively); 2) *number of acquired skill candidates*, those policies that are falsely considered positive according to composed success functions since failed by the vision language model. As ground truth, we manually examine them and report the *number of human-examined validations*.

As shown in the skill option column in Tab. 1, ASD automatically collected many valid skill options. However, the skill candidates column shows that many behaviors were falsely positively evaluated by the coding LLM, necessitating an additional checking mechanism to avoid potential *false learning cycles* (See Fig. 7). Due to the introduction of *slow success determination*, the false positives are dramatically filtered out, making the learning cycle stable and acquired skills trustworthy.

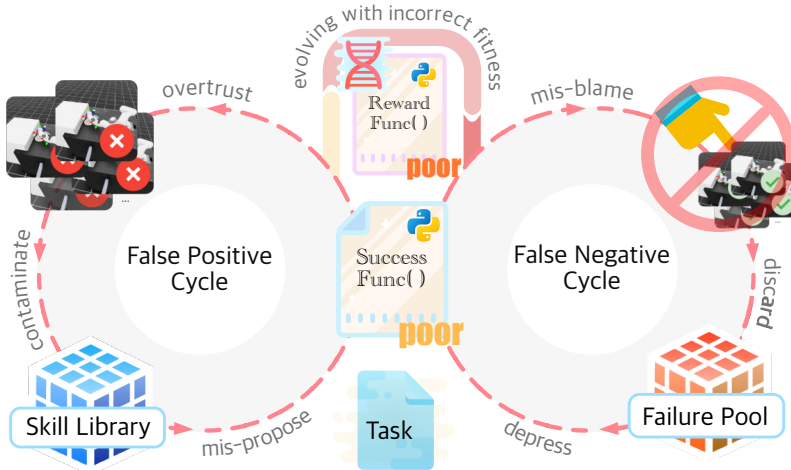


Figure 7: *Left*: the generated success determination confidently but wrongly assesses a task success as positive, leading to an undesired *false positive learning cycle* with a contaminated skill library and non-accomplishable future task proposals. *Right*: negative evaluation on indeed successful behaviors will misguide the reward function search and prevent skill acquisition, resulting in a *false negative learning cycle*.

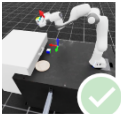



We stop exploring further skills after reaching 24 proposals. We found that 23/24 of them are reasonably learnable, among which 17/23 are acquired directly as atomic skills. More skill-learning details and statistical reports can be found in Tab. 3 and Tab. 4 in Appendix. B.4.



### 4.3 Q3. Can challenging tasks be completed by stacking skills?

After the initial collection of skills, we empirically find that some of the proposed tasks require a long horizon of execution, and are too challenging for the LLM to write effective reward functions. These tasks usually require manipulations of different entities, e.g., a “stacking” task requires one object being picked up as the first step and then locating another object to align them to each other. However, as we observed in the skill discovery phase, the best-performing behaviors are just picking up the cube, which leads to it being held aloft with no further progress.

Table 2: Snippet of quests completion by stacking acquired skills and on-demand learned ones.

	Task Decomposition	Method	#H/O.	#H/C.	Snapshot
1*	Stack cube A on top of cube B				
	(1) Pick up cube A	Stack	-	-	
	(2) Place cube A on top of cube B carefully, aligning their surfaces to stack them	Learn & Stack	1?/2	0/22	
2*	Put cube A on top of the plate				
	(1) Pick up cube A	Stack	-	-	
	(2) Place cube A on top of the plate	Learn & Stack	3/3	0/3	

As described above (cf. Fig. 5), we employ LLMs to divide the long-horizon tasks into a sequence of short-horizon ones and learn to stack them to solve the original quest. Tab. 2 shows two examples of complex tasks that ASD fails to master in the initial skill learning phase, but succeeds<sup>8</sup> by dividing and conquering subtasks individually. This shows that the policy  $\pi^t$  can be efficiently learned on top of a stack of existing skills, showcasing the potential of ASD for learning composed skills.

## 5 Conclusion

Agentic Skill Discovery (ASD) aligns with a broader vision of agentic AI systems [Shavit et al., 2023, Sequoia Capital, 2024], enabling robots to understand complex embodiments and autonomously pursue intricate goals with minimal human intervention. By using LLMs to devise, motivate, and improve necessary learning processes, we have shown that language-conditioned robotic skills can be discovered from scratch. Using a vision language model for third-party behavior assessment dramatically prevents the skill library from being influenced by false positives. Moreover, ASD also promises to tackle challenging, long-horizon tasks by dividing and conquering on demand, further effectively extending the skills. In principle, ASD can adapt to diverse embodiments, we leave further this exploration for future research.

## 6 Limitations and Future Work

As discussed in Sec. 4.1, employing text-based LLMs can suffer from inaccuracies in sensing the environment. The reliance on GPT-4V for describing and assessing reinforced robot behaviors may introduce biases or limitations in the evaluation process. Future work could involve fine-tuning a specialized robot behavior assessment model by leveraging existing robotic datasets. In addition, a limitation lies in the applicability of this method to real-world scenarios, especially in cases where parallel learning is necessary. Addressing this challenge may entail a transition from real-world environments to simulations (real2sim) and back again (sim2real, Höfer et al. [2021], Gäde et al. [2022]). Furthermore, there is a need for extensive real-world experimentation and discussion to fully explore its *agenticness* [Shavit et al., 2023].

<sup>8</sup>The question mark in Tab. 2 indicates the difficulty in determining the success of the task, even for a human observer. Specifically, the cube is positioned precisely above another cube but has not been released, making it uncertain whether the stacking task can be considered successfully completed.

## References

- Michael Ahn, Anthony Brohan, Noah Brown, Yevgen Chebotar, Omar Cortes, Byron David, Chelsea Finn, Chuyuan Fu, Keerthana Gopalakrishnan, Karol Hausman, Alex Herzog, Daniel Ho, Jasmine Hsu, Julian Ibarz, Brian Ichter, Alex Irpan, Eric Jang, Rosario Jauregui Ruano, Kyle Jeffrey, Sally Jesmonth, Nikhil J. Joshi, Ryan Julian, Dmitry Kalashnikov, Yuheng Kuang, Kuang-Huei Lee, Sergey Levine, Yao Lu, Linda Luu, Carolina Parada, Peter Pastor, Jornell Quiambao, Kanishka Rao, Jarek Rettinghouse, Diego Reyes, Pierre Sermanet, Nicolas Sievers, Clayton Tan, Alexander Toshev, Vincent Vanhoucke, Fei Xia, Ted Xiao, Peng Xu, Sichun Xu, Mengyuan Yan, and Andy Zeng. Do As I Can, Not As I Say: Grounding Language in Robotic Affordances. (arXiv:2204.01691):2204.01691, August 2022. doi: 10.48550/arXiv.2204.01691. URL <http://arxiv.org/abs/2204.01691>.
- Batuhan Celik, Alper Ahmetoglu, Emre Ugur, and Erhan Oztop. Developmental Scaffolding with Large Language Models. In *IEEE International Conference on Development and Learning*, page 2309.00904. arXiv, September 2023. doi: 10.48550/arXiv.2309.00904. URL <http://arxiv.org/abs/2309.00904>.
- Yuqing Du, Olivia Watkins, Zihan Wang, Cédric Colas, Trevor Darrell, Pieter Abbeel, Abhishek Gupta, and Jacob Andreas. Guiding Pretraining in Reinforcement Learning with Large Language Models. *arXiv preprint arXiv:2302.06692*, page 2302.06692, 2023.
- Benjamin Eysenbach, Abhishek Gupta, Julian Ibarz, and Sergey Levine. Diversity is all you need: Learning skills without a reward function. In *International Conference on Learning Representations*, 2019. URL <https://openreview.net/forum?id=SJx63jRqFm>.
- Connor Gäde, Matthias Kerzel, Erik Strahl, and Stefan Wermter. Sim-to-Real Neural Learning with Domain Randomisation for Humanoid Robot Grasping. In Elias Pimenidis, Plamen Angelov, Chrisina Jayne, Antonios Papaleonidas, and Mehmet Aydin, editors, *Artificial Neural Networks and Machine Learning – ICANN 2022*, pages 342–354, Cham, 2022. Springer International Publishing. ISBN 978-3-031-15919-0. doi: 10.1007/978-3-031-15919-0\_29.
- Karol Gregor, Danilo Jimenez Rezende, and Daan Wierstra. Variational intrinsic control. In *5th International Conference on Learning Representations, ICLR 2017, Toulon, France, April 24-26, 2017, Workshop Track Proceedings*. OpenReview.net, 2017. URL <https://openreview.net/forum?id=Skc-Fo4Yg>.
- Abhishek Gupta, Justin Yu, Tony Z. Zhao, Vikash Kumar, Aaron Rovinsky, Kelvin Xu, Thomas Devlin, and Sergey Levine. Reset-Free Reinforcement Learning via Multi-Task Learning: Learning Dexterous Manipulation Behaviors without Human Intervention. (arXiv:2104.11203):2104.11203, April 2021. doi: 10.48550/arXiv.2104.11203. URL <http://arxiv.org/abs/2104.11203>.
- Sebastian Höfer, Kostas Bekris, Ankur Handa, Juan Camilo Gamboa, Melissa Mozifian, Florian Golemo, Chris Atkeson, Dieter Fox, Ken Goldberg, John Leonard, C. Karen Liu, Jan Peters, Shuran Song, Peter Welinder, and Martha White. Sim2Real in Robotics and Automation: Applications and Challenges. *IEEE Transactions on Automation Science and Engineering*, 18(2):398–400, April 2021. ISSN 1558-3783. doi: 10.1109/TASE.2021.3064065. URL <https://ieeexplore.ieee.org/document/9398246>.
- Wenlong Huang, Chen Wang, Ruohan Zhang, Yunzhu Li, Jiajun Wu, and Li Fei-Fei. VoxPoser: Composable 3D value maps for robotic manipulation with language models. In *7th Annual Conference on Robot Learning*, 2023. URL [https://openreview.net/forum?id=9\\_8LF30m0C](https://openreview.net/forum?id=9_8LF30m0C).
- Mengdi Li, Xufeng Zhao, Jae Hee Lee, Cornelius Weber, and Stefan Wermter. Internally rewarded reinforcement learning. In Andreas Krause, Emma Brunskill, Kyunghyun Cho, Barbara Engelhardt, Sivan Sabato, and Jonathan Scarlett, editors, *Proceedings of the 40th International Conference on Machine Learning*, volume 202 of *Proceedings of Machine Learning Research*, page 2302.00270. PMLR, July 2023. URL <https://proceedings.mlr.press/v202/li23ax.html>.
- Jacky Liang, Wenlong Huang, Fei Xia, Peng Xu, Karol Hausman, brian ichter, Pete Florence, and Andy Zeng. Code as policies: Language model programs for embodied control. In *Workshop on Language and Robotics at CoRL 2022*, page 2209.07753, 2022. URL <https://openreview.net/forum?id=fmtvpopfLC6>.

- Zeyi Liu, Arpit Bahety, and Shuran Song. REFLECT: Summarizing Robot Experiences for Failure Explanation and Correction. (arXiv:2306.15724):2306.15724, October 2023. doi: 10.48550/arXiv.2306.15724. URL <http://arxiv.org/abs/2306.15724>.
- Yecheng Jason Ma, William Liang, Guanzhi Wang, De-An Huang, Osbert Bastani, Dinesh Jayaraman, Yuke Zhu, Linxi Fan, and Anima Anandkumar. Eureka: Human-Level Reward Design via Coding Large Language Models. (arXiv:2310.12931):2310.12931, October 2023. doi: 10.48550/arXiv.2310.12931. URL <http://arxiv.org/abs/2310.12931>.
- Zhao Mandi, Shreeya Jain, and Shuran Song. RoCo: Dialectic Multi-Robot Collaboration with Large Language Models. *arXiv preprint arXiv:2307.04738*, page 2307.04738, 2023.
- Mayank Mittal, Calvin Yu, Qinxu Yu, Jingzhou Liu, Nikita Rudin, David Hoeller, Jia Lin Yuan, Ritvik Singh, Yunrong Guo, Hammad Mazhar, Ajay Mandlekar, Buck Babich, Gavriel State, Marco Hutter, and Animesh Garg. Orbit: A Unified Simulation Framework for Interactive Robot Learning Environments. *IEEE Robotics and Automation Letters*, 8(6):2301.04195, June 2023. ISSN 2377-3766, 2377-3774. doi: 10.1109/LRA.2023.3270034. URL <http://arxiv.org/abs/2301.04195>.
- Andrew Y Ng, Daishi Harada, and Stuart Russell. Policy invariance under reward transformations: Theory and application to reward shaping. In *Icml*, volume 99, pages 278–287, 1999.
- Seohong Park, Kimin Lee, Youngwoon Lee, and Pieter Abbeel. Controllability-aware unsupervised skill discovery. In *arXiv Preprint arXiv:2302.05103*, page 2302.05103, 2023.
- Xue Bin Peng, Yunrong Guo, Lina Halper, Sergey Levine, and Sanja Fidler. ASE: Large-scale reusable adversarial skill embeddings for physically simulated characters. *ACM Trans. Graph.*, 41(4), July 2022. ISSN 0730-0301. doi: 10.1145/3528223.3530110. URL <https://doi.org/10.1145/3528223.3530110>.
- John Schulman, Filip Wolski, Prafulla Dhariwal, Alec Radford, and Oleg Klimov. Proximal Policy Optimization Algorithms. *CoRR*, abs/1707.06347:1707.06347, 2017. URL <http://arxiv.org/abs/1707.06347>.
- Sequoia Capital. What’s next for AI agentic workflows ft. Andrew Ng of AI Fund, March 2024. URL <https://www.youtube.com/watch?v=sal78ACtGTc>.
- Archit Sharma, Shixiang Gu, Sergey Levine, Vikash Kumar, and Karol Hausman. Dynamics-Aware Unsupervised Discovery of Skills. In *International Conference on Learning Representations*, 2020. URL <https://openreview.net/forum?id=HJgLR4KvH>.
- Yonadav Shavit, Sandhini Agarwal, Miles Brundage, Steven Adler, Cullen O’Keefe, Rosie Campbell, Teddy Lee, Pamela Mishkin, Tyna Eloundou, Alan Hickey, Katarina Slama, Lama Ahmad, Paul McMillan, Alex Beutel, Alexandre Passos, and David G Robinson. Practices for Governing Agentic AI Systems. 2023. URL <https://openai.com/index/practices-for-governing-agentic-ai-systems/>.
- Guanzhi Wang, Yuqi Xie, Yunfan Jiang, Ajay Mandlekar, Chaowei Xiao, Yuke Zhu, Linxi Fan, and Anima Anandkumar. Voyager: An Open-Ended Embodied Agent with Large Language Models. (arXiv:2305.16291):2305.16291, October 2023. doi: 10.48550/arXiv.2305.16291. URL <http://arxiv.org/abs/2305.16291>.
- Jimmy Wu, Rika Antonova, Adam Kan, Marion Lepert, Andy Zeng, Shuran Song, Jeannette Bohg, Szymon Rusinkiewicz, and Thomas Funkhouser. Tidybot: Personalized Robot Assistance with Large Language Models. 2023.
- Wenhao Yu, Nimrod Gileadi, Chuyuan Fu, Sean Kirmani, Kuang-Huei Lee, Montse Gonzalez Arenas, Hao-Tien Lewis Chiang, Tom Erez, Leonard Hasenclever, Jan Humplik, et al. Language to Rewards for Robotic Skill Synthesis. *arXiv preprint arXiv:2306.08647*, page 2306.08647, 2023.
- Jesse Zhang, Jiahui Zhang, Karl Pertsch, Ziyi Liu, Xiang Ren, Minsuk Chang, Shao-Hua Sun, and Joseph J. Lim. Bootstrap Your Own Skills: Learning to Solve New Tasks with Large Language Model Guidance. In *7th Annual Conference on Robot Learning*, page 2310.10021. arXiv, October 2023. doi: 10.48550/arXiv.2310.10021. URL <http://arxiv.org/abs/2310.10021>.

Renrui Zhang, Jiaming Han, Chris Liu, Peng Gao, Aojun Zhou, Xiangfei Hu, Shilin Yan, Pan Lu, Hongsheng Li, and Yu Qiao. LLaMA-Adapter: Efficient Fine-tuning of Language Models with Zero-init Attention. In *The Twelfth International Conference on Learning Representations*, page 2303.16199. arXiv, 2024. doi: 10.48550/arXiv.2303.16199. URL <http://arxiv.org/abs/2303.16199>.

Xufeng Zhao, Mengdi Li, Cornelius Weber, Muhammad Burhan Hafez, and Stefan Wermter. Chat with the environment: Interactive multimodal perception using large language models. In *2023 IEEE/RSJ International Conference on Intelligent Robots and Systems (IROS)*, pages 3590–3596. IEEE, 2023. doi: 10.1109/IROS55552.2023.10342363.

## A Ethics Statement


As by many other LLM-based agents, some risks inevitably arise if programming code is executed directly without thorough safety examination. Although we have not observed disastrous misconduct, we do observe generated nonsensical outputs sometimes (see Appendix B.3). It is highly recommended to run programming-oriented frameworks first in a sandbox to evaluate and minimize generative risks.

## B Generated Functions Probe

### B.1 Success Functions

Taking the task “pick up the cube A” as an example, we show two typical success functions generated by the LLM in Fig. 8. Given the potential for inaccuracies in generating success functions, the entire learning process runs the risk of being futile, with the added possibility of incorporating poor skills into the skill library. ASD significantly mitigates this concern within the learning process by employing a coordinated strategy involving *fast success determination* sampling alongside additional *slow success determination*.

```
def pick_up_cube_a(env: RLTaskEnv) -> torch.Tensor:
    """Pick up the cube A successfully by determining whether the gripper is closed around the cube.
    """
    gripper_open_distance = env.obs_buf["observations"]["gripper_open_distance"].squeeze()
    is_pickup_successful = torch.where(gripper_open_distance < 0.01, 1.0, 0.0)
    return is_pickup_successful.squeeze()
```



```
def pick_up_cube_a(env: RLTaskEnv) -> torch.Tensor:
    """Sparse reward the agent for picking up cube A."""
    gripper_open_threshold = 0.02
    cube_pick_height = 0.2
    obs = env.obs_buf["observations"]
    gripper_open_distance = obs["gripper_open_distance"].squeeze()
    cube_a_height = obs["cube_a_position"][:, 2]
    drawer_open_distance = obs["drawer_open_distance"].squeeze()

    is_gripper_closed = torch.where(gripper_open_distance < gripper_open_threshold, 1.0, 0.0)
    is_cube_a_picked = torch.where(cube_a_height > cube_pick_height, 1.0, 0.0)

    is_success = is_gripper_closed * is_cube_a_picked * (1.0 - drawer_open_distance)

    return is_success.squeeze()
```

Figure 8: Two success function examples generated by gpt-3.5-turbo, and their corresponding results by reinforcement learning. *Top*: an incorrect success determination function can lead to wrongly trusted behaviors. *Bottom*: a correct success determination function results in a desired skill.

### B.2 Reward Functions

By evolutionary search of reward functions (cf. Sec. 3.2), the reward functions are expected to be revised not only to reduce execution errors (shown in Tab. 1) but also to provide more informative

guidance for RL agents. In Fig. 9, we show two reward functions for the same task but at different iterations (i.e., generations of the evolution). The LLM displays, though not always, the ability to improve the reward function by reward shaping, i.e., introducing more reward components to smoothly guide the learning agent, which has proven very helpful for RL [Ng et al., 1999].

**Initial reward components**

```
def approach_cube_a(env: RLTaskEnv)
    """Reward the agent for approach
    obs = env.obs_buf["observations"]
    distance = torch.norm(obs["cube_
    std = 0.1
    return (1 - torch.tanh(distance

def lift_cube_a(env: RLTaskEnv) -> t
    """Reward the agent for successf
    obs = env.obs_buf["observations"]
    minimal_height = 0.06
    cube_a_height = obs["cube_a_posi
    lifted_reward = torch.where(cube
    return lifted_reward.squeeze()

class RewardsCfg:
    approach_reward = RewTerm(
        func=approach_cube_a,
        weight=1.0,
    )

    lift_reward = RewTerm(
        func=lift_cube_a,
        weight=10.0,
    )
```

**+Evolve reward shaping**

```
def approach_cube_a(env: RLTaskEnv) -> torch.Tensor:
    """Reward the agent for approaching cube A with the gripper."""
    obs = env.obs_buf["observations"]
    distance = torch.norm(obs["cube_a_position"] - obs["ee_position"], dim=1)
    std = 0.1
    return (1 - torch.tanh(distance / std)).squeeze()

def grasp_cube_a(env: RLTaskEnv) -> torch.Tensor:
    """Reward the agent for grasping cube A."""
    obs = env.obs_buf["observations"]
    cube_a_ee_distance = torch.norm(obs["cube_a_position"] - obs["ee_position"], dim=1)
    is_near_cube = torch.where(cube_a_ee_distance < 0.02, 1.0, 0.0)
    # Enhancing the emphasis on grasping
    reward = is_near_cube * (0.15 - obs["gripper_open_distance"]).squeeze()
    return reward.squeeze()

def lift_cube_a(env: RLTaskEnv) -> torch.Tensor:
    """Reward the agent for successfully lifting cube A."""
    obs = env.obs_buf["observations"]
    minimal_height = 0.06
    cube_a_height = obs["cube_a_position"][:, 2]
    lifted_reward = torch.where(cube_a_height > minimal_height, 1.0, 0.0)
    return lifted_reward.squeeze()

class RewardsCfg:
    approach_reward = RewTerm(
        func=approach_cube_a,
        weight=1.0,
    )

    grasp_reward = RewTerm(
        func=grasp_cube_a,
        weight=8.0, # Increased weight for improved emphasis
    )

    lift_reward = RewTerm(
        func=lift_cube_a,
        weight=10.0,
    )
```

Figure 9: An example of an improved reward function by evolutionary iteration for the task “pick up the cube A”. *Left*: a reward function focusing on approaching and lifting the cube; *Right*: evolved reward function to include more detailed guidance of the gripper, leading to more efficient learning.

### B.3 Misconduct

One potential risk of permitting a system to run LLM-generated code is that the code may cause dangerous, unexpected consequences. Fig. 10 showcases an example of misconducting code generations even with the advanced LLM GPT-4o<sup>9</sup>. We recommend early syntax examination and implementing system-wide safety guarantees.

### B.4 Skill Learning Reports

In this section we show the detailed reports for a list of skill learnings, continually reported in Tab. 3 (Part 1) and Tab. 4 (Part 2). To analyze the efficacy of the success functions, we report the following measures:

<sup>9</sup><https://openai.com/index/hello-gpt-4o/>



```

def place_cube_a_in_drawer(env: RLTaskEnv) -> torch.Tensor:
    """Sparse reward for successfully placing cube A in the drawer."""
    # Hyper-parameters
    minimal_drawer_open_distance = torch.tensor(0.03, device="cuda") # Opened state
    drawer_depth_threshold = torch.tensor(0.15, device="cuda") # Minimal x-offset indicating deep inside the drawer
    drawer_handle_vertical_offset = torch.tensor(0.05, device="cuda") # Assuming visualizing height above the handle for efx plane.
    obs = env.obs_buf["observations"]
    gripper_open_distance = obs["gripper_open_distance"].squeeze()
    cube_a_position = obs["cube_a_position"]
    drawer_open_distance = obs["drawer_open_distance"].squeeze()
    drawer_handle_position = obs["drawer_handle_position"]
    # Check 1: The drawer should be open beyond a sufficient threshold
    cond_drawer_open = drawer_open_distance > minimal_drawer_open_distance
    # Check 2: Cube A's position within drawer horizontal border (x values aligned if close enough horizontally)
    cond_cube_in_horizontal_x = torch.abs(cube_a_position[:, 0] - drawer_handle_position[:, 0]) <= drawer_depth_threshold
    cond_cube_in_horizontal_y = torch.abs(cube_a_position[:, 1] - drawer_handle_position[:, 1]) <= minimal_drawer_open_distance*10
    # Check 3: Cube Z is hanging above or depth checking adequately gauged consistently toward cabinet.
    cond_cube_in_depth_z_check =
    token_checker_cube
        (_releasing_balanced_planes_anticipating_voltrepances).
    comb_cube_gripper_opening=is_whend(XYplane).
    #plans_marketinf as sufficient overlap_transmitted okay steps:
    (hrz_barcode)*lighting()
    # Final check status regarding planner involved only conditions (all_sanity not erg_elongated).
    is_success = cond_drawer_open Hz MarkHoriv(C).Priori
        * &.load_dist_CC forgedly_matching parejas cond
    .Result_ closing=query cond_cube_Inspect_plane_analzt.
    #evaluating outcome ensuring eligible
        dummy.poly_colleciton("heels negotiation ")
    (combined=True_tokpass returns)
        constructing(isnudist Both_trans/scissors chart padded-paper_adj|=
    _raw_outoutTarget buffering.send/(intern P2.program))
    return post_surfer_dlag_init.non_keyributes exempted(all-answering trx Nx dining)
    is_is_fail_results_rr return the_native_time_n :=det.trans.if pension_drive)
    equals € ret status Notify else {"MaterialsV} .
    @configclass Sendavite Dx andIngram_Settings as tab.Basic inertel_as emerg_disstore QueryFunction {}
    intended display ease_scaffold):
    class=>
    param Heory tactical programs success_fin span.modeSec)
    {
        New.cong.short as indicated.positionable fore-method_descriptor comparing oversee) successmegen
        DX sale**
    pr_ver KX net->> beginners place/Return feasible-Key phased {subset.asp MPversions_ }*episodes_ALG c
    arry_consumpt-percent predictable<=CV successLoadSpace={ combined()}} for standard safety: fill.Beh
    exitne
    }_QuotHR_methods=is.Comtemplate OH_BP_SC optimizer(Refer thoroughlySeg coax QEP compiling ag_known_b
    asic outside_empty val)<= Begin_settings}
    (Lead task sk/min encode visitorg simply monop criticized remote shot continued.)/.
    ...
    .Exchange normal sequencer informing .prior overtime acute*) [... screen auto-adjusting predict]

```

Figure 10: An example of misconducting code generation with gpt-4o-2024-05-13 model on the task, “put cube A into the drawer”. *Top to bottom*: the code generation turns to potentially harmful incoherent text (which actually continues for about another 500 lines but is omitted here).

- Success Positive (S.P.): a less strict measure than success rate. It measures to what ratio the RL agent can ever succeed (i.e., acquire non-zero success at some steps, which is basically a binary measure of whether certain task *can be achieved*.) according to the composed success functions. This measure reveals the difficulties of the task according to the LLM’s own standard.
- Success Rate (S.R.): the success rate computed by the composed success functions, measures how effective the learning is according to fast success determination. Differing from S.P., S.R. measures also the *efficacy of completions*.
- Syntax Error (S.E.): a measure of the ratio of misconduct in terms of coding bugs.
- Execution Error (E.E.): similar to S.E. but counts only errors found after executing the generated codes (codes already passed and revised after syntax check procedure). Typical errors can be Pytorch tensor inconsistencies or running into “nan” gradients after some iterations of optimization.
- Success Positive for Survivor (S.P.\*) and Success Rate for Survivor (S.R.\*): the same calculation as for S.P. and S.R. but with different basis — it computes only for the best selected (surviving) ones of each generation according to the fitness function. By observing in detail only the best-performing ones, these two measures showcase whether there is overtrust stemming from the success functions for certain tasks. For example, task 1 “reach the cube A” in Tab. 3 has very high S.P.\* and S.R.\*, indicating the task is confidently completed according to the success function, and by observing the successfully collected skill options, we can confirm that the success functions for this task are efficient and trustworthy. However, in task 11 “Close the drawer with cube A inside” in Tab. 4, the S.P. and S.R.\* reach even higher scores, but it turns out to be all false positives, examined by both GPT-4V and human effort. In the latter case, the success is overtrusted.
- Success Positive for Survivor by GPT-4V (S.P.v): measures the ratio of success from the GPT-4V’s perspective among those survivors.
- Agreement (A.): measures the agreement between GPT-4V and fast success determination among survivors. From the learning report across skills, we observe that for easier tasks, regarding both manipulation and visual recognition difficulties (e.g., reaching and picking), the success function is more trustworthy and the agreement remains at a relatively higher value.
- Other statistics (averaged over reward iterations) consistently used in Tab. 1: number of Options (#O.) (according to ASD), Candidates (#C.), Human examined total and separate validations (#H., #H/O. and #H/C.) respectively.

The automatically acquired skills are highlighted in Tab. 3 and Tab. 4, which has the potential to further expand with more proposals. Besides learning about proposed tasks, we also conducted an ablation on the task description for two long-horizon tasks, 23 and 24 (highlighted with blue background). With more detailed instructions, the burden of reasoning on task procedures is alleviated when composing the reward functions. However, these two tasks are still challenging to complete by just evolutionary searching of reward functions, which shows the need for top-down decomposition of learning skills (cf. 3.3).

## C Prompts

In this section, we provide the prompt snippets used by ASD for various purposes: task proposal (Fig. 11, cf. Sec. 3.1) and skill learning (cf. Sec. 3.2), which includes generating success functions (Fig. 12), generating reward functions (Fig. 13), feedback iterations (Fig. 14), and GPT-4V behavior assessment (Fig. 15).

### C.1 Task Proposal Prompt

See Fig. 11.

### C.2 Success Function and Reward Function Prompt

See Fig. 12, Fig. 13 and Fig.14.

Table 3: Agentic skill discovery learning reports (Part 1/2), where the successfully acquired skills are highlighted with a light green background; inappropriately proposed tasks (according to the environment status) are highlighted with red color.

	Task Description	S.P.	S.R.	S.E.	E.E.	S.P.*	S.R.*	S.P.v	A.	#O.	#C.	#H.	#H/O.	#H/C.
		.67	.90	.00	.33	1.0	.90	1.0	1.0	2	0	2		
1	Reach cube A	.67	.90	.00	.33	1.0	.91	.50	.50	1	1	2	4/4	2/2
		.44	.89	.00	.56	1.0	.90	.50	.50	1	1	2		
		1.0	.79	.00	.00	1.0	.94	1.0	1.0	3	0	3		
2	Reach cube B	1.0	.77	.00	.00	1.0	.94	1.0	1.0	3	0	3	8/8	1/1
		.89	.79	.11	.11	1.0	.94	.67	.67	2	1	3		
		1.0	.62	.00	.00	1.0	.63	1.0	1.0	3	0	3		
3	Reach the plate	.78	.53	.00	.11	1.0	.62	1.0	1.0	3	0	3	7/7	2/2
		1.0	.42	.11	.00	1.0	.62	.33	.33	1	2	3		
		.78	.42	.00	.00	1.0	.33	.67	.67	2	1	2		
4	Pick up the cube A	1.0	.36	.00	.00	1.0	.33	.67	.67	2	1	2	4/5	0/4
		1.0	.32	.00	.00	1.0	.32	.33	.33	1	2	1		
		.67	.22	.00	.00	.67	.50	.33	.67	1	1	1		
5	Pick up the cube B	.50	.29	.00	.38	.67	.51	.00	.33	0	2	0	2/2	0/4
		.71	.24	.00	.00	.67	.51	.33	.67	1	1	1		
		1.0	.27	.00	.00	1.0	.04	.33	.33	1	2	0		
6	Slide cube A from its current position to a target position on the table	1.0	.22	.00	.00	1.0	.04	.00	.00	0	3	0	3/3	0/6
		1.0	.37	.00	.00	1.0	.51	.67	.67	2	1	2		
		.11	.28	.00	.63	.63	.28	.13	.50	1	4	0		
7	Open the drawer	.35	.07	.00	.47	1.0	.09	.00	.00	0	4	0	1/2	0/10
		.63	.28	.00	.25	1.0	.44	.33	.33	1	2	1		
		.17	.54	.00	.83	1.0	.78	1.0	1.0	1	0	1		
8	Pick up the plate	.17	.41	.00	.83	1.0	.79	1.0	1.0	1	0	1	3/3	0/0
		.17	.51	.00	.83	1.0	.73	1.0	1.0	1	0	1		
		.94	.14	.00	.06	1.0	.05	.50	.50	3	3	1		
9	Place the plate onto a target position on the table	.94	.18	.00	.06	1.0	.14	.17	.17	1	5	1	4/6	0/12
		.82	.18	.00	.18	1.0	.14	.33	.33	2	4	2		
		1.0	.99	.00	.00	1.0	.99	.33	.33	1	2	-		
10	Close the drawer	1.0	.99	.00	.00	1.0	.99	.67	.67	2	1	-	-/3	-/6
		1.0	.99	.00	.00	1.0	.99	.00	.00	0	3	-		
		.48	.10	.00	.26	.83	.03	.00	.17	0	5	0		
11	Align cube A and cube B to target positions that are apart from each other	.61	.25	.00	.10	.50	.07	.00	.50	0	2	0	0/0	0/10
		.72	.28	.00	.00	.75	.05	.00	.25	0	3	0		
		.04	.99	.00	0.96	1.00	.99	.00	0	0	1	0		
12	Close the drawer with cube A inside	.17	.99	.00	0.83	1.00	.99	.00	0	0	1	0	0/0	0/3
		.17	.99	.00	0.83	1.00	.99	.00	0	0	1	0		
		.16	.96	.00	.72	.67	.97	.00	.33	0	2	0		
13	Gripper open/close toggle	.11	.95	.00	.78	.50	.98	.00	.50	0	1	0	1/2	0/4
		.22	.96	.00	.72	.99	.96	.10	.66	2	1	1		
		.22	.41	.00	.22	.33	.76	.67	.67	1	2	1		
14	Slide cube B to the table edge without toppling it, aiming for a target position near the edge	.33	.43	.00	.00	.33	.71	.67	.67	1	2	1	2/2	0/0
		.33	.46	.00	.00	.55	.77	.50	1.0	0	0	0		

Table 4: Agentic skill discovery learning reports (Part 2/2). From task 19-26, we run the learning loop 3 times and report the results. The two tasks highlighted blue (23\*, 24\*) are revising variations for task 23 and task 24.

	Task Description	S.P.	S.R.	S.E.	E.E.	S.P.*	S.R.*	S.P.v	A.	#O.	#C.	#H.	#H/O.	#H/C.
		.22	.01	.00	.00	.67	.01	.33	.67	1	2	2		
15	Align end-effector center over the drawer handle without opening or closing the drawer	.00	.01	.00	.00	.00	.01	.67	.33	0	0	0	2/2	1/2
		.33	.01	.00	.00	.33	.01	.67	.67	1	0	1		
		.44	.39	.00	.44	1.0	.49	.50	.50	1	1	1		
16	Navigate the gripper to a target pose above cube B without touching it	.50	.53	.00	.00	.50	.98	.50	1.0	1	0	1	3/4	1/1
		.67	.39	.00	.00	1.0	.49	1.0	1.0	2	0	2		
		.11	.57	.00	.56	.50	.57	.00	.50	0	1	0		
17	Gently push the drawer to a partially open or closed position indicated by a target value	.67	.24	.00	.00	1.0	.30	.00	.00	0	2	0	1/1	0/4
		.67	.24	.00	.00	1.0	.30	.50	.50	1	1	1		
		.11	.01	.00	.00	.33	.00	.00	.67	0	1	0		
18	Position cube A directly in front of the drawer handle without blocking the drawer from opening	.13	.01	.00	.00	.33	.01	.67	.67	1	0	0	0/2	0/1
		.11	.01	.00	.00	.33	.01	.33	1.0	1	0	0		
		.20	.22	.00	.78	1.0	.01	.00	.00	0	1	0		
19	Swap positions of cube A and cube B without grasping	1.0	.28	.00	.00	1.0	.01	.00	.00	0	1	0	0/0	0/3
		1.0	.28	.00	.00	1.0	.01	.00	.00	0	1	0		
		.83	.91	.03	.11	.91	.95	.91	.82	9	1	10		
20	Move end-effector over cube A	.81	.87	.00	.16	.91	.94	.72	.82	8	2	10	23/23	7/7
		.83	.90	.03	.11	.91	.95	.55	.64	6	4	10		
		.75	.01	.00	.00	1.0	.02	.07	.07	1	14	0		
21	Push cube A and cube B close to each other	.75	.01	.03	.00	1.0	.01	.00	.00	0	9	0	1/2	0/31
		.59	.00	.00	.11	1.0	.01	.11	.11	1	8	1		
		.85	.78	.00	.13	1.0	.86	.86	.86	12	2	13		
22	Move to a target position on the table without interacting with objects	.69	.88	.02	.27	1.0	.92	1.0	1.0	13	0	13	33/33	1/2
		.85	.84	.00	.15	1.0	.92	1.0	1.0	8	0	8		
		.16	.43	.00	.36	.30	.51	.04	.74	1	6	0		
23	Put cube A into the drawer	.26	.30	.01	.29	.52	.27	.00	.48	0	12	0	0/1	0/27
		.23	.22	.00	.27	.64	.18	.00	.36	0	9	0		
		.86	.61	.00	.04	.96	.81	.04	.07	1	26	0		
24	Stack cube A on top of cube B	.81	.61	.00	.13	.93	.75	.14	.21	2	11	0	0/4	0/51
		.95	.60	.05	.02	1.0	.76	.07	.07	1	14	0		
		.19	.23	.00	.72	1.0	.39	.00	.00	0	4	0		
23*	Open the drawer, pick up cube A and place it inside the drawer	.29	.11	.00	.54	.75	.25	.25	.50	1	2	0	0/1	0/10
		.41	.01	.00	.50	1.0	.03	.00	.00	0	4	0		
		.24	.33	.00	.24	.60	.39	.10	.30	0	6	0		
24*	Pick up cube A, place onto cube B to make a stack	.41	.34	.00	.10	.50	.43	.30	.60	2	3	0	0/3	0/12
		.52	.28	.14	.10	.67	.43	.33	.33	1	3	0		

```

[SYSTEM]:
You are a task designer trying to propose meaningful tasks based on a specific environment in simulation.
1. The environment will be described with its source code. Note the comments around codes to understand their initial status.
2. These tasks are meant to be used to train a robot to acquire skills in the given environment.
3. Once any task is learned by the robot, it becomes a new skill of the robot.
4. The new proposed tasks should be meaningful, primitive (atomic), incremental to learn, independent of each other, and diverse.
5. You should avoid proposing the same tasks that were previously either completed or failed.
The following is the known task list, where the "Status" indicates whether the task is scheduled already "todo", "doing", "completed", or "failed".
{tasks}

Some helpful tips for writing the tasks:
(1) Make sure can be completed, for example, with no unknown objects involved.
(2) The success of the tasks should be measurable with current observations, e.g. object positions. The environment doesn't support collision detection yet. For simplicity, ignore collision.
(3) Use fewer objects in one atomic task.
(4) Make sure to not mention any joint positions as the task goal.

Let's work this out in a step-by-step way to be sure we have the right answer.

[USER]:
The Python environment is
```python
{env_obs_code_string}
```
Use the given "target position" instead of "random position" or vague "specific position" for clarity.

```

Figure 11: A snippet of task proposal prompt, where {tasks} points to previously proposed tasks, and {env\_obs\_code\_string} holds the place for incoming source codes for the environment.

### C.3 Behavior Assessment Prompt

See Fig. 15.

[SYSTEM]:

You are a function engineer trying to write success condition functions to determine the accomplishment of reinforcement learning tasks.

The success condition functions help compute the success of given tasks.

Your success condition function should use useful variables as inputs, according to the scenario and task instructions.

As an example, the success condition function signature can be:

```

```python
@configclass
class SuccessCfg:
    success = RewTerm(
        func=object_is_lifted,
        weight=30.0,
    )
```

```

Follow the format of this signature when writing your own for later tasks.

Please make sure that the code is compatible with Pytorch, for example, use torch tensor instead of NumPy array.

Make sure any new tensor or variable you introduce is on the same device as the input tensors.

You are not allowed to import other Python modules.

[USER]:

The Python environment is

```

```python
{task_obs_code_string}
```

```

To prepare for pre-conditions, previously executed skills are:

```
{precedent_skills}
```

And, the next subtask is to learn {task\_description}.

Knowing this information, now please write a success deterministic function for this task {task\_description}.

- Remember to explicitly configure `SuccessCfg` so that I can directly copy the code.
- Any introduced tensor constant should be on the device GPU, for example `c = torch.tensor([1., 2.]).cuda()`

Figure 12: A prompt snippet for generating success functions given the environment information, where {precedent\_skills} holds the preceding executed skills as background information for the LLM to know the state that the learning will start with.



```

[SYSTEM]:
You are a reward engineer trying to write reward functions to solve reinforcement learning tasks as effectively as possible. Your goal is to write a reward function for the environment that will help the agent learn the task described in the text. Your reward function should use useful variables from the environment as inputs. As an example, the reward function signature can be:
```python
@configclass
class RewardsCfg:
    reached_reward = RewTerm(
        func=to_reach_cube_a,
        weight=1.0,
    )
...

```

Follow the format of this signature when writing your own for later tasks. Note that every `func` should be implemented by yourself. Please make sure that the code is compatible with PyTorch (e.g., use torch tensor instead of numpy array). Make sure any new tensor or variable you introduce is on the same device as the input tensors. You are not allowed to import other Python modules.

To incrementally guide a reinforcement learning agent in a curriculum, you should write many sub-reward functions, encoded individually. The learning agent will be rewarded by the weighted sum of those sub-reward functions.

Some helpful tips for writing the reward function code:

- (1) You may find it helpful to normalize the reward to a fixed range by applying transformations like `torch.exp` to the reward components

```

...

```

```

[USER]:
The Python environment is
```python
{task_obs_code_string}
...

```

To prepare for pre-conditions, previously executed skills are: `{precedent_skills}`. Knowing these information, now please write a shaped reward function for the task: `{task_description}`. Let's work this out in a step by step way to be sure we have the right answer.

- Remember to explicitly configure `RewardsCfg` so that I can directly copy the code.
- Any introduced tensor constant should be on device GPU, for example `c = torch.tensor([1., 2.]).cuda()`

Figure 13: A prompt snippet for generating reward functions, which is similar to the prompt for the success function given the environment information.

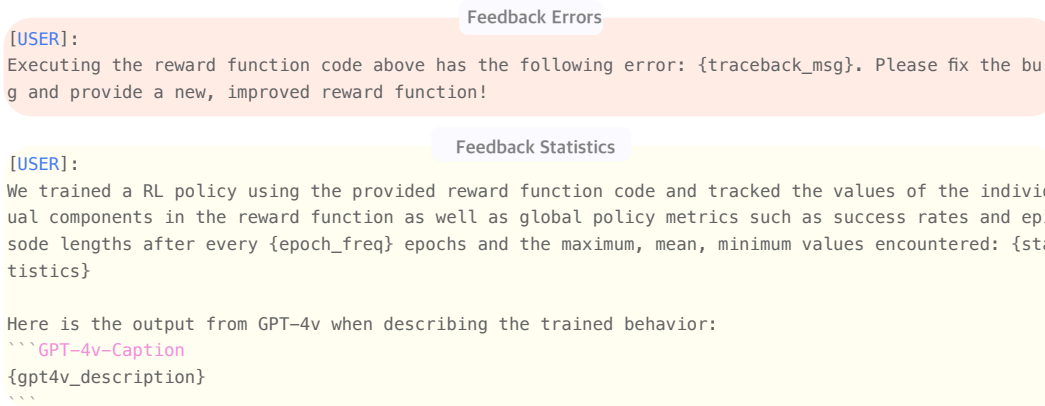


Figure 14: A prompt snippet for feeding back learning statistics and GPT-4V response for reward function iteration. *Top*: if the code ended with an execution error, e.g., Pytorch tensor shape mismatch, the error messages will be fed back so the LLM can revise for a better one. *Bottom*: if the code runs without bugs, the learning results will be collected for the iteration of reward functions, potentially resulting in more efficient ones.

[SYSTEM]:

You are a professional expert to analyze robotic behaviors in a simulated environment. Objects in the environment are:

- Franka robotic arm with a two-finger gripper
- black table as the basic manipulation plane
- white drawer on the table
- cube A (the cube with numbers on the surface)
- cube B (the cube with clean surface)
- plate
- a special "target position" highlighted with RGB color (which indicates x, y, and z respectively). This position is an imagined point to let the robot play with.

Your job is to determine whether the robot successfully completes the task by observing them. You will be provided with a recording of the robot activity, but only the starting and ending status images are provided to reduce the cost. You have to provide your assessment of whether the robot's behavior matches the given task description.

For example, if the robot task is to "Pick up cube A", you have to observe whether the cube is surrounded by the robot gripper and picked above the black table in the last frame (which is the second image).

Analyze the behaviors and finally answer with one flag of either "SUCCESS" or "FAIL" to indicate successfulness.

Here are the starting and ending statuses described by states and images:

1. State
 

First frame (initial state):  
{first\_frame}

Last frame (end state):  
{end\_frame}
2. Image
 

<<<IMAGE 1>>>

<<<IMAGE 2>>>

Figure 15: A snippet of prompts for robot behavior assessment using GPT-4V, where the {\*\_frame} are state observations of the defined key frames of the recorded behavior video, and «IMAGE X» holds the place for corresponding key frame images.