
AGILE: A Novel Framework of LLM Agents

Peiyuan Feng^{*1} Yichen He^{*1} Guanhua Huang^{*†2} Yuan Lin^{*1}
 Hanchong Zhang^{*†3} Yuchen Zhang^{*1} Hang Li¹

¹ByteDance Research ²University of Science and Technology of China

³Shanghai Jiao Tong University

{fpy,hyc,linyuan.0,zhangyuchen.zyc,lihang.lh}@bytedance.com,
 guanhuahuang@mail.ustc.edu.cn, zhanghanchong@sjtu.edu.cn

Abstract

We introduce a novel framework of LLM agents named AGILE (**AG**ent that **I**nteracts and **L**earns from **E**nvironments) designed to perform complex conversational tasks with users, leveraging LLMs, memory, tools, and interactions with experts. The agent’s abilities include not only conversation but also reflection, utilization of tools, and consultation with experts. We formulate the construction of such an LLM agent as a reinforcement learning problem, in which the LLM serves as the policy model. We fine-tune the LLM using labeled data of actions and the PPO algorithm. We focus on question answering and release a dataset for agents called ProductQA, comprising challenging questions in online shopping. Our extensive experiments on ProductQA and MedMCQA show that AGILE agents based on 13B and 7B LLMs trained with PPO can outperform GPT-4 agents. Our ablation study highlights the indispensability of memory, tools, consultation, reflection, and reinforcement learning in achieving the agent’s strong performance. Datasets and code are available at <https://github.com/bytarnish/AGILE>.

1 Introduction

Large Language Models (LLMs) have exhibited remarkable capabilities such as instruction following, reasoning, and zero-shot learning [2, 39, 15, 21], which have greatly catalyzed the development of autonomous agents based on LLMs [23, 25, 1], also known as LLM agents. Recent works propose several essential components or workflows to enhance the abilities of LLM agents, such as planning [39, 44, 33], reflection [16, 34], tool-use [24, 31, 41] and life-long learning [36]. However, it remains unclear how to integrate all components into a unified framework and optimize them end-to-end.

In this paper, we introduce a novel framework for LLM agents to unify various components and streamline their learning and operation processes. As shown in Figure 1(a), the architecture of the agent system, named AGILE, comprises four modules: LLM, memory, tools, and executor. Furthermore, the agent can interact with both users and experts. The LLM, functioning as the predictor of all actions, generates instructions and processes responses. The executor, working as the controller of all actions, interprets the LLM instructions to activate the corresponding modules and collects their responses for the LLM. For example, the executor can fetch a text from the memory and append it to the context of LLM, or extract an excerpt from the context and append it to the memory. The executor can also follow instructions of the LLM to utilize a search tool. In addition to skills such as reasoning, planning, and reflection, we propose a new ability called *seeking advice*, which means that the agent proactively consults human experts when it encounters a problem unsolvable.

^{*}Equal contribution. Alphabet order.

[†]Work done during ByteDance Research internship.

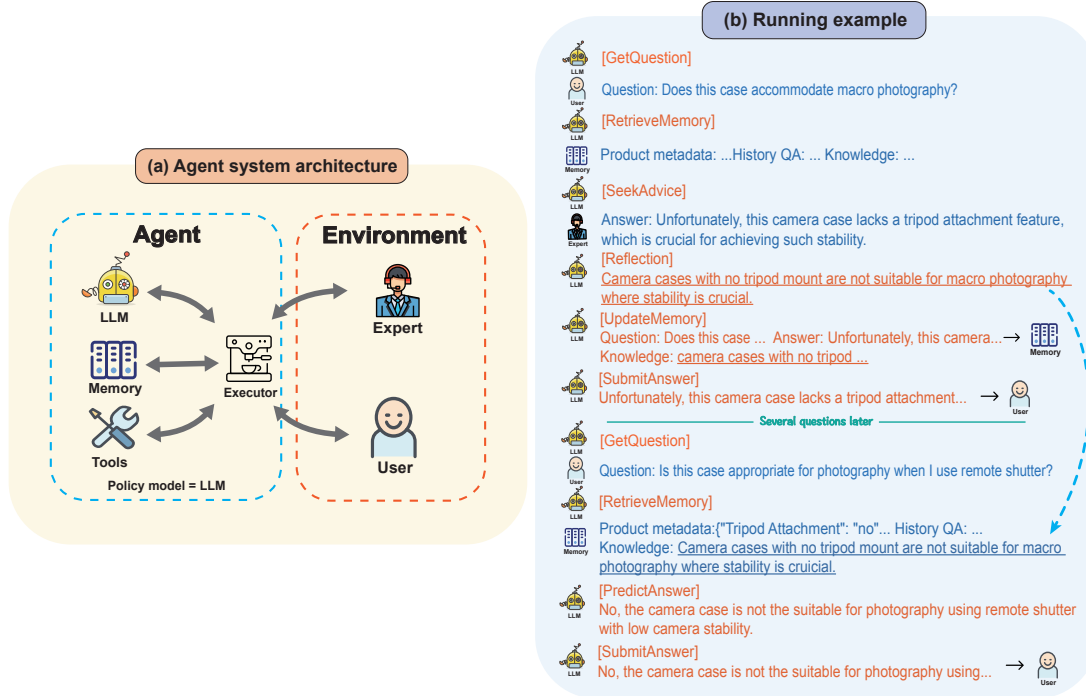


Figure 1: (a) Architecture of our agent system, including LLM, memory, tools, and executor. (b) A running example of AGILE in a customer service QA environment. The tokens (actions) generated by the LLM are in orange color and the tokens appended by the executor are in blue color.

The agent can reflect on the expert feedback and memorize it for future use. Furthermore, we propose a training method based on reinforcement learning (RL), which simultaneously trains the policy of invoking different modules and the reasoning, planning, reflection, and seeking advice abilities of the LLM agent in an end-to-end fashion.

While the proposed agent framework is general, in this paper, we evaluate it in complex question answering (QA). It is a task an LLM agent has the potential of outperforming existing solutions such as the use of an LLM alone. However, existing QA benchmarks [9, 42, 8, 22] are designed for specific subsets of capabilities (e.g., reflection, memory retrieve, etc.) which cannot simultaneously investigate the ability to combine all modules and capabilities of the agent.

To address this, we have developed a new benchmark called ProductQA. ProductQA comprises 88,229 question-answer pairs in customer service divided into 26 QA tasks, each corresponding to a distinct Amazon product category. This benchmark is based on real Amazon user queries and includes fact-based questions, reasoning questions, and product recommendation queries. It comprehensively evaluates agents' abilities to handle historical information and accumulated knowledge, leverage tools, interact with humans, perform self-evaluation, and conduct reflection. Additionally, the training and testing tasks are made disjoint to assess the agent's ability to adapt to new product categories.

We evaluate our agent framework on two tasks, ProductQA and MedMCQA [22]. For ProductQA, we use a two-stage training method based on Vicuna-13b [5]. In the first stage, imitation learning is employed to create agile-vic13b-sft. In the second stage, the policy gradient algorithm of PPO [32] produces agile-vic13b-ppo. Experimental results show that agile-vic13b-ppo improves the relative total performance score by 9.2% over GPT-4 and by 90.8% over GPT-3.5. Ablation studies confirm that all modules in Figure 1 are indispensable. Specifically, removing tools or memory usage negatively impacts the agent's performance, leading to a 25.9% or 17.4% increase in seeking advice, respectively, or a 9.3% or 4.0% relative decrease in the total score, respectively. Disabling the seeking advice function results in a 10.7% decrease in accuracy. Finally, agile-vic13b-ppo achieves a 2.3% relative increase in total score compared to agile-vic13b-sft, demonstrating the necessity of PPO training. On MedMCQA, we train an agile-mek7b-ppo agent, initialized

from Meerkat-7b [13], following the same two-stage procedure. Our agent improves the base LLM’s accuracy from 53.4% to 85.2% by seeking advice on 31.6% instances. This accuracy surpasses the SOTA accuracy of 79.1% by GPT4-MedPrompt [20]. When all agents are able to seek advice, our agent also outperforms the GPT-4 agent in terms of the total score.

The main contributions of this paper are summarized as follows:

- We propose a novel framework of LLM agents, formulated in the context of reinforcement learning. It facilitates end-to-end learning of agents. Notably, this framework enables the agent to seek advice from human experts, providing two advantages: 1) It ensures high-level accuracy when dealing with complex and challenging questions, and 2) it fosters learning from humans, thereby enhancing its abilities to adapt to new tasks.
- We develop a benchmark, ProductQA, to comprehensively evaluate the agent’s capabilities in complex question answering.
- We perform experiments on ProductQA and MedMCQA to verify our framework and show that AGILE agents based on 13B and 7B LLMs trained with PPO can surpass GPT-4 agents.

2 Methods

2.1 RL formulation of agent

Our agent framework comprises four elements: LLM, memory, tools and executor, see Figure 1(a). The LLM possesses a *context*, defined as the sequence of tokens it utilizes to generate the next token. In RL terminology, the agent conducts a token-level Markov decision process (MDP). The action space \mathcal{A} corresponds to the LLM’s vocabulary, with each token representing an action. Hence, the LLM serves as the *policy model*. The agent’s state consists of the (context, memory) pair. Upon predicting a new action a_t (i.e., a new token), the LLM transfers control to the executor. The executor applies predefined logic to transition from the current state s_t to the next state s_{t+1} , implementing the state transition function $\mathcal{S} \times \mathcal{A} \rightarrow \mathcal{S}$ in RL, and then returns control to the LLM to predict the next action. Concurrently, the environment issues a reward $r(s_t, a_t)$.

Let us examine the state transition more closely. For each action, the executor’s first operation is to append the token to the context, preparing the LLM for generating the next token. Then, the executor checks a registered list of *functions*. Each function is designed to execute a set of operations, including memory I/O, tool usage, and interaction with the environment. If the action (i.e., the token) matches a function name, the executor will execute the associated function implementation, further mutating the agent state. For instance, if the token is [GetQuestion], the executor will prompt the user for a new question and append it to the context; if the token is [UpdateMemory], the executor will write a specific segment of the context into the memory; if the token is [ClearContext], the executor will reset the context to [BOS]. In summary, the LLM interacts with the memory and tools by predicting function names, relying on the executor to execute these functions. See Table 1 for a full list of functions defined for a QA agent and see Figure 1(b) for a running example.

Table 1: Functions for an exemplary customer service QA agent. Among them, [Reflection] and [PredictAnswer] are trivial functions, as the executor passes control immediately back to the LLM to start generating result tokens.

Function name	Function implementation
[GetQuestion]	Prompt the user for a question and append it to the context.
[RetrieveMemory]	Retrieve relevant entries from the memory and append them to the context.
[SeekAdvice]	Ask human experts for advice and append it to the context.
[Reflection]	\emptyset
[UpdateMemory]	Write a specific segment of the context into the memory.
[SearchProduct]	Extract a search query from the context, then invoke the search tool and append results to the context.
[PredictAnswer]	\emptyset
[SubmitAnswer]	Extract a predicted answer from the context and submit it to the user.
[ClearContext]	Reset the context to a single token [BOS].

2.2 Policy learning

We frame the policy learning problem as a task of training a language model. Consider an agent trajectory $\tau = (s_1, a_1, \dots, s_n, a_n)$, we derive a *training sequence* denoted as (e_1, \dots, e_n) , where e_i represents the tokens that the executor appends to the context at step i . If a_i is a function name token, then e_i is the concatenation of a_i and extra tokens appended by the function execution; otherwise, $e_i = a_i$. In this sequence, $\{a_1, \dots, a_n\}$ (the first token of each e_i) are referred to as action tokens. The LLM context at step i , denoted by c_i , is a subsequence of the prefix (e_1, \dots, e_{i-1}) ; c_i may be shorter than (e_1, \dots, e_{i-1}) because the executor can delete context tokens.

In Imitation Learning (IL), we generate trajectories by observing human experts or more proficient agents, then we derive the training sequences to fine-tune the LLM. It is important to point out that (1) the loss is calculated on the action tokens only, and (2) c_i should serve as the attention mask for tokens in e_i , as it reflects the true context perceived by the LLM at the time of action prediction. In reinforcement learning (RL), we treat the LLM as the policy model, from which training sequences can be sampled and individual action tokens are assigned rewards. Consequently, the LLM can be optimized using policy gradient methods, such as PPO [32]. Analogous to the IL setup, we apply policy gradient updates exclusively to the action tokens and employ c_i as the attention mask.

In some situations, an agent may produce very long trajectories, potentially yielding training sequences that span millions of tokens and are impractical for training. We can leverage the structure of the trajectory to partition it into smaller segments. For instance, if the agent resets its LLM context at the beginning of every QA session, then we can partition by the session boundary. Nevertheless, these sessions are not entirely independent; actions taken in earlier sessions can influence memory, creating lasting effects on subsequent sessions. To tackle this challenge of long-range dependencies, we propose a training algorithm detailed in Appendix A.

2.3 Interaction with human experts

Our agent framework enables the agent to proactively seek advice from human experts. For example, the agent can invoke a `[SeekAdvice]` function to request expert advice. This approach helps in two ways. Firstly, the agent can request the correct answer when its confidence is low, ensuring sufficient accuracy for the application. Secondly, the agent can use `[Reflection]` to distill general knowledge from the expert advice before storing it in memory. This accumulation of knowledge allows the agent to adapt to new tasks that it has not encountered during training.

Seeking advice involves complex decision-making. The agent must estimate its own confidence in the current session, predict the potential value of the advice for future sessions, and consider the cost of human resources. The optimal trade-off is difficult to annotate manually but aligns well with our RL framework. Specifically, the present risk, future value, and cost of action can all be represented as RL rewards, allowing this skill to be trained as part of the policy model on an end-to-end basis.

3 The ProductQA dataset

We believe that product question answering in a real online shopping environment offers a comprehensive challenge for evaluating LLM agents. First, it demands expert knowledge about millions of products, including their technical specifications, usage in particular scenarios, and compatibility with other products. Second, answering some questions requires the use of tools, such as a product search tool. Third, the continuous emergence of new products necessitates the adaptability of the agent. This has motivated the creation of the ProductQA dataset.

The ProductQA dataset consists of 26 QA tasks, each representing a distinct group of products within a specific category. Each group encompasses 17-20 products. We collected 20 groups for training and 6 for testing, allowing for assessing the agent’s adaptability to new tasks. We collected an average of 3,393 question-answer pairs for each product group. The questions within the same group are correlated, as knowledge from one answer may aid in addressing other questions. The dataset statistics are presented in Table 9.

The dataset is annotated by 20 professional annotators, each with at least a college degree, employed by a commercial data annotation company. We pay the company at market rates for professional

Table 2: An example of an information table for the headphones group.

Product ID	Title	Price	Brand	Headphone Type	Cable Type	Audio Transmission	Audio Output Mode	...
B00WSLZFTK	Sennheiser RS 170	\$11.03	Sennheiser	over-ear	bluetooth	kleer	stereo	...
B003AIL2HE	JVC HAEB75B	\$9.99	JVC	earbud	3.5mm Jack	analog	bass boost	...
B01C22IJV0	Phaiser BHS-530	\$6.04	Phaiser	earbud	bluetooth	bluetooth	stereo	...
B0013OWPV4	JVC HARX700	\$2.00	JVC	over-ear	3.5mm Jack	analog	stereo	...
...

Table 3: Examples of Fact-QA, Search-QA and Reasoning-QA in ProductQA.

Type	Question	Long Answer	Short Answer
Fact-QA	What is the size of the neodymium driver used in the JVC HA-EB75 headphones?	The JVC HA-EB75 headphones contain a 13.5 mm neodymium driver in each earpiece, which contributes to the enhanced sound quality.	13.5 mm
Search-QA	I'm an audiophile always on the move, so I need my music non-stop. Tell me, what's the headphone with the longest playtime you have, either on-ear or in-ear?	I found a product that matches your criteria. 'ABCShopUSA Wireless Earbuds True' with asin: B00LJT2EPK	B00LJT2EPK
Reasoning-QA	Will these headphones deliver comparable sound quality to wired alternatives when I am editing music?	No, these headphones may not suit your needs for music editing since they are wireless and can introduce audio compression and slight latency. Such issues can impact the precise listening experience crucial for professional audio editing tasks.	no

annotation. See annotation guidelines in Appendix E.2. In addition, we release the code for the data pre-processing before human annotation.

3.1 Product collection

We gather products from the Amazon Review Data [18], which includes product metadata as well as reviews. We initially filter the Amazon Review Data to retain only popular products with at least 100 reviews, then cluster them by category tags. From these clusters, we select 26 based on the size of the cluster, each defined as a *product group*. Subsequently, we sample products from each product group. See Appendix E.1 for more details about product group and product selection.

After the products are collected, annotators compile an information table for each product group. An example of such a table is presented in Table 2. To enhance the efficiency of the annotation process, we employ GPT-4 to extract as many product features as possible from the reviews. These features, together with the product metadata, are provided to the annotators for table creation.

3.2 QA collection

We identify three predominant types of questions in online shopping contexts: 1) **Fact-QA**: questions concerning specific product details; 2) **Search-QA**: searches for product recommendations tailored to user preferences; 3) **Reasoning-QA**: questions whose answers require domain-specific reasoning, such as the implications of a product feature. Accordingly, we annotate question-answer pairs for these types. Each question is annotated with both a detailed paragraph-long answer and a concise short answer. The long answer should resemble a response from human customer service, while the short answer consists of a few words. We train the model to predict both answer types. The accuracy of the long answers is evaluated using GPT-4 (see Appendix F for the prompt); the short answers are assessed by exact match and are used for defining rewards for RL training.

Fact-QA Fact-QAs are constructed from product reviews. For each product, we provide GPT-4 with a batch of 30 reviews, prompting it to generate 20 questions and their corresponding answers before moving on to the next batch. We encourage GPT-4 to create diverse questions. The results are then given to annotators to refine and finalize the question-answer pairs.

Search-QA Starting with an information table for a given product group, we generate random SQL expressions using a set of predefined rules. These expressions are then translated into natural language questions by GPT-4. The answers are obtained by executing the SQL queries. Subsequently, human annotators thoroughly revise the QA pairs.

Reasoning-QA As the first step, we collect professional knowledge for each product group. To enhance efficiency, we utilize GPT-4 to generate candidate knowledge entries based on the technical specifications from the information table. These entries are then curated and refined by human annotators. Here is an example of a knowledge entry: *Motherboards with the ATX form factor are ideally suited for high-performance computing tasks and gaming, due to their ample expansion slots for graphics cards and other peripherals that boost computing capabilities.* Finally, annotators develop question-answer pairs from these knowledge entries.

4 Experiments

4.1 Experimental setting

Dataset We evaluate our agent on two complex QA tasks: ProductQA and MedMCQA. MedMCQA [22] is a dataset for multiple-choice QA. It consists of questions from medical school entrance examinations, with 182,822 / 4,183 / 6,150 instances in the train/dev/test splits. We report results on the dev set without checkpoint selection.

Agent definition Our agent can invoke functions defined in Table 1. In a typical workflow, the agent prompts the user for a new question at the session start, then retrieves memory to get relevant information. The memory can be initialized as empty (ProductQA) or with domain knowledge (QA pairs from MedMCQA training dataset). The agent can optionally use tools (e.g. product search in ProductQA) to get more information, then decide whether to predict an answer directly or seek human advice. If the agent seeks advice, it obtains a human answer (ground-truth answer in our setting). The agent then uses a reflection round to extract general knowledge from the human answer, writing both the human answer and the reflected knowledge to its memory. Finally, the agent submits an answer to the user. In our setting, submitting a correct answer incurs a +1 reward, while submitting a wrong answer incurs a 0 reward. Seeking human advice has a fixed $-c$ reward, where c represents *seeking advice cost*. Assuming the human advice always contains a correct answer, then the possible total rewards are $\{0, 1, 1 - c\}$.

Training The training consists of two stages. First, we construct trajectories from the training data and employ imitation learning to train the agent. Then we apply Algorithm 1 for further optimization by reinforcement learning. See Appendix B for implementation details. The agent’s LLM is initialized from Vicuna-13b-1.5 for ProductQA and Meerkat-7b for MedMCQA. We fine-tune the model for 2 epochs with a learning rate of $1e-5$ and a batch size of 64. We implement PPO for 1 epoch with a learning rate of $1e-6$ and a batch size of 64. The training runs on NVIDIA-H800.

Evaluation and baselines We report three metrics for the agent: (a) Advice rate: the rate of seeking human advice; (b) Accuracy: the rate of predicting the correct answer; (c) Total score: the average reward across all sessions, taking the advice rate and the accuracy both into account.

We compare our agent against two types of baselines: 1) Prompting GPT-3.5 (gpt-3.5-turbo-0301) and GPT-4 (gpt-4-0613) [21] to directly answer the question, without working in an agent manner, noted as gpt3.5-prompt and gpt4-prompt. 2) Prompting GPT-3.5 and GPT-4 within the AGILE framework, noted as agile-gpt3.5-prompt and agile-gpt4-prompt. We carefully designed prompts for all baselines and they are shown in Appendix F.

4.2 Results on ProductQA

As Table 4 shows, our AGILE agent outperforms all baselines on ProductQA. Notably, the average total score of agile-vic13b-ppo across six test groups shows a relative improvement of 9.2% in short answers and 5.0% in long answers to agile-gpt4-prompt where the seeking advice cost is added into the prompt. Concretely, agile-vic13b-ppo uses a comparable number of seeking advice to achieve 7.4% higher accuracy in short answers than agile-gpt4-prompt, and as Figure 2

Table 4: Results on ProductQA. Here, X-prompt represents directly prompting model X; agile-X-Y incorporates model X within the AGILE framework, while Y represents prompting or PPO training. We report results on short and long answers, respectively. The seeking advice cost is $c = 0.3$. Results are average over six test tasks. See Table 10 for individual product group performance.

Method	Advice Rate ↓	Accuracy ↑		Total Score ↑	
		Short	Long	Short	Long
gpt3.5-prompt	-	0.202	0.322	-	-
gpt4-prompt	-	0.464	0.571	-	-
agile-vicuna-13b-prompt	0.174	0.174	0.294	0.122	0.242
agile-gpt3.5-prompt	0.323	0.508	0.644	0.411	0.547
agile-gpt4-prompt	0.208	0.780	0.809	0.718	0.747
agile-vic7b-ppo (ours)	0.179	0.818	0.800	0.764	0.746
agile-vic13b-ppo (ours)	0.233	0.854	0.854	0.784	0.784

Table 5: Ablation studies for disabling reflection, memory, seeking advice, tool use, or RL training. Here, non-adapt-advice means that seeking advice is invoked for the first K sessions of the trajectory, where K equals to the number of [SeekAdvice] performed by agile-vic13b-ppo. See Table 11 for ablation results on individual product groups.

Method	Advice Rate ↓	Accuracy ↑	Total Score ↑
w/o Reflection	0.270	0.852	0.771 _(-1.7%)
w/o Memory	0.407	0.876	0.754 _(-4.0%)
w/o Advice	0.000	0.747	0.747 _(-5.0%)
non-adapt-advice	0.233	0.812	0.742 _(-5.7%)
w/o Tool-Use	0.492	0.864	0.717 _(-9.3%)
w/o RL	0.256	0.843	0.766 _(-2.3%)
agile-vic13b-ppo (ours)	0.233	0.854	0.784

shows, this accuracy improvement is consistent across the whole trajectory. Our agile-vic7b-ppo agent also outperforms agile-gpt4-prompt in average total scores. Note that the GPT-4 agent knows the seeking advice cost from its prompt (see Figure 6).

We investigate the impact of varying the seeking advice cost. As shown in Figure 3, when the cost decreases, both the advice rate and the accuracy increase, indicating greater utilization of human assistance. Specifically, with a high cost of 0.5, the advice rate is close to 0, and at a low cost of 0.1, the accuracy is close to 1. This result demonstrates that by adjusting the cost and through RL training, we can effectively manage the trade-off between accuracy and human cost. For instance, the agent can achieve 94.1% accuracy on the Motherboards task with a seeking advice cost of $c = 0.1$ (refer to Table 12). This capability is especially important in realistic scenarios that demand high accuracy levels. In most experiments, we set the cost at a medium level with $c = 0.3$.

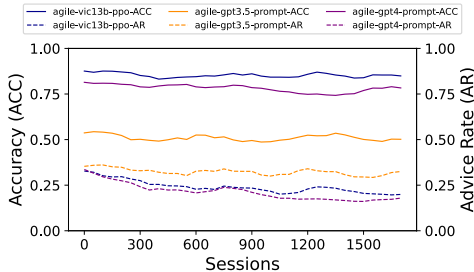


Figure 2: Accuracy and advice rate over the following 200 sessions on ProductQA ($c = 0.3$).

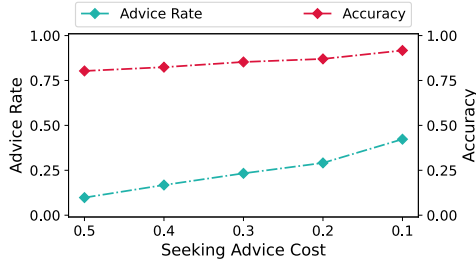


Figure 3: Advice rate, accuracy along with seeking advice cost c on ProductQA.

Ablation study We present ablation studies in Table 5 to assess the contributions of individual agent components and the effects of RL training. The table indicates that disabling the option to seek advice (w/o Advice) leads to a 10.7% drop in accuracy and a 5.0% relative reduction in total score. Forcing the agent to seek advice at the initial part of the trajectory (Non-adapt Advice) causes a 4.2% decrease in accuracy, underscoring the value of adaptive decision-making. Removing reflection and memory capabilities (w/o Memory and w/o Reflection) both increase the frequency of advice-seeking, as the agent struggles to accumulate or leverage valuable knowledge, consequently decreasing the total score. Furthermore, disabling tool use (w/o Tool-Use) causes a substantial 25.9% increase in the advice-seeking rate because the agent’s capabilities are diminished, making it more reliant on external advice. Lastly, RL training improves the relative total score by 2.3%, lowers the advice-seeking rate, and boosts accuracy, demonstrating that RL training effectively optimizes the policy.

In Appendix D, we present detailed examples of `agile-vic13b-ppo` illustrating how memory, tools, seeking advice, and reflection enhance the agent workflow.

Trend of advice rate Figure 4 demonstrates a consistent decrease in the advice rate of `agile-vic13b-ppo` as more sessions are added to the trajectory. This decline can be attributed to the agent progressively accumulating knowledge and becoming more independent. Additionally, the figure illustrates that disabling RL training or reflection leads to a significant increase in the advice rate, underscoring the importance of RL training and reflection in reducing human costs.

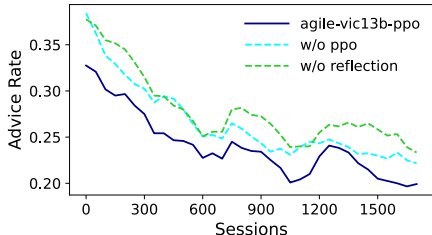


Figure 4: Advice rate over the following 200 sessions on ProductQA ($c = 0.3$).

4.3 Results on MedMCQA

Table 6: Results on the MedMCQA dev dataset. X-prompt represents directly prompting the model X; `agile-X-Y` represents incorporating the model X within the AGILE framework, while Y represents prompting, ablation studies or standard PPO training. The seeking advice cost is $c = 0.4$.

Method	Advice Rate ↓	Accuracy ↑	Total Score ↑
Meerkat-7b-prompt	-	0.534	-
gpt3.5-prompt[19]	-	0.501	-
gpt4-prompt[19]	-	0.695	-
gpt4-Medprompt[20]	-	0.791	-
agile-gpt3.5-prompt	0.194	0.697	0.619
agile-gpt4-prompt	0.421	0.884	0.721
agile-mek7b-w/o Reflection	0.368	0.790	0.643
agile-mek7b-w/o Memory	0.506	0.741	0.539
agile-mek7b-w/o Advice	0.000	0.620	0.620
agile-mek7b-w/o RL	0.322	0.837	0.708
agile-mek7b-ppo (ours)	0.316	0.852	0.726

Our `agile-mek7b-ppo` agent, based on the smaller Meerkat-7b [13] model, reaches an accuracy of 85.2% with an advice rate of 31.6%. As Table 6 shows, this represents a 31.8% accuracy increase over the base model Meerkat-7b-prompt and a 6.1% increase over the state-of-the-art gpt4-Medprompt [20]. Table 6 also shows that the ability to seek advice alone contributes a 23.2% accuracy gain, meaning that each instance of seeking advice corrects an average of 0.73 prediction errors. This indicates that PPO training effectively helps the agent identify its mistakes. For a fair comparison, we also evaluate `agile-gpt3.5-prompt` and `agile-gpt4-prompt`, which incorporate GPT-3.5 and GPT-4 within our AGILE framework. These agents also leverage advice-seeking to enhance accuracy, but without RL training, their total scores are lower than `agile-mek7b-ppo`. Finally, through ablation studies, we confirmed the essential roles of memory, reflection, seeking advice, and RL training in achieving high performance. Removing these components leads to a significant drop in total scores, detailed in Table 6.

5 Related work

Table 7: Related work on LLM agents. AGILE stands out as the pioneering work that trains the entire agent using reinforcement learning, incorporating proactive human advice-seeking.

LLM Agent	LLM	SFT	RL	Memory	Tools	Reflection	Proactive Human-agent Interaction
WebGPT [17]	GPT-3	✓	✓	✗	✓	✗	✗
ReAct [44]	PaLM-540b	✓	✗	✓	✓	✗	✗
Reflexion [34]	GPT-3/3.5/4	✗	✗	✓	✓	✓	✗
ChatDev [25]	ChatGPT-turbo-16k	✗	✗	✓	✓	✓	✗
RAP [11]	LLaMA-33b	✗	✗	✓	✗	✗	✗
AutoAct [27]	LLaMA2-70b	✓	✗	✓	✓	✓	✗
TPTU [30]	ChatGPT/InternLM	✗	✗	✓	✓	✓	✗
AGILE (Ours)	Vicuna-13b/Meerkat-7b	✓	✓	✓	✓	✓	✓

LLM agents Large Language Models (LLMs) have demonstrated substantial capabilities in following instructions, reasoning, and planning. Numerous research works, as shown in Table 7, utilizing prompt engineering, have constructed remarkable LLM agents capable of autonomously resolving complex tasks across various environments [23, 38, 1, 25, 3]. Furthermore, extensive works identify key components in the design of LLM agents, including planning [17, 33, 7, 27, 44, 30], tool-use [24, 41, 31], and reflection [34, 16]. In this work, we enable the agent to utilize memory, tools and proactively learn from the environment. We then formulate the entire process within an RL framework so that all agent skills can be jointly optimized end-to-end.

Human-agent interaction Although LLMs face practical challenges, such as hallucination [46] and a lack of long-tail knowledge [12], consulting human experts can help mitigate these issues. Several studies have incorporated human experts into agent workflows. For instance, [45] establishes a static pipeline in which an agent passively accepts advice from a superior LLM. [4, 26] train models to proactively ask questions via behavior cloning. However, these methods ignore the fact that the decision to seek advice must be based on the LLM’s own knowledge and capabilities [47, 14, 10]. [29] use a calibrated version of an LLM’s token probabilities as a confidence measure, yet token probabilities tend to be overconfident [40], and existing calibration methods don’t generalize well to our agent setting when the LLM makes multiple decisions in sequence.

LLM agent benchmarks Several benchmarks have been designed to assess the capabilities of agents. For instance, the Webshop [43] and Mind2Web [6] datasets evaluate agents’ tool usage and planning abilities within a web environment. HotPotQA [42] and TriviaQA [9] focus on agents’ reasoning and tool usage for question answering. ALFWorld [35] examines planning and navigation skills, while ScienceWorld [37] provides an interactive text-based environment to evaluate agents’ scientific aptitude. As illustrated in Table 8, despite these existing benchmarks, none comprehensively addresses all the core challenges of real-world agent applications, such as handling long-tail knowledge, human-agent interaction, long-term memory usage, tool usage, self-evaluation, and reflection. This motivated us to develop ProductQA.

6 Conclusion and future work

In this work, we introduce a novel framework of LLM agents, called AGILE. First, the whole system of AGILE is trained end-to-end by reinforcement learning. Second, AGILE has the ability of seeking advice from external human experts. In addition, we develop a challenging dataset of complex QA, ProductQA, for comprehensive evaluation of an agent’s capabilities. Extensive experiments demonstrate that within our framework, an agent based on a smaller model after RL training can outperform GPT-4.

AGILE is a general agent framework and we can certainly consider multiple extensions of it. An agent can be equipped with more tools, such as multimodal perception, manipulations in physical

Table 8: Benchmarks for evaluating LLM agents. ProductQA features long trajectories, tool use, long-term knowledge accumulation, and cross-task capabilities.

Datasets	Type	Fields	Size	Long Trajectory	Tool Usage	Long-term Knowledge	Cross Task
Webshop [43]	Simulator	Web	12,087	✗	✗	✗	✗
Mind2Web [6]	Simulator	Web	2,350	✗	✗	✗	✓
ALFWorld [35]	Simulator	Navigation	3,827	✗	✗	✗	✓
ScienceWorld [37]	Simulator	Science	7,207	✗	✗	✗	✗
HotPotQA [42]	QA	Wikipedia	112,779	✗	✓	✗	✗
TriviaQA [9]	QA	Web	95,956	✗	✓	✓	✗
ProductQA (ours)	QA	E-commerce	88,229	✓	✓	✓	✓

environments, logical reasoning, among others. We posit that AGILE’s activities can be categorized into two distinct types: utilizing its LLM alone, and integrating the LLM with other tools. These two approaches conceptually align with the human cognitive processes known as System 1 and System 2. Furthermore, AGILE’s memory serves as a repository for the accumulation of experiences and knowledge, which is crucial for self-improvement. Consequently, AGILE offers an architecture for an very powerful agent that has the potential to attain human-level intelligence.

AGILE also includes interactions between the agent and external human experts. The framework can be extended to allow interactions with humans or machine agents in various roles such as students or teachers, and in different formats such as debates or coordination. Furthermore, AGILE can be employed in multi-agent systems.

References

- [1] Andres M Bran, Sam Cox, Oliver Schilter, Carlo Baldassari, Andrew D White, and Philippe Schwaller. Chemcrow: Augmenting large-language models with chemistry tools. *arXiv preprint arXiv:2304.05376*, 2023.
- [2] Tom Brown, Benjamin Mann, Nick Ryder, Melanie Subbiah, Jared D Kaplan, Prafulla Dhariwal, Arvind Neelakantan, Pranav Shyam, Girish Sastry, Amanda Askell, et al. Language models are few-shot learners. *Advances in neural information processing systems*, 33:1877–1901, 2020.
- [3] Guangyao Chen, Siwei Dong, Yu Shu, Ge Zhang, Jaward Sesay, Börje F Karlsson, Jie Fu, and Yemin Shi. Autoagents: A framework for automatic agent generation. *arXiv preprint arXiv:2309.17288*, 2023.
- [4] Xiaoyu Chen, Shenao Zhang, Pushi Zhang, Li Zhao, and Jianyu Chen. Asking before action: Gather information in embodied decision making with language models. *arXiv preprint arXiv:2305.15695*, 2023.
- [5] Wei-Lin Chiang, Zhuohan Li, Zi Lin, Ying Sheng, Zhanghao Wu, Hao Zhang, Lianmin Zheng, Siyuan Zhuang, Yonghao Zhuang, Joseph E. Gonzalez, Ion Stoica, and Eric P. Xing. Vicuna: An open-source chatbot impressing gpt-4 with 90%* chatgpt quality, March 2023.
- [6] Xiang Deng, Yu Gu, Boyuan Zheng, Shijie Chen, Sam Stevens, Boshi Wang, Huan Sun, and Yu Su. Mind2web: Towards a generalist agent for the web. *Advances in Neural Information Processing Systems*, 36, 2024.
- [7] Shibo Hao, Yi Gu, Haodi Ma, Joshua Jiahua Hong, Zhen Wang, Daisy Zhe Wang, and Zhit-ing Hu. Reasoning with language model is planning with world model. *arXiv preprint arXiv:2305.14992*, 2023.
- [8] Di Jin, Eileen Pan, Nassim Oufattole, Wei-Hung Weng, Hanyi Fang, and Peter Szolovits. What disease does this patient have? a large-scale open domain question answering dataset from medical exams. *Applied Sciences*, 11(14):6421, 2021.

- [9] Mandar Joshi, Eunsol Choi, Daniel S Weld, and Luke Zettlemoyer. Triviaqa: A large scale distantly supervised challenge dataset for reading comprehension. *arXiv preprint arXiv:1705.03551*, 2017.
- [10] Saurav Kadavath, Tom Conerly, Amanda Askell, Tom Henighan, Dawn Drain, Ethan Perez, Nicholas Schiefer, Zac Hatfield-Dodds, Nova DasSarma, Eli Tran-Johnson, et al. Language models (mostly) know what they know. *arXiv preprint arXiv:2207.05221*, 2022.
- [11] Tomoyuki Kagaya, Thong Jing Yuan, Yuxuan Lou, Jayashree Karlekar, Sugiri Pranata, Akira Kinose, Koki Oguri, Felix Wick, and Yang You. Rap: Retrieval-augmented planning with contextual memory for multimodal llm agents. *arXiv preprint arXiv:2402.03610*, 2024.
- [12] Nikhil Kandpal, Haikang Deng, Adam Roberts, Eric Wallace, and Colin Raffel. Large language models struggle to learn long-tail knowledge. In *International Conference on Machine Learning*, pages 15696–15707. PMLR, 2023.
- [13] Hyunjae Kim, Hyeon Hwang, Jiwoo Lee, Sihyeon Park, Dain Kim, Taewho Lee, Chanwoong Yoon, Jiwoong Sohn, Donghee Choi, and Jaewoo Kang. Small language models learn enhanced reasoning skills from medical textbooks. *arXiv preprint arXiv:2404.00376*, 2024.
- [14] Lorenz Kuhn, Yarin Gal, and Sebastian Farquhar. Semantic uncertainty: Linguistic invariances for uncertainty estimation in natural language generation. In *The Eleventh International Conference on Learning Representations*, 2022.
- [15] Percy Liang, Rishi Bommasani, Tony Lee, Dimitris Tsipras, Dilara Soylu, Michihiro Yasunaga, Yian Zhang, Deepak Narayanan, Yuhuai Wu, Ananya Kumar, et al. Holistic evaluation of language models. *arXiv preprint arXiv:2211.09110*, 2022.
- [16] Aman Madaan, Niket Tandon, Prakhar Gupta, Skyler Hallinan, Luyu Gao, Sarah Wiegrefe, Uri Alon, Nouha Dziri, Shrimai Prabhunoye, Yiming Yang, et al. Self-refine: Iterative refinement with self-feedback. *Advances in Neural Information Processing Systems*, 36, 2024.
- [17] Reiichiro Nakano, Jacob Hilton, Suchir Balaji, Jeff Wu, Long Ouyang, Christina Kim, Christopher Hesse, Shantanu Jain, Vineet Kosaraju, William Saunders, et al. Webgpt: Browser-assisted question-answering with human feedback. *arXiv preprint arXiv:2112.09332*, 2021.
- [18] Jianmo Ni, Jiacheng Li, and Julian McAuley. Justifying recommendations using distantly-labeled reviews and fine-grained aspects. In *Proceedings of the 2019 conference on empirical methods in natural language processing and the 9th international joint conference on natural language processing (EMNLP-IJCNLP)*, pages 188–197, 2019.
- [19] Harsha Nori, Nicholas King, Scott Mayer McKinney, Dean Carignan, and Eric Horvitz. Capabilities of gpt-4 on medical challenge problems. *arXiv preprint arXiv:2303.13375*, 2023.
- [20] Harsha Nori, Yin Tat Lee, Sheng Zhang, Dean Carignan, Richard Edgar, Nicolo Fusi, Nicholas King, Jonathan Larson, Yuanzhi Li, Weishung Liu, Renqian Luo, Scott Mayer McKinney, Robert Osazuwa Ness, Hoifung Poon, Tao Qin, Naoto Usuyama, Chris White, and Eric Horvitz. Can generalist foundation models outcompete special-purpose tuning? case study in medicine, 2023.
- [21] OpenAI. Gpt-4 technical report. *ArXiv*, 2023.
- [22] Ankit Pal, Logesh Kumar Umapathi, and Malaikannan Sankarasubbu. Medmcqa: A large-scale multi-subject multi-choice dataset for medical domain question answering. In *Conference on health, inference, and learning*, pages 248–260. PMLR, 2022.
- [23] Joon Sung Park, Joseph O’Brien, Carrie Jun Cai, Meredith Ringel Morris, Percy Liang, and Michael S Bernstein. Generative agents: Interactive simulacra of human behavior. In *Proceedings of the 36th Annual ACM Symposium on User Interface Software and Technology*, pages 1–22, 2023.
- [24] Shishir G Patil, Tianjun Zhang, Xin Wang, and Joseph E Gonzalez. Gorilla: Large language model connected with massive apis. *arXiv preprint arXiv:2305.15334*, 2023.

- [25] Chen Qian, Xin Cong, Cheng Yang, Weize Chen, Yusheng Su, Juyuan Xu, Zhiyuan Liu, and Maosong Sun. Communicative agents for software development. *arXiv preprint arXiv:2307.07924*, 2023.
- [26] Cheng Qian, Bingxiang He, Zhong Zhuang, Jia Deng, Yujia Qin, Xin Cong, Yankai Lin, Zhong Zhang, Zhiyuan Liu, and Maosong Sun. Tell me more! towards implicit user intention understanding of language model driven agents. *arXiv preprint arXiv:2402.09205*, 2024.
- [27] Shuofei Qiao, Ningyu Zhang, Runnan Fang, Yujie Luo, Wangchunshu Zhou, Yuchen Eleanor Jiang, Chengfei Lv, and Huajun Chen. Autoact: Automatic agent learning from scratch via self-planning. *arXiv preprint arXiv:2401.05268*, 2024.
- [28] Nils Reimers and Iryna Gurevych. Sentence-bert: Sentence embeddings using siamese bert-networks, 2019.
- [29] Allen Z Ren, Anushri Dixit, Alexandra Bodrova, Sumeet Singh, Stephen Tu, Noah Brown, Peng Xu, Leila Takayama, Fei Xia, Jake Varley, et al. Robots that ask for help: Uncertainty alignment for large language model planners. *arXiv preprint arXiv:2307.01928*, 2023.
- [30] Jingqing Ruan, Yihong Chen, Bin Zhang, Zhiwei Xu, Tianpeng Bao, Guoqing Du, Shiwei Shi, Hangyu Mao, Xingyu Zeng, and Rui Zhao. Tptu: Task planning and tool usage of large language model-based ai agents. *arXiv preprint arXiv:2308.03427*, 2023.
- [31] Timo Schick, Jane Dwivedi-Yu, Roberto Dessì, Roberta Raileanu, Maria Lomeli, Eric Hambro, Luke Zettlemoyer, Nicola Cancedda, and Thomas Scialom. Toolformer: Language models can teach themselves to use tools. *Advances in Neural Information Processing Systems*, 36, 2024.
- [32] John Schulman, Filip Wolski, Prafulla Dhariwal, Alec Radford, and Oleg Klimov. Proximal policy optimization algorithms. *arXiv preprint arXiv:1707.06347*, 2017.
- [33] Yongliang Shen, Kaitao Song, Xu Tan, Dongsheng Li, Weiming Lu, and Yueting Zhuang. Hugginggpt: Solving ai tasks with chatgpt and its friends in hugging face. *Advances in Neural Information Processing Systems*, 36, 2024.
- [34] Noah Shinn, Federico Cassano, Ashwin Gopinath, Karthik Narasimhan, and Shunyu Yao. Reflexion: Language agents with verbal reinforcement learning. *Advances in Neural Information Processing Systems*, 36, 2024.
- [35] Mohit Shridhar, Xingdi Yuan, Marc-Alexandre Cote, Yonatan Bisk, Adam Trischler, and Matthew Hausknecht. AlfworlD: Aligning text and embodied environments for interactive learning. In *International Conference on Learning Representations*, 2020.
- [36] Guanzhi Wang, Yuqi Xie, Yunfan Jiang, Ajay Mandlekar, Chaowei Xiao, Yuke Zhu, Linxi Fan, and Anima Anandkumar. Voyager: An open-ended embodied agent with large language models. *arXiv preprint arXiv:2305.16291*, 2023.
- [37] Ruoyao Wang, Peter Jansen, Marc-Alexandre Côté, and Prithviraj Ammanabrolu. Science-World: Is your agent smarter than a 5th grader? In Yoav Goldberg, Zornitsa Kozareva, and Yue Zhang, editors, *Proceedings of the 2022 Conference on Empirical Methods in Natural Language Processing*, pages 11279–11298, Abu Dhabi, United Arab Emirates, December 2022. Association for Computational Linguistics.
- [38] Zihao Wang, Shaofei Cai, Guanzhou Chen, Anji Liu, Xiaojian Ma, and Yitao Liang. Describe, explain, plan and select: Interactive planning with large language models enables open-world multi-task agents. *arXiv preprint arXiv:2302.01560*, 2023.
- [39] Jason Wei, Xuezhi Wang, Dale Schuurmans, Maarten Bosma, Fei Xia, Ed Chi, Quoc V Le, Denny Zhou, et al. Chain-of-thought prompting elicits reasoning in large language models. *Advances in neural information processing systems*, 35:24824–24837, 2022.
- [40] Miao Xiong, Zhiyuan Hu, Xinyang Lu, Yifei Li, Jie Fu, Junxian He, and Bryan Hooi. Can llms express their uncertainty? an empirical evaluation of confidence elicitation in llms. *arXiv preprint arXiv:2306.13063*, 2023.

- [41] Zhengyuan Yang, Linjie Li, Jianfeng Wang, Kevin Lin, Ehsan Azarnasab, Faisal Ahmed, Zicheng Liu, Ce Liu, Michael Zeng, and Lijuan Wang. Mm-react: Prompting chatgpt for multimodal reasoning and action. *arXiv preprint arXiv:2303.11381*, 2023.
- [42] Zhilin Yang, Peng Qi, Saizheng Zhang, Yoshua Bengio, William W Cohen, Ruslan Salakhutdinov, and Christopher D Manning. Hotpotqa: A dataset for diverse, explainable multi-hop question answering. *arXiv preprint arXiv:1809.09600*, 2018.
- [43] Shunyu Yao, Howard Chen, John Yang, and Karthik Narasimhan. Webshop: Towards scalable real-world web interaction with grounded language agents. *Advances in Neural Information Processing Systems*, 35:20744–20757, 2022.
- [44] Shunyu Yao, Jeffrey Zhao, Dian Yu, Nan Du, Izhak Shafran, Karthik Narasimhan, and Yuan Cao. React: Synergizing reasoning and acting in language models. *arXiv preprint arXiv:2210.03629*, 2022.
- [45] Qiang Zhang, Jason Naradowsky, and Yusuke Miyao. Ask an expert: Leveraging language models to improve strategic reasoning in goal-oriented dialogue models. *arXiv preprint arXiv:2305.17878*, 2023.
- [46] Yue Zhang, Yafu Li, Leyang Cui, Deng Cai, Lemao Liu, Tingchen Fu, Xinting Huang, Enbo Zhao, Yu Zhang, Yulong Chen, et al. Siren’s song in the ai ocean: a survey on hallucination in large language models. *arXiv preprint arXiv:2309.01219*, 2023.
- [47] Kaitlyn Zhou, Dan Jurafsky, and Tatsunori Hashimoto. Navigating the grey area: Expressions of overconfidence and uncertainty in language models. *arXiv e-prints*, pages arXiv–2302, 2023.

Appendix

A	Session-level optimization algorithm	15
B	Implementation details of AGILE	16
B.1	ProductQA	16
B.2	MedMCQA	17
B.3	Defining proxy reward for RL	17
C	Tables	18
D	Case study	21
E	Development of the ProductQA dataset	24
E.1	Product collection	24
E.2	Annotation guidelines	24
F	Prompt templates	25

A Session-level optimization algorithm

Assume that the entire trajectory τ can be partitioned into sub-trajectories $(\tau_1, \tau_2, \dots, \tau_n)$, each referred to as a *session*. For session i , let \mathcal{S}_i denote its initial state, where c_i is the LLM context before the session starts, and m_i is the memory before the session starts. In this section, we will explain how to transform a trajectory-level RL optimization algorithm into a session-level RL optimization algorithm.

Let $r(\tau)$ represent the total reward of trajectory τ , and let π_θ be a policy parameterized by θ . The optimization objective is to maximize the following expectation:

$$R(\theta) = \mathbb{E}_{\tau \sim \pi_\theta} [r(\tau)]. \quad (1)$$

For an arbitrary session index i , the trajectory $\tau \sim \pi_\theta$ can be sampled in three stages: $\tau_{1:i-1}$, τ_i , and $\tau_{i+1:n}$. These stages represent the sub-trajectory from session 1 to $i-1$, the sub-trajectory for session i , and the sub-trajectory from session $i+1$ to n , respectively. Accordingly, we have

$$\begin{aligned} R(\theta) &= \mathbb{E}_{\tau_{1:i-1} \sim \pi_\theta} \left[\mathbb{E}_{\tau_i \sim \pi_\theta(\cdot | \mathcal{S}_i)} \left[\mathbb{E}_{\tau_{i+1:n} \sim \pi_\theta(\cdot | \mathcal{S}_{i+1})} [r(\tau_{1:i-1}) + r(\tau_i) + r(\tau_{i+1:n})] \right] \right] \\ &= \mathbb{E}_{\tau_{1:i-1} \sim \pi_\theta} \left[r(\tau_{1:i-1}) + \mathbb{E}_{\tau_i \sim \pi_\theta(\cdot | \mathcal{S}_i)} [r(\tau_i) + V_{\pi_\theta}(\mathcal{S}_{i+1})] \right]. \end{aligned} \quad (2)$$

Here, \mathcal{S}_i and \mathcal{S}_{i+1} denote the initial states of sessions i and $i+1$ respectively. The term $r(\tau_{1:i-1})$ represents the total reward accumulated from session 1 to $i-1$, while $r(\tau_i)$ is the reward obtained in session i . Additionally, $V_{\pi_\theta}(\mathcal{S}_{i+1})$ represents the value function at state \mathcal{S}_{i+1} with respect to policy π_θ , indicating the expected total reward the agent expects to receive in the future. Averaging over all session indices, Eq. (2) gives:

$$R(\theta) = \frac{1}{n} \sum_{i=1}^n \mathbb{E}_{\tau_{1:i-1} \sim \pi_\theta} \left[r(\tau_{1:i-1}) + \mathbb{E}_{\tau_i \sim \pi_\theta(\cdot | \mathcal{S}_i)} [r(\tau_i) + V_{\pi_\theta}(\mathcal{S}_{i+1})] \right]. \quad (3)$$

In Eq. (3), the parameter θ appears in three places – two expectations and a value function – making optimization challenging. To simplify the problem, we assume a base policy θ_k and define a proximal objective $R(\theta|\theta_k)$, where θ only appears in the session-level expectation:

$$R(\theta|\theta_k) = \frac{1}{n} \sum_{i=1}^n \mathbb{E}_{\tau_{1:i-1} \sim \pi_{\theta_k}} \left[r(\tau_{1:i-1}) + \mathbb{E}_{\tau_i \sim \pi_\theta(\cdot | \mathcal{S}_i)} [r(\tau_i) + V_{\pi_{\theta_k}}(\mathcal{S}_{i+1})] \right]. \quad (4)$$

$R(\theta|\theta_k)$ is an approximation to $R(\theta)$ in the neighborhood of θ_k . If we employ an iterative optimization procedure:

1. Initialize θ_0 from a reference policy (obtained through SFT).
2. For $k = 0, 1, 2, \dots$, compute $\theta_{k+1} \leftarrow \arg \max_{\theta} R(\theta|\theta_k)$.

Then θ will converge to an (at least locally) optimal policy.

Now we are ready to illustrate why the optimization of $R(\theta|\theta_k)$ can be solved at the session level. Notice that

$$\begin{aligned} R(\theta|\theta_k) &= \frac{1}{n} \sum_{i=1}^n \mathbb{E}_{\tau_{1:i-1} \sim \pi_{\theta_k}} \left[\mathbb{E}_{\tau_i \sim \pi_\theta(\cdot | \mathcal{S}_i)} [r(\tau_i) + V_{\pi_{\theta_k}}(\mathcal{S}_{i+1}) - V_{\pi_{\theta_k}}(\mathcal{S}_i)] \right] \\ &\quad + \mathbb{E}_{\tau_{1:i-1} \sim \pi_{\theta_k}} [r(\tau_{1:i-1}) + V_{\pi_{\theta_k}}(\mathcal{S}_i)] \\ &= \frac{1}{n} \sum_{i=1}^n \mathbb{E}_{\tau_{1:i-1} \sim \pi_{\theta_k}} \left[\mathbb{E}_{\tau_i \sim \pi_\theta(\cdot | \mathcal{S}_i)} [r(\tau_i) + V_{\pi_{\theta_k}}(\mathcal{S}_{i+1}) - V_{\pi_{\theta_k}}(\mathcal{S}_i)] \right] + \mathbb{E}_{\tau_i \sim \pi_{\theta_k}} [r(\tau)] \end{aligned}$$

On the right-hand side, the first term involves two sampling steps. The first step samples $\tau_{1:i-1} \sim \pi_{\theta_k}$. The inner terms inside the expectation only depend on \mathcal{S}_i , thus we can replace it by $\mathcal{S}_i \sim \pi_{\theta_k}$. The second term on the right-hand side is a constant independent of θ . As a result, if we define a *proxy reward*:

$$\tilde{r}_k(\tau_i) := r(\tau_i) + (V_{\pi_{\theta_k}}(\mathcal{S}_{i+1}) - V_{\pi_{\theta_k}}(\mathcal{S}_i)). \quad (5)$$

Algorithm 1 Session-level optimization

- 1: Initialize θ_0 from a reference policy (obtained through SFT).
 - 2: **for** $k \leftarrow 0, 1, 2, \dots$ **do**
 - 3: Sample a set of trajectories from π_{θ_k} , denote the set by T .
 - 4: Define or fit a state advantage function from T .
 - 5: **for** each $\tau \in T$ **do**
 - 6: Partition it into sessions $(\tau_1, \tau_2, \dots, \tau_n)$.
 - 7: **for** each τ_i **do**
 - 8: Evaluate $\tilde{r}_k(\tau_i)$ by Eq. (5) with the above state advantage function.
 - 9: **end for**
 - 10: **end for**
 - 11: Treat all sessions as independent, then employ an optimization algorithm (such as PPO) to obtain a new policy θ_{k+1} by maximizing Eq. (6).
 - 12: **end for**
-

Then, we have

$$R(\theta|\theta_k) = \frac{1}{n} \sum_{i=1}^n \mathbb{E}_{\mathcal{S}_i \sim \pi_{\theta_k}} [\mathbb{E}_{\tau_i \sim \pi_{\theta}(\cdot|\mathcal{S}_i)} [\tilde{r}_k(\tau_i)]] + \text{constant}. \quad (6)$$

By Eq. (6), $R(\theta|\theta_k)$ can be optimized by maximizing the average expected proxy reward for each session. The term $A_i := V_{\pi_{\theta_k}}(\mathcal{S}_{i+1}) - V_{\pi_{\theta_k}}(\mathcal{S}_i)$ measures the advantage of state \mathcal{S}_{i+1} over state \mathcal{S}_i with respect to a policy; thus, we call it the *state advantage function*. This function can be either defined by heuristics or fitted by a neural network. In the latter case, one needs to sample trajectories from π_{θ_k} , evaluate their rewards, and then use the (state, reward-to-go) pairs to train an estimator for the value function $V_{\pi_{\theta_k}}$.

Finally, we present the session-level optimization algorithm as Algorithm 1. In this algorithm, the state advantage function is the only component that concerns inter-session correlation. While the algorithm is iterative, we anticipate that in practice, the outer loop will require only a few iterations to converge.

B Implementation details of AGILE

B.1 ProductQA

Implementation of [GetQuestion] This function prompts the user for a new question and appends it to the LLM context. Every question is raised for a specific product, thus it has an associated product ID. Based on this ID, the function also appends the product information table’s schema and the product metadata to the context.

Implementation of [RetrieveMemory] This function employs the provided question as a query to retrieve the most relevant historical QA pair and the most relevant knowledge entry from the agent’s memory. To safeguard sensitive data from sellers, the agent is restricted to accessing QA records exclusively for the queried product from historical interactions. However, it is permitted to retrieve general knowledge from the whole trajectory since this information is not seller-specific. We utilize an embedding-based retrieval method, specifically employing the all-MiniLM-L6-v2 model [28] as the embedding model.

Implementation of [SearchProdcut] This function utilizes the LLM to predict a SQL query based on the context, and then invoke a MySQL execution engine. It appends the result to the LLM context. If there is an execution error, then the error is appended to the context too.

Implementation of [SeekAdvice] This requests for human expert advice and append it to the LLM context. In our implementation, the human expert simply returns the ground truth long answer from the ProductQA dataset.

Implementation of [PredictAnswer] This function passes control to the LLM to continue generating a long answer and a short answer.

Implementation of [Reflection] This function passes control to the LLM to continue generating a reflection result.

Training Data Generation We generate training data on a session-by-session basis, where each session consists of a QA pair. A session begins with an initial memory, consisting of historical QA pairs and knowledge entries accumulated from previous sessions. Recall that the [RetrieveMemory] function retrieves only the most relevant QA pair and knowledge entry per session. Thus, in constructing training memories, it suffices to put the retrieved QA pair and the retrieved knowledge entry into the memory. We select them in the following stochastic way: the retrieved QA pair can be the most relevant QA pair from the training set, or a random QA pair, or omitted entirely; similarly for the retrieved knowledge entry.

Based on the initial memory, we generate trajectories by following the agent workflow detailed in Section 4.1. Each trajectory begins with [GetUserQuestion] and [RetrieveMemory]. For QAs classified as Search-QA, a [SearchProduct] function is appended, followed by the corresponding SQL query and its execution result. For other QA types, if an associated knowledge entry exists and is successfully retrieved, the trajectory will extend with a [PredictAnswer] call with the ground truth answer as its result. If the knowledge entry is not retrieved or is absent, we use GPT-4 to evaluate whether the question can be answered with the available context. If affirmative, a [PredictAnswer] with the ground truth answer is appended. Otherwise, the trajectory extends with a [SeekAdvice] call with the ground truth answer as the advice, and a [Reflection] call, where the reflection result is the knowledge entry if it exists, or "no information" if not. Then the reflection result is appended to the memory via [UpdateMemory]. Finally, the trajectory is concluded by [SubmitAnswer].

In this way, we constructed 55,772 session-level trajectories in total, from 6 training tasks in ProductQA. This data is used for imitation learning. In PPO training, we reuse the initial memory data, while the session-level trajectories are generated by the model itself.

B.2 MedMCQA

For MedMCQA, the memory is initialized with all QA pairs from the training set, simulating that the agent has processed the training set before reaching the test set. We also add a knowledge entry for each QA pair, obtained through GPT-4 reflection (see Figure 11 for the prompt).

Training data generation We sample a subset of training data from MedMCQA to construct session-level trajectories. Each trajectory begins with [GetUserQuestion] and [RetrieveMemory]. The [RetrieveMemory] function retrieves the five most relevant QA pairs and pieces of knowledge from the initial memory, using the same embedding similarity search method employed in ProductQA. Then, we prompt GPT-4 to predict an answer with chain-of-thought reasoning. If the GPT-4 answer is correct, we append a [PredictAnswer] call, the GPT-4 chain-of-thought, and the ground-truth answer to the trajectory. If the GPT-4 answer is wrong, which suggests that the question is hard, we append a [SeekAdvice] call with the ground-truth answer, followed by a [Reflection] call with the reflection result generated by GPT-4. Then the reflection result is appended to the memory via [UpdateMemory]. Finally, the trajectory is concluded by [SubmitAnswer]. In this way, we obtain 23,015 session-level trajectories in total.

B.3 Defining proxy reward for RL

In the question-answering tasks, sessions are not independent. Actions taken in earlier sessions can influence memory, creating lasting effects on subsequent sessions. As illustrated in Equation (5), the term $A_i := V_{\pi_{\theta_k}}(\mathcal{S}_{i+1}) - V_{\pi_{\theta_k}}(\mathcal{S}_i)$ measures the advantage of state \mathcal{S}_{i+1} over state \mathcal{S}_i (note that \mathcal{S}_i here represents the initial state of session i). In our experiment setting, if the agent predicts [SeekAdvice], it will receive expert advice, extract some knowledge by reflection, and write that knowledge to the memory. Intuitively, A_i should increase if the new knowledge is useful in subsequent sessions, and it should decrease if there is already a lot of similar knowledge in the

memory at the start of session i . Hence, we use the following heuristic definition,

$$A_i = \beta \frac{\mathbb{I}(N_{i+1:n}(q_i) > 0)}{M_{1:i-1}(q_i) + 1}, \quad (7)$$

where q_i represents the user question in session i ; $N_{i+1:n}(q_i)$ represents the number of user questions in session $i + 1$ to session n that are similar enough to q_i ; $M_{0:i-1}(q_i)$ represents the number of user questions in session 1 to session $i - 1$ that are both similar enough to q_i and added to the memory; $\mathbb{I}(\cdot)$ is the indicator function. β is a hyperparameter, we set $\beta = 0.1$ by default.

C Tables

Table 9: Statistics of the ProductQA dataset. # Products indicates the number of products within each group. # Fact-QA, # Search-QA and # Reasoning-QA display the respective numbers of QA pairs categorized as Fact-QA, Search-QA, and Reasoning-QA.

	Groups	# Products	# Fact-QA	# Search-QA	# Reasoning-QA	Total
Train	Blades	20	2,147	769	631	3,547
	Headlight Bulbs	20	1,767	644	463	2,874
	Cell Phones	20	1,636	761	374	2,771
	Portable Power Banks	20	3,344	673	500	4,517
	Dresses	20	2,287	738	263	3,288
	Everyday Bras	20	1,942	684	336	2,962
	Wrist Watches	20	2,169	757	389	3,315
	Blu-ray Players	20	1,630	688	572	2,890
	Camera Lenses	20	1,859	769	1,025	3,653
	Headphones	20	5,432	766	583	6,781
	Mice	20	5,653	490	294	6,437
	Point & Shoot Digital Cameras	20	1,696	722	565	2,983
	Coffee Machines	20	4,184	681	638	5,503
	Digital Scales	20	2,724	391	682	3,797
	Space Heaters	20	2,283	674	498	3,455
	Printers	20	1,431	760	489	2,680
	Litter	20	1,860	753	507	3,120
	Grips	20	1,771	713	413	2,897
	Gun Holsters	20	1,679	94	1,362	3,135
	Handheld Flashlights	20	2,009	768	482	3,259
	Total	400	49,503	13,295	11,066	73,864
Test	Leggings	20	969	743	527	2,239
	Camera Cases	20	975	706	898	2,579
	Motherboards	20	989	736	826	2,551
	All Pans	20	973	747	275	1,995
	Rollerball Pens	20	967	760	603	2,330
	Rifle Scopes	17	979	714	978	2,671
		Total	117	5,852	4,406	4,107

Table 10: Detail performance of our methods and other baselines on six test product groups of ProductQA. X-prompt represents directly prompting the model X; agile-X-Y represents incorporating the model X within the AGILE framework, while Y represents prompting or PPO training. The Short and Long stand for the results evaluated on short answers and long answers, respectively. The seeking advice cost is $c = 0.3$. The best total scores are highlighted in bold.

Group	gpt3.5-prompt		gpt4-prompt		agile-vicuna-13b-prompt		agile-gpt3.5-prompt		agile-gpt4-prompt		agile-vic7b-ppo(ours)		agile-vic13b-ppo(ours)	
	Short	Long	Short	Long	Short	Long	Short	Long	Short	Long	Short	Long	Short	Long
Camera Cases	Advice Rate ↓	-	-	-	0.182	0.182	0.313	0.313	0.175	0.175	0.199	0.199	0.263	0.263
	Accuracy ↑	0.200	0.320	0.385	0.495	0.182	0.330	0.537	0.644	0.775	0.791	0.818	0.860	0.841
	Total Score ↑	-	-	-	-	0.127	0.275	0.443	0.550	0.722	0.738	0.758	0.716	0.781
Leggings	Advice Rate ↓	-	-	-	0.154	0.154	0.359	0.359	0.200	0.200	0.201	0.201	0.251	0.251
	Accuracy ↑	0.181	0.306	0.503	0.594	0.154	0.267	0.497	0.646	0.766	0.790	0.837	0.876	0.885
	Total Score ↑	-	-	-	-	0.108	0.221	0.389	0.538	0.706	0.730	0.777	0.774	0.801
All Pans	Advice Rate ↓	-	-	-	0.167	0.167	0.336	0.336	0.220	0.220	0.184	0.184	0.220	0.220
	Accuracy ↑	0.201	0.297	0.470	0.538	0.167	0.272	0.506	0.605	0.784	0.804	0.843	0.866	0.869
	Total Score ↑	-	-	-	-	0.117	0.222	0.405	0.504	0.718	0.738	0.788	0.776	0.800
Rollerball Pens	Advice Rate ↓	-	-	-	0.130	0.130	0.333	0.333	0.231	0.231	0.162	0.162	0.212	0.212
	Accuracy ↑	0.193	0.271	0.449	0.573	0.130	0.242	0.482	0.627	0.767	0.808	0.776	0.816	0.824
	Total Score ↑	-	-	-	-	0.091	0.203	0.382	0.527	0.698	0.739	0.727	0.720	0.752
Motherboards	Advice Rate ↓	-	-	-	0.214	0.214	0.303	0.303	0.225	0.225	0.162	0.162	0.235	0.235
	Accuracy ↑	0.253	0.431	0.511	0.637	0.215	0.337	0.525	0.686	0.815	0.855	0.835	0.877	0.882
	Total Score ↑	-	-	-	-	0.151	0.273	0.434	0.595	0.747	0.788	0.786	0.782	0.806
Rifle Scopes	Advice Rate ↓	-	-	-	0.197	0.197	0.293	0.293	0.198	0.198	0.167	0.167	0.216	0.216
	Accuracy ↑	0.187	0.306	0.463	0.587	0.197	0.313	0.502	0.657	0.770	0.806	0.802	0.828	0.822
	Total Score ↑	-	-	-	-	0.138	0.254	0.414	0.569	0.711	0.747	0.752	0.710	0.763
Average	Advice Rate ↓	-	-	-	0.174	0.174	0.323	0.323	0.208	0.208	0.179	0.179	0.233	0.233
	Accuracy ↑	0.202	0.322	0.464	0.571	0.174	0.294	0.508	0.644	0.780	0.809	0.818	0.854	0.854
	Total Score ↑	-	-	-	-	0.122	0.242	0.411	0.547	0.718	0.747	0.764	0.746	0.784

Table 11: Ablation study on ProductQA test tasks. **w/o Reflection** represents removing the reflection function. **w/o Memory** represents prohibiting memory component. **w/o Advice** represents removing the seeking advice function. **Non-adapt advice** represents seeking advice in the same number with agile-vic13b-ppo at the beginning of trajectory. **w/o Tool-Use** represents removing the search product function. **w/o RL** represents the agile-vic13b-sft. The best scores are highlighted in bold.

Group		w/o Reflection	w/o Memory	w/o Advice	Non-adapt Advice	w/o Tool-Use	w/o RL	agile-vic-13b-ppo
Camera Cases	Advice Rate ↓	0.335	0.459	0.000	0.263	0.452	0.295	0.263
	Accuracy ↑	0.851	0.869	0.735	0.827	0.870	0.849	0.860
	Total Score ↑	0.750 _(-4.1%)	0.731 _(-6.8%)	0.735 _(-6.3%)	0.748 _(-4.4%)	0.734 _(-6.4%)	0.760 _(-2.8%)	0.781
Leggings	Advice Rate ↓	0.276	0.437	0.000	0.251	0.529	0.290	0.251
	Accuracy ↑	0.874	0.902	0.762	0.828	0.880	0.867	0.876
	Total Score ↑	0.791 _(-1.3%)	0.771 _(-3.9%)	0.762 _(-5.1%)	0.753 _(-6.4%)	0.721 _(-11.1%)	0.780 _(-2.7%)	0.801
All Pans	Advice Rate ↓	0.263	0.413	0.000	0.220	0.550	0.225	0.220
	Accuracy ↑	0.867	0.900	0.759	0.818	0.877	0.855	0.866
	Total Score ↑	0.788 _(-1.5%)	0.776 _(-3.1%)	0.759 _(-5.4%)	0.752 _(-6.4%)	0.712 _(-12.4%)	0.788 _(-1.5%)	0.800
Rollerball Pens	Advice Rate ↓	0.237	0.378	0.000	0.212	0.501	0.220	0.212
	Accuracy ↑	0.818	0.843	0.727	0.785	0.868	0.812	0.816
	Total Score ↑	0.747 _(-0.7%)	0.730 _(-3.0%)	0.727 _(-3.4%)	0.721 _(-4.3%)	0.718 _(-4.7%)	0.746 _(-0.8%)	0.752
Motherboards	Advice Rate ↓	0.270	0.368	0.000	0.235	0.483	0.285	0.235
	Accuracy ↑	0.878	0.886	0.766	0.829	0.873	0.871	0.877
	Total Score ↑	0.797 _(-1.1%)	0.776 _(-3.9%)	0.766 _(-5.2%)	0.758 _(-6.3%)	0.728 _(-10.7%)	0.786 _(-2.5%)	0.806
Rifle Scopes	Advice Rate ↓	0.237	0.385	0.000	0.216	0.440	0.221	0.216
	Accuracy ↑	0.824	0.858	0.733	0.783	0.824	0.805	0.828
	Total Score ↑	0.753 _(-1.3%)	0.742 _(-2.8%)	0.733 _(-4.1%)	0.718 _(-6.3%)	0.692 _(-10.3%)	0.739 _(-3.2%)	0.763
Average	Advice Rate ↓	0.270	0.407	0.000	0.233	0.492	0.256	0.233
	Accuracy ↑	0.852	0.876	0.747	0.812	0.865	0.843	0.854
	Total Score ↑	0.771 _(-1.7%)	0.754 _(-4.0%)	0.747 _(-5.0%)	0.742 _(-5.7%)	0.717 _(-9.3%)	0.766 _(-2.3%)	0.784

Table 12: Performance of the model (agile-vic13b-ppo) trained on different seeking advice cost settings.

Group		Seeking Advice Cost				
		0.5	0.4	0.3	0.2	0.1
Camera Cases	Advice Rate	0.108	0.189	0.263	0.339	0.458
	Accuracy	0.806	0.829	0.860	0.885	0.929
Leggings	Advice Rate	0.098	0.188	0.251	0.317	0.464
	Accuracy	0.824	0.844	0.876	0.877	0.921
All Pans	Advice Rate	0.094	0.163	0.220	0.262	0.384
	Accuracy	0.813	0.845	0.866	0.889	0.926
Rollerball Pens	Advice Rate	0.100	0.163	0.212	0.264	0.406
	Accuracy	0.780	0.799	0.816	0.829	0.891
Motherboards	Advice Rate	0.103	0.162	0.235	0.307	0.443
	Accuracy	0.825	0.839	0.877	0.901	0.941
Rifle Scopes	Advice Rate	0.087	0.144	0.216	0.257	0.385
	Accuracy	0.780	0.797	0.828	0.845	0.897
Average	Advice Rate	0.098	0.168	0.233	0.291	0.423
	Accuracy	0.805	0.825	0.854	0.871	0.918

D Case study

Case #1, illustrated in Table 13, provides a specific example demonstrating how `agile-vic13b-ppo` proactively seeks advice from a human expert for questions it cannot answer. Furthermore, it leverages reflection to extract general knowledge from the expert's responses, which can then be applied in future QA sessions.

Case #2, shown in Table 14, demonstrates how `agile-vic13b-ppo` utilizes tools to address product recommendation questions.

Table 13: Case #1 from ag11e-vic13b-ppo on the test task, camera cases group, in ProductQA. ✓ represents correct responses. Our agent proactively seeks advice from human experts at session 313 and summarizes a piece of general knowledge by reflection. In the following sessions, the agent leverages this knowledge to successfully answer three questions for different products at sessions 721, 1265, and 1364, respectively. It demonstrates the effectiveness of seeking advice and reflection.

Session	Context	Action	Reflection / Answer
313	<p>Answer users' [Question] about product B00PV0IEDY based on the following three types of information:</p> <ol style="list-style-type: none"> 1. [Product Metadata] ... 'Carrying Options': 'backpack straps' ... 2. [Memory] Existing knowledge in your memory about camera_cases. camera cases with no tripod mount are not suitable for scenarios where a stable camera setup is crucial, such as long-exposure photography or macro work where camera shake can significantly impact image quality. 3.[History] ... <p>Question: Is the camera case designed for prolonged travel and capable of withstanding heavy loads?</p>	<p>Seek Advice</p>	<p>Human Expert: Certainly, the backpack straps on the camera case are designed for comfort even when carrying heavier loads. These straps enable ergonomic weight distribution, making the case ideal for prolonged travel. ✓</p> <p>Reflection: Camera cases with backpack straps feature ergonomic designs that help distribute the weight of the camera equipment across the user's back, reducing strain and increasing comfort during transport.</p>
721	<p>Answer users' [Question] about product B000WH86BQ ...</p> <ol style="list-style-type: none"> 1. [Product Metadata] ... 'Carrying Options': 'backpack straps' ... 2. [Memory] Existing knowledge in your memory about camera_cases. Camera cases with backpack straps feature ergonomic designs that help distribute the weight of the camera equipment across the user's back ... 3.[History] ... <p>Question: Is the camera case suitable for extended journeys and potentially heavy loads?</p>	<p>Predict Answer</p>	<p>Answer: The case is designed to be adjustable and has padded straps which makes it suitable for long-term use with heavy equipment. ✓</p>
1265	<p>Answer users' [Question] about product B005J09OXU ...</p> <ol style="list-style-type: none"> 1. [Product Metadata] ... 'Carrying Options': 'backpack straps' ... 2. [Memory] Existing knowledge in your memory about camera_cases. Camera cases with backpack straps feature ergonomic designs that help distribute the weight of the camera equipment across the user's back ... 3.[History] ... <p>Question: Will this camera case enhance the comfort of transporting my gear on treks?</p>	<p>Predict Answer</p>	<p>Answer: Certainly, a camera case with backpack straps is engineered to evenly distribute the weight across your shoulders, improving ergonomics and comfort. This is particularly beneficial for reducing fatigue and strain during prolonged activities like treks. ✓</p>
1364	<p>Answer users' [Question] about product B000YA33DC ...</p> <ol style="list-style-type: none"> 1. [Product Metadata] ... 'Carrying Options': 'backpack straps' ... 2. [Memory] Existing knowledge in your memory about camera_cases. Camera cases with backpack straps feature ergonomic designs that help distribute the weight of the camera equipment across the user's back ... 3.[History] ... <p>Question: Does this camera case facilitate easier transportation when I frequently travel?</p>	<p>Predict Answer</p>	<p>Answer: Certainly, the backpack straps on this camera case not only simplify the process of carrying but also evenly distribute the weight, making it an ideal option for those who are frequently on the move and prefer a more comfortable and balanced carrying solution. ✓</p>

Table 14: Case #2 from ag11e-vic13b-ppo on the ProductQA test set. ✓ represents correct responses. By leveraging SQL searching tools, agent successfully find the correct product to recommend to users.

Session	Context	Action	Output
918	<p>Answer users' [Question] about product B00FUHWWE5M based on the following three types of information:</p> <ol style="list-style-type: none"> 1. [Product Metadata] provides metadata about product B00FUHWWE5M from the leggings database. The schema of the leggings database is outlined below (in the format field[unit](value1, value2, ...)). <pre>price[dollar] brand(Jescakoo, QZUnique, ...) warmth(hot,moderate,cool) ... 2. [Memory] ... 3. [History] ...</pre> <p>... Question: I've heard good things about <u>QZUnique</u>. Spit out the first leggings you have from them. ...</p>	<p>Search Product</p>	<p>SQL: SELECT product_id FROM "leggings" WHERE brand = "QZUnique" LIMIT 1;</p> <p>Answer: The product that meets your requirements is as follows. 'QZUnique Women's Classic Retro Printed Casual Pattern Ankle Length Elastic Tights Leggings' with asin: B012IKGF62 ✓</p>
1298	<p>Answer users' [Question] about product B012AQGKXC based on the following three types of information:</p> <ol style="list-style-type: none"> 1. [Product Metadata] provides metadata about product B012AQGKXC from the motherboards database. The schema of the motherboards database is outlined below (in the format field[unit](value1, value2, ...)). <pre>price[dollar] brand(ASRock, Gigabyte, ...) memory_support[GB] ... 2. [Memory] ... 3. [History] ...</pre> <p>... Question: I'm looking for an <u>ASRock</u> motherboard with at least <u>32 GB</u> of memory support. Don't keep me waiting, hustle up and find it for me. ...</p>	<p>Search Product</p>	<p>SQL: SELECT product_id FROM "motherboards" WHERE brand = "ASRock" AND memory_support >= 32 LIMIT 1;</p> <p>Answer: The product that would suit your preferences is: 'ASRock LGA1155 DDR3 SATA3 USB3.0 Quad CrossFireX and Quad SLI A E ATX Motherboard Z77 EXTREME4' with asin: B007KTY4A6 ✓</p>

E Development of the ProductQA dataset

E.1 Product collection

The product groups and the corresponding products are collected by the following steps.

1. Filter the Amazon Review Data to retain only products with at least 100 reviews, then cluster them by category tags.
2. Sort the clusters by size, from largest to smallest. Manually review each cluster in order: we keep product clusters that involve diverse technical details and long-tail domain knowledge, such as electronics, from which we can potentially construct a diverse set of user questions. The manual review ends when we have collected 26 clusters. Each cluster is referred to as a *product group*.
3. For each product group, we remove the top 10% of products with the highest number of reviews. We exclude these most popular products from the datasets to prevent data leakage, as information about them is likely included in the pre-training set of LLMs. From the remaining items, we randomly select up to 20 products to form the final product set.

E.2 Annotation guidelines

There are two annotation tasks, product table creation and QA collection. We provide the annotation guidelines in this Section.

Task 1: Product table creation For each product group, we provide a series of features and their corresponding values for each product in the group. This information is obtained by prompting GPT-4 to extract data from the reviews of each product. The task of annotators is to construct a product table containing only the metadata. Please follow these steps:

1. Select up to 15 common features relevant to the product group. These features must include product ID, product title, brand, and price. Choose additional features based on their commonality and necessity within the product group.
2. For each product in the product group, verify the feature values for each selected feature.

Finally, the product tables are reviewed and refined by the authors.

Task 2: QA collection Annotators are required to fill out a table as shown in Table 15. Each row contains a triplet consisting of a *question*, a *long answer*, and a *short answer*, all generated by GPT-4. Annotators should fill the following columns: *Is question reasonable*, *Is long answer correct*, *Refined long answer*, *Is short answer correct* and *Refined short answer*. Please follow these steps:

1. **Evaluate the question:** Verify if the *question* resembles a typical query found in real-world product conversations in online shopping. Select ‘yes’ or ‘no’ in the *Is question reasonable* column. Any question containing harmful information is considered unreasonable and should be labeled as ‘no’. If ‘no’ is selected, the row will be dropped, and you do not need to proceed with the subsequent steps for that row.
2. **Assess the long answer:** Check if the *long answer* correctly responds to the *question*. Select ‘yes’, ‘no’ or ‘I do not know’ in the *Is long answer correct* column. Consider the following special cases:
 - If the long answer is ambiguous (e.g., ‘The product is designed to be waterproof, while some users do not think so.’), mark it as incorrect.
 - For numerical questions, an answer is considered correct if it fits the real-world scenario and the conclusion is clear. Specific values or ranges (e.g., 5cm, 5cm-10cm, several months) are acceptable if they correspond to the real-world scenario.
 - If the long answer contains a specific piece of knowledge, verify its accuracy.
 - If the long answer is incorrect or does not address the question, and you do not know the correct answer (even after checking the product information table, looking up the product URL, and searching online), select ‘I do not know’.

- Any long answer containing harmful information should be labeled as ‘I do not know’.
- If you select ‘I do not know’, the row will be dropped, and you do not need to perform the subsequent steps for that row.
3. **Refine the long answer:** If you select ‘no’ in step 2, provide a correct long answer in the *Refined long answer* column.
 4. **Assess the short answer:** Determine whether the *short answer* is correct. A short answer must be ‘yes’, ‘no’, or an entity. Choose ‘yes’ or ‘no’ in the *Is short answer correct* column. Consider the following special cases:
 - If the question is a choice and the short answer is ‘yes’ or ‘no’, it is incorrect.
 - If the question pertains to degrees (e.g. ‘How durable ... ?’) and the short answer is ‘yes’ or ‘no’, it is incorrect.
 - If the short answer does not align with the long answer, it is incorrect.
 5. **Refine the short answer:** If you select ‘no’ in step 4, provide a correct short answer in the *Refined short answer* column.

The authors will review the annotation in batches. Specifically, 5% of each batch will be checked. If the accuracy rate of the checked annotation is below 98%, the entire batch will be relabeled.

Table 15: An example of the ProductQA annotation table.

Question	Is question reasonable	Long answer	Is long answer correct	Refined long answer	Short answer	Is short answer correct	Refined short answer
What is the size of the neodymium driver used in the JVC HA-EB75 headphones?	[To fill]	The JVC HA-EB75 headphones contain a 13.5 mm neodymium driver in each earpiece, which contributes to the enhanced sound quality.	[To fill]	[To fill]	13.5 mm	[To fill]	[To fill]

F Prompt templates

Prompt templates for ProductQA Figure 5 shows the prompt template for gpt3.5-prompt, gpt4-prompt. Figure 6 provides the prompt template for agile-vicuna-13b-prompt, agile-gpt3.5-prompt, and agile-gpt4-prompt. We leave the "{knowledge}" and "{history}" empty when evaluate gpt3.5-prompt and gpt4-prompt. The prompt template for reflection is shown in Figure 7.

The prompt template for long answer evaluation is shown in Figure 8.

Prompt templates for MedMCQA Figure 9 provides the prompt template for Meerkat-7b-prompt. Figure 10 illustrates the prompt template for agile-gpt3.5-prompt, agile-gpt4-prompt. We leave the "{related_question}" and "{related_knowledge}" empty when evaluate gpt3.5-prompt and gpt4-prompt. The prompt template for reflection is shown in Figure 11.

```

[prompt]
Answer users' [Question] about product {asin} based on the following three types
of information:

1. [Product Metadata] provides metadata about product {asin} from the
{product_category} database. The schema of the {product_category} database is
outlined below (in the format field[unit](value1, value2, ...)).
{schema}
{metadata}
In addition to the provided metadata about product {asin}, you have the option to
access the full {product_category} database by executing SQL commands.

2. [Memory] Existing knowledge in your memory about {product_category}.
{knowledge}

3. [History] Previous question-answer pairs related to product {asin}.
{history}

Evaluate whether the question can be answered based solely on the information
available.
[Question]: {question}

- If the question can be answered directly, output `[PredictAnswer]\n[Answer]: `
- If an SQL search is required, output `[SearchProduct]\n[SQL]: SELECT product_id
FROM {product_category} `

```

Figure 5: The prompt for gpt3.5-prompt and gpt4-prompt on ProductQA.

```

[prompt]

Answer users' [Question] about product {asin} based on the following three types
of information:

1. [Product Metadata] provides metadata about product {asin} from the
{product_category} database. The schema of the {product_category} database is
outlined below (in the format field[unit](value1, value2, ...)).
{schema}
{metadata}
In addition to the provided metadata about product {asin}, you have the option to
access the full {product_category} database by executing SQL commands.

2. [Memory] Existing knowledge in your memory about {product_category}.
{knowledge}

3. [History] Previous question-answer pairs related to product {asin}.
{history}

If `[SeekAdvice]` is selected, the correct answer will be provided, and the
current problem and summarized knowledge will be added to the [History] and
[Memory] for subsequent round questions. Current status:
Similar Memory: {similar_past_knowledge_num}
Similar History: {similar_past_question_num}
Round: {round}

Evaluate whether the question can be answered based solely on the information
available.
[Question]: {question}

- If the question can be answered directly, output `[PredictAnswer]\n[Answer]: `
- If an SQL search is required, output `[SearchProduct]\n[SQL]: SELECT product_id
FROM {product_category} `
- If the information available is insufficient, necessitating seek advice from a
human, output `[SeekAdvice]`

(If you choose `[PredictAnswer]` or `[SearchProduct]`, you will receive 1 point
for doing right and no point for doing wrong. If you choose `[SeekAdvice]`, you
will directly receive 0.7 points)

```

Figure 6: The prompt for agile-vicuna-13b-prompt, agile-gpt3.5-prompt, and agile-gpt4-prompt on ProductQA.

```

[prompt]

Analyze the question and answer that pertain to an online shopping scenario
involving products in the "{product_category}" category. Your task is to extract
any information that are generally applicable to the entire {product_category}
category. Focus should be on the broader category characteristics rather than on
details specific to a specific product.

If the question-answer pair offers no relevant general insights about the
{product_category} category, simply respond with '[no information]'. Otherwise,
directly summarize the applicable general knowledge or insights about the
{product_category} category based on the provided question-answer pair.

**Question**: {question}
**Answer**: {answer}
Output:

```

Figure 7: The prompt for reflection on ProductQA.

[Prompt for long_answer evaluation]

Based on the provided question and reference answer, please determine if the response is correct or incorrect. Begin by articulating your rationale, and conclude with a single word judgment: 'Yes' for correct or 'No' for incorrect.

question: {question}
reference answer: {reference}
response: {response}

Figure 8: The prompt for long answer evaluation on ProductQA.

[prompt]

Answer the multiple-choice question about medical knowledge.

[question]{question}
(A){Option A}
(B){Option B}
(C){Option C}
(D){Option D}
[Answer]

Figure 9: The prompt for Meerkat-7b-prompt on MedMCQA.

[prompt]

The following is a multiple-choice question about medical knowledge and some related questions and knowledge references.

[Related Question] {related_question}
[Related Knowledge] {related_knowledge}

[Question] {question}

Solve this in a step-by-step fashion, starting by summarizing the available information.

- If the question can be answered directly, output `[PredictAnswer]` and conclude your response with the phrase `the answer is ({option_id})`
- If the information available is insufficient, necessitating seek advice from a human, output `[SeekAdvice]`

(If you choose `[PredictAnswer]`, you will receive 1 point for doing right and no point for doing wrong. If you choose `[SeekAdvice]`, you will directly receive 0.6 points.)

Figure 10: The prompt for agile-gpt3.5-prompt and agile-gpt4-prompt on MedMCQA.

[prompt]

Analyze the following {medical} [Question] and [Answer]. Your task is to extract any [Information] that is typically applicable to issues related to the medical field. Summarize and generalize the extracted knowledge into one sentence. If the question-answer pair offers no relevant medical insights, simply respond with '[no information]'.

[Question]: {question}
[Answer]: {answer}
[Information]:

Figure 11: The prompt for reflection on MedMCQA.