

---

# FLoRA: Low-Rank Core Space for N-dimension

---

Chongjie Si<sup>1\*</sup>, Xuehui Wang<sup>1\*</sup>, Xue Yang<sup>2</sup>, Zhengqin Xu<sup>1</sup>, Qingyun Li<sup>2</sup>,  
Jifeng Dai<sup>2</sup>, Yu Qiao<sup>2</sup>, Xiaokang Yang<sup>1</sup>, Wei Shen<sup>1\*</sup>

<sup>1</sup> MoE Key Lab of Artificial Intelligence, AI Institute, Shanghai Jiao Tong University

<sup>2</sup> OpenGVLab, Shanghai AI Laboratory

{chongjiesi, wei.shen}@sjtu.edu.cn

## Abstract

Adapting pre-trained foundation models for various downstream tasks has been prevalent in artificial intelligence. Due to the vast number of tasks and high costs, adjusting all parameters becomes unfeasible. To mitigate this, several fine-tuning techniques have been developed to update the pre-trained model weights in a more resource-efficient manner, such as through low-rank adjustments. Yet, almost all of these methods focus on linear weights, neglecting the intricacies of parameter spaces in higher dimensions like 4D. Alternatively, some methods can be adapted for high-dimensional parameter space by compressing changes in the original space into two dimensions and then employing low-rank matrix decomposition. However, these approaches destructs the structural integrity of the involved high-dimensional spaces. To tackle the diversity of dimensional spaces across different foundation models and provide a more precise representation of the changes within these spaces, this paper introduces a generalized parameter-efficient fine-tuning framework, FLoRA, designed for various dimensional parameter space. Specifically, utilizing Tucker decomposition, FLoRA asserts that changes in each dimensional parameter space are based on a low-rank core space which maintains the consistent topological structure with the original space. It then models the changes through this core space alongside corresponding weights to reconstruct alterations in the original space. FLoRA effectively preserves the structural integrity of the change of original N-dimensional parameter space, meanwhile decomposes it via low-rank tensor decomposition. Extensive experiments on computer vision, natural language processing and multi-modal tasks validate FLoRA’s effectiveness. Codes are available at <https://github.com/SJTU-DeepVisionLab/FLoRA>.

## 1 Introduction

The recent introduction of foundation models [Brown et al. \[2020\]](#), [Kirillov et al. \[2023\]](#), [Devlin et al. \[2018\]](#), [Liu et al. \[2019\]](#) has demonstrated unparalleled performance and potential across diverse domains in artificial intelligence. Traditionally, the adaptation of pre-trained models for downstream tasks is achieved through fully fine-tuning of all parameters [Ma et al. \[2024\]](#), [Raffel et al. \[2020\]](#), [Qiu et al. \[2020\]](#). However, as the parameter count of these foundation models escalates, the conventional approach to fully fine-tuning becomes prohibitively expensive in various aspects.

To tackle this challenge, recent works [Chen et al. \[2024\]](#), [Guo et al. \[2020\]](#), [He et al. \[2021a\]](#), [Hu et al. \[2021\]](#) have focused on the concept of parameter-efficient fine-tuning (PEFT), aiming to minimize the number of adjustable parameters required while achieving optimal task performance. These works specifically explore methods to model the incremental update of pre-trained weights in a manner that is economical in terms of parameters, without necessitating changes to the model’s architecture

---

\*Corresponding author.

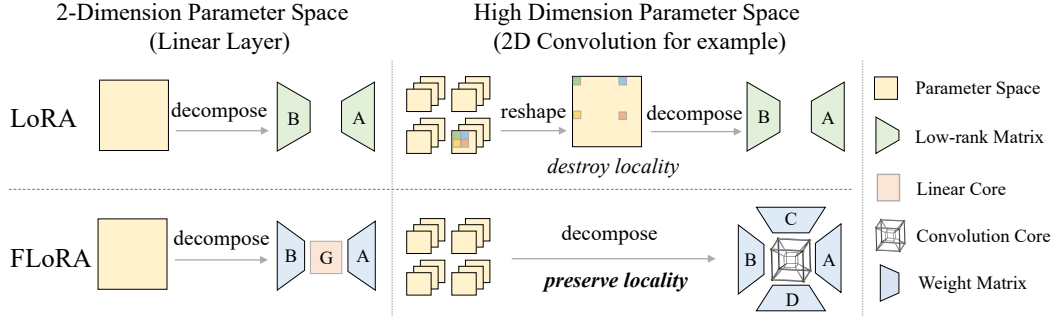


Figure 1: Difference between LoRA and FLoRA. LoRA employs low-rank matrix decomposition for each dimensional parameter space. However, for parameter space of convolution layer, the reshaping operation required by LoRA causes adjacent elements within the kernel to be separated in the reshaped matrix, disrupting the spatial locality inherent in the original convolutional space. Conversely, FLoRA asserts that the alternations of each dimensional parameter space has a low-rank core space with the consistent topological structure. This framework enables FLoRA to effectively preserve the structural integrity of the original parameter space, such as maintaining the spatial locality in convolutional operations.

Zaken et al. [2021], Guo et al. [2020], Hu et al. [2021]. Among these works, LoRA Hu et al. [2021] emerges as a pioneering effort, which proposes to adopt an additional term with a low-rank structure to the original weight. Specifically, the original weight matrix  $\mathbf{W}_0 \in \mathbb{R}^{d_1 \times d_2}$  remains frozen, while a learnable low-rank  $\Delta\mathbf{W}$  is added to  $\mathbf{W}_0$ , with the form as

$$\mathbf{W}_0 \rightarrow \mathbf{W}_0 + \Delta\mathbf{W} = \mathbf{W}_0 + \mathbf{B}\mathbf{A}^\top, \quad (1)$$

where  $\mathbf{A} \in \mathbb{R}^{d_2 \times r}$  and  $\mathbf{B} \in \mathbb{R}^{d_1 \times r}$  with  $r \ll \{d_1, d_2\}$ . Given that  $r$  is significantly smaller than the dimension of  $\mathbf{W}_0$ , LoRA necessitates the updating of only a limited number of trainable parameters, while achieving comparable performances. Subsequent to LoRA, recent studies He et al. [2021a], Bershatsky et al. [2024], Zhang et al. [2022] endeavor to explore more efficient low-rank matrix decomposition methods concerning the matrix  $\Delta\mathbf{W}$ .

However, we have observed an intriguing phenomenon: a significant portion of existing works is narrowly focused on two-dimensional parameter spaces (i.e., linear layers), neglecting the existence of other dimensional spaces such as 2D convolution (4-dimension) layers, etc. But in practice, not all layers are linear across various models for downstream tasks. For example, ConvNeXt Liu et al. [2022] and Stable Diffusion Carreira and Zisserman [2017] are two models predominantly utilizing 2D convolutional layers. Alternatively, some approaches can be adapted for high-dimensional parameter spaces by directly adopting low-rank **matrix** decomposition. They transform alternations in high-dimensional spaces into two dimensions, while neglecting the structural complexities of the original spaces. For instance, as detailed in Sec. 3.1 and Fig. 1, LoRA Hu et al. [2021] compresses the changes in convolutions, which is a four-dimensional parameter space, into two dimensions. It subsequently applies low-rank matrix decomposition to the two-dimension space, intending to represent the alternations of the original four-dimensional parameter space. Yet, as discussed in Sec. 3.2, this transformation fails to capture the inherent complexity and spatial locality specific to convolution operations. The result is a reshaped two-dimensional structure that compromises the integrity of the original parameter space, leading to a representation that does not fully encapsulate the convolutional alternation parameter space.

To this end, in this paper, we propose a low-rank **tensor** decomposition based method, FLoRA, represented as Fundamental LOw-Rank Adaptation. Positioned as a superior alternative to LoRAs, FLoRA, based on Tucker decomposition Tucker [1966], meets the ensuing three properties:

- It can identify a appropriate low-rank representation for the changes in various dimensional parameter spaces, without destructing the structural integrity of the original parameter spaces.
- It can maintain a consistent formulation across various dimensional parameter spaces.

- When applied to linear weights, with the same parameter budget, it requires a similar training time and resources to that of LoRAs, yet yield superior performance.

Specifically, since a much lower rank than the direct rank of parameter space is sufficient to represent the original space [Aghajanyan et al. \[2020\]](#), [Li et al. \[2018\]](#), FLoRA asserts that **the alternations of each dimensional parameter space, whether 2D or 4D, have a corresponding core space. This core space is low-rank and retains the same spatial dimensions (i.e., 2D or 4D) as the original parameter space, suggesting that they share a consistent topological structure.** FLoRA then models the alternations by using this core space combined with a series of weights to reconstruct alternations in the original parameter space. Thanks to the intrinsic properties in the structure of the core space, FLoRA efficiently maintains the structural integrity of the original parameter space. Extensive experiments are conducted with several pretrained models on computer vision, natural language processing and multi-modal tasks, which validates that regardless of the model, the kind of downstream task, or the dimensionality of the parameter space, FLoRA’s performance surpasses that of LoRA and other existing methods.

The contributions of this paper are as follows:

- We propose a novel PEFT method, FLoRA. To the best of our knowledge, it is the first time that a PEFT method has been designed for different dimensional parameter spaces, aiming to preserve their topological structure while seeking low-rank representations.
- Extensive experiments on different tasks, include computer vision, natural language processing and multi-modal tasks, demonstrates that FLoRA significantly surpasses other baselines, validating the effectiveness of FLoRA.

## 2 Related Work

Methods for Parameter-Efficient Fine-tuning (PEFT) have been conceived to mitigate the substantial computational costs associated with the fine-tuning of large-scale models. This economization is realized by honing a comparatively minute fraction of the overall parameters, selected strategically for adaptation to a variety of downstream tasks. Current PEFT techniques can be divided into three distinct categories [Liu et al. \[2024b\]](#), [Ding et al. \[2023\]](#): Adapter-based [Houlsby et al. \[2019\]](#), [Chen et al. \[2022\]](#), [Luo et al. \[2023\]](#), [He et al. \[2023\]](#), [Mahabadi et al. \[2021\]](#), [Karimi Mahabadi et al. \[2021\]](#), prompt-based [Lester et al. \[2021\]](#), [Razdaibiedina et al. \[2023\]](#), [Wang et al. \[2023b\]](#), [Shi and Lipani \[2023\]](#), [Fischer et al. \[2024\]](#) and low-rank matrix decomposition-based [Hu et al. \[2021\]](#), [Liu et al. \[2024b\]](#), [Hyeon-Woo et al. \[2021\]](#), [Qiu et al. \[2023\]](#), [Renduchintala et al. \[2023\]](#), [Kopiczko et al. \[2023\]](#), [YEH et al. \[2023\]](#), [Zhang et al. \[2022\]](#). The first category of method integrates linear modules either sequentially or concurrently with the existing layer to enhance the performance, and the second class introduces additional soft tokens (prompts) to the initial input and concentrate exclusively on refining these trainable vectors. The last type, proposed by LoRA [Hu et al. \[2021\]](#), adopts low-rank matrix decomposition to model the change of the weight during fine-tuning, and are capable of merging with pre-trained weights.

However, as mentioned in the introduction, these methods only focuses on linear weight or destructing the structural integrity of high dimensional parameter spaces. To this end, in this paper we propose a novel PEFT method, aimed to address various dimensional parameter space.

## 3 Preliminaries

### 3.1 Low Rank Adaptation

LoRA [Hu et al. \[2021\]](#) models the incremental update of a pre-trained weight matrix  $\mathbf{W}_0 \in \mathbb{R}^{d_1 \times d_2}$  by the product of two small matrices  $\mathbf{A} \in \mathbb{R}^{d_2 \times r}$  and  $\mathbf{B} \in \mathbb{R}^{d_1 \times r}$ , where  $r \ll \{d_1, d_2\}$ . For  $\mathbf{h} = \mathbf{W}_0 \mathbf{x}$ , the modified forward pass is

$$\mathbf{h} = \mathbf{W}_0 \mathbf{x} + \Delta \mathbf{W} \mathbf{x} = \mathbf{W}_0 \mathbf{x} + \mathbf{B} \mathbf{A}^\top \mathbf{x}. \quad (2)$$

Matrix  $\mathbf{A}$  is initialized with a random Gaussian distribution, and  $\mathbf{B}$  with zeros, setting the initial  $\Delta \mathbf{W}$  to zero for training. LoRA’s application is straightforward to the linear layers, while for a convolution layer characterized by weights  $\mathcal{W}_c \in \mathbb{R}^{d_{in} \times d_{out} \times k \times k}$ , with  $d_{in}$  /  $d_{out}$  denoting the dimension of

input / output respectively and  $k$  representing the kernel size, LoRA is adapted based on matrix decomposition:

$$\mathcal{W} = \mathcal{W}_c + \Delta\mathcal{W} = \mathcal{W}_c + \text{Reshape}(\mathbf{B}_c \mathbf{A}_c^\top, \mathcal{W}_c), \quad (3)$$

where  $\mathbf{A}_c \in \mathbb{R}^{k d_{out} \times r}$  and  $\mathbf{B}_c \in \mathbb{R}^{k d_{in} \times r}$ . Here,  $\text{Reshape}(\mathbf{B}_c \mathbf{A}_c^\top, \mathcal{W}_c)$  involves altering the dimensions of  $\mathbf{B}_c \mathbf{A}_c^\top$  to match those of  $\mathcal{W}_c$ . It is obvious that LoRA unfolds the original 4-dimensional parameter space  $\Delta\mathcal{W}$  into a 2-dimensional space, subsequently leveraging the low-rank approximation of this 2-dimensional space to represent the original 4-dimensional construct. As shown later, this low-rank matrix decomposition based method will destruct the structural integrity of the convolution layer.

### 3.2 Why Matrix Decomposition Breaks the Structural Integrity of the Convolution?

A high-dimension tensor can be decomposed based on low-rank matrix decomposition following Eq. (3). However, during the reshaping process, elements that were adjacent within the convolutional kernel may become scattered across various positions in the matrix. More specifically, elements that were localized within the convolutional kernel may now span multiple rows or columns of the reshaped matrix. This shift poses significant challenges in learning spatial correlations among elements positioned disparately. Therefore, such a transformation disrupts the principle of locality inherent in the original convolutional operation, where each output element is determined by a small region of the input.

### 3.3 Tucker Decomposition

Tucker decomposition [Tucker \[1966\]](#) is one of the well-studied algebraic tensor decomposition. Formally, given a tensor  $\mathcal{X} \in \mathbb{R}^{I_1 \times I_2 \times \dots \times I_N}$ , where  $N$  is the order of the tensor (i.e., the number of dimensions or modes), Tucker decomposition represents  $\mathcal{X}$  as a product of a core tensor  $\mathcal{G} \in \mathbb{R}^{J_1 \times J_2 \times \dots \times J_N}$  and a matrix along each mode  $n$ ,  $\mathbf{A}^{(n)} \in \mathbb{R}^{I_n \times J_n}$ , where  $J_n$  can be considered as the dimension of the core tensor along mode  $n$ . The decomposition can be compactly written as:

$$\mathcal{X} = \mathcal{G} \times_1 \mathbf{A}^{(1)} \times_2 \mathbf{A}^{(2)} \times \dots \times_N \mathbf{A}^{(N)}, \quad (4)$$

where  $\times_n$  denotes the or mode- $n$  product between a tensor and a matrix. The core tensor  $\mathcal{G}$  represents the interactions between different modes, and the matrices  $\mathbf{A}^{(n)}$  are analogues to principal components within each respective mode. The selection of dimensions  $J_1, J_2, \dots, J_N$  allows for a balance between desired approximation quality and computational efficiency, tailored to the specific requirements of the task at hand. Tucker decomposition decomposes any dimensional space into a core tensor and a set of matrices related to the dimensions, without altering the original structure. Specifically, these matrices only transform the representation of different dimensions, which means that as long as the core tensor accurately captures the relationships among these dimensions, the property of original parameter space can be preserved through this decomposition.

## 4 Method

In this section, we first introduce the formulation of FLoRA in an  $N$ -dimensional parameter space. Specifically, for a pre-trained weight  $\mathcal{W}_0 \in \mathbb{R}^{I_1 \times I_2 \times \dots \times I_N}$  with  $N$ -dimension, we model its update  $\Delta\mathcal{W}$  as

$$\mathcal{W}_0 \rightarrow \mathcal{W}_0 + s * \Delta\mathcal{W} = \mathcal{W}_0 + s * \mathcal{G} \times_1 \mathbf{A}^{(1)} \times_2 \mathbf{A}^{(2)} \times \dots \times_N \mathbf{A}^{(N)} \quad (5)$$

without loss of generality. Here  $\mathcal{G} \in \mathbb{R}^{J_1 \times J_2 \times \dots \times J_N}$  and  $\mathbf{A}^{(n)} \in \mathbb{R}^{I_n \times J_n}$ , where  $J_n \ll I_n$ . FLoRA considers the tensor  $\mathcal{G}$  as a low-rank core space with the consistent topological structure to the original parameter space, with  $\mathbf{A}^{(n)}$  representing the weights associated with each dimension. We then scale  $\Delta\mathcal{W}$  by  $s$  with  $s$  being a constant. In the subsequent subsections, we will detail its manifestations in convolution and linear layers.

### 4.1 FLoRA for Convolution Layer

Convolution operations in deep learning are characterized by a four-dimensional parameter space, encapsulated in a weight tensor  $\mathcal{W}_c \in \mathbb{R}^{d_{in} \times d_{out} \times k \times k}$ , with  $d_{in} / d_{out}$  denoting the dimension of input / output respectively and  $k$  representing the kernel size. A pivotal property to consider within  $\mathcal{W}_c$  is the spatial locality, which plays an essential role in the convolution layer’s ability to compile

and process information across the input matrix. This process is facilitated by the kernel’s spatial dimensions ( $k \times k$ ), which determines the scope of the input data scrutinized by each convolution operation. To preserve the attributes of the spatial locality and uphold the convolution parameter space’s integrity, FLoRA models the update  $\Delta\mathcal{W}$  for a convolution layer as

$$\Delta\mathcal{W} = \mathcal{G} \times_1 \mathbf{A} \times_2 \mathbf{B} \times_3 \mathbf{C} \times_4 \mathbf{D}, \quad (6)$$

where  $\mathcal{G} \in \mathbb{R}^{r_1 \times r_2 \times r_3 \times r_3}$ ,  $\mathbf{A} \in \mathbb{R}^{d_{in} \times r_1}$ ,  $\mathbf{B} \in \mathbb{R}^{d_{out} \times r_2}$  and  $\mathbf{C}, \mathbf{D} \in \mathbb{R}^{k \times r_3}$ .  $r_1, r_2$  are ranks which are significantly smaller than  $\{d_{in}, d_{out}\}$ .  $r_3$  is a rank smaller than the kernel size  $k$  of a convolution layer. Given that  $3 \times 3$  convolution is a prevalent configuration in convolutional foundation models [Woo et al. \[2023\]](#), [Rombach et al. \[2022\]](#), [Wang et al. \[2023a\]](#),  $r_3$  is consequently set to  $\{1, 2\}$ .

The core tensor  $\mathcal{G}$  in FLoRA can be viewed as a compressed convolution parameter space. In essence, it serves as a core space for convolution. This means that **in any convolution layer, there exists a convolution core**, and what FLoRA aims to do is to determine this convolution core for each convolution space and configure the corresponding weights  $\mathbf{A}$ ,  $\mathbf{B}$ ,  $\mathbf{C}$  and  $\mathbf{D}$  for reconstructing that space. Different to low-rank matrix decomposition based methods, FLoRA dose not need to alter the structure of the convolution. Alternatively, by learning the convolution core, FLoRA effectively preserves the convolution’s property of spatial locality.

Furthermore, while preserving or potentially augmenting the representational power of the convolution process, FLoRA achieves a remarkable reduction in the number of trainable parameters in comparison to LoRAs. Assuming that the rank for both the input and output dimensions is uniform ( $r_1 = r_2 = r$ ), the parameter requirement for FLoRA is calculated as  $O(r_3^2 r^2 + r(d_{in} + d_{out}) + 2r_3 k)$  parameters, while LoRAs necessitate training at least  $O(rk(d_{in} + d_{out}))$  parameters. Given that typically  $r, k \ll \{d_{in}, d_{out}\}$ , therefore, FLoRA exhibits better parameter efficacy than LoRA as the number of the kernel increases.

## 4.2 FLoRA for Linear Layer

For a linear layer with weight  $\mathbf{W}_0 \in \mathbb{R}^{d_1 \times d_2}$ , FLoRA models the the update  $\Delta\mathbf{W}$  as

$$\Delta\mathbf{W} = \mathcal{G} \times_1 \mathbf{A} \times_2 \mathbf{B} = \mathbf{A}\mathbf{G}\mathbf{B}^T, \quad (7)$$

where  $\mathcal{G} \in \mathbb{R}^{r_1 \times r_2}$ ,  $\mathbf{A} \in \mathbb{R}^{d_1 \times r_1}$  and  $\mathbf{B} \in \mathbb{R}^{d_2 \times r_2}$ . Similar to that for convolution layer, the core matrix  $\mathcal{G}$  can be viewed as a core space for the 2-dimension parameter space, with  $\mathbf{A}$  and  $\mathbf{B}$  being the corresponding weights to reconstruct the alternations in linear space.

# 5 Experiment

## 5.1 Models and Datasets

We conduct comprehensive experiments across computer vision (CV), natural language processing (NLP) and multi-modal (MM) tasks.

Specifically, for CV tasks, we employ FLoRA to fine-tune the ConvNeXt-V2-L [Woo et al. \[2023\]](#), evaluating it on MS COCO [Lin et al. \[2014\]](#) by using Mask R-CNN [He et al. \[2017\]](#) implemented in

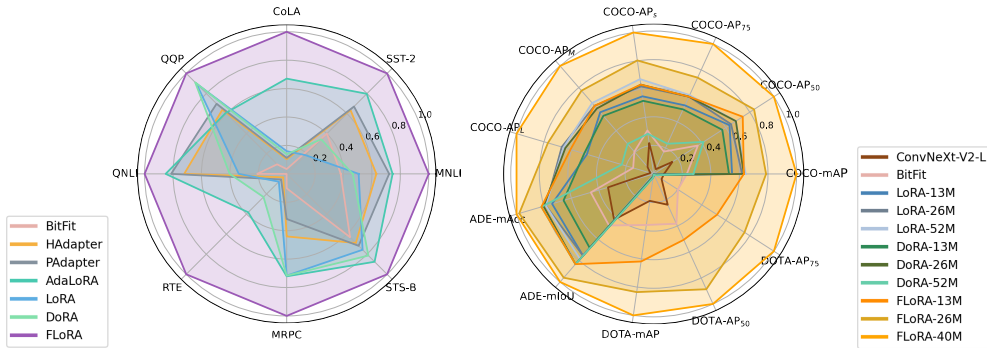


Figure 2: The normalized performance improvement of FLoRA over other baselines

MMDetection [Chen et al. \[2019\]](#), and on remote sensing image datasets DOTA [Xia et al. \[2018\]](#) with Oriented R-CNN [Xie et al. \[2021\]](#) based on MMRotate [Zhou et al. \[2022\]](#), and on the ADE20K [Zhou et al. \[2017\]](#) dataset thanks to UperNet [Xiao et al. \[2018\]](#) integrated in MMSegmentation [Contributors \[2020\]](#). We also employ FLoRA to fine-tune large-scale vision foundation model, i.e. InternViT-6B [Chen et al. \[2023\]](#), on ADE20K datasets. Detailed hyper-parameter settings can be find in Appendix.

For NLP tasks, we evaluate the DeBERTaV3-base [He et al. \[2021b\]](#) with FLoRA on the General Language Understanding Evaluation (GLUE) [Wang et al. \[2018\]](#) benchmark, which includes two single-sentence classification, three similarity and paraphrase and four natural language inference datasets. More details on GLUE dataset can be found in the Appendix.

For multi-modal tasks, we employ FLoRA to fine-tune LLaVA-1.5-7B [Liu et al. \[2024a\]](#), which is composed of a language model, Vicuna-1.5-7B [Peng et al. \[2023\]](#) and a vision encoder, CLIP ViT-L/336px [Radford et al. \[2021\]](#), on visual instruction tuning tasks, which include seven vision-language benchmarks: VQA<sup>v2</sup> [Goyal et al. \[2017\]](#), GQA [Hudson and Manning \[2019\]](#), VisWiz [Gurari et al. \[2018\]](#), SQA [Lu et al. \[2022\]](#), VQA<sup>T</sup> [Singh et al. \[2019\]](#), POPE [Li et al. \[2023\]](#), and MMBench [Liu et al. \[2023\]](#).

Moreover, we have also fine-tune Stable Diffusion [Rombach et al. \[2022\]](#) with FLoRA in Appendix.

## 5.2 Baselines

We compare FLoRA with several state-of-the-art methods: fully fine-tuning, BitFit [Zaken et al. \[2021\]](#), HAdapter [Houlsby et al. \[2019\]](#), PAdapter [Pfeiffer et al. \[2020\]](#), AdaLoRA [Zhang et al. \[2022\]](#), the most representative low-rank method, LoRA [Hu et al. \[2021\]](#), and the state-of-the-art low-rank adaption method, DoRA [Liu et al. \[2024b\]](#). Specifically, HAdapter is strategically placed between the self-attention module and the FFN module, and it includes a subsequent residual connection. Conversely, PAdapter introduces a more streamlined design, implementing adapters exclusively after the FFN modules and LayerNorm modules. Furthermore, following [Zhang et al. \[2022\]](#), we apply AdaLoRA, LoRA and DoRA to all weight matrices or tensors. For more details on the baselines, please refer to their original papers.

## 5.3 Implementation Details

We compare FLoRA with other PEFT methods under different parameter budgets. The hidden dimension of Adapters is chosen from {8, 16, 32, 64}, the budget of AdaLoRA is chosen from {144, 288, 567} and the rank  $r$  of LoRA and DoRA is selected from {2, 4, 8, 16, 32}. Other hyper-parameters are initialized according to their original papers. Furthermore, we simply set  $r_1 = r_2$  for FLoRA. The scale  $s$  is chosen from {0.04, 0.4, 4} for different foundation models. We use publicly available PyTorch [Paszke et al. \[2019\]](#) implementation to execute all the baseline comparisons, and all the experiments are conducted on NVIDIA A100 GPUs. For NLP tasks, the mean of 5 runs using various random seeds are reported for all the experiments, and all gains have passed the pairwise  $t$ -test with a significance of 0.05. The tensor  $\mathcal{G}$  is initialized as zero, while other weight matrices are initialized as random Gaussian. For more training details, please refer to the Appendix.

Table 1: Results with ConvNeXt-V2-L [Woo et al. \[2023\]](#) fine-tuned on different datasets. The best performances are shown in bold. “Base” represents for the pre-trained backbone with frozen weights.

Method	# Params	COCO						ADE20K		DOTA			All Avg.
		mAP	AP <sub>50</sub>	AP <sub>75</sub>	AP <sub>S</sub>	AP <sub>M</sub>	AP <sub>L</sub>	mAcc	mIoU	mAP	AP <sub>50</sub>	AP <sub>75</sub>	
Base	-	37.3	63.3	39.7	27.8	41.0	46.2	59.6	48.5	31.4	61.8	27.3	44.0
Fully FT	196M	52.7	74.3	58.7	38.3	56.9	67.3	64.7	53.1	33.9	59.9	34.0	54.0
BitFit	0.2M	43.1	67.6	47.4	29.5	46.7	55.3	61.2	49.1	34.6	64.2	32.9	48.3
LoRA	12.94M	47.4	70.3	53.0	32.4	51.8	61.2	63.6	51.4	18.3	36.2	16.3	45.6
DoRA	13.07M	47.2	69.8	52.7	32.1	51.5	61.4	63.0	50.9	19.6	37.9	17.2	45.8
FLoRA	12.77M	<b>48.1</b>	<b>71.1</b>	<b>53.6</b>	<b>33.1</b>	<b>52.3</b>	<b>62.3</b>	<b>64.1</b>	<b>51.9</b>	<b>37.3</b>	<b>65.6</b>	<b>37.7</b>	<b>52.5</b>
LoRA	25.89M	48.0	70.4	53.6	33.0	52.3	62.8	63.9	51.4	20.0	38.3	18.3	46.5
DoRA	26.16M	48.1	70.7	53.6	33.1	52.1	62.6	64.0	51.9	21.1	39.7	19.1	46.9
FLoRA	25.65M	<b>49.2</b>	<b>71.7</b>	<b>54.7</b>	<b>34.3</b>	<b>53.3</b>	<b>63.5</b>	<b>65.0</b>	<b>52.6</b>	<b>38.8</b>	<b>68.4</b>	<b>39.5</b>	<b>53.7</b>
LoRA	51.78M	48.2	70.7	53.7	33.4	52.5	62.7	63.9	51.6	20.4	39.4	19.1	46.9
DoRA	51.95M	44.0	68.2	48.9	29.1	48.2	57.5	64.1	51.9	21.7	40.9	20.3	45.0
FLoRA	40.49M	<b>50.4</b>	<b>72.6</b>	<b>56.2</b>	<b>35.4</b>	<b>54.6</b>	<b>64.8</b>	<b>65.1</b>	<b>52.8</b>	<b>39.7</b>	<b>69.0</b>	<b>40.9</b>	<b>54.7</b>



Table 2: Results with InternViT-6B [Chen et al. \[2023\]](#) fine-tuned on ADE20K.

Method	Base	Fully FT	BitFit	LoRA	DoRA	FLoRA	LoRA	DoRA	FLoRA
# Params (%)	-	100	0.15	0.32	0.32	0.32	0.66	0.66	0.66
mAcc	64.5	70.4	68.7	69.7	69.5	<b>70.1</b>	70.3	69.6	<b>71.1</b>
mIoU	53.0	58.2	56.1	57.1	57.3	<b>57.7</b>	57.3	57.1	<b>58.0</b>
Avg.	58.8	64.3	62.4	63.4	63.4	<b>63.9</b>	63.8	63.4	<b>64.6</b>

Table 3: Results with DeBERTaV3-base [He et al. \[2021b\]](#) fine-tuned on GLUE datasets.

Method	# Params	MNLI	SST-2	CoLA	QQP	QNLI	RTE	MRPC	STS-B	All
		m	Acc	Mcc	Acc	Acc	Acc	Acc	Corr	Avg.
Fully FT	184M	89.90	95.63	69.19	92.40	94.03	83.75	89.46	91.60	88.24
BitFit	0.1M	89.37	94.84	66.96	88.41	92.24	78.80	87.75	91.35	86.21
HAdapter	1.22M	90.13	95.53	68.64	91.27	94.11	84.48	89.95	91.48	88.19
Adapter	1.18M	90.33	95.61	68.77	91.40	94.29	85.20	89.46	91.54	88.32
AdaLoRA	1.33M	90.38	95.87	71.45	91.19	94.36	88.09	90.69	91.84	89.23
LoRA	0.33M	90.03	93.92	69.15	90.61	93.37	85.56	90.19	90.75	87.95
DoRA	0.41M	90.21	94.38	69.33	90.84	93.26	86.94	90.19	91.34	88.31
FLoRA	0.33M	<b>90.60</b>	<b>96.00</b>	<b>70.20</b>	<b>91.40</b>	<b>94.46</b>	<b>88.09</b>	<b>90.93</b>	<b>91.96</b>	<b>89.21</b>
LoRA	1.33M	89.80	93.69	69.30	91.78	92.97	85.70	90.68	91.62	88.17
DoRA	1.41M	89.67	94.61	69.08	91.80	93.23	87.33	90.68	91.73	88.49
FLoRA	1.33M	<b>90.82</b>	<b>96.21</b>	<b>72.05</b>	<b>91.94</b>	<b>94.60</b>	<b>89.53</b>	<b>91.18</b>	<b>92.04</b>	<b>89.80</b>

## 5.4 Main Results

We compare FLoRA with other baselines under different parameter budgets. Specifically, ConvNeXt-V2-L is based on convolutions, and other large foundation models are dominantly based on linear layers. We evaluate FLoRA’s effectiveness on high-dimension space for the CV tasks, and on linear parameter space for CV and NLP tasks. The results are shown in Tables. 1-3 and Table in Appendix, and the normalized performance are illustrated in Fig. 2.

For CV tasks, FLoRA employed on ConvNeXt-V2-L achieves superior performances compared to other baselines. On average, FLoRA outperforms LoRA and DoRA by at least **15%** under different parameter budgets. With nearly **80%** reduction in parameter budget, FLoRA (12.77M) still significantly outperforms LoRA (51.78M), DoRA (51.95M), validating that FLoRA successfully preserves the structural integrity of convolutions. Specifically, FLoRA achieves comparable or even superior performance to fully fine-tuning, while others lag far behind. Additionally, we observe that on tasks with a large domain gap from the pre-training data, e.g. remote sensing images (DOTA), LoRA and DoRA performs significantly worse, while FLoRA maintains consistent superiority. This further validates the robustness of FLoRA, even when facing tasks with large domain gaps. Moreover, when FLoRA is employed to fine-tune InternViT-6B, FLoRA consistently outperforms the baseline across various parameter budgets. Remarkably, by fine-tuning only **0.66%** of the parameters, FLoRA achieves even better performance than fully fine-tuning.

For NLP tasks, FLoRA achieves better or on par performance compared with existing approaches on all datasets under all different parameter budgets. Specifically, under extreme low parameter budget, FLoRA performs better even than the baselines with higher parameter counts. For example, with **0.3M** parameters, FLoRA’s performances on SST-2, QNLI, RTE, MRPC and STS-B are all better than baselines with larger parameter budgets.

For multi-modal tasks, FLoRA also achieves SOTA performances compared with baselines. Therefore, at this point, we can conclude that overall, FLoRA achieves remarkable performances across various tasks, model backbones, and dimensions of parameter spaces.

## 6 Further Analysis

In this section, we explore the properties of FLoRA when applied to downstream tasks and in comparison with other baselines like LoRA. We carry out a series of empirical studies to address the following questions: 1) Is the core space truly low-rank? 2) If so, why is FLoRA’s low-rank representation better than other methods like LoRA? 3) Does FLoRA require acceptable training

costs compared to other methods? 4) Is FLoRA sensitive to the scaling factor? The insights gained from these questions will illuminate the efficacy of FLoRA and guide future research.

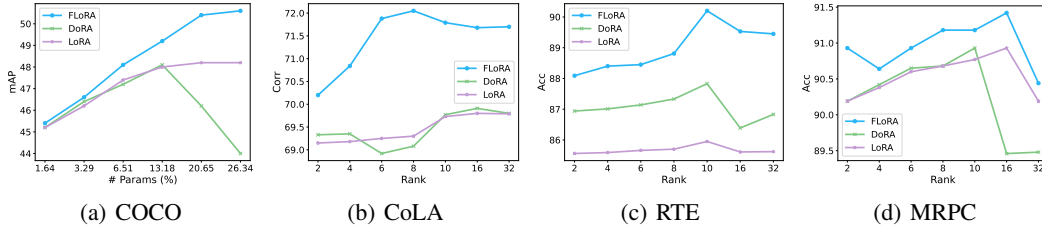


Figure 3: Fine-tuning with FLoRA under different rank (parameter budgets).

## 6.1 Is the Core Space Truly Low-rank?

We present the performance of FLoRA under different rank (i.e., parameter budgets), tested on ConvNeXt-V2-L and DeBERTaV3-base. The results are illustrated in Fig. 3. It is evident that FLoRA’s performance with a low rank is comparable to, or even exceeds, that of a higher rank. This finding aligns with observations in Hu et al. [2021]. It indicates that there indeed exists a core space in different dimensional spaces, and the rank of the core space is relatively small. When the rank set is smaller than the rank of the core space, the performance of the model is not optimal. Conversely, when it exceeds this rank, the core space is completely covered, which introduces some meaningless redundancy and noise. Additionally, we observe that for the convolutional parameter space, the rank of its core space is much larger, for the convolutional space has a more complex topological structure, necessitating a larger rank to adequately describe it.

## 6.2 Why is FLoRA’s Low-rank Representation Better than Other Methods?

Although methods like FLoRA and LoRA can represent changes in the original parameter space using low-rank representations, FLoRA performs better, indicating that its low-rank representation is superior to other forms of low-rank representations. We will explain the reasons as follows.

### 6.2.1 Theoretical Analysis

In linear parameter spaces, the changes modeled by methods in the LoRA derivatives, can also be simply considered as  $\mathbf{A}\mathbf{G}\mathbf{B}$  with  $\mathbf{G}$  being a diagonal matrix. However, FLoRA does not impose any constraints on  $\mathbf{G}$ , which offers several advantages: firstly, it broadens the range of parameter adjustments and enhances the flexibility of parameter learning. Secondly, FLoRA removes the strong orthogonality constraint on  $\mathbf{G}$ . Since orthogonality is not a characteristic of all downstream tasks, enforcing orthogonal constraints during the learning process could potentially degrade performance, as shown in Tables 1-3. Lastly, since  $\mathbf{G}$  is initialized to zero in FLoRA, under certain conditions,  $\mathbf{G}$  may also learn to exhibit orthogonal properties. This indicates that the low-rank representations of methods like LoRA are a special case of FLoRA, which possesses a more robust low-rank representation capability, thereby yielding better performance.

For high-dimensional parameter spaces, as previously discussed, other methods compromise the structural integrity of the original parameter spaces. In contrast, FLoRA preserves their topological structure, leading to superior performance outcomes.

### 6.2.2 Empirical Analysis

To further substantiate the theoretical analysis on FLoRA’s superiority, we record the average of the Frobenius norm of  $\Delta\mathbf{W}$  and the *feature amplification factor*  $\frac{\|\Delta\mathbf{W}\|_F}{\|\mathbf{U}^T\mathbf{W}\mathbf{V}^T\|_F}$  Hu et al. [2021] of all the layers in DeBERTaV3-base on CoLA during training. Here  $\mathbf{U}$  and  $\mathbf{V}$  being the left- and right-singular matrices of the SVD decomposition of  $\Delta\mathbf{W}$ . The feature amplification factor measures how much of task-specific information are amplified by  $\Delta\mathbf{W}$ .



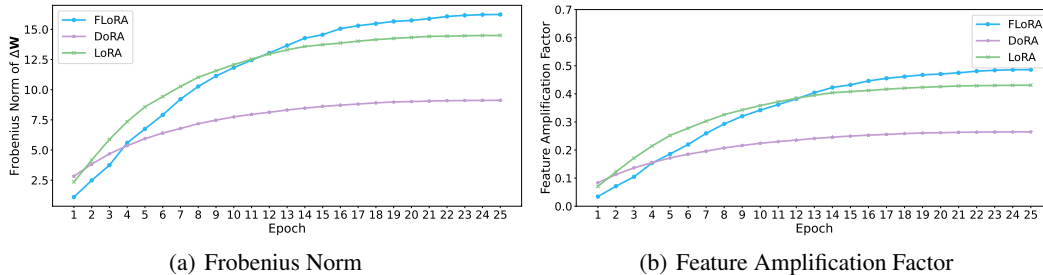


Figure 4: Average of the Frobenius norm of  $\Delta\mathbf{W}$  and the feature amplification factor during training.

The results, illustrated in Fig. 4, show that LoRA and DoRA can amplify task-specific features more than FLoRA in the early stages. As discussed in Sec. 6.2.1, these two methods exhibit strong orthogonality, resulting in a distinct directional learning pattern at the beginning, which contributes to their larger initial values. However, strong orthogonality may not always be suitable for downstream tasks, and since downstream datasets may possess various properties, their amplification factors upon convergence are smaller than that of FLoRA.

Additionally, we found the trend of the Frobenius norm closely aligns with the feature amplification factor, surprisingly. This might indicate that larger  $\Delta\mathbf{W}$  values can accommodate more task-specific information, thereby more effectively amplifying the task-specific information in the frozen weights. We also observed that, initially, the Frobenius norms of  $\Delta\mathbf{W}$  for LoRA and DoRA are also larger than that of FLoRA, for they can quickly capture the orthogonal information if the downstream datasets. However, upon convergence, they are both smaller than FLoRA’s, suggesting that FLoRA can contain more kinds of properties for task-specific information.

### 6.3 Does FLoRA Require Acceptable Training Costs Compared to Other Methods?

We assess the training costs under various configurations. All training hyper-parameters, such as batch size and epochs, are kept consistent, with the results presented in Table 4. Clearly, FLoRA is more efficient in terms of training time and memory footprint compared with SOTA method DoRA, which require significantly more time and GPU memories.

Table 4: Training time (minutes/epoch) and GPU usage (GB) of FLoRA.

Method	ConvNeXt-V2-L					Method	DeBERTaV3-base						
	# Params	COCO		ADE20K			# Params	MNLI		SST-2		STS-B	
		Time	GPU	Time	GPU			Time	GPU	Time	GPU	Time	GPU
LoRA	6.59 %	70	17.19	53	11.94	LoRA	0.18 %	73.57	11.35	6.38	6.85	0.56	6.85
DoRA	6.59 %	100	30.67	67	17.36	DoRA		118.42	16.72	11.26	9.66	0.91	9.66
FLoRA	6.50 %	77	17.94	60	13.10	FLoRA		79.57	11.35	6.83	6.86	0.56	6.85
LoRA	26.36 %	77	18.11	52	12.79	LoRA	0.72 %	74.29	11.39	6.45	6.88	0.59	6.87
DoRA	26.36 %	111	31.41	69	17.86	DoRA		117.14	16.75	11.79	9.69	0.92	9.69
FLoRA	26.06 %	74	18.23	58	13.45	FLoRA		78.57	11.39	6.67	6.88	0.60	6.87

### 6.4 Is FLoRA Sensitive to the Scaling Factor?

We report the sensitivity w.r.t. the scale  $s$  on ConvNeXt-V2-L and DeBERTaV3-base, and the results are shown in Fig. 5. It is obvious that the performance of FLoRA is quite stable with the scale changing in a reasonable range, which is a desirable property in practice.

## 7 Conclusion and Limitation

In this paper, we propose a generalized low-rank tensor decomposition based PEFT method, FLoRA, aiming for N-dimension parameter space. FLoRA asserts that the alternations in each dimensional parameter space contain a low-rank core space structurally consistent to the original space. It models updates using this core space alongside corresponding weights to reconstruct the original alternation space. By doing so, FLoRA effectively preserves the structural integrity of the original N-dimensional parameter space while decomposing it through low-rank tensor decomposition. Extensive

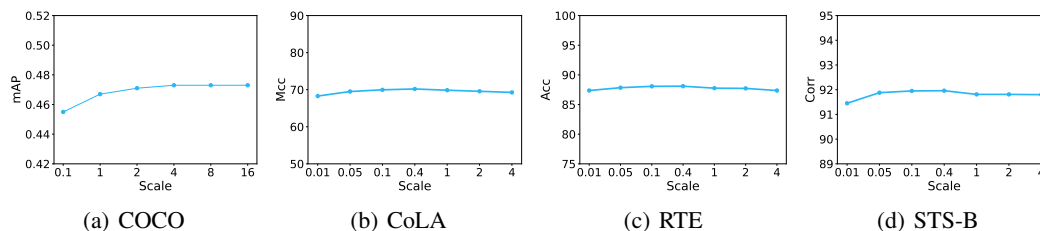


Figure 5: Sensitivity analysis of FLoRA w.r.t. scale  $s$ .

experiments on computer vision, natural language processing and multi-modal domains substantiate the effectiveness of FLoRA.

There still exists some limitations for FLoRA. For a specific backbone, FLoRA could achieve stable superior performance on different datasets when the scaling factor  $s$  changing within a wide range. While for different backbones such as ConvNeXt-V2-L, InternViT-6B and DeBERTaV3-base, it still needs different scales. Understanding the role of scale in different models and designing a unified scale is a topic worthy of further investigation.

## References

- Armen Aghajanyan, Luke Zettlemoyer, and Sonal Gupta. Intrinsic dimensionality explains the effectiveness of language model fine-tuning. *arXiv preprint arXiv:2012.13255*, 2020.
- Daniel Bershtatsky, Daria Cherniuk, Talgat Daulbaev, and Ivan Oseledets. Lotr: Low tensor rank weight adaptation. *arXiv preprint arXiv:2402.01376*, 2024.
- Tom Brown, Benjamin Mann, Nick Ryder, Melanie Subbiah, Jared D Kaplan, Prafulla Dhariwal, Arvind Neelakantan, Pranav Shyam, Girish Sastry, Amanda Askell, et al. Language models are few-shot learners. *Advances in neural information processing systems*, 33:1877–1901, 2020.
- Joao Carreira and Andrew Zisserman. Quo vadis, action recognition? a new model and the kinetics dataset. In *proceedings of the IEEE Conference on Computer Vision and Pattern Recognition*, pages 6299–6308, 2017.
- Kai Chen, Jiaqi Wang, Jiangmiao Pang, Yuhang Cao, Yu Xiong, Xiaoxiao Li, Shuyang Sun, Wansen Feng, Ziwei Liu, Jiarui Xu, et al. Mmdetection: Open mmlab detection toolbox and benchmark. *arXiv preprint arXiv:1906.07155*, 2019.
- Shoufa Chen, Chongjian Ge, Zhan Tong, Jiangliu Wang, Yibing Song, Jue Wang, and Ping Luo. Adaptformer: Adapting vision transformers for scalable visual recognition. *Advances in Neural Information Processing Systems*, 35:16664–16678, 2022.
- Wei Chen, Zichen Miao, and Qiang Qiu. Parameter-efficient tuning of large convolutional models. *arXiv preprint arXiv:2403.00269*, 2024.
- Zhe Chen, Jiannan Wu, Wenhai Wang, Weijie Su, Guo Chen, Sen Xing, Muyan Zhong, Qinglong Zhang, Xizhou Zhu, Lewei Lu, Bin Li, Ping Luo, Tong Lu, Yu Qiao, and Jifeng Dai. Internvl: Scaling up vision foundation models and aligning for generic visual-linguistic tasks. *arXiv preprint arXiv:2312.14238*, 2023.
- MMSegmentation Contributors. MMSegmentation: Openmmlab semantic segmentation toolbox and benchmark. <https://github.com/open-mmlab/msegmentation>, 2020.
- Jacob Devlin, Ming-Wei Chang, Kenton Lee, and Kristina Toutanova. Bert: Pre-training of deep bidirectional transformers for language understanding. *arXiv preprint arXiv:1810.04805*, 2018.
- Ning Ding, Yujia Qin, Guang Yang, Fuchao Wei, Zonghan Yang, Yusheng Su, Shengding Hu, Yulin Chen, Chi-Min Chan, Weize Chen, et al. Parameter-efficient fine-tuning of large-scale pre-trained language models. *Nature Machine Intelligence*, 5(3):220–235, 2023.

- Marc Fischer, Alexander Bartler, and Bin Yang. Prompt tuning for parameter-efficient medical image segmentation. *Medical Image Analysis*, 91:103024, 2024.
- Yash Goyal, Tejas Khot, Douglas Summers-Stay, Dhruv Batra, and Devi Parikh. Making the v in vqa matter: Elevating the role of image understanding in visual question answering. In *Proceedings of the IEEE conference on computer vision and pattern recognition*, pages 6904–6913, 2017.
- Demi Guo, Alexander M Rush, and Yoon Kim. Parameter-efficient transfer learning with diff pruning. *arXiv preprint arXiv:2012.07463*, 2020.
- Danna Gurari, Qing Li, Abigale J Stangl, Anhong Guo, Chi Lin, Kristen Grauman, Jiebo Luo, and Jeffrey P Bigham. Vizwiz grand challenge: Answering visual questions from blind people. In *Proceedings of the IEEE conference on computer vision and pattern recognition*, pages 3608–3617, 2018.
- Junxian He, Chunting Zhou, Xuezhe Ma, Taylor Berg-Kirkpatrick, and Graham Neubig. Towards a unified view of parameter-efficient transfer learning. *arXiv preprint arXiv:2110.04366*, 2021a.
- Kaiming He, Georgia Gkioxari, Piotr Dollár, and Ross Girshick. Mask r-cnn. In *Proceedings of the IEEE/CVF International Conference on Computer Vision*, pages 2961–2969, 2017.
- Pengcheng He, Jianfeng Gao, and Weizhu Chen. Debertav3: Improving deberta using electra-style pre-training with gradient-disentangled embedding sharing. *arXiv preprint arXiv:2111.09543*, 2021b.
- Neil Houlsby, Andrei Giurgiu, Stanislaw Jastrzebski, Bruna Morrone, Quentin De Laroussilhe, Andrea Gesmundo, Mona Attariyan, and Sylvain Gelly. Parameter-efficient transfer learning for nlp. In *International conference on machine learning*, pages 2790–2799. PMLR, 2019.
- Edward J Hu, Yelong Shen, Phillip Wallis, Zeyuan Allen-Zhu, Yuanzhi Li, Shean Wang, Lu Wang, and Weizhu Chen. Lora: Low-rank adaptation of large language models. *arXiv preprint arXiv:2106.09685*, 2021.
- Drew A Hudson and Christopher D Manning. Gqa: A new dataset for real-world visual reasoning and compositional question answering. In *Proceedings of the IEEE/CVF conference on computer vision and pattern recognition*, pages 6700–6709, 2019.
- Nam Hyeon-Woo, Moon Ye-Bin, and Tae-Hyun Oh. Fedpara: Low-rank hadamard product for communication-efficient federated learning. *arXiv preprint arXiv:2108.06098*, 2021.
- Rabeeh Karimi Mahabadi, James Henderson, and Sebastian Ruder. Compacter: Efficient low-rank hypercomplex adapter layers. *Advances in Neural Information Processing Systems*, 34:1022–1035, 2021.
- Alexander Kirillov, Eric Mintun, Nikhila Ravi, Hanzi Mao, Chloe Rolland, Laura Gustafson, Tete Xiao, Spencer Whitehead, Alexander C Berg, Wan-Yen Lo, et al. Segment anything. In *Proceedings of the IEEE/CVF International Conference on Computer Vision*, pages 4015–4026, 2023.
- Dawid Jan Kopiczko, Tijmen Blankevoort, and Yuki Markus Asano. Vera: Vector-based random matrix adaptation. *arXiv preprint arXiv:2310.11454*, 2023.
- Brian Lester, Rami Al-Rfou, and Noah Constant. The power of scale for parameter-efficient prompt tuning. *arXiv preprint arXiv:2104.08691*, 2021.
- Chunyuan Li, Heerad Farkhor, Rosanne Liu, and Jason Yosinski. Measuring the intrinsic dimension of objective landscapes. *arXiv preprint arXiv:1804.08838*, 2018.
- Yifan Li, Yifan Du, Kun Zhou, Jinpeng Wang, Wayne Xin Zhao, and Ji-Rong Wen. Evaluating object hallucination in large vision-language models. *arXiv preprint arXiv:2305.10355*, 2023.
- Tsung-Yi Lin, Michael Maire, Serge Belongie, James Hays, Pietro Perona, Deva Ramanan, Piotr Dollár, and C Lawrence Zitnick. Microsoft coco: Common objects in context. In *Computer Vision—ECCV 2014: 13th European Conference, Zurich, Switzerland, September 6–12, 2014, Proceedings, Part V 13*, pages 740–755. Springer, 2014.

- Haotian Liu, Chunyuan Li, Qingyang Wu, and Yong Jae Lee. Visual instruction tuning. *Advances in neural information processing systems*, 36, 2024a.
- Shih-Yang Liu, Chien-Yi Wang, Hongxu Yin, Pavlo Molchanov, Yu-Chiang Frank Wang, Kwang-Ting Cheng, and Min-Hung Chen. Dora: Weight-decomposed low-rank adaptation. *arXiv preprint arXiv:2402.09353*, 2024b.
- Yinhan Liu, Myle Ott, Naman Goyal, Jingfei Du, Mandar Joshi, Danqi Chen, Omer Levy, Mike Lewis, Luke Zettlemoyer, and Veselin Stoyanov. Roberta: A robustly optimized bert pretraining approach. *arXiv preprint arXiv:1907.11692*, 2019.
- Yuan Liu, Haodong Duan, Yuanhan Zhang, Bo Li, Songyang Zhang, Wangbo Zhao, Yike Yuan, Jiaqi Wang, Conghui He, Ziwei Liu, et al. Mmbench: Is your multi-modal model an all-around player? *arXiv preprint arXiv:2307.06281*, 2023.
- Zhuang Liu, Hanzi Mao, Chao-Yuan Wu, Christoph Feichtenhofer, Trevor Darrell, and Saining Xie. A convnet for the 2020s. In *Proceedings of the IEEE/CVF conference on computer vision and pattern recognition*, pages 11976–11986, 2022.
- Pan Lu, Swaroop Mishra, Tanglin Xia, Liang Qiu, Kai-Wei Chang, Song-Chun Zhu, Oyvind Tafjord, Peter Clark, and Ashwin Kalyan. Learn to explain: Multimodal reasoning via thought chains for science question answering. *Advances in Neural Information Processing Systems*, 35:2507–2521, 2022.
- Gen Luo, Minglang Huang, Yiyi Zhou, Xiaoshuai Sun, Guannan Jiang, Zhiyu Wang, and Rongrong Ji. Towards efficient visual adaption via structural re-parameterization. *arXiv preprint arXiv:2302.08106*, 2023.
- Jun Ma, Yuting He, Feifei Li, Lin Han, Chenyu You, and Bo Wang. Segment anything in medical images. *Nature Communications*, 15(1):654, 2024.
- Rabeeh Karimi Mahabadi, Sebastian Ruder, Mostafa Dehghani, and James Henderson. Parameter-efficient multi-task fine-tuning for transformers via shared hypernetworks. *arXiv preprint arXiv:2106.04489*, 2021.
- Adam Paszke, Sam Gross, Francisco Massa, Adam Lerer, James Bradbury, Gregory Chanan, Trevor Killeen, Zeming Lin, Natalia Gimelshein, Luca Antiga, et al. Pytorch: An imperative style, high-performance deep learning library. *Advances in neural information processing systems*, 32, 2019.
- Baolin Peng, Chunyuan Li, Pengcheng He, Michel Galley, and Jianfeng Gao. Instruction tuning with gpt-4. *arXiv preprint arXiv:2304.03277*, 2023.
- Jonas Pfeiffer, Aishwarya Kamath, Andreas Rücklé, Kyunghyun Cho, and Iryna Gurevych. Adapter-fusion: Non-destructive task composition for transfer learning. *arXiv preprint arXiv:2005.00247*, 2020.
- Xipeng Qiu, Tianxiang Sun, Yige Xu, Yunfan Shao, Ning Dai, and Xuanjing Huang. Pre-trained models for natural language processing: A survey. *Science China Technological Sciences*, 63(10): 1872–1897, 2020.
- Zeju Qiu, Weiyang Liu, Haiwen Feng, Yuxuan Xue, Yao Feng, Zhen Liu, Dan Zhang, Adrian Weller, and Bernhard Schölkopf. Controlling text-to-image diffusion by orthogonal finetuning. *Advances in Neural Information Processing Systems*, 36:79320–79362, 2023.
- Alec Radford, Jong Wook Kim, Chris Hallacy, Aditya Ramesh, Gabriel Goh, Sandhini Agarwal, Girish Sastry, Amanda Askell, Pamela Mishkin, Jack Clark, et al. Learning transferable visual models from natural language supervision. In *International conference on machine learning*, pages 8748–8763. PMLR, 2021.
- Colin Raffel, Noam Shazeer, Adam Roberts, Katherine Lee, Sharan Narang, Michael Matena, Yanqi Zhou, Wei Li, and Peter J Liu. Exploring the limits of transfer learning with a unified text-to-text transformer. *Journal of machine learning research*, 21(140):1–67, 2020.

- Anastasia Razdaibiedina, Yuning Mao, Rui Hou, Madian Khabsa, Mike Lewis, Jimmy Ba, and Amjad Almahairi. Residual prompt tuning: Improving prompt tuning with residual reparameterization. *arXiv preprint arXiv:2305.03937*, 2023.
- Adithya Renduchintala, Tugrul Konuk, and Oleksii Kuchaiev. Tied-lora: Enhancing parameter efficiency of lora with weight tying. *arXiv preprint arXiv:2311.09578*, 2023.
- Robin Rombach, Andreas Blattmann, Dominik Lorenz, Patrick Esser, and Björn Ommer. High-resolution image synthesis with latent diffusion models. In *Proceedings of the IEEE/CVF conference on computer vision and pattern recognition*, pages 10684–10695, 2022.
- Zhengxiang Shi and Aldo Lipani. Dept: Decomposed prompt tuning for parameter-efficient fine-tuning. *arXiv preprint arXiv:2309.05173*, 2023.
- Amanpreet Singh, Vivek Natarajan, Meet Shah, Yu Jiang, Xinlei Chen, Dhruv Batra, Devi Parikh, and Marcus Rohrbach. Towards vqa models that can read. In *Proceedings of the IEEE/CVF conference on computer vision and pattern recognition*, pages 8317–8326, 2019.
- Ledyard R Tucker. Some mathematical notes on three-mode factor analysis. *Psychometrika*, 31(3): 279–311, 1966.
- Alex Wang, Amanpreet Singh, Julian Michael, Felix Hill, Omer Levy, and Samuel R Bowman. Glue: A multi-task benchmark and analysis platform for natural language understanding. *arXiv preprint arXiv:1804.07461*, 2018.
- Wenhai Wang, Jifeng Dai, Zhe Chen, Zhenhang Huang, Zhiqi Li, Xizhou Zhu, Xiaowei Hu, Tong Lu, Lewei Lu, Hongsheng Li, et al. Internimage: Exploring large-scale vision foundation models with deformable convolutions. In *Proceedings of the IEEE/CVF Conference on Computer Vision and Pattern Recognition*, pages 14408–14419, 2023a.
- Yaqing Wang, Jialin Wu, Tanmaya Dabral, Jiageng Zhang, Geoff Brown, Chun-Ta Lu, Frederick Liu, Yi Liang, Bo Pang, Michael Bendersky, et al. Non-intrusive adaptation: Input-centric parameter-efficient fine-tuning for versatile multimodal modeling. *arXiv preprint arXiv:2310.12100*, 2023b.
- Sanghyun Woo, Shoubhik Debnath, Ronghang Hu, Xinlei Chen, Zhuang Liu, In So Kweon, and Saining Xie. Convnext v2: Co-designing and scaling convnets with masked autoencoders. In *Proceedings of the IEEE/CVF Conference on Computer Vision and Pattern Recognition*, pages 16133–16142, 2023.
- Gui-Song Xia, Xiang Bai, Jian Ding, Zhen Zhu, Serge Belongie, Jiebo Luo, Mihai Datcu, Marcello Pelillo, and Liangpei Zhang. Dota: A large-scale dataset for object detection in aerial images. In *Proceedings of the IEEE conference on computer vision and pattern recognition*, pages 3974–3983, 2018.
- Tete Xiao, Yingcheng Liu, Bolei Zhou, Yuning Jiang, and Jian Sun. Unified perceptual parsing for scene understanding. In *Proceedings of the European conference on computer vision*, pages 418–434, 2018.
- Xingxing Xie, Gong Cheng, Jiabao Wang, Xiwen Yao, and Junwei Han. Oriented r-cnn for object detection. In *Proceedings of the IEEE/CVF international conference on computer vision*, pages 3520–3529, 2021.
- SHIH-YING YEH, Yu-Guan Hsieh, Zhidong Gao, Bernard BW Yang, Giyeong Oh, and Yanmin Gong. Navigating text-to-image customization: From lycoris fine-tuning to model evaluation. In *The Twelfth International Conference on Learning Representations*, 2023.
- Elad Ben Zaken, Shauli Ravfogel, and Yoav Goldberg. Bitfit: Simple parameter-efficient fine-tuning for transformer-based masked language-models. *arXiv preprint arXiv:2106.10199*, 2021.
- Qingru Zhang, Minshuo Chen, Alexander Bukharin, Pengcheng He, Yu Cheng, Weizhu Chen, and Tuo Zhao. Adaptive budget allocation for parameter-efficient fine-tuning. In *The Eleventh International Conference on Learning Representations*, 2022.

Bolei Zhou, Hang Zhao, Xavier Puig, Sanja Fidler, Adela Barriuso, and Antonio Torralba. Scene parsing through ade20k dataset. In *Proceedings of the IEEE conference on computer vision and pattern recognition*, pages 633–641, 2017.

Yue Zhou, Xue Yang, Gefan Zhang, Jiabao Wang, Yanyi Liu, Liping Hou, Xue Jiang, Xingzhao Liu, Junchi Yan, Chengqi Lyu, Wenwei Zhang, and Kai Chen. Mmrotate: A rotated object detection benchmark using pytorch. In *ACM International Conference on Multimedia*, 2022.