

---

# eXmY: A Data Type and Technique for Arbitrary Bit Precision Quantization

---

Aditya Agrawal  
adityaag@google.com

Matthew Hedlund

Blake Hechtman  
blakehechtman@google.com

Google LLC

## Abstract

eXmY is a novel data type for quantization of ML models. It supports both arbitrary bit widths and arbitrary integer and floating point formats. For example, it seamlessly supports 3, 5, 6, 7, 9 bit formats. For a specific bit width, say 7, it defines all possible formats e.g. e0m6, e1m5, e2m4, e3m3, e4m2, e5m1 and e6m0. For non-power of two bit widths e.g. 5, 6, 7, we created a novel encoding and decoding scheme which achieves perfect compression, byte addressability and is amenable to sharding and vector processing. We implemented libraries for emulation, encoding and decoding tensors and checkpoints in C++, TensorFlow, JAX and PAX. For optimal performance, the codecs use SIMD instructions on CPUs and vector instructions on TPUs and GPUs. eXmY is also a technique and exploits the statistical distribution of exponents in tensors. It can be used to quantize weights, static and dynamic activations, gradients, master weights and optimizer state. It can reduce memory (CPU DRAM and accelerator HBM), network and disk storage and transfers. It can increase multi tenancy and accelerate compute. eXmY has been deployed in production for almost 2 years.

## 1 Introduction

The relentless growth in model size poses significant challenges for model training, pretraining, finetuning and serving. Large Embedding Models (LEMs) e.g. DLRM [44] and Large Language Models (LLMs) e.g. PaLM [9], LLaMA [58, 59, 38], GPT-3 [7], have large memory footprint, memory and network bandwidth requirements, compute requirements, serving latencies, energy consumption and cost.

Quantization is a proven approach to mitigate these challenges, by reducing the precision of model weights, master weights, activations, gradients, optimizer states, and network communication. However, most existing quantization techniques and hardware rely on conventional power-of-two bit widths and formats, which may not be ideally suited for preserving model quality in all use cases.

Previously, ML accelerators e.g. Google TPUs [30, 23, 24], and Nvidia GPUs [46, 47] added support for `int8` and `int4` datatypes. More recently, Nvidia H100 [47] and Nvidia GB200 [49] have added support for `fp8`, `fp6` and `fp4` datatypes. Nvidia TensorFloat32 [48] and the OCP [54] `fp6` formats e.g. `e2m3` and `e3m2` are a step in the direction of supporting non power-of-two bit widths. However, they do not address the entire problem space. In addition, they do not provide a bit packing and unpacking scheme to actually reduce the memory footprint and bandwidth.

Different layers and operations within a model have different sensitivity to precision, for example, the authors in [39] suggest using `e4m3` for weight and activation tensors, and `e5m2` for gradient tensors. In this work, we propose and advocate the use of flexible, arbitrary bit precision formats which can be

tailored to the specific requirements of each model component e.g. master weights, training weights, serving weights, network communication etc. Our contributions are

- A novel datatype which supports arbitrary bit widths and formats.
- A software library to emulate any datatype using existing `bfloat16` or `float32` datatypes. This enables very fast evaluation of model quality at different formats and bit widths. The library can be used to quantize weights, master weights, static and dynamic activations, gradients, optimizer states and network communication. The library preserves `NaNs` and `Infs` for easy debugging.
- Software codecs for packing and unpacking bits into existing datatypes. The codecs achieve perfect compression, offer byte addressability, works seamlessly with sharding and are amenable to vector processing on CPUs, GPUs and TPUs for high performance.
- Discovered a distribution of exponents in ML models and proposed a technique to exploit the distribution to significantly reduce the number of bits required by ML models.

## 2 A New Datatype

Over the years, many floating point formats have been proposed. Some of those have been IEEE standardized e.g. `float64`, `float32` and `float16` [40]. Some are vendor specific e.g. `bfloat16` from Google [25] and `tensorfloat32` from NVidia [48]. Others like `fp8`, `fp6`, `fp4` [54] have been proposed recently by the Open Compute Project (OCP). Some formats like `float32` have only one definition i.e., 1 sign bit, 8 exponent bits, 23 mantissa bits, exponent bias of 127, supports subnormals, NaNs, positive and negative infinities, while, others like `fp8` support multiple formats within the same bit width e.g. `e4m3` and `e5m2`. Table 1, shows the bit allocation and exponent bias for a few different data types.

**Format** `eXmY` is a generalization of the floating point format to arbitrary bit widths and formats. It has 1 sign bit,  $X$  exponent bits and  $Y$  mantissa bits. For example, with 7 bits, it defines 7 formats viz. `e6m0`, `e5m1`, `e4m2`, `e3m3`, `e2m4`, `e1m5` and `e0m6`.

When  $X = 1$ , the format becomes linear and equivalent to a symmetric signed integer format, e.g. `e1m2` is equivalent to symmetric `int4` and can represent integers from  $[-7, 7]$ , `e1m3` is equivalent to symmetric `int5` and can represent integers from  $[-15, 15]$  etc. This equivalence enables comparing integer and floating point formats more easily, for example, their dynamic range and precision. It also enables implementing integer arithmetic using floating point hardware.

When  $X = 0$ , the format degenerates to the form (sign, magnitude). Like floating point numbers, it has a double zero, but it can be instead interpreted as a 2’s complement number to get an additional encoding. For example, `e0m3` can be used as `int4` and represent integers from  $[-8, 7]$ .

Therefore, `eXmY` can represent signed integers, symmetric signed integers and floating point numbers. Overall, for bit widths less than and equal to 8, it defines 36 different formats

Table 1: Floating point datatypes.

Format	AKA	# Bits	Sign Bit	# Exponent Bits	# Mantissa Bits	Exponent Bias
fp32	e8m23	32	1	8	23	127
tf32	e8m10	19	1	8	10	127
bf16	e8m7	16	1	8	7	127
fp16	e5m10	16	1	5	10	15
fp8	e4m3	8	1	4	3	7
fp8	e5m2	8	1	5	2	15
	eXmY	$1 + X + Y$	1	$X$	$Y$	variable

from `e7m0` down to `e0m0`. For bit widths between 8 and 32 there are dozens of formats e.g. `e5m4`.

**Subnormals** Subnormals, i.e. an exponent value of zero and non zero mantissa, increase the dynamic range of the representation. `eXmY` supports subnormals like other floating point formats.

**Rounding** The IEEE 754 standard [40] defines 5 rounding modes viz. `roundTiesToEven`, `roundTiesToAway`, `roundTowardPositive`, `roundTowardNegative` and `roundTowardZero`. The rounding mode `roundTiesToEven`, also referred to as, Round To Nearest Even (RTNE), is the default rounding mode for binary formats. We extended the RTNE logic in Eigen [26] for rounding from `float32` to `bfloat16`, to arbitrary number of mantissa bits. We preserve NaNs and Infs during rounding.

**NaNs & Infs** Support for `NaNs` and `Infs` is optional in `eXmY`. This is especially important for serving in sub byte precision, because trained ML model weights do not have `NaNs` or `Infs`.

**Exponent Bias** In the IEEE and OCP formats, the exponent bias, the smallest normal and the normal exponent range are defined by the standard. These values are interdependent and there is only 1 degree of freedom. For example, in the IEEE `float32` format, the exponent bias is 127, the smallest normal is  $2^{-126}$  and the normal exponent range is  $[2^{-126}, 2^{127}]$ . For the OCP `E4M3` format, the corresponding values are 7,  $2^{-6}$  and  $[2^{-6}, 2^8]$ . However, in `eXmY`, these values are software defined and is stored as metadata. For example, in `e3m3`, with 3 exponent bits, the corresponding values could be  $(2, 2^{-1}, [2^{-1}, 2^5])$  or  $(-1, 2^2, [2^2, 2^8])$  i.e. the value  $2^0 = 1$  is not even in the normal exponent range in the second example.

**Metadata** Since the byte and sub-byte formats have limited dynamic range, `eXmY`, OCP formats [54], conventional `int8` and `int4` quantization schemes, maintain some metadata. Typically, with `int8` and `int4` quantization, the metadata is a `bfloat16` or `float32` scaling factor. In the OCP formats, the metadata is an 8-bit power-of-2 scaling factor. Its format is the same as the 8-bit exponent field of the IEEE `float32` format. In `eXmY`, the metadata is the value of the maximum biased exponent, an 8 bit value.

The maximum biased exponent can be determined before or after rounding to the appropriate number of mantissa bits. An additional `bfloat16` or `float32` scaling factor can also be maintained.

**Block Size** The OCP formats define a block size of 32, i.e. the metadata is shared between 32 elements. `eXmY` does not define or constrain the size or shape of the block. A block can be a tensor, a row, a column, a sub row or even a 2D tile. As is obvious, more metadata improves model quality at the expense of storage. In general, we have observed that for LLM serving, `e3m2` and `e3m1` require only one metadata per row, while `e2m1` and `e1m2` benefit from smaller block sizes.

## 2.1 Emulation

Just like we can emulate `int5` or `int7` using an `int8` datatype, likewise, we can emulate any `eXmY` format using `bfloat16`, if  $X \leq 8$  and  $Y \leq 7$ , or using `fp16`, if  $X \leq 5$  and  $Y \leq 10$ , or using `float32`, if  $X \leq 8$  and  $Y \leq 23$ . We preserve NaNs and Infs during emulation.

Fig. 1 shows a scatter plot of the original values vs. values emulated with `e2m1` at block size 16 and at three different schemes viz. maximum exponent before rounding, maximum exponent after rounding, and float scaling with maximum exponent of 127. Note that the same input value can either be (a) saturated to the largest normal, (b) rounded to the appropriate number of mantissa bits, (c) considered a subnormal, or (d) flushed to zero, depending on its relative value in the block.

The first two plots have a staircase pattern with one step between every power of two. The scheme maximum exponent after rounding is useful at small block sizes to prevent excessive truncation of the largest value in the block. For example, in the first scheme, 3.9 either rounds down to 3.0 or rounds up to 4.0, while, in the second scheme, it always rounds up to 4.0. The float scaling scheme captures the largest value in the block accurately.

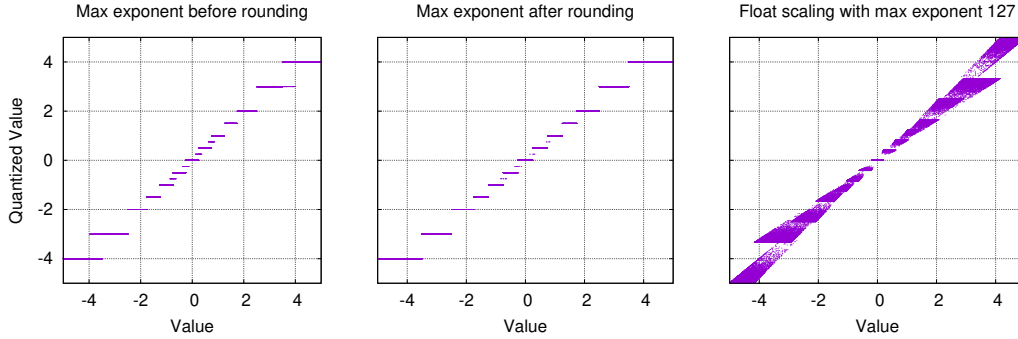


Figure 1: Emulation using `e2m1` with different schemes.

## 2.2 Codecs: Encoder & Decoder

Current processors provide only a few compute data types e.g. `float32`, `bfloat16`, `int8`, `int4`, OCP `e4m3` etc., however, `eXmY` supports dozens of formats. Therefore, we need software routines or hardware instructions to encode and decode from `eXmY` data types.

The encoding and decoding can be done offline or on the fly. For example, trained weights and static activations (feature maps) can be encoded offline and is not performance critical. However, decoding weights during serving or encoding and decoding the dynamic activations and gradients before and after network communication is performance critical. The codecs have two components:

### 2.2.1 Type Conversion: `Float` $\longleftrightarrow$ `eXmY` + Metadata

In this step, we convert a float format to an `eXmY` format and store it in an 8, 16 or 32 bit container and vice versa. The metadata i.e., maximum exponent, is maintained separately. For example, we convert a `bfloat16` tensor of shape  $(R, C)$  to an `int8` tensor of shape  $(R, C)$  containing `e3m3` values, and an `int8` tensor of shape  $(R, 1)$  containing the metadata.

### 2.2.2 Bit Packing & Unpacking: Power-of-2 Decomposition

Consider an array, where each element is a 7-bit `eXmY` datatype e.g., `e3m3`. Fig. 2, shows the scheme for packing and unpacking an array of shape  $(8, 1)$  with 7-bit elements. Before packing and after unpacking, the elements are held in an `int8` container as shown in the figure. We decompose the bits into *power-of-2* segments i.e.,  $7 = 4 + 2 + 1$ . We pack eight 4-bit elements into an `int32` container, eight 2-bit elements into an `int16` container, and eight 1-bit elements into an `int8` container, as shown on the right. Overall, an array of shape  $(8R, C)$  gets packed into 3 arrays of `int32`, `int16` and `int8`, each of shape  $(R, C)$ . There are many advantages of this scheme.

- Uses existing storage datatypes e.g. `int32`, `int16` and `int8`.
- Independent of the data format e.g., the 7-bit format could be either `e4m2` or `e3m3`.
- Achieves perfect compression i.e., 8 elements of 7-bits use exactly  $32 + 16 + 8 = 56$  bits.
- Works for all arbitrary bit widths. For example, an array of shape  $(8R, C)$  containing 5-bit elements ( $5 = 4 + 1$ ) can be packed into 2 arrays of `int32` and `int8`, each of shape  $(R, C)$ .
- Amenable to SIMD and vector processing on current CPUs, GPUs and TPUs.
- The array can be sharded along rows or columns, before or after packing, and each shard can be independently reconstructed.
- Can be modified to pack along columns i.e., an array of shape  $(R, 8C)$  can be packed into multiple arrays of shape  $(R, C)$ .

The only constraint of the scheme is that the number of rows or columns is a multiple of 8, which is almost always true in ML models.

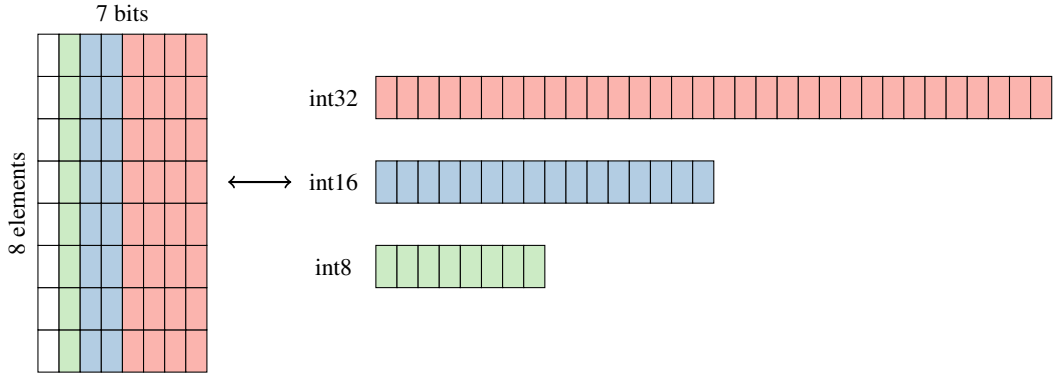


Figure 2: Bit packing and unpacking for 7-bit wide elements.

### 3 Technique

#### 3.1 Exponent Distribution

Both `float32` and `bfloat16` use 8 exponent bits, i.e., they can encode 256 exponent values. Also both formats have an exponent bias of 127 i.e., an exponent of 1 ( $2^1$ ) is stored as  $127 + 1 = 128$ . 0 has an exponent of zero.

The plot below shows the histogram of the exponent values in one of the PaLM-2 layers [1]. The X-axis shows the biased exponent value which ranges from  $[0, 255]$ . The X2-axis on top shows the corresponding floating point values. The Y-axis shows the histogram on a  $\log_{10}$  scale. The exponent distribution shifts a little but has the same shape for both weights and activations.

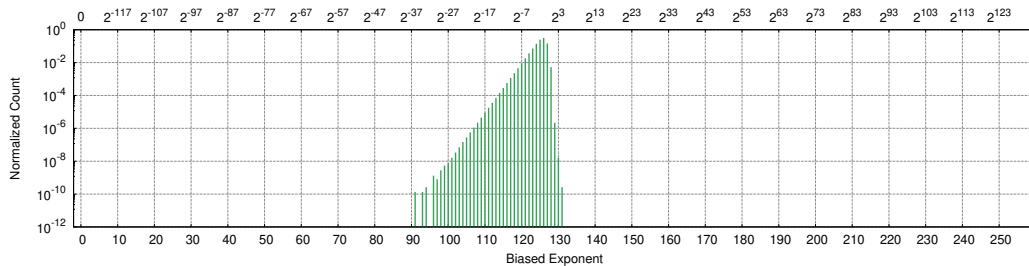


Figure 3: Histogram of the exponent values.

There are multiple observations from this plot:

- There are no absolute zeros in the value distribution. However, if the tensor is zero initialized, as is the case for some large embedding models, we do observe some absolute zeros.
- The left side of the distribution is linear in the log scale. For example, the number of values with exponent 101 is two times the number of values with exponent 100. The number of values with exponent 120 is  $2^{20} \approx 10^6$ , times the number of values with exponent 100. This implies that the values are uniformly distributed on the left side.
- The distribution reaches a peak and then drops sharply.
- The fraction of values with a large magnitude, e.g.  $[2, 16]$  is very small  $\approx$  less than 1%. This is because ML models typically, but not always, use weight clipping and weight regularization. Models which don't use weight clipping or regularization have a higher fraction.
- Only a small range, typically  $\{0, [80 - 140]\}$ , of biased exponents are used. This implies we need only 6 bits, instead of 8 bits, for lossless encoding of exponents.

- The fraction of values with a small magnitude, e.g.  $(0, 2^{-10})$  i.e. exponents in the range  $[0, 116]$  is very small  $\approx 0.11\%$ .

The last observation is the most important. In the above distribution, if we flush values with smaller exponents, i.e.  $[0, 116]$  to zero (exponent of 0) and retain only the top 15 exponents, i.e.  $[117, 131]$ , then we need only 4 bits to encode the exponents  $\{0, [117, 131]\}$ . The hypothesis is that flushing the exponent tail to zero will have minimal impact on model quality.

Note that using subnormals and more metadata e.g. *max exponent* per row, instead of per tensor, significantly reduces the fraction of values flushed to zero and improves model quality. We found that `e4mY` with per tensor metadata and `e3mY` with per row or column metadata is quality neutral for a wide variety of Large Embedding Models (LEMs) and Large Language Models (LLMs). `e2mY` generally requires metadata at finer granularity. See quality evaluation in Section 6.

### 3.2 #Mantissa Bits vs Quality

Table 2 shows the model quality of the PaLM 2 S model [1], for a few LLM datasets as we reduce the number of mantissa bits of the Feed Forward Networks (FFN) weights, using Post Training Quantization (PTQ). The baseline is `bf16`, i.e. `e8m7`. We can observe that the model quality is fairly neutral even with just 1 or 2 mantissa bits. However, the quality drops significantly with zero mantissa bits i.e. only power of 2 numbers.

Table 2: PaLM 2 S quality vs number of mantissa bits.

format	base	e8m6	e8m5	e8m4	e8m3	e8m2	e8m1	e8m0
hellaswag	64.45	64.59	64.56	64.49	64.42	64.49	64.02	64.30
lambada	84.15	84.26	84.26	83.95	84.03	83.60	82.77	65.07
squadv2	75.46	75.31	75.46	75.38	75.47	75.09	73.32	71.53
triviaqa	77.21	77.28	77.26	77.23	77.29	76.79	75.74	70.60
webqs	23.47	23.33	23.38	23.62	23.43	23.23	21.95	20.57

Combining the observations in this and the previous section, we found that `e3m1` with per row metadata is fairly quality neutral for LLMs. `e2m1` and `e1m2` benefit from metadata at finer granularity. See quality evaluation in Section 6.

## 4 Applications

`eXmY` can be used to (a) Quantize weights, static and dynamic activations and gradients (b) Quantize master weights and optimizer state (c) Accelerate compute (d) Increase multi tenancy (e) Reduce memory transfers (f) Reduce network (PCIe, data center network) transfers (g) Reduce disk storage and disk transfer.

`eXmY` can be used for both Post Training Quantization (PTQ) and Quantization Aware Training (QAT). It can be used with both symmetric and affine quantization schemes. It can be combined with other techniques e.g. sparsity and lossless compression algorithms e.g. Zstandard [13]. Since `eXmY` is also a datatype it can be used with other quantization recipes and techniques e.g. HAWQ [19], QLoRA [16], OPTQ [21], SmoothQuant [63] etc.

`eXmY` allows choosing the number of exponent bits, mantissa bits, and block size on a per tensor basis and hence enables a gradual trade off between model quality and compression. The emulation and codecs work on all existing CPUs, GPUs and TPUs, but can benefit from hardware support for conversions and bit packing and unpacking.

## 5 Limitations and Considerations

The `eXmY` datatype itself has no limitations. During serving, there are no `NaNs` or `Infs` and all encodings have finite values. During training with `eXmY` emulation, `NaNs` and `Infs` are preserved

out of band and hence all eXmY values are still finite. Training with true eXmY encoded values requires allocating an encoding(s) for these special values and has not been discussed in this paper.

The eXmY technique works best for PTQ of weights when models use weight regularization, weight clipping etc., such that the weights have an exponent distribution as shown in Fig. 3. When those techniques are not used, there is a larger fraction of values to the right of the peak and that requires using a format with a bigger dynamic range e.g. e4m3 instead of e3m4.

Based on the exponent distribution, we can make educated guesses about the format to use. However, the impact on model quality needs to be measured. Finally, the acceptable change (drop) in model quality with quantization depends on the trade off between revenue impact and cost savings.

## 6 Quality Evaluation

We evaluated eXmY on many open source models e.g. ResNet [28], Transformer [60], BERT [17], as well as many internal vision, ranking, recommendation, Large Embedding Models (LEMs) and Large Language Models (LLMs). In this section, we show the quality evaluation on the PaLM 2 S model [1] using the following datasets: Adversarial NLI (ANLI) [45], ARC [12], BoolQ [10], CB, COPA [53], COQA, DROP [20], HellaSwag [66], LAMBADA [50], Natural Questions [32], OpenBookQA [41], PIQA [4], QuAC [8], RACE [33], ReCoRD [67], RTE, SQuAD v2 [52], StoryCloze [42], TriviaQA [29], TyDi QA [11], WebQuestions [3], WiC [51], Winograd [34], and WinoGrande [55].

The left half of Table 3, shows the scores when all the Feed Forward Network (FFN) weights are post training quantized to e3m4, e3m3, e3m2, e3m1, e3m0, and e2m1 respectively. The attention layers are always quantized to e3m4. The block size is the length of the row in the weight matrix. The scheme is maximum exponent before rounding. There are multiple observations from the table:

- Overall, LLMs hold their quality very well with simple PTQ of weights down to e3m1 even with per-row metadata and without requiring any advanced techniques like SmoothQuant [63], OPTQ [21], ZeroQuant [65] etc.
- The quality does not decrease monotonically as we reduce the number of exponent and/or mantissa bits. For example, for OpenBookQA and PIQA, the quality with e3m2 is better than bfloat16, which is e8m7. We suspect this is due to the opposing effects of quantization and regularization.
- Some datasets e.g. HellaSwag are very resilient to quantization, while others e.g. LAMBADA are more sensitive, i.e. the choice of the quantization format is dataset dependent.
- The quality drop is significant at 4 bit formats e.g. e3m0 and e2m1 at large block sizes.

The quality of e2m1 improves by reducing the block size. The right half of Table 3, shows the scores when the block size is reduced from row to 512 and then to 64 in powers of 2. We can observe that for sensitive datasets like LAMBADA, the quality increases monotonically as we decrease the block size.

## 7 Related Work

Posits [27, 36] are an alternative way of representing real numbers. They offer a good trade-off between dynamic range and accuracy, encounter fewer exceptions, and have tapered precision i.e. numbers near  $\pm 1$  have more precision, while very big and very small numbers have less. Other floating point formats have also been proposed e.g. Logarithmic numbers [14] and NormalFloat4 [16] which targets normally distributed weights.

Numerous studies and techniques compare and use different data types in various settings, such as post training quantization (PTQ), quantization aware training (QAT) and fully quantized training (FQT). For quantized inference, multiple industry and academic white papers highlight the overall benefits and general approaches to int8 (sometimes even int4) quantization [62, 43, 22] exploring quantization granularity, scaling methods, initialization techniques, and data formats.

For LLM quantization, a plethora of techniques have emerged such as one-shot PTQ techniques with layer-wise optimizations [21], optimization free techniques which leverage robustness of data types

Table 3: PaLM 2 S quality at different eXmY formats and block sizes.

format	base	e3m4	e3m3	e3m2	e3m1	e3m0	e2m1	e2m1	e2m1	e2m1	
block_size		row	row	row	row	row	row	512	256	128	64
anlir1	53.00	53.90	54.10	53.80	54.30	52.40	51.30	52.90	53.80	53.70	53.70
anlir2	49.00	49.30	49.10	48.60	49.30	46.90	47.20	45.40	46.80	47.60	48.20
anlir3	52.75	53.08	53.42	53.17	53.92	53.92	52.08	53.00	52.50	51.75	52.75
arcchallenge	56.06	56.57	56.74	56.74	55.46	54.69	52.13	54.86	55.03	55.63	55.63
arceasy	84.93	84.89	84.89	85.06	84.05	84.13	78.96	82.74	82.87	83.21	83.54
boolq	89.08	88.81	88.93	88.90	88.96	86.88	79.08	85.57	87.80	88.29	88.13
cb	87.50	87.50	85.71	91.07	83.93	87.50	76.79	82.14	83.93	85.71	85.71
copa	89.00	88.00	87.00	87.00	89.00	88.00	89.00	86.00	87.00	87.00	88.00
coqa	63.06	63.21	63.22	62.92	62.81	59.64	61.44	62.73	62.51	62.29	62.73
drop	54.60	54.64	54.56	54.24	53.87	50.06	51.68	53.32	53.33	53.75	53.97
hellaswag	64.45	64.53	64.33	64.54	64.01	64.20	62.32	64.02	63.68	63.68	63.13
lambada	84.15	84.30	84.34	83.58	83.27	65.07	75.57	79.64	80.38	82.50	83.17
eue19_defr	36.17	35.96	35.91	35.58	35.71	34.17	31.62	34.98	35.10	35.55	35.45
eue19_frde	26.79	26.66	26.09	24.93	27.31	26.62	21.04	25.78	25.94	26.11	26.53
wmt14_enfr	44.89	44.96	45.07	45.06	44.44	41.79	41.42	43.35	43.35	43.69	43.97
wmt14_fren	44.96	44.85	45.26	44.80	44.74	41.29	41.56	43.92	44.41	44.56	44.48
wmt16_deen	48.37	48.56	48.53	48.29	48.02	45.24	44.59	47.70	47.82	48.10	47.90
wmt16_ende	39.44	39.37	39.32	39.13	38.75	34.20	35.65	37.73	38.16	37.82	38.42
wmt16_enro	32.63	32.66	32.72	32.50	32.76	31.70	31.53	32.46	32.46	32.72	32.68
wmt16_roen	46.62	46.59	46.50	46.62	46.27	44.84	44.08	45.35	45.96	45.87	45.92
wmt19_enkk	8.36	8.48	8.24	8.66	8.53	5.82	7.71	7.88	7.09	7.01	7.61
wmt19_enzh	5.28	5.12	5.20	5.06	4.99	4.46	5.90	5.38	5.48	4.86	4.87
wmt19_kken	31.15	31.23	31.41	31.16	31.07	28.99	26.46	29.97	30.32	30.71	30.92
wmt19_zhen	32.76	32.63	32.47	32.43	31.57	28.12	28.43	30.56	30.88	30.81	31.54
nqs	27.92	28.06	27.78	27.29	26.32	22.35	20.00	24.71	24.85	24.46	26.04
openbookqa	47.80	47.60	47.80	48.40	46.40	44.60	42.40	47.00	46.20	45.60	47.20
piqa	81.01	81.18	81.18	81.23	80.85	80.36	77.97	80.79	80.69	80.63	80.85
quac	23.46	23.43	23.42	23.39	22.83	19.87	20.51	22.49	22.80	22.70	22.57
raceh	48.31	48.28	48.68	48.68	48.74	48.48	47.20	49.06	48.54	48.91	48.80
racem	64.83	64.97	65.67	65.04	65.04	63.79	63.02	64.48	64.55	64.76	64.69
record	92.10	92.22	92.02	92.15	91.93	89.44	89.34	91.20	91.37	91.73	91.80
rte	77.26	77.62	77.26	78.34	77.98	75.45	79.42	77.98	77.62	77.98	77.98
squadv2	75.46	75.63	75.63	75.25	73.52	71.70	75.41	76.18	74.98	75.19	74.73
storycloze	81.88	81.83	82.36	82.26	81.51	82.31	78.67	81.93	81.56	81.56	81.13
triviaqa	77.21	77.33	77.43	76.77	75.82	71.01	67.43	73.90	74.30	74.68	75.77
tydiaqa	17.31	17.33	17.14	17.02	16.47	14.24	14.08	16.27	16.15	16.15	16.09
webqs	23.47	23.47	23.18	23.03	21.65	20.62	17.27	22.24	21.21	21.46	22.24
wic	51.10	51.25	50.47	53.61	50.94	50.31	50.16	50.00	50.31	50.63	50.16
winograd	84.98	84.98	85.71	84.25	84.25	82.78	79.12	84.62	82.78	84.98	83.15
winogrande	77.35	77.82	77.03	78.14	77.19	75.22	69.46	73.40	74.11	76.40	75.37
wsc273	84.62	85.35	84.98	83.88	84.62	82.05	77.66	83.15	82.05	84.98	81.32



(fp8) [31], and 4 bit techniques with searches for exponents bits and clipping range [35]. After analyzing the causes of quality degradation in LLM quantization, various authors have identified outlier behaviour to be problematic and proposed various solutions, such as offline transformation of weights to absorb outliers [63], channel-wise shifting and scaling [61], rotation of hidden state matrices [2], modifications of the attention mechanism [6], and mixed-precision matrix decomposition [15].

To combat model quality degradation at lower bit-widths, some previous works propose mixed precision approaches which keep sensitive layers in higher precision, whereby the sensitivity is usually approximated through a Hessian [19, 18, 64, 57]. Alternatively, to improve quality other works incorporate quantization consideration into training (QAT), for example through optimizing clipping scalars [56] or data-free distillation method based on outputs of a pretrained model [35].

Extending quantization to training (FQT), QLoRA [16] reduces the memory requirements for LLM finetuning by quantizing the weights of the frozen pretrained model to 4 bits. Going even further [37] quantize weights, activations, errors, gradients, and the master copy of the weights during training and achieve SOTA through various data sets and models utilizing loss scaling method to augment the reduced subnormal range and stochastic rounding. Attempting to simplify training with FP8 [5] present unit scaling, a paradigm which yields unit variance for weights, activations, and gradients at initialization. This approach works without quality degradation across multiple optimizers and models.

## 8 Conclusion

In this work, we described eXmY, a new data type and technique for quantization of ML models. It can represent arbitrary bit width signed integers, symmetric signed integers and floating point numbers. It supports subnormals and arbitrary block shapes and sizes.

We described a novel bit packing scheme which achieves perfect compression using existing storage data types. It works for all arbitrary bit widths and is amenable to vector processing on all existing hardware. The scheme offers byte addressability and works seamlessly with array sharding. We implemented libraries for emulation, encoding and decoding tensors in multiple frameworks.

We discovered the distribution of exponents in ML models. We described a technique to exploit it and significantly reduce the number of bits required by the model while retaining model quality. The technique can be used to quantize master weights, training weights, serving weights, static and dynamic activations, gradients and network communication. This reduces CPU RAM footprint and bandwidth, accelerator RAM (HBM) footprint and bandwidth, PCIe and network latency, disk I/O and increases multi-tenancy. With hardware support the technique can also be used for compute acceleration.

eXmY has been deployed in production by multiple teams. We have found many interesting applications and hope the community at large will embrace arbitrary bit widths and formats to develop novel techniques and applications.

## Acknowledgments and Disclosure of Funding

Abdullah Rashwan, Afroz Mohiuddin, Alex Tomala, Andy Chu, Anselm Levskaya, Bing-Rong Lin, Chen Chen, Chris Waterson, Clemens Schaefer, Dar-Shyang Lee, David Majnemer, Diego Caballero, Eric Chang, Erica Moreira, Eugene Zhulenev, Grant Wang, Gil Tabak, Guangda Lai, Jacques Liao, Jaideep Singh, Jayant Madhavan, Jomy Alappattu, Jon Clark, Kirill Borozdin, Kirk Sanders, Lili Hu, Marissa Ikonomidis, Matthew Fahrback, Michael Mangan, Ming Liu, Nand Dalal, Naveen Kumar, Navid Lambert-Shirzad, Nathan Lintz, Orhan Firat, Pierre-François Laquerre, Pidong Wang, Phuong Dao, Pooja Aggarwal, Qi Lyu, Qi Wu, Rahul Nagarajan, Rajkumar Samuel, Rakshith Reddy Polireddy, Reza Sadoddin, Rigel Swavely, Robin Sabhnani, Rohan Anil, Ryan Doherty, Sencer Selcuk, Shaolin Qu, Shen Wu, Shicheng Xu, Shruti Gupta, Srikanth Dwarakanath, Tao Yu, Tom Jablin, Victor Akabutu, Woohyun Han, Yang Li, Yiwen Deng, Yuan Huang, Zongwei Zhou.

## References

- [1] R. Anil, A. M. Dai, et al. PaLM 2 Technical Report, 2023. URL <https://arxiv.org/abs/2305.10403>.
- [2] S. Ashkboos, A. Mohtashami, M. L. Croci, B. Li, M. Jaggi, D. Alistarh, T. Hoefler, and J. Hensman. Quarot: Outlier-free 4-bit inference in rotated llms. *arXiv preprint arXiv:2404.00456*, 2024.
- [3] J. Berant, A. Chou, R. Frostig, and P. Liang. Semantic Parsing on Freebase from Question-Answer Pairs. In *Proceedings of the 2013 Conference on Empirical Methods in Natural Language Processing*, Oct. 2013. URL <https://aclanthology.org/D13-1160>.
- [4] Y. Bisk, R. Zellers, R. L. Bras, J. Gao, and Y. Choi. PIQA: Reasoning about Physical Commonsense in Natural Language. In *The Thirty-Fourth AAAI Conference on Artificial Intelligence, AAAI 2020, The Thirty-Second Innovative Applications of Artificial Intelligence Conference, IAAI 2020, The Tenth AAAI Symposium on Educational Advances in Artificial Intelligence, EAAI 2020*, Feb. 2020. URL <https://doi.org/10.1609/aaai.v34i05.6239>.
- [5] C. Blake, D. Orr, and C. Luschi. Unit scaling: Out-of-the-box low-precision training. In *International Conference on Machine Learning*, pages 2548–2576. PMLR, 2023.
- [6] Y. Bondarenko, M. Nagel, and T. Blankevoort. Quantizable transformers: Removing outliers by helping attention heads do nothing. *Advances in Neural Information Processing Systems*, 2024.
- [7] T. B. Brown, B. Mann, et al. Language Models are Few-Shot Learners, 2020. URL <https://arxiv.org/abs/2005.14165>.
- [8] E. Choi, H. He, M. Iyyer, M. Yatskar, W. Yih, Y. Choi, P. Liang, and L. Zettlemoyer. QuAC : Question Answering in Context. *CoRR*, 2018. URL <http://arxiv.org/abs/1808.07036>.
- [9] A. Chowdhery, S. Narang, et al. PaLM: Scaling Language Modeling with Pathways, 2022. URL <https://arxiv.org/abs/2204.02311>.
- [10] C. Clark, K. Lee, M. Chang, T. Kwiatkowski, M. Collins, and K. Toutanova. BoolQ: Exploring the Surprising Difficulty of Natural Yes/No Questions. *CoRR*, 2019. URL <http://arxiv.org/abs/1905.10044>.
- [11] J. H. Clark, E. Choi, M. Collins, D. Garrette, T. Kwiatkowski, V. Nikolaev, and J. Palomaki. TyDi QA: A Benchmark for Information-Seeking Question Answering in Typologically Diverse Languages. *CoRR*, 2020. URL <https://arxiv.org/abs/2003.05002>.
- [12] P. Clark, I. Cowhey, O. Etzioni, T. Khot, A. Sabharwal, C. Schoenick, and O. Tafjord. Think you have Solved Question Answering? Try ARC, the AI2 Reasoning Challenge. *CoRR*, 2018. URL <http://arxiv.org/abs/1803.05457>.
- [13] Y. Collet and M. Kucherawy. RFC 8878: Zstandard Compression and the application/zstd Media Type, 2021. URL <https://dl.acm.org/doi/10.17487/RFC8878>.
- [14] B. Dally. Logarithmic Numbers and Asynchronous Accumulators The Future of DL Chips. *ML-Sys*, April 2021. URL [https://media.mlsys.org/Conferences/MLSYS2021/Slides/DL\\_Chips\\_ML\\_Sys\\_0421.pdf](https://media.mlsys.org/Conferences/MLSYS2021/Slides/DL_Chips_ML_Sys_0421.pdf).
- [15] T. Dettmers, M. Lewis, Y. Belkada, and L. Zettlemoyer. LLM.int8(): 8-bit Matrix Multiplication for Transformers at Scale. *Advances in Neural Information Processing Systems*, 2022. URL <https://arxiv.org/abs/2208.07339>.
- [16] T. Dettmers, A. Pagnoni, A. Holtzman, and L. Zettlemoyer. QLoRA: Efficient Finetuning of Quantized LLMs, 2023. URL <https://arxiv.org/abs/2305.14314>.
- [17] J. Devlin, M. Chang, K. Lee, and K. Toutanova. BERT: Pre-training of Deep Bidirectional Transformers for Language Understanding. *CoRR*, 2018. URL <http://arxiv.org/abs/1810.04805>.

- [18] Z. Dong, Z. Yao, Y. Cai, D. Arfeen, A. Gholami, M. W. Mahoney, and K. Keutzer. HAWQ-V2: Hessian Aware trace-Weighted Quantization of Neural Networks, 2019. URL <https://arxiv.org/abs/1911.03852>.
- [19] Z. Dong, Z. Yao, A. Gholami, M. Mahoney, and K. Keutzer. HAWQ: Hessian AWARE Quantization of Neural Networks with Mixed-Precision, 2019. URL <https://arxiv.org/abs/1905.03696>.
- [20] D. Dua, Y. Wang, et al. DROP: A Reading Comprehension Benchmark Requiring Discrete Reasoning Over Paragraphs. In *Proceedings of the 2019 Conference of the North American Chapter of the Association for Computational Linguistics: Human Language Technologies, Volume 1 (Long and Short Papers)*, June 2019. URL <https://aclanthology.org/N19-1246>.
- [21] E. Frantar, S. Ashkboos, T. Hoefler, and D. Alistarh. OPTQ: Accurate Quantization for Generative Pre-trained Transformers. In *International Conference on Learning Representations*, 2023. URL <https://openreview.net/forum?id=tcBPNfwxS>.
- [22] A. Gholami, S. Kim, Z. Dong, Z. Yao, M. W. Mahoney, and K. Keutzer. A survey of quantization methods for efficient neural network inference. In *Low-Power Computer Vision*, pages 291–326. Chapman and Hall/CRC, 2022.
- [23] Google. Google TPU v5e, . URL <https://cloud.google.com/tpu/docs/v5e>.
- [24] Google. Google TPU v5p, . URL <https://cloud.google.com/tpu/docs/v5p-training>.
- [25] Google. BFloat16: The secret to high performance on Cloud TPUs, 2019. URL <https://cloud.google.com/blog/products/ai-machine-learning/bfloat16-the-secret-to-high-performance-on-cloud-tpus>.
- [26] G. Guennebaud, B. Jacob, et al. Eigen v3. URL <https://gitlab.com/libeigen/eigen/-/blob/7e655c9a5d3f172e06f0ee0380b52cedc583c24f/Eigen/src/Core/arch/Default/BFloat16.h>.
- [27] J. L. Gustafson and I. Yonemoto. Beating Floating Point at its Own Game: Posit Arithmetic, 2017. URL <http://www.johngustafson.net/pdfs/BeatingFloatingPoint.pdf>.
- [28] K. He, X. Zhang, S. Ren, and J. Sun. Deep Residual Learning for Image Recognition. *CoRR*, 2015. URL <http://arxiv.org/abs/1512.03385>.
- [29] M. Joshi, E. Choi, D. Weld, and L. Zettlemoyer. TriviaQA: A Large Scale Distantly Supervised Challenge Dataset for Reading Comprehension. In *Proceedings of the 55th Annual Meeting of the Association for Computational Linguistics (Volume 1: Long Papers)*, July 2017. URL <https://aclanthology.org/P17-1147>.
- [30] N. P. Jouppi, G. Kurian, et al. TPU v4: An Optically Reconfigurable Supercomputer for Machine Learning with Hardware Support for Embeddings, 2023. URL <https://arxiv.org/abs/2304.01433>.
- [31] A. Kuzmin, M. V. Baalen, Y. Ren, M. Nagel, J. Peters, and T. Blankevoort. FP8 Quantization: The Power of the Exponent, 2024. URL <https://arxiv.org/abs/2208.09225>.
- [32] T. Kwiatkowski, J. Palomaki, et al. Natural Questions: A Benchmark for Question Answering Research. *Transactions of the Association for Computational Linguistics*, 2019. URL <https://aclanthology.org/Q19-1026>.
- [33] G. Lai, Q. Xie, H. Liu, Y. Yang, and E. Hovy. RACE: Large-scale ReADING Comprehension Dataset From Examinations. In *Proceedings of the 2017 Conference on Empirical Methods in Natural Language Processing*, Sept. 2017. URL <https://aclanthology.org/D17-1082>.
- [34] H. J. Levesque, E. Davis, and L. Morgenstern. The Winograd Schema Challenge. In *Proceedings of the Thirteenth International Conference on Principles of Knowledge Representation and Reasoning*, 2012. URL <https://cdn.aaai.org/ocs/4492/4492-21843-1-PB.pdf>.
- [35] S.-y. Liu, Z. Liu, X. Huang, P. Dong, and K.-T. Cheng. Llm-fp4: 4-bit floating-point quantized transformers. *arXiv preprint arXiv:2310.16836*, 2023.

- [36] D. Mallasén, R. Murillo, et al. PERCIVAL: Open-Source Posit RISC-V Core With Quire Capability. *IEEE Transactions on Emerging Topics in Computing*, 2022. URL <https://ieeexplore.ieee.org/stamp/stamp.jsp?tp=&arnumber=9817027>.
- [37] N. Mellempudi, S. Srinivasan, D. Das, and B. Kaul. Mixed precision training with 8-bit floating point. *arXiv preprint arXiv:1905.12334*, 2019.
- [38] Meta. LLaMA 3, 2024. URL <https://ai.meta.com/blog/meta-llama-3/>.
- [39] P. Micikevicius, D. Stosic, N. Burgess, M. Cornea, P. Dubey, R. Grisenthwaite, S. Ha, A. Heinecke, P. Judd, J. Kamalu, N. Mellempudi, S. Oberman, M. Shoeybi, M. Siu, and H. Wu. FP8 Formats for Deep Learning, 2022. URL <https://arxiv.org/abs/2209.05433>.
- [40] Microprocessor Standards Committee. IEEE Standard for Floating-Point Arithmetic. *IEEE Std 754-2019 (Revision of IEEE 754-2008)*, 2019. URL <https://standards.ieee.org/ieee/754/6210/>.
- [41] T. Mihaylov, P. Clark, T. Khot, and A. Sabharwal. Can a Suit of Armor Conduct Electricity? A New Dataset for Open Book Question Answering. In *Proceedings of the 2018 Conference on Empirical Methods in Natural Language Processing*, Oct.-Nov. 2018. URL <https://aclanthology.org/D18-1260>.
- [42] N. Mostafazadeh, N. Chambers, et al. A Corpus and Cloze Evaluation for Deeper Understanding of Commonsense Stories. In *Proceedings of the 2016 Conference of the North American Chapter of the Association for Computational Linguistics: Human Language Technologies*, June 2016. URL <https://aclanthology.org/N16-1098>.
- [43] M. Nagel, M. Fournarakis, R. A. Amjad, Y. Bondarenko, M. Van Baalen, and T. Blankevoort. A white paper on neural network quantization. *arXiv preprint arXiv:2106.08295*, 2021.
- [44] M. Naumov, D. Mudigere, et al. Deep Learning Recommendation Model for Personalization and Recommendation Systems, 2019. URL <https://arxiv.org/abs/1906.00091>.
- [45] Y. Nie, A. Williams, et al. Adversarial NLI: A New Benchmark for Natural Language Understanding. In *Proceedings of the 58th Annual Meeting of the Association for Computational Linguistics*, July 2020. URL <https://aclanthology.org/2020.acl-main.441>.
- [46] NVIDIA. NVIDIA A100 Tensor Core GPU Architecture, . URL <https://images.nvidia.com/aem-dam/en-zz/Solutions/data-center/nvidia-ampere-architecture-whitepaper.pdf>.
- [47] NVIDIA. NVIDIA H100 Tensor Core GPU Architecture, . URL <https://resources.nvidia.com/en-us-tensor-core/gtc22-whitepaper-hopper>.
- [48] NVIDIA. TensorFloat-32 in the A100 GPU Accelerates AI Training, HPC up to 20x, 2020. URL <https://blogs.nvidia.com/blog/tensorfloat-32-precision-format/>.
- [49] NVIDIA. NVIDIA Blackwell Architecture, 2024. URL <https://resources.nvidia.com/en-us-blackwell-architecture>.
- [50] D. Paperno, G. Kruszewski, et al. The LAMBADA dataset: Word prediction requiring a broad discourse context. In *Proceedings of the 54th Annual Meeting of the Association for Computational Linguistics (Volume 1: Long Papers)*, Aug. 2016. URL <https://aclanthology.org/P16-1144>.
- [51] M. T. Pilehvar and J. Camacho-Collados. WiC: the Word-in-Context Dataset for Evaluating Context-Sensitive Meaning Representations, 2019. URL <https://arxiv.org/abs/1808.09121v3>.
- [52] P. Rajpurkar, R. Jia, and P. Liang. Know What You Don’t Know: Unanswerable Questions for SQuAD. In *Proceedings of the 56th Annual Meeting of the Association for Computational Linguistics (Volume 2: Short Papers)*, July 2018. URL <https://arxiv.org/abs/1806.03822>.

- [53] M. Roemmele, C. Bejan, and A. Gordon. Choice of plausible alternatives: An evaluation of commonsense causal reasoning. *AAAI Spring Symposium - Technical Report*, 2011. URL <https://cdn.aaai.org/ocs/2418/2418-10878-1-PB.pdf>.
- [54] B. D. Rouhani, N. Garegrat, et al. OCP Microscaling Formats (MX) Specification, Sep 2023. URL <https://www.opencompute.org/documents/ocp-microscaling-formats-mx-v1-0-spec-final-pdf>.
- [55] K. Sakaguchi, R. L. Bras, C. Bhagavatula, and Y. Choi. WinoGrande: An Adversarial Winograd Schema Challenge at Scale, Aug. 2021. URL <https://doi.org/10.1145/3474381>.
- [56] C. Sakr, S. Dai, R. Venkatesan, B. Zimmer, W. Dally, and B. Khailany. Optimal clipping and magnitude-aware differentiation for improved quantization-aware training. In *International Conference on Machine Learning*, pages 19123–19138. PMLR, 2022.
- [57] C. J. Schaefer, N. Lambert-Shirzad, X. Zhang, C. Chou, T. Jablin, J. Li, E. Guo, C. Stanton, S. Joshi, and Y. E. Wang. Augmenting Hessians with inter-layer dependencies for mixed-precision post-training quantization. *arXiv preprint arXiv:2306.04879*, 2023.
- [58] H. Touvron, T. Lavril, et al. LLaMA: Open and Efficient Foundation Language Models, 2023. URL <https://arxiv.org/abs/2302.13971>.
- [59] H. Touvron, L. Martin, et al. Llama 2: Open Foundation and Fine-Tuned Chat Models, 2023. URL <https://arxiv.org/abs/2307.09288>.
- [60] A. Vaswani, N. Shazeer, et al. Attention Is All You Need. *CoRR*, 2017. URL <http://arxiv.org/abs/1706.03762>.
- [61] X. Wei, Y. Zhang, Y. Li, X. Zhang, R. Gong, J. Guo, and X. Liu. Outlier suppression+: Accurate quantization of large language models by equivalent and optimal shifting and scaling. *arXiv preprint arXiv:2304.09145*, 2023.
- [62] H. Wu, P. Judd, X. Zhang, M. Isaev, and P. Micikevicius. Integer Quantization for Deep Learning Inference: Principles and Empirical Evaluation, 2020. URL <https://arxiv.org/abs/2004.09602>.
- [63] G. Xiao, J. Lin, M. Seznec, H. Wu, J. Demouth, and S. Han. SmoothQuant: Accurate and Efficient Post-Training Quantization for Large Language Models, 2024. URL <https://arxiv.org/abs/2211.10438>.
- [64] Z. Yao, Z. Dong, Z. Zheng, A. Gholami, J. Yu, E. Tan, L. Wang, Q. Huang, Y. Wang, M. W. Mahoney, and K. Keutzer. HAWQV3: Dyadic Neural Network Quantization, 2021. URL <https://arxiv.org/abs/2011.10680>.
- [65] Z. Yao, R. Y. Aminabadi, M. Zhang, X. Wu, C. Li, and Y. He. ZeroQuant: Efficient and Affordable Post-Training Quantization for Large-Scale Transformers, 2022. URL <https://arxiv.org/abs/2206.01861>.
- [66] R. Zellers, A. Holtzman, Y. Bisk, A. Farhadi, and Y. Choi. HellaSwag: Can a Machine Really Finish Your Sentence? In *Proceedings of the 57th Annual Meeting of the Association for Computational Linguistics*, July 2019. URL <https://aclanthology.org/P19-1472>.
- [67] S. Zhang, X. Liu, J. Liu, J. Gao, K. Duh, and B. V. Durme. ReCoRD: Bridging the Gap between Human and Machine Commonsense Reading Comprehension. *CoRR*, 2018. URL <http://arxiv.org/abs/1810.12885>.