

DyGPrompt: Learning Feature and Time Prompts on Dynamic Graphs

Xingtong Yu^{1*}, Zhenghao Liu^{1*}, Yuan Fang^{2†}, Xinming Zhang^{1†}

¹University of Science and Technology of China, China

²Singapore Management University, Singapore

{yxt95, salzh}@mail.ustc.edu.cn, yfang@smu.edu.sg, xinming@ustc.edu.cn

Abstract

Dynamic graphs are pervasive in the real world, modeling dynamic relations between objects across various fields. For dynamic graph modeling, dynamic graph neural networks (DGNNs) have emerged as a mainstream technique, which are generally pre-trained on the link prediction task, leaving a significant gap from the objectives of downstream tasks such as node classification. To bridge the gap, prompt-based learning has gained traction on graphs. However, existing efforts focus on static graphs, neglecting the evolution of dynamic graphs. In this paper, we propose DYGPROMPT, a novel pre-training and prompting framework for dynamic graph modeling. First, we design *dual prompts* to address the gap in both task objectives and dynamic variations across pre-training and downstream tasks. Second, we recognize that node and time features mutually characterize each other, and propose *dual condition-nets* to model the evolving node-time patterns in downstream tasks. Finally, we thoroughly evaluate and analyze DYGPROMPT through extensive experiments on three public datasets.

1 Introduction

Graph data are pervasive due to their ability in modeling complex relations between objects in various domains, such as social networks [1, 2], citation graphs [3, 4] and molecular structures [5, 6]. In many real-world applications, the graph structures usually change over time, such as users forming new connections within a social network, or new citations emerging when new articles are published. Such graphs are termed *dynamic* graphs [7, 8], in contrast to conventional *static* graphs that maintains an unchanging structure.

On dynamic graphs, dynamic graph neural networks (DGNNs) [9, 10] have been widely applied. In a typical design for DGNNs, each node updates its representation by iteratively receiving and aggregating messages from its neighbors in a time-dependent manner. While DGNNs are generally pre-trained on the link prediction task, the downstream application could involve a different task such as node classification, leading to a significant gap between training and task objectives. More advanced pre-training and fine-tuning strategies on dynamic graphs [11–13] also suffer from the same limitation. They first pre-train a model for dynamic graphs based on various task-agnostic self-supervised signals on the graph, and then updates the pre-trained model weights in a fine-tuning phase based on task-specific labels pertinent to the downstream application. Likewise, the pre-training and downstream objectives can differ significantly, resulting in a notable gap between them.

To bridge the gap between pre-training and downstream objectives [14], prompt learning have first emerged in language models [15]. Fundamentally, a prompt serves to reformulate the input for the

*Co-first author with equal contribution. Work was done while at Singapore Management University.

†Corresponding author.

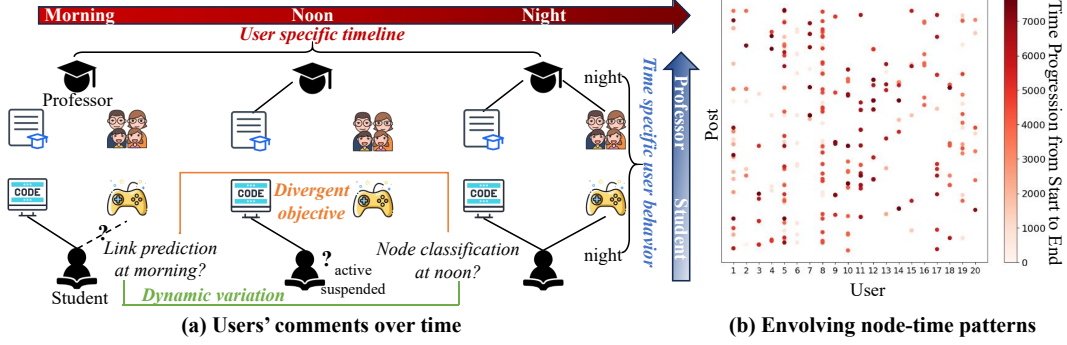


Figure 1: Motivation of DYGPROMPT. (a) Users comment on different topics over time. (b) Evolving node-time patterns in Wikipedia, as node and time features mutually characterize each other.

downstream task to align with the pre-trained model, while freezing the pre-trained weights. Given much fewer parameters in a prompt than the pre-trained model, prompt learning is parameter-efficient and effective especially in low-resource settings [16]. Inspired by the success of prompt in the language domain [15], recent studies have explored prompt learning on graphs [17–20]. However, these studies only focus on static graphs, neglecting the unique challenges brought by applications on dynamic graphs. In this work, we explore **Prompt** learning for **Dynamic Graphs**, and propose a framework called DyGPrompt. The problem is non-trivial due to two key challenges.

First, how do we design prompts to *bridge not only divergent objectives across tasks, but also dynamic variations across time*? Generally, both task objectives and timing of pre-training and downstream tasks can be inconsistent. For example, consider a user discussion network such as Reddit.com, as illustrated in Fig. 1(a), where users and posts are represented as nodes, and an edge is formed when a user comments on a post. On this dynamic graph, a typical pre-training task involves link prediction, e.g., predicting whether a user comments on (i.e., links to) a video game post at time t_1 . In contrast, the downstream task could be the status classification of the user’s account, e.g., determining whether it has been suspended at time t_2 . While previous work on static graphs [17–19] employ prompts to narrow the task objective gap, the temporal gap remains unsolved. In DYGPROMPT, we introduce the notion of dual prompts, consisting of a *feature prompt* and a *time prompt*. On one hand, a *feature prompt* alters the node features to reformulate task input, similar to previous work [17, 21]. On the other hand, a *time prompt* adjusts the time features that capture the temporal evolution of the dynamic graph, thereby narrowing inconsistencies that arise from varying priorities at different times.

Second, how do we capture *fine-grained, evolving patterns across different nodes and time points, underpinned by their mutual influence*? Different nodes exhibit unique timelines, evolving distinctively over time. For example, in the user discussion network, a student may comment on open source codes in the morning, while commenting on his favorite game in the evening. However, as shown in Fig. 1(a), a professor may comment on academic policies at noon, while discussing family issues at night. Therefore, node and time features mutually characterize each other, exhibiting evolving node-time patterns as shown in Fig. 1(b), which may differ from the observed patterns in the pre-training data. However, previous studies often utilize a single prompt uniformly across all nodes, neglecting the characteristics of downstream nodes and time, as well as their interactions. In DYGPROMPT, inspired by conditional prompt learning [22], we propose a series of feature and time prompts generated by *dual condition-nets*, characterizing the uniqueness of each node and time point. Specifically, at each timestamp, a *time condition-net* generates a sequence of time-conditioned feature prompts for each node. These time-conditioned feature prompts modify node features to reflect temporal subtleties at different time points, aligning the node’s pattern at each timestamp with those observed during the pre-training phase. Likewise, for each node, a *feature condition-net* generates a sequence of feature-conditioned time prompts at each timestamp. The feature-conditioned time prompts adjust the time features by integrating node characteristics, thereby aligning the temporal patterns of each node with those captured by the pre-trained model.

In summary, the contributions of this work are threefold. (1) We introduce DYGPROMPT for dynamic graph modeling, proposing dual prompts to narrow the gaps arising from both task and dynamic difference between pre-training and downstream applications. (2) We recognize that node and time features mutually characterize each other, and further propose dual condition-nets to generate a

series of time and feature prompts, thereby adapting to downstream node-time patterns. (3) We conduct extensive experiments on three benchmark datasets, demonstrating the superior performance of DYGPROMPT in comparison to the state-of-the-art approaches.

2 Related Work

Dynamic graph learning. Real world graph structures generally evolve over time. To model such dynamic evolution, various *continuous-time* dynamic graph learning techniques have been proposed. Typically, these methods update nodes representation by iteratively receiving and aggregating messages from their neighbors in a time-dependent manner [8]. Some approaches employ dynamic random walks to depict structural changes [23, 24], while others incorporate a time encoder to integrate temporal context with structural modeling [10, 25, 26]. Furthermore, some researchers utilize temporal point processes to model both structural evolution and node communication [27–29]. However, these methods are generally trained on link prediction task, whereas the downstream application may involve different tasks such as node classification, creating a significant gap between training and task objectives. This gap impedes effective knowledge transfer, adversely hurting downstream task performance.

Graph pre-training. The more advanced dynamic graph pre-training methods also face similar problems. Extending from graph pre-training methods [30, 31], dynamic graph pre-training methods exploit inherent dynamic graph attributes based on various task-agnostic self-supervised signals in the pre-training phase, transferring prior knowledge to downstream tasks through fine-tuning based on task-specific supervision [11–13, 32]. Nonetheless, the gap persists between the goals of pre-training and fine-tuning [14, 33]. While pre-training aims to extract fundamental insights from graphs without supervision, fine-tuning is tailored to specific supervision for downstream tasks.

Graph prompt learning. First emerging in language domain, prompt learning effectively narrows the gap between pre-training and downstream objectives [15]. With a unified template, prompts are specifically tailored for each downstream tasks, pulling them closer to the pre-trained model while keeping the pre-trained parameters frozen. The success of prompt learning promotes its widely adoption on static graphs [17, 19, 21, 34], yet prompt learning in dynamic graphs remains an open question. A recent study [35] proposes a prompt generator to learn temporal prompts aiming to solve the task gap and dynamic variations. However, it overlooks the characteristics of nodes and time, struggling to align both node-time patterns with those captured by the pre-trained model.

3 Preliminaries

In this section, we present related preliminaries and introduce our scope.

Dynamic graph. Dynamic graphs are categorized into *discrete-time* dynamic graphs and *continuous-time* dynamic graphs [8]. The former consist of a series of static graph snapshots, whereas the latter are depicted as sequences of events on a continuous timeline. In this work, we focus on the continuous-time definition, where a *dynamic graph* is represented by $G = (V, E, T)$. Here, V denotes the set of nodes, E denotes the set of edges, and T represents the time domain. In particular, each edge $(v_i, v_j, t) \in E$ indicates a specific interaction (or event) between nodes v_i and v_j at time t .

Dynamic graph neural network. A popular backbone for static graphs is message-passing graph neural networks (GNNs) [36]. Formally, in the l -th GNN layer, the embedding of node v , represented as \mathbf{h}_v^l , is calculated based on the embeddings from the preceding layer:

$$\mathbf{h}_v^l = \text{Aggr}(\mathbf{h}_v^{l-1}, \{\mathbf{h}_u^{l-1} : u \in \mathcal{N}_v\}) \quad (1)$$

where \mathcal{N}_v denotes the set of neighboring nodes of v , and $\text{Aggr}(\cdot)$ is a neighborhood aggregation function, which can adopt various forms [37]. Extending to dynamic graph neural networks (DGNNs), researchers integrate temporal contexts into neighborhood aggregation [9, 10], often utilizing a *time encoder* (TE) to map timestamps or intervals [25, 26] within a *dynamic graph encoder* (DGE). Consequently, in the l -th layer of a dynamic graph encoder, the embedding of node v at time t , denoted by $\mathbf{h}_v^l(t)$, is derived as

$$\mathbf{h}_{t,v}^l = \text{Aggr}(\text{Fuse}(\mathbf{h}_{t,v}^{l-1}, \text{TE}(t)), \{\text{Fuse}(\mathbf{h}_{t',u}^{l-1}, \text{TE}(t-t')) : (u, t') \in \mathcal{N}_v\}), \quad (2)$$

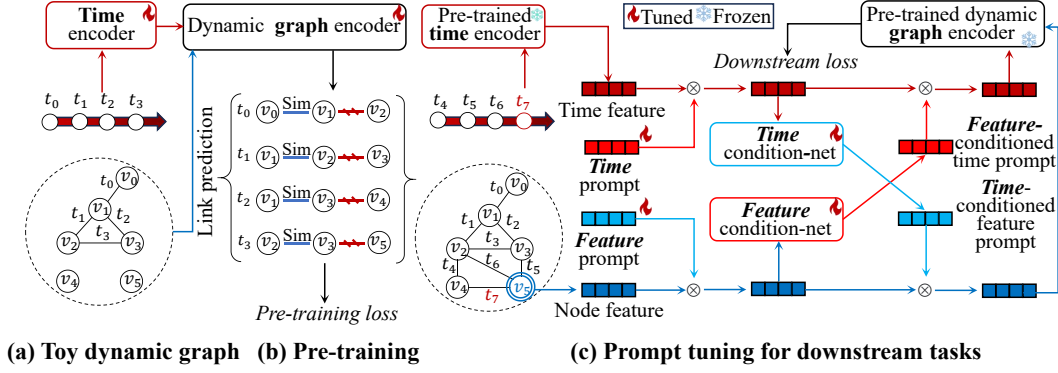


Figure 2: Overall framework of DYGPROMPT.

where \mathcal{N}_v contains the historical neighbors of v , with $(u, t') \in \mathcal{N}_v$ indicating that u interacts with v at time t' . Fuse is a fusion operation that integrates structural and temporal contexts, such as concatenation [26] or addition [28]. For simplicity, the output node embeddings from the final layer are denoted as $\mathbf{h}_{t,v}$, which can then be utilized in a loss function for optimization. Additionally, the time encoder maps the time domain to a vector space $\text{TE} : T \rightarrow \mathbb{R}^d$, as follows.

$$\text{TE}(t) = \sqrt{\frac{1}{d}} [\cos(\omega_1 t), \sin(\omega_1 t), \dots, \cos(\omega_d t), \sin(\omega_d t)] \quad (3)$$

where $\{\omega_1, \dots, \omega_d\}$ is a set of learnable parameters.

Scope of work. In this work, we pre-train a dynamic GNN with a time encoder on dynamic graphs, employing the task of temporal link prediction [24]. For downstream tasks, we target two popular dynamic graph-based tasks, namely, temporal node classification and link prediction³. For temporal node classification, the class of a node (e.g., account status in a social network) can vary as the graph evolves, the goal is to predict a given node’s class at a given time t , among a predefined set of classes Y . For temporal link prediction, our goal is to predict whether a link exists between nodes v and u at time t in both transductive and inductive settings. The transductive setting involves nodes that have appeared during training, whereas the inductive setting exclusively predicts the existence of edges between nodes that have not been seen during training.

4 Proposed Approach

In this section, we present our proposed model DYGPROMPT, starting with its overall framework, followed by its key components.

4.1 Overall framework

We present the overall framework of DYGPROMPT in Fig. 2, which consists of pre-training and downstream adaptation. First, given a dynamic graph in Fig. 2(a), we pre-train a DGNN based on temporal link prediction as shown in Fig. 2(b). Note that we employ a universal task template [17], which unifies various graph-based tasks through similarity calculation, including different pre-training and downstream tasks such as link prediction and node classification. Second, given a pre-trained DGNN, to enhance its adaptation to downstream tasks, we propose *dual prompts*, as shown in Fig. 2(c). The dual prompts comprise a *feature prompt* and a *time prompt*, aiming to bridge the gap caused by different task objectives and dynamic variations, respectively. Moreover, extending from the concept of dual prompts, we propose *dual condition-nets* to generate a series of time-conditioned feature prompts and feature-conditioned time prompts. These conditioned prompts are designed to capture the evolving patterns across nodes and time points, along with their mutual characterization, in a fine-grained manner.

³As dynamic graphs focus on the evolving structures within a graph, graph classification is rarely evaluated as a task [8–10, 35].

4.2 Pre-training

Pre-training techniques [38] have been widely explored on dynamic graphs [11–13]. In particular, the most common pre-training task is temporal link prediction [10, 26], which are readily available without the need for manual annotations. Hence, as illustrated in Fig. 1(b), we adopt link prediction for pre-training. Its simplicity underscores the effectiveness and robustness of our prompt-based learning in downstream tasks.

Specifically, consider an event (v, a, t) , i.e., an interaction between nodes v and a at time t . Correspondingly, we construct a tuple (v, a, b, t) such that nodes v and b are not linked at t , serving as a contrastive signal. For each tuple, the pre-training objective is to maximize the similarity between nodes v and a while minimizing that between v and b . By sampling one tuple for each event, we build the pre-training data, \mathcal{X}_{pre} , and optimize the following pre-training loss.

$$\mathcal{L}_{\text{pre}}(\mathcal{X}_{\text{pre}}; \Theta) = - \sum_{(v,a,b,t) \in \mathcal{X}_{\text{pre}}} \ln \frac{\exp(\frac{1}{\tau} \text{sim}(\mathbf{h}_{t,v}, \mathbf{h}_{t,a}))}{\exp(\frac{1}{\tau} \text{sim}(\mathbf{h}_{t,v}, \mathbf{h}_{t,b}))}, \quad (4)$$

where $\mathbf{h}_{t,v}, \mathbf{h}_{t,a}, \mathbf{h}_{t,b}$ are the node embeddings of v, a, b at time t , respectively. Here, τ is a temperature hyperparameter, and Θ denotes the set of learnable parameters of the DGNN, including those of the dynamic graph encoder and the time encoder. The pre-trained parameters, $\Theta_{\text{pre}} = \arg \min_{\Theta} \mathcal{L}_{\text{pre}}(\Theta)$, will be leveraged in downstream applications.

4.3 Dual prompts

To reconcile different task objectives and time intervals across pre-training and downstream tasks, we propose *dual prompts*, comprising a feature prompt and a time prompt, as shown in Fig. 2(c).

Feature prompt. In language models, a prompt is a purposely designed text that reformulates the input for a downstream task, aligning the task with the pre-trained model [15, 39]. Likewise, a prompt for static graphs adjust downstream node features [17, 21]. Formally, for each downstream task, we define a learnable vector \mathbf{p}^{fea} as the *feature prompt* to modify the node features at a given time. Concretely, the input features of node v at time t , denoted by $\mathbf{f}_{t,v}$, is modified into the following.

$$\mathbf{f}_{t,v}^{\text{fea}} = \mathbf{p}^{\text{fea}} \odot \mathbf{f}_{t,v}, \quad (5)$$

where \odot is element-wise multiplication. The feature prompt \mathbf{p}^{fea} has the same dimension as node features, altering the importance of various node feature dimensions.

Time prompt. We adopt a time encoder TE to map the continuous-valued time t to time features, $\mathbf{f}_t = \text{TE}(t)$. However, TE is optimized based on the pre-training time intervals, which are distinct from those in the downstream tasks. To overcome the dynamic variations, we utilize a time prompt to adjust time features. Formally, for each downstream task, we define a learnable vector \mathbf{p}^{time} as the *time prompt*. Then, the time features at t , denoted by \mathbf{f}_t , is adjusted as follows.

$$\mathbf{f}_t^{\text{time}} = \mathbf{p}^{\text{time}} \odot \mathbf{f}_t. \quad (6)$$

Therefore, the time prompt reweighs the important of various time feature dimensions to align the downstream timings with the pre-trained model.

4.4 Dual condition-nets

In dynamic graphs, each node may exhibit distinct behavior at different times. Meanwhile, different nodes may evolve differently during the same time interval. In other words, node features and time features influence and characterize each other over time, revealing fine-grained user-time patterns. As node and time features condition on each other, we turn to conditional prompt learning [22] for finer-grained adaptation. Instead of learning a static prompt tailored to a specific task in the overall timing, we design *dual condition-nets*, comprising of a time condition-net generating a sequence of time-conditioned feature prompts for each node, and a feature condition-net generating a sequence of feature-conditioned time prompts at each timestamp, as shown in Fig. 2(c).

Time condition-net. To characterize node features based on time, a straightforward way is to employ a series of learnable vectors as prompts for each timestamp. However, this approach does not scale to long time intervals with many timestamps, as it quickly increases the number of tunable parameters.

Therefore, we introduce a *time condition-net*, which generates a series of *time-conditioned feature prompts*. Formally, the feature prompt conditioned on time t is given by

$$\tilde{\mathbf{p}}_t^{\text{time}} = \text{TCN}(\mathbf{f}_t^{\text{time}}; \kappa), \quad (7)$$

where TCN is the time condition-net parameterized by κ . While various implementations for the condition-net exists, we opt for a multi-layer perceptron (MLP) with a lightweight bottleneck structure [40, 41]. Therefore, for a series of events occurring at times $\{t_0, t_1, \dots\}$, the time condition-net produces their corresponding time-conditioned feature prompts $\{\tilde{\mathbf{p}}_{t_0}^{\text{time}}, \tilde{\mathbf{p}}_{t_1}^{\text{time}}, \dots\}$. Note that these conditional prompts match the dimensionality of the node features. Then, the features of node v at time t , which has been modified by the time prompt in Sect. 4.3, is further updated as

$$\tilde{\mathbf{f}}_{t,v}^{\text{fea}} = \tilde{\mathbf{p}}_t^{\text{time}} \odot \mathbf{f}_{t,v}^{\text{fea}}. \quad (8)$$

Feature condition-net. To characterize time features based on nodes, we introduce a *feature condition-net* to generate a series of *feature-conditioned time prompts*, mirroring the time condition-net. Formally, the time prompt conditioned on features of node v at time t is given by

$$\tilde{\mathbf{p}}_{t,v}^{\text{fea}} = \text{FCN}(\mathbf{f}_{t,v}^{\text{fea}}; \phi), \quad (9)$$

where TCN is the feature condition-net parameterized by ϕ , which is also implemented as an MLP with a bottleneck structure. Consequently, for time t , a series of feature-conditioned time prompts $\{\tilde{\mathbf{p}}_{t,v_0}^{\text{fea}}, \tilde{\mathbf{p}}_{t,v_1}^{\text{fea}}, \dots\}$ is generated for each node, which have the same dimension as the time prompts. The time feature for node v at time t is then further modified into

$$\tilde{\mathbf{f}}_{t,v}^{\text{time}} = \tilde{\mathbf{p}}_{t,v}^{\text{fea}} \odot \mathbf{f}_{t,v}^{\text{time}}. \quad (10)$$

4.5 Prompt tuning

Finally, we feed modified time features and node features to the dynamic graph encoder, DGE. The embedding of node v at time t is calculated as

$$\mathbf{h}_{t,v} = \text{DGE}(\text{Fuse}(\tilde{\mathbf{f}}_{t,v}^{\text{fea}}, \tilde{\mathbf{f}}_{t,v}^{\text{time}}), \{\text{Fuse}(\tilde{\mathbf{f}}_{t',u}^{\text{fea}}, \tilde{\mathbf{f}}_{t-t',v}^{\text{time}}) : (u, t') \in \mathcal{N}_v\}). \quad (11)$$

To tune the dual prompts and dual condition-nets for a downstream task, we adopt a universal task template with similarity calculation [17], consistent with the pre-training loss. Formally, for temporal node classification, consider a labeled set $\mathcal{X}_{\text{down}} = \{(x_1, y_1, t_1), (x_2, y_2, t_2), \dots\}$, where each x_i denotes a node, and $y_i \in Y$ is the class label of x_i at time t_i . Then, the downstream loss is

$$\mathcal{L}_{\text{down}}(\mathcal{X}_{\text{down}}; \mathbf{p}^{\text{fea}}, \mathbf{p}^{\text{time}}, \kappa, \phi) = - \sum_{(x_i, y_i, t_i) \in \mathcal{X}_{\text{down}}} \ln \frac{\exp(\frac{1}{\tau} \text{sim}(\mathbf{h}_{t_i, x_i}, \tilde{\mathbf{h}}_{t_i, y_i}))}{\sum_{y \in Y} \exp(\frac{1}{\tau} \text{sim}(\mathbf{h}_{t_i, x_i}, \tilde{\mathbf{h}}_{t_i, y}))}, \quad (12)$$

where $\tilde{\mathbf{h}}_{t_i, y}$ represents the class y 's prototype embeddings [17] at time t_i , by aggregating the embeddings of instances in class y at time t_i . For temporal link prediction, we utilize the same loss as the pre-training loss in Eq. 4.

During prompt tuning, we only update the lightweight vectors for dual prompts ($\mathbf{p}^{\text{fea}}, \mathbf{p}^{\text{time}}$) and the parameters of the dual condition-nets (κ, ϕ), whilst freezing the pre-trained DGNN weights. This parameter-efficient tuning approach is amenable to label-scarce settings, where $\mathcal{X}_{\text{down}}$ comprises only a limited number of training examples.

5 Experiments

In this section, we conduct experiments to evaluate DYGPROMPT and analyze the empirical results.

5.1 Experimental Setup

Datasets. We utilize three benchmark datasets for evaluation. (1) *Wikipedia* and (2) *Reddit* are both user-post networks. Each dataset represents a monthly record, with nodes representing users or posts. In *Wikipedia*, an edge denotes a user editing a post, while in *Reddit*, an edge represents a user commenting on a post. Dynamic class labels indicate whether a user's account has been temporarily suspended. (3) *MOOC* is a user-course network, where nodes represent users and courses, and edges

represent actions by users on the courses. Dynamic class labels indicate whether the user has dropped out of the course following this action. We provide further details in Appendix B.

Downstream tasks. We conduct two types of downstream task, namely, temporal node classification and temporal link prediction to evaluate the performance of DYGPROMPT. For link prediction, we perform experiments in both transductive and inductive settings, depending on whether nodes in the testing set have appeared in training. Following TGAT [10], given a *chronologically ordered* sequence of events (i.e., edges with timestamps), we use the first 80% for pre-training. Note that we pre-train a DGNN only once for each dataset and subsequently employ the same pre-trained model for all downstream tasks. The remaining 20% the events are used for downstream tasks. Specifically, they are further split into 1%/1%/18% subsets, where the first 1% is reserved as the training pool for downstream training, and the next 1% as the validation pool, with the last 18% for downstream testing. To construct a downstream task, we start with sampling 30 events (about 0.01% of the whole dataset) from the training pool, under the constraint that there is at least one user per class. Then, for node classification, we take the user nodes as training instances. For link prediction, we take the sampled events as positive instances, while further sampling one negative instance for each positive instance. Specifically, for each event (v, a, t) , we sample one negative instance (v, b, t) such that b is a node taken from the training pool that is not linked to v at time t . The validation sets are constructed by repeating the same process on the validation pool. Finally, the testing set for node classification simply comprises all user nodes in the testing events, while the testing set for link prediction is expanded to include negative instances following a similar sampling process in training. Furthermore, for inductive link prediction, we remove instances from the testing set if their nodes have appeared in training. We repeat this sampling process for 100 times to construct 100 tasks for node classification and link prediction.

Evaluation. To evaluate the performance on the tasks, we adopt the same evaluation metrics as previous works, employing accuracy for node classification [17, 33], and AUC-ROC for link prediction [10, 26]. For each task, we repeat the experiments with five different random seeds, and report the average and standard deviation over the these 500 results.

Baselines. The performance of DYGPROMPT is evaluated against state-of-the-art approaches across five main categories, as described below. (1) *Discrete-time DGNNs*: ROLAND [42] adapts static GNNs to dynamic graph learning by treating the node embeddings at each GNN layer as hierarchical node states and update them recurrently over time. We employ GCN [43] and GAT [44] for ROLAND. (2) *Continuous-time DGNNs*: TGAT [26], DyRep [28], JODIE [27], TGN [10] and Trend [29] employ RNN [45] or message passing framework to capture both structural and dynamic information. These models are pre-trained on a link prediction task and continually trained on downstream tasks. (3) *Dynamic graph pre-training*: DDGCL [13] and CPDG [11] follow the “pre-train, fine-tune” paradigm. They first pre-train a DGNN, leveraging the intrinsic attributes dynamic patterns of graphs. Then, they adapt the pre-trained knowledge to downstream tasks based on task-specific labels. (4) *Static graph prompting*: GraphPrompt [17] leverages link prediction during pre-training and unify downstream tasks with the pre-training task. Consequently, a static prompt is tuned for downstream adaptation. (5) *Dynamic graph prompting*: TIGPrompt [35] proposes a prompt generator to generate time-aware prompts. More details of these baselines are described in Appendix C, with further implementation details for the baselines and DYGPROMPT in Appendix D.

5.2 Performance Comparison with Baselines

We evaluate all methods on node classification and link prediction tasks and report the results in Table 1. Further results in data abundant settings are presented in Appendix E.

We make the following observations. (1) TGN-DYGPROMPT achieves outstanding performance on both node classification and link prediction tasks. Moreover, TGAT-DYGPROMPT outperforms all baselines on node classification tasks across all three datasets, and remains competitive against other baselines on link prediction tasks. This observation highlights the effectiveness of our proposed dual prompts and dual condition-nets. In Sect. 5.3, we further conduct a series of ablation studies to evaluate the significance of our specific designs. Additionally, the selection of backbone have a significant impact on the performance, which we further analyze in Sect. 5.4. (2) Another dynamic graph prompt learning method, TIGPrompt, significantly lags behind DYGPROMPT when employing the same backbone. Its suboptimal performance is attributed to its lack of node-time characterization. (3) GraphPrompt performs competitively since we employ TGAT as the backbone for GraphPrompt,

Table 1: Evaluation on node classification and link prediction.

Methods	Node Classification			Transductive Link Prediction			Inductive Link Prediction		
	Wikipedia	Reddit	MOOC	Wikipedia	Reddit	MOOC	Wikipedia	Reddit	MOOC
GCN-ROLAND	58.86 \pm 10.26	48.25 \pm 9.57	49.93 \pm 6.74	49.61 \pm 3.12	50.01 \pm 2.53	49.82 \pm 1.44	49.60 \pm 2.37	49.90 \pm 1.64	49.16 \pm 2.48
GAT-ROLAND	62.81 \pm 9.88	47.95 \pm 8.42	50.01 \pm 6.34	52.34 \pm 1.82	50.04 \pm 1.98	55.74 \pm 3.71	52.29 \pm 1.97	49.85 \pm 2.35	54.01 \pm 2.16
DYREP	48.82 \pm 13.37	52.38 \pm 6.90	45.96 \pm 5.07	58.45 \pm 0.12	58.02 \pm 0.31	50.29 \pm 0.13	56.87 \pm 0.18	57.25 \pm 0.28	50.34 \pm 0.16
JODIE	51.37 \pm 14.38	49.80 \pm 6.87	50.53 \pm 5.47	62.40 \pm 3.43	59.81 \pm 7.59	50.71 \pm 3.83	59.59 \pm 3.28	61.28 \pm 6.15	50.57 \pm 3.97
TGAT	67.00 \pm 5.35	53.64 \pm 5.50	59.27 \pm 4.43	55.78 \pm 2.03	62.43 \pm 1.86	51.49 \pm 1.30	48.21 \pm 1.55	57.30 \pm 0.70	51.42 \pm 4.27
TGN	50.61 \pm 13.61	49.54 \pm 6.23	50.33 \pm 4.47	72.48 \pm 0.19	67.37 \pm 0.07	54.60 \pm 0.80	74.38 \pm 0.29	69.81 \pm 0.08	54.62 \pm 0.72
TREND	69.92 \pm 9.27	64.85 \pm 4.71	66.79 \pm 5.44	63.24 \pm 0.71	80.42 \pm 0.45	58.70 \pm 0.78	50.15 \pm 0.90	65.13 \pm 0.54	57.52 \pm 1.01
DDGCL	65.15 \pm 4.54	55.21 \pm 6.19	62.34 \pm 5.13	54.96 \pm 1.46	61.68 \pm 0.81	55.62 \pm 0.32	47.98 \pm 1.11	55.90 \pm 1.13	55.18 \pm 2.73
CPDG	43.56 \pm 6.41	65.92 \pm 6.25	50.32 \pm 5.06	52.86 \pm 0.64	59.72 \pm 2.53	53.82 \pm 1.50	47.37 \pm 2.23	56.40 \pm 1.17	53.58 \pm 2.10
GRAPHPROMPT	73.78 \pm 5.62	60.89 \pm 6.37	64.60 \pm 5.76	55.67 \pm 0.26	67.46 \pm 0.31	51.07 \pm 0.75	48.46 \pm 0.28	59.18 \pm 0.49	50.27 \pm 0.58
TGAT-TIGPROMPT	69.21 \pm 8.88	67.70 \pm 9.64	73.90 \pm 6.68	59.54 \pm 1.41	78.45 \pm 1.44	51.69 \pm 1.24	49.52 \pm 0.85	65.66 \pm 2.68	51.58 \pm 4.02
TGN-TIGPROMPT	44.80 \pm 5.45	63.75 \pm 5.60	55.42 \pm 3.60	82.04 \pm 2.03	83.26 \pm 2.38	65.00 \pm 4.73	81.75 \pm 1.97	79.51 \pm 2.58	64.98 \pm 4.61
TGAT-DYGPROMPT	82.09 \pm 6.43	<u>73.50</u> \pm 6.47	77.78 \pm 5.08	69.88 \pm 0.18	<u>90.76</u> \pm 0.09	53.92 \pm 0.97	52.58 \pm 0.23	75.20 \pm 0.17	53.29 \pm 0.87
TGN-DYGPROMPT	<u>74.47</u> \pm 3.44	74.00 \pm 3.10	69.06 \pm 3.89	94.33 \pm 0.12	96.82 \pm 0.06	70.17 \pm 0.75	92.22 \pm 0.19	95.69 \pm 0.08	69.77 \pm 0.66

Results are reported in percent. The best method is bolded and the runner-up is underlined.

Table 2: Ablation study on our prompt designs.

Methods	FP	TP	FCN	TCN	Node classification			Transductive Link Prediction			Inductive Link Prediction		
					Wikipedia	Reddit	MOOC	Wikipedia	Reddit	MOOC	Wikipedia	Reddit	MOOC
VARIANT 1	×	×	×	×	67.00	53.64	59.27	69.05	88.94	51.49	52.27	72.90	51.42
VARIANT 2	✓	×	×	×	72.59	61.82	63.50	66.51	87.06	51.24	51.89	74.84	51.37
VARIANT 3	×	✓	×	×	73.22	62.51	62.59	66.51	87.06	51.26	50.28	69.71	50.50
VARIANT 4	✓	✓	×	×	72.25	63.11	62.87	68.36	90.31	52.17	52.56	75.13	51.33
VARIANT 5	✓	×	✓	×	81.40	73.12	77.15	69.56	90.10	52.16	52.57	75.50	53.31
VARIANT 6	×	✓	×	✓	80.34	72.59	76.16	66.62	87.34	51.22	49.05	73.16	52.34
DYGPROMPT	✓	✓	✓	✓	82.09	73.50	77.78	69.88	90.76	53.92	52.58	75.20	53.29

FP and TP stand for feature prompt and time prompt, respectively. FCN and TCN denote feature and time condition-net, respectively.

and pre-train it with dynamic link prediction tasks to capture dynamic information. However, it is still worse than DYGPROMPT since it ignores the node-time characterization as well.

5.3 Ablation studies

To thoroughly understand the impact of each component within DYGPROMPT, we contrast DYGPROMPT with variants employing different prompts and condition-nets. These variants and their corresponding results (using TGAT as backbone) are tabulated in Table 2.

The outcomes indicate that each individual design is instrumental, and we make following observations. For node classification tasks, first, feature prompt is essential in bridging task objective gap, as evidenced by the better performance of Variants 2 and 4 compared to Variants 1 and 3, which do not utilize a feature prompt. Similarly, time prompt is advantageous in narrowing dynamic variations, as Variants 3 and 4 generally outperforms Variants 1 and 2. Second, feature condition-net is advantageous as it integrates node characteristics into time features, as shown by Variant 5 outperforming Variant 2. Similarly, time condition-net is beneficial for capturing temporal subtleties at different time points to characterize node features, as Variants 6 surpasses Variant 3. (Note that the feature condition-net is built on the feature prompt, and the time condition-net is built on the time prompt.) Lastly, DYGPROMPT achieve the most optimal performance, proving the effectiveness of dual prompts and dual condition-nets. The results of link prediction tasks generally exhibit same patterns as in node classification tasks, except that Variant 1 already shows competitive performance compared to other variants. A possible reason is that we employ link prediction as the pre-training task, leading to smaller gap between pre-training and downstream tasks.

We further sample 200 suspended nodes and 200 active nodes in all three datasets, respectively, and show the output embedding space of these nodes calculated by Variant 1 (w/o prompts) and DYGPROMPT in Fig. 3. We observe that with both dual prompts and dual-condition nets, node embeddings from different classes are clearly separated, demonstrating the advantages of DYGPROMPT.




Figure 3: Output embedding space of nodes.

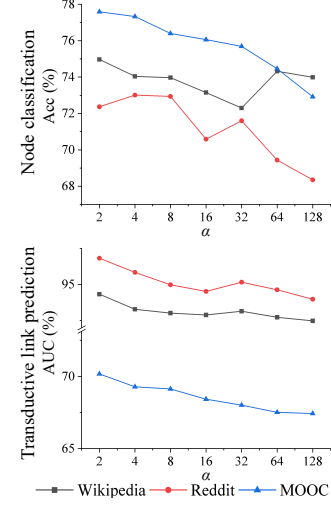


Figure 4: Sensitivity of α .

Table 3: Evaluation of different backbones.

Pre-training Backbone	Downstream Adaptation	Node classification			Transductive link prediction			Inductive link prediction		
		Wikipedia	Reddit	MOOC	Wikipedia	Reddit	MOOC	Wikipedia	Reddit	MOOC
TGAT	Classifier	67.00	53.64	59.27	69.05	88.94	51.49	52.27	72.90	51.42
	DYGPROMPT	82.09	73.59	79.71	69.88	90.76	53.92	52.58	75.20	53.29
DYREP	Classifier	50.61	49.54	50.33	58.45	58.02	50.29	56.87	57.25	50.34
	DYGPROMPT	53.52	50.98	51.62	91.64	93.84	72.04	90.28	93.08	72.27
JODIE	Classifier	51.37	49.80	50.53	62.40	59.81	50.71	59.59	61.28	50.57
	DYGPROMPT	62.84	60.93	67.84	63.56	58.89	52.06	62.80	58.17	52.33
TGN	Classifier	48.82	52.38	45.96	72.48	67.37	54.60	74.38	69.81	54.62
	DYGPROMPT	74.47	74.00	69.06	94.33	96.82	70.17	92.22	95.69	69.77

5.4 Flexibility on backbones

To further analyze the flexibility and robustness of DYGPROMPT, we evaluate its performance on different DGNN backbones, including TGAT, DYREP, JODIE and TGN. The results on all three datasets are reported in Table 3. We observe that regardless of the backbone utilized, DYGPROMPT generally surpasses the conventional fine-tuning via a classifier, indicating the robustness of our proposed framework. Additionally, given various performance of different original methods, the choice of which to serve as backbone is essential for final results. In our experiments, we employ TGN as our backbone since it generally outperforms all other DGNNs.

5.5 Hyperparameter sensitivity

In our experiments, we employ two dual-layer perceptrons with a bottleneck structure as the dual condition-nets [40, 41]. The perceptrons embed the input feature dimension d to \tilde{d} , and then restore it back to d , where $\tilde{d} = d/\alpha$. Here, α is a hyperparameter that scales the hidden dimension. We evaluate the impact of α and illustrate its effect in Fig. 4. We observe that for both node classification and link prediction tasks, the performance generally declines as the α increase, since the embedding phase may loss more information. Therefore, in our experiment, we set $\alpha = 2$.

6 Conclusions

In this paper, we explored prompt learning on dynamic graphs, aiming to narrow the gap between pre-training and downstream applications on such graphs. Our proposed approach DYGPROMPT employs dual prompts to overcome the divergent objectives and dynamic variations across pre-training and downstream tasks. Moreover, we propose dual condition-nets to mutually characterize node

and time features, thus capturing evolving node-time patterns. Finally, we conducted extensive experiments on three public datasets, demonstrating that DYGPROMPT significantly outperforms various state-of-the-art baselines.

References

- [1] Wenqi Fan, Yao Ma, Qing Li, Yuan He, Eric Zhao, Jiliang Tang, and Dawei Yin. Graph neural networks for social recommendation. In *WWW*, 2019.
- [2] Bryan Perozzi, Rami Al-Rfou, and Steven Skiena. Deepwalk: Online learning of social representations. In *SIGKDD*, 2014.
- [3] Anshul Kanakia, Zhihong Shen, Darrin Eide, and Kuansan Wang. A scalable hybrid research paper recommender system for microsoft academic. In *WWW*, 2019.
- [4] Chenyan Xiong, Russell Power, and Jamie Callan. Explicit semantic ranking for academic search via knowledge graph embedding. In *WWW*, 2017.
- [5] Xingtong Yu, Zemin Liu, Yuan Fang, and Xinming Zhang. Learning to count isomorphisms with graph neural networks. *AAAI*, 2023.
- [6] Sheheryar Zaidi, Michael Schaarschmidt, James Martens, Hyunjik Kim, Yee Whye Teh, Alvaro Sanchez-Gonzalez, Peter Battaglia, Razvan Pascanu, and Jonathan Godwin. Pre-training via denoising for molecular property prediction. In *ICLR*, 2022.
- [7] Claudio DT Barros, Matheus RF Mendonça, Alex B Vieira, and Artur Ziviani. A survey on embedding dynamic graphs. *ACM Computing Surveys*, 2021.
- [8] Joakim Skarding, Bogdan Gabrys, and Katarzyna Musial. Foundations and modeling of dynamic networks using dynamic graph neural networks: A survey. *IEEE Access*, 2021.
- [9] Aldo Pareja, Giacomo Domeniconi, Jie Chen, Tengfei Ma, Toyotaro Suzumura, Hiroki Kanezashi, Tim Kaler, Tao Schardl, and Charles Leiserson. Evolvegc: Evolving graph convolutional networks for dynamic graphs. In *AAAI*, 2020.
- [10] Da Xu, Chuanwei Ruan, Evren Korpeoglu, Sushant Kumar, and Kannan Achan. Inductive representation learning on temporal graphs. In *ICLR*, 2020.
- [11] Yuanchen Bei, Hao Xu, Sheng Zhou, Huixuan Chi, Mengdi Zhang, Zhao Li, and Jiajun Bu. Cpdg: A contrastive pre-training method for dynamic graph neural networks. *arXiv preprint arXiv:2307.02813*, 2023.
- [12] Ke-Jia Chen, Jiajun Zhang, Linpu Jiang, Yunyun Wang, and Yuxuan Dai. Pre-training on dynamic graph neural networks. *Neurocomputing*, 2022.
- [13] Sheng Tian, Ruofan Wu, Leilei Shi, Liang Zhu, and Tao Xiong. Self-supervised representation learning on dynamic graphs. In *CIKM*, 2021.
- [14] Pengfei Liu, Weizhe Yuan, Jinlan Fu, Zhengbao Jiang, Hiroaki Hayashi, and Graham Neubig. Pre-train, prompt, and predict: A systematic survey of prompting methods in natural language processing. *ACM Computing Surveys*, 2023.
- [15] Tom Brown, Benjamin Mann, Nick Ryder, Melanie Subbiah, Jared D Kaplan, Prafulla Dhariwal, Arvind Neelakantan, Pranav Shyam, Girish Sastry, Amanda Askell, et al. Language models are few-shot learners. In *NeurIPS*, 2020.
- [16] Xingtong Yu, Yuan Fang, Zemin Liu, Yuxia Wu, Zhihao Wen, Jianyuan Bo, Xinming Zhang, and Steven CH Hoi. Few-shot learning on graphs: from meta-learning to pre-training and prompting. *arXiv preprint arXiv:2402.01440*, 2024.
- [17] Zemin Liu, Xingtong Yu, Yuan Fang, and Xinming Zhang. Graphprompt: Unifying pre-training and downstream tasks for graph neural networks. In *WWW*, 2023.
- [18] Mingchen Sun, Kaixiong Zhou, Xin He, Ying Wang, and Xin Wang. Gppt: Graph pre-training and prompt tuning to generalize graph neural networks. In *SIGKDD*, 2022.
- [19] Xiangguo Sun, Hong Cheng, Jia Li, Bo Liu, and Jihong Guan. All in one: Multi-task prompting for graph neural networks. *SIGKDD*, 2023.

- [20] Xingtong Yu, Chang Zhou, Yuan Fang, and Xinming Zhang. Multigprompt for multi-task pre-training and prompting on graphs. *arXiv preprint arXiv:2312.03731*, 2023.
- [21] Taoran Fang, Yunchao Zhang, Yang Yang, Chunping Wang, and Lei Chen. Universal prompt tuning for graph neural networks. In *NeurIPS*, 2024.
- [22] Kaiyang Zhou, Jingkang Yang, Chen Change Loy, and Ziwei Liu. Conditional prompt learning for vision-language models. In *CVPR*, 2022.
- [23] Giang Hoang Nguyen, John Boaz Lee, Ryan A Rossi, Nesreen K Ahmed, Eunye Koh, and Sungchul Kim. Continuous-time dynamic network embeddings. In *WWW*, 2018.
- [24] Yanbang Wang, Yen-Yu Chang, Yunyu Liu, Jure Leskovec, and Pan Li. Inductive representation learning in temporal networks via causal anonymous walks. In *ICLR*, 2021.
- [25] Weilin Cong, Si Zhang, Jian Kang, Baichuan Yuan, Hao Wu, Xin Zhou, Hanghang Tong, and Mehrdad Mahdavi. Do we really need complicated model architectures for temporal networks? In *ICLR*, 2022.
- [26] Emanuele Rossi, Ben Chamberlain, Fabrizio Frasca, Davide Eynard, Federico Monti, and Michael Bronstein. Temporal graph networks for deep learning on dynamic graphs. *arXiv preprint arXiv:2006.10637*, 2020.
- [27] Srikanth Kumar, Xikun Zhang, and Jure Leskovec. Predicting dynamic embedding trajectory in temporal interaction networks. In *SIGKDD*, 2019.
- [28] Rakshit Trivedi, Mehrdad Farajtabar, Prasenjeet Biswal, and Hongyuan Zha. Dyrep: Learning representations over dynamic graphs. In *ICLR*, 2019.
- [29] Zhihao Wen and Yuan Fang. Trend: Temporal event and node dynamics for graph representation learning. In *www*, 2022.
- [30] Weihua Hu, Bowen Liu, Joseph Gomes, Marinka Zitnik, Percy Liang, Vijay Pande, and Jure Leskovec. Strategies for pre-training graph neural networks. *arXiv preprint arXiv:1905.12265*, 2019.
- [31] Ziniu Hu, Yuxiao Dong, Kuansan Wang, Kai-Wei Chang, and Yizhou Sun. Gpt-gnn: Generative pre-training of graph neural networks. *SIGKDD*, 2020.
- [32] Li Sun, Junda Ye, Hao Peng, and Philip S Yu. A self-supervised riemannian gnn with time varying curvature for temporal graph learning. In *CIKM*, 2022.
- [33] Xingtong Yu, Zhenghao Liu, Yuan Fang, Zemin Liu, Sihong Chen, and Xinming Zhang. Generalized graph prompt: Toward a unification of pre-training and downstream tasks on graphs. *arXiv preprint arXiv:2311.15317*, 2023.
- [34] Zhen Tan, Ruocheng Guo, Kaize Ding, and Huan Liu. Virtual node tuning for few-shot node classification. *SIGKDD*, 2023.
- [35] Xi Chen, Siwei Zhang, Yun Xiong, Xixi Wu, Jiawei Zhang, Xiangguo Sun, Yao Zhang, Yinglong Zhao, and Yulin Kang. Prompt learning on temporal interaction graphs. *arXiv preprint arXiv:2402.06326*, 2024.
- [36] Zonghan Wu, Shirui Pan, Fengwen Chen, Guodong Long, Chengqi Zhang, and S Yu Philip. A comprehensive survey on graph neural networks. *IEEE TNNLS*, 2020.
- [37] Jie Zhou, Ganqu Cui, Shengding Hu, Zhengyan Zhang, Cheng Yang, Zhiyuan Liu, Lifeng Wang, Changcheng Li, and Maosong Sun. Graph neural networks: A review of methods and applications. *AI open*, 2020.
- [38] Phuc H Le-Khac, Graham Healy, and Alan F Smeaton. Contrastive representation learning: A framework and review. *Ieee Access*, 2020.

- [39] Chao Jia, Yinfei Yang, Ye Xia, Yi-Ting Chen, Zarana Parekh, Hieu Pham, Quoc Le, Yun-Hsuan Sung, Zhen Li, and Tom Duerig. Scaling up visual and vision-language representation learning with noisy text supervision. In *ICLR*, 2021.
- [40] Zhihao Wen and Yuan Fang. Prompt tuning on graph-augmented low-resource text classification. *arXiv preprint arXiv:2307.10230*, 2023.
- [41] Yuzhong Wu and Tan Lee. Reducing model complexity for dnn based large-scale audio classification. In *ICASSP*, 2018.
- [42] Jiaxuan You, Tianyu Du, and Jure Leskovec. Roland: graph learning framework for dynamic graphs. In *SIGKDD*, 2022.
- [43] Thomas N Kipf and Max Welling. Semi-supervised classification with graph convolutional networks. In *ICLR*, 2017.
- [44] Petar Veličković, Guillem Cucurull, Arantxa Casanova, Adriana Romero, Pietro Lio, and Yoshua Bengio. Graph attention networks. In *ICLR*, 2018.
- [45] Alex Sherstinsky. Fundamentals of recurrent neural network (rnn) and long short-term memory (lstm) network. *Physica D: Nonlinear Phenomena*, 2020.
- [46] Oliver Ferschke, Torsten Zesch, and Iryna Gurevych. Wikipedia revision toolkit: Efficiently accessing wikipedia’s edit history. *Modern Information Technologies and Innovation Methodologies of Education in Professional Training Methodology Theory Experience Problems*, 2012.

Appendices

A Broader Impact and Limitations

Broader impact. Our work explores prompt learning on dynamic graphs. In particular, we observe and recognize the mutual characterization between node and time features, which is important to capturing fine-grained, evolving user-time patterns. To this end, we propose condition-nets to generate conditional prompts, which may inspire the community to pay more attention to the observation that node and time features condition on each other. Such patterns are crucial for various dynamic graph applications such as social network analysis and recommender systems. Additionally, our proposed DYGPROMPT excels in data-scarce settings, which are common in practical applications.

Limitations. Currently, our pre-training involves only dynamic graphs. However, static graphs are also abundant in the real world. Therefore, a promising future direction is to integrate static graphs into the pre-training phase, and transfer the prior knowledge from both static and dynamic graphs to solve downstream applications.

B Further Descriptions of Datasets

In this section, we provide a summary of these datasets in Table 4 and a further comprehensive descriptions.

(1) *Wikipedia*⁴ represents a month of modifications made by contributors on Wikipedia pages [46]. Following prior studies [26, 10], we utilize data from the most frequently edited pages and active contributors, obtaining a temporal graph containing 9,227 nodes and 157,474 temporal directed edges. Dynamic labels indicate whether contributors temporarily banned from editing.

(2) *Reddit*⁵ represents a dynamic network between posts and users on subreddits, where an edge represents a user writes a post to the subreddit, with about 11,000 nodes, about 700,000 temporal edges, and dynamic labels indicating whether user is banned from writing posts.

(3) *MOOC*⁶ is a student-course dataset, representing the actions taken by student on MOOC platform. The nodes are users and courses, and edges represent the actions by users on the courses. Dynamic labels indicate whether the student drops-out after the action.

C Further Descriptions of Baselines

In this section, we provide additional details about the baselines used in our experiments.

(1) Discrete-time dynamic graph neural network

- **ROLAND** [42] : ROLAND adapts static GNNs for dynamic graph learning. It offers a new viewpoint for static GNNs, where the node embeddings at different GNN layers are viewed as hierarchical node states, thus capturing temporal evolution.

(1) Continuous-time dynamic graph neural network

- **TGAT** [26]: TGAT use a self-attention mechanism and a time encoding technique based on the classical Bochner’s theorem from harmonic analysis. By stacking TGAT layers, the network recognizes the node embeddings as functions of time and is able to inductively infer embeddings for both new and observed nodes as the graph evolves.
- **DyRep** [28]: DyRep learns the dynamic representations of nodes based on the evolving graph structures, updating node representations incrementally.
- **JODIE** [27]: JODIE models each user and item with separate RNNs to update embeddings based on the temporal interactions.
- **TGN** [10]: TGN incorporates a memory mechanism that updates node states based on new events, effectively capturing the historical context and dependencies over time. It further propose a novel training strategy that supports efficient parallel processing.

⁴<http://snap.stanford.edu/jodie/wikipedia.csv>

⁵<http://snap.stanford.edu/jodie/reddit.csv>

⁶<http://snap.stanford.edu/jodie/mooc.csv>

Table 4: Summary of datasets.

Dataset	Nodes num	Edges num	Node classes	Dynamic labels	Feature dimension	Time span
Wikipedia	9,227	157,474	2	217	172	30 days
Reddit	11,000	672,447	2	366	172	30 days
MOOC	7,144	411,749	2	4,066	172	30 days

(3) Graph Pre-training Models

- **DDGCL** [13]: DDGCL designs a self-supervised dynamic graph pre-training method via contrasting two nearby temporal views of the same node identity.
- **CPDG** [11]: CPDG integrates two types of contrastive pre-training strategies to learn comprehensive node representations that encapsulate both long-term and short-term patterns.

(4) Graph Prompt Models

- **GraphPrompt** [17]: GraphPrompt employs subgraph similarity as a mechanism to unify different pretext and downstream tasks, including link prediction, node classification, and graph classification. A learnable prompt is subsequently tuned for each downstream task.
- **TIGPrompt** [35]: TIGPrompt propose a prompt generator that generates personalized, time-aware prompts for each node, enhancing the adaptability and expressiveness of node embeddings for downstream tasks.

D Implementation Details

General settings Optimizer: For all experiments, we use the Adam optimizer.

Environment: The environment in which we run experiments is:

- Operating system: Windows 11
- CPU information: 13th Gen Intel(R) Core(TM) i5-13600KF
- GPU information: GeForce RTX 4070Ti (12 GB)

Details of baselines. For all open-source baselines, we utilize the officially provided code and reproduce the non-open-source CPDG and TIGPrompt. Each model is tuned according to the settings recommended in their respective literature to achieve optimal performance.

For GCN, we employ a 2-layer architecture, and set the hidden dimensions to 172. For GAT, we employ a 2-layer architecture and set the hidden dimension to 172. Then, we use the Roland framework to process the outputs of each layer, incorporating temporal information into GAT and GCN.

For TGAT, Dyrep, Jodie and TGN, we set the hidden dimension to 172, and sample 20 temporal neighbors for each node to update representation.

For DDGCL, we compares two temporally adjacent views of each node, utilizing a time-dependent similarity evaluation and a GAN-style contrastive loss function. For CPDG, we employ depth-first-search and breadth-first-search to sample neighbors of each nodes. Both DDGCL and CPDG employ TGAT as the backbone, setting the hidden dimension to 172.

For GraphPrompt, we use TGAT as the backbone, and set the hidden dimensions to 172. We employ 1-hop subgraph for similarity calculation. For TIGPrompt, we employ TGN and TGAT as the backbone, setting the hidden dimension to 172. We employ projection prompt generator, as it is reported to yield the best performance in their literature.

Details of DYGPROMPT. For our proposed DYGPROMPT, We conducted experiments using TGN and TGAT as backbones. We employ a dual-layer perceptrons with bottleneck structure as the condition-net, and set the hidden dimension of the condition net as 86.

Table 5: Accuracy evaluation on node classification and link prediction in label abundant setting.

Methods	Transductive Link Prediction			Inductive Link Prediction			Node Classification		
	Wikipedia	Reddit	MOOC	Wikipedia	Reddit	MOOC	Wikipedia	Reddit	MOOC
GCN-ROLAND	58.74	50.57	53.61	55.13	51.42	51.29	63.04	50.68	49.77
GAT-ROLAND	59.83	59.59	51.61	55.14	55.59	48.53	63.01	49.95	49.56
TGAT	89.39	94.71	57.85	87.36	92.51	57.80	62.85	50.04	47.07
DYREP	89.60	93.87	66.16	87.62	92.57	66.95	<u>77.86</u>	52.41	56.45
JODIE	88.30	92.46	<u>67.01</u>	86.12	92.09	<u>66.55</u>	76.11	54.54	61.13
TGN	96.59	<u>97.50</u>	74.97	<u>95.47</u>	<u>96.62</u>	75.20	73.64	59.70	56.64
DDGCL	71.33	70.85	55.62	69.84	69.83	55.57	48.50	50.66	51.21
CPDG	72.06	74.32	70.51	69.75	70.67	70.25	71.28	61.99	<u>60.50</u>
GRAPHPROMPT	<u>96.73</u>	96.87	75.42	95.51	95.14	75.33	74.82	59.39	57.63
TGAT-TIGPROMPT	93.26	96.66	53.61	87.95	90.40	54.52	71.91	53.89	50.01
TGN-TIGPROMPT	89.03	92.58	73.60	88.42	91.42	73.72	53.45	61.44	49.47
TGAT-DYG-PROMPT	90.21	95.74	56.25	86.32	88.02	55.58	80.36	62.47	54.70
TGN-DYG-PROMPT	97.32	97.63	77.35	96.23	96.68	78.16	77.88	<u>59.71</u>	59.40

E Further Experiments and Analysis

Performance evaluation in data abundant setting To further evaluate the performance of DYGPROMPT, we first sample 1% of the data as the training set and another 1% as the validation set for data abundant setting, with the remaining data used for testing, in line with previous work [10, 10]. We evaluate the performance of DYGPROMPT on node classification and link prediction tasks on *Wikipedia*, *Reddit* and *MOOC*, and illustrate the results in Table 5. We observe that DYGPROMPT consistently outperforms all the other baselines, further showing the effectiveness of our design.