

Low Fidelity Digital Twin for Automated Driving Systems: Use Cases and Automatic Generation

Jiri Vlasak^{12*} Jaroslav Klapálek^{12†} Adam Kollarčík^{12‡}
Michal Sojka^{2§} Zdeněk Hanzálek^{2¶}

¹Faculty of Electrical Engineering, Czech Technical University in Prague

²Czech Institute of Informatics, Robotics and Cybernetics, Czech Technical University in Prague
{jiri.vlasak.2, jaroslav.klapalek, adam.kollarcik, michal.sojka, zdenek.hanzalek}@cvut.cz

Abstract

Automated driving systems are an integral part of the automotive industry. Tools such as Robot Operating System and simulators support their development. However, in the end, the developers must test their algorithms on a real vehicle. To better observe the difference between reality and simulation—the reality gap—digital twin technology offers real-time communication between the real vehicle and its model. We present low fidelity digital twin generator and describe situations where automatic generation is preferable to high fidelity simulation. We validated our approach of generating a virtual environment with a vehicle model by replaying the data recorded from the real vehicle.

Keywords: Automated Driving System, Digital Twin, OpenStreetMap, Reality Gap, Robot Operating System, Simulation

1 Introduction

The development and testing of real automated driving systems (ADS) is expensive, slow, and compli-

cated. In this situation, simulation comes to the rescue. However, setting up the simulator and the virtual entities, i.e., the environment and the models, is usually complicated, slow, and therefore expensive. The difficulties in setting up the virtual entities are particularly evident when modern digital twin technology (DT) is to be used, as DT attempts to interactively mirror the *real* world.

DT connects simulation with reality by requiring real-time data exchange between virtual and physical entities. The DT approach enables simultaneous development and testing on the virtual model and the real vehicle.

It is true that the more parameters of reality are simulated, the closer to reality and therefore the better the simulation. It is also true that the easier the virtual entities are to create, the better. These two aspects of DT are linked, but automation makes them independent of each other, lowering the DT creation trade-off.

In this article, we argue for the automatic creation of virtual environments and vehicle models for ADS development. We present situations where it makes sense to prioritize simplicity of creation at the expense of the number of simulation parameters. We present our DT generator¹, which generates virtual entities, and show tests of the generated virtual environment with the Gazebo simulator and the Robot

*<https://orcid.org/0000-0002-6618-8152>

†<https://orcid.org/0000-0001-8816-2773>

‡<https://orcid.org/0000-0002-9150-839X>

§<https://orcid.org/0000-0002-8738-075X>

¶<https://orcid.org/0000-0002-8135-1296>

¹<https://git.sr.ht/~qeef/gen-sdf>

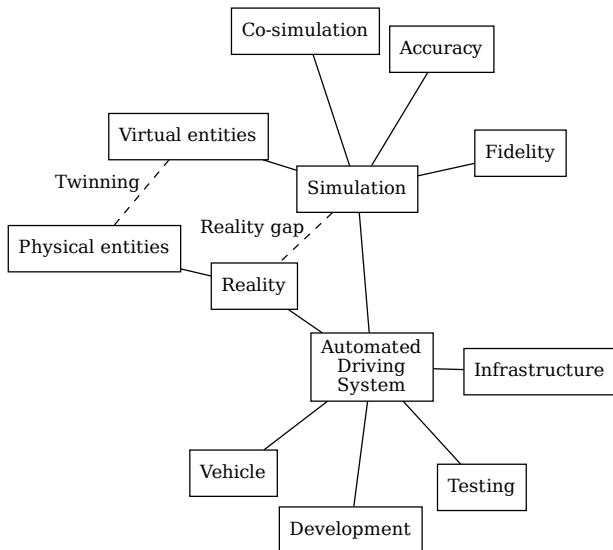


Figure 1: Connection between the work on automated driving systems from the point of view of digital twin technology. The solid lines represent a close relevance. The dashed lines represent the connection between virtual and physical entities.

Operating System (ROS)²³.

In Section 2 we give an overview of the work related to ADS development, DT and simulators. In Section 3 we present our generator and take a look at emerging possibilities. In Section 4 we discuss the situations in which ADS benefit from DT. We conclude our considerations in Section 5.

2 Related works

Given the rapid progress in the development of automated driving systems (ADS), we can recognize similar efforts in the tools that promise to further accelerate the development of ADS. Macenski, Foote, Gerkey, Lalancette, and Woodall (2022) introduce one such tool: the Robot Operating System (ROS)

²<https://libre.video/videos/watch/e15b96af-9c2c-4b72-adf8-234148d6044c>

³<https://libre.video/videos/watch/b2e90dd6-ef61-4756-822f-a915aa2aa23a>

– a broad ecosystem of libraries for robotics applications with a common consensus on interfaces. ROS is the de facto standard for the development of robotics applications, including ADS; we focus on the tools that are compatible with ROS.

In Section 2.1, we provide an overview of simulators, a prominent group of tools for ADS development and testing. In Section 2.2, we take a look at the use of digital twin technology (DT) for ADS. In Section 2.3, we glance over the works in which DT is used for ADS development and testing, even if it is not explicitly mentioned.

2.1 Simulators

Kaur, Taghavi, Tian, and Shi (2021) review simulators for automated driving systems (ADS) testing and conclude that CARLA (Dosovitskiy, Ros, Codevilla, Lopez, & Koltun, 2017) and LGSVL (Rong et al., 2020) are the most suitable. Gazebo (Koenig & Howard, 2004) is popular, but it is hard to create new environments for it.

CARLA was released as a completely new simulator developed from scratch for ADS research. With a focus on the perception module, CARLA is an open source layer built on the highly realistic Unreal Engine⁴. CARLA also features a ROS bridge to connect to ROS-based control algorithms for ADS.

LGSVL, on the other hand, was released with the main feature of smooth integration into the Autoware (Kato et al., 2018) – open source ADS framework built on the ROS. The development of LGSVL has been discontinued, but its successor, AWSIM⁵, also provides first-class support for Autoware.

Gazebo focuses on robotics in general, not just ADS development. The environment and robot models are specified in an SDFFormat⁶ file with XML syntax. SDFFormat is also supported by the new graphics engine o3de⁷.

Koenig and Howard (2004) published Gazebo’s original work in 2004, and the published case studies were about reverse engineering real robots by creating

⁴<https://www.unrealengine.com/en-US>

⁵<https://tier4.github.io/AWSIM/>

⁶<http://sdformat.org/>

⁷<https://o3de.org/>

the model in the simulator and simulating the robots in a virtual copy of the environment before deploying them. They even mentioned the possible real-time exchange of sensor data between real and virtual entities. Then, almost ten years after the publication of Gazebo, Shafto et al. (2012) introduced digital twin technology.

2.2 Digital twin technology

In recent years, digital twin technology (DT) has also become increasingly important in the field of automated driving systems (ADS). Schwarz and Wang (2022) show what DT is for ADS and Wright and Davidson (2020) explain the difference between a digital twin and a model in simulation: “A digital twin without a physical twin is a model.” Jones, Snider, Nassehi, Yon, and Hicks (2020) give a detailed characterization of the DT and name its most important components.

We emphasize two DT components important for our article: *twinning* and *fidelity*. Twinning is a process of synchronizing parameter values between physical and virtual entities. Fidelity is the number of twinned parameters. We intentionally differentiate between fidelity and *accuracy*. Fidelity tells us how detailed the virtual entity is compared to the physical one, based on the number of parameters. Accuracy, on the other hand, determines the deviation of the parameter values between the virtual and the physical entity.

Samak, Samak, Kandhasamy, Krovi, and Xie (2023) present DT with all the necessary components. This includes physical and virtual entities for the environment (roads, traffic lights, smart infrastructure) and a real prototype vehicle (1:14). Their AutoDRIVE platform is based on ROS, has a Unity-based simulator and is intended for ADS research and education. The downside is the self-written simulator and the limited number of environments and vehicles.

Stocco, Pulfer, and Tonella (2023) describe how ADS testing in simulation relates to ADS testing in reality, targeting deep neural networks. They attempt to answer the question of whether the difference between virtual tests and real-world tests, the *reality gap*, affects test performance. They conduct

tests on a 1:16 prototyping platform that includes a high-fidelity simulator and conclude that real-world vehicle testing is still important. In other words, the realism of the simulators, the fidelity, is not yet good enough.

Hu et al. (2023) provide an overview of work on the reality gap with the goal of perception and high-fidelity simulation. They divide the related topics into: (i) knowledge transfer from simulation to reality, (ii) learning in digital twins, and (iii) learning through parallel intelligence. They conclude that there is always a reality gap and that there is a need to further investigate the methods for knowledge transfer.

We agree that this line of research is important, but we argue that it is not the only line of research in ADS and DT. We offer a slightly different definition of the reality gap that better fits DT: “The reality gap is the deviation in accuracy for a given level of fidelity.”

2.3 Development and testing

In addition to improvements in ADS development, DT is a technology that enables interesting types of ADS tests. Wang, Xiong, and Winner (2021) discuss ADS validation. First, they run ADS in parallel with the human driver, but without access to the actuators, and compare online the trajectories of the human driver with the trajectories generated by ADS. Later, they carry out offline safety assessments of the recorded trajectories. Their goal is the second stage, the offline safety assessment. The first stage, the online trajectory comparison, corresponds to DT.

Genevois, Horel, Renzaglia, and Laugier (2022) inject lidar data at sensor level in real time from the simulation to the real ADS. This augmented reality approach has potential for vehicle-in-the-loop tests, especially when complex scenarios have to be tested on the real vehicle.

Gelbal, Aksun-Guvenc, and Guvenc (2022) describe a very similar approach, which they call *vehicle in virtual environment*. They include the vehicle and its sensors in the simulation with a prepared scenario and let the ADS of the vehicle react to this

scenario. Both studies show the convergence of virtual and physical entities in terms of DT.

Finally, Drechsler et al. (2022) had several real road participants encounter each other in the simulation. Looking at the main components of DT, there are physical entities connected to virtual entities, then the simulation is performed and finally the result is sent back to reality, to the physical entities.

These works show an attractive use of DT for ADS testing. They prove that what DT contributes to ADS is valuable and that there are use cases where high fidelity is not the most important thing. However, there is still room for automation in setting up DT, as DT is usually created manually, uses a virtual environment that only resembles a real environment, or uses virtual models that do not correspond to the real vehicles under test.

3 Digital twin generator

In this section, we briefly introduce our digital twin (DT) generator for automated driving systems (ADS)⁸. The generator produces the SDFFormat⁹ file that can be loaded into the Gazebo Classic, Gazebo, and o3de simulators, all of which provide first-class support for the Robot Operating System (ROS). We begin with reflections on the choices we made in developing our generator, show the results of testing the concept, and outline future work.

The generated SDFFormat file contains buildings, roads, and vehicle models. Buildings and roads represent the environment. Each vehicle model has a GPS sensor and uses Ackermann steering; the sensor data can be read out and the vehicle models can be controlled via ROS messages. Vehicle models can also serve as *shadows* when their GPS position and the orientation of the vehicle are set directly via ROS messages.

Our decisions are influenced by the fact that we strive to reflect the real world, consider DT with limited fidelity, and aim for simple DT creation.

To automatically create the virtual environment,

⁸<https://git.sr.ht/~qeef/gen-sdf>

⁹<http://sdformat.org/>

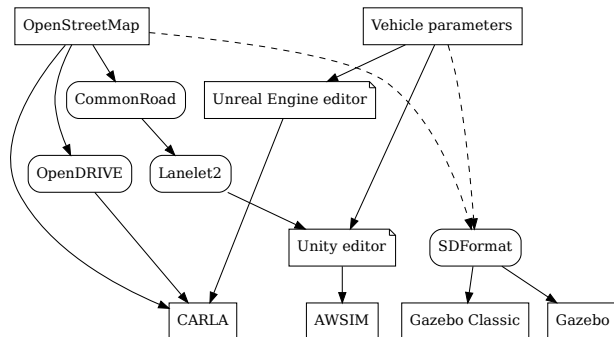


Figure 2: Diagram of the steps required to use OpenStreetMap data and vehicle parameters (boxes in the top row) in different simulators (boxes in the bottom row). The solid lines represent automatic conversions and the loading and saving of files in different formats (rounded boxes). The boxes for the Unreal Engine editor and the Unity editor represent non-trivial manual work. The dashed lines represent our generator.

we use OpenStreetMap¹⁰, which provides open map data for the whole world. In Fig. 2, we can see that there are ways to convert OpenStreetMap data into OpenDRIVE, CommonRoad or Lanelet2 formats. However, the results of the conversions need to be checked manually, as the conversion of high fidelity OpenStreetMap data to other high fidelity formats involves a large number of corner cases. We avoid corner cases by limiting the fidelity, e.g., each road in our generator has two lanes with constant width.

To create virtual vehicle models automatically, we are left with the SDFFormat and the Gazebo simulators. In Fig. 2, we see that adding a new vehicle model to CARLA or AWSIM requires manual work in the Unreal Engine or Unity editors. The automatic conversions performed by our generator are indicated by the dashed lines in Fig. 2.

Our generator is a single-file Python 3 script that depends only on the standard library packages. This approach improves usability in different environments.

¹⁰<https://www.openstreetmap.org/about>

We tested the generated SDF format file in the Gazebo Classic simulator by replaying the data recorded in ROS bag files: replaying GPS positions¹¹ and also control messages¹².

Our future work is to use our generator in the situations described in Section 4 and to update the generator along with the requirements. We also want to improve the fidelity of our generator; we plan to support more features of OpenStreetMap, such as traffic lights or traffic signs.

4 Use cases

In this section, we present situations related to the development and testing of automated driving systems (ADS), where limited fidelity is not a major concern, but the automatic generation of components related to digital twin technology (DT), i.e., virtual environments and vehicle models, is highly appreciated. Fig. 3 shows an example of generated virtual entities that are commanded via Robot Operating System (ROS) messages.

From our own experience with ADS development, we know that when we start working on a new real vehicle, we must first determine its parameters. If the parameters are already available, they may be wrong, so we have to adjust them. The identification and tuning of the model is covered in Section 4.1. We consider the “steering example”, where steering wheel angle, front wheel angle, and speed serve as example parameters.

It is too expensive and time-consuming to develop ADS directly on the real vehicle. Therefore, the next step is to create a vehicle model in the simulation. In Section 4.2, we discuss the validation of such a model.

Finally, the algorithms for ADS developed in the simulation are later tested on the real vehicle. We discuss the evaluation of the algorithms for ADS in Section 4.3.

During testing, more parameters may need to be added, some adjusted, and others invalidated, so the

¹¹<https://libre.video/videos/watch/e15b96af-9c2c-4b72-adf8-234148d6044c>

¹²<https://libre.video/videos/watch/b2e90dd6-ef61-4756-822f-a915aa2aa23a>

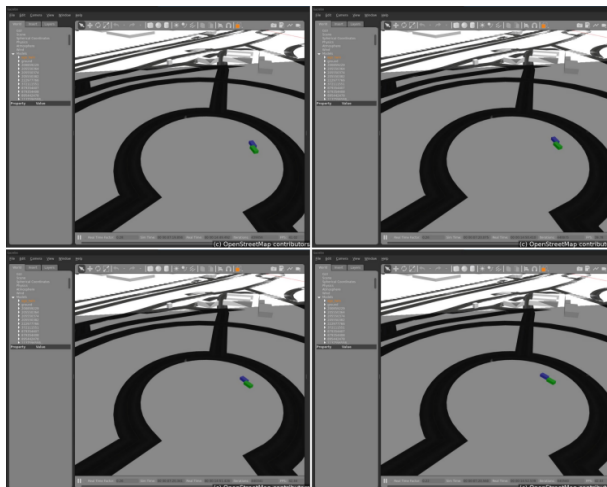


Figure 3: The screenshot of the Gazebo Classic simulator with the automatically generated virtual environment, which reflects the test track in Weissach, Germany, and a blue and a green box, which represent the vehicle shadow and the vehicle twin respectively. Buildings and roads © OpenStreetMap contributors.

cycle of identification/tuning/validation/evaluation starts over again. However, from the perspective of DT, the above steps are the same. Using DT in development and testing means that we can constantly monitor the reality gap and immediately fix bugs that are discovered at any stage of the development and testing cycle.

4.1 Model identification and tuning

The goal of vehicle model identification and tuning is to determine or adjust the parameters of the vehicle model based on the data from the real vehicle. This is important when ADS development starts with a new vehicle or when something happens to the development vehicle that may affect the parameters, such as a tire change. An example of parameters that needs to be determined and adjusted is the mapping between the steering wheel angle and the corresponding front wheel angle at a certain speeds.

Determining the parameters of the vehicle model is

slow and tedious work. With DT, the input and output variables of the real vehicle can be easily recorded and compared with the input and output variables of the vehicle model, which responds in real time to the same control input. The recordings can be used to estimate or improve the parameters of the vehicle model.

To identify and adjust the parameters, we need to come up with a series of movements, actions and scenarios that need to be performed and measured to identify and tune the vehicle model. For the steering example, we drive the circles counter clockwise and clockwise with maximum steering.

4.2 Digital twin validation

When validating the digital twin, we want to indicate whether the mismatch is caused by the real vehicle or the vehicle model.

If the control works for the virtual model but fails for the real vehicle, we call the situation *real vehicle bias*. An example of this is the steering algorithm outputting the steering angle request in degrees instead of radians. This type of error is usually caused by the lack of knowledge of the vehicle interface and can often be observed in the initial phase of experimentation with the real vehicle.

If the control works for the real vehicle but fails for the vehicle model, we call this situation *vehicle model bias*. An example of this is a set of incorrect parameters of the vehicle model such as a smaller maximum steering radius than that of the real vehicle. This type of error could be understood as parameter tuning of the model in the simulation.

The validation phase is important before testing complex ADS algorithms on the real vehicle. Usually, we perform the validation with very simple movements; for the steering example, we use three steps: (i) set the speed to 10 km/h, (ii) steer to the maximum left for one second, and (iii) steer to the maximum right for one second. We can then correct errors in the real vehicle and later update the vehicle model in the simulation. With DT, we have a better understanding of the reality gap because of the online comparison of the outputs, e.g., the GPS positions, the current speed or the current heading of the real

vehicle and the vehicle model.

4.3 Evaluation of algorithms

Finally, we want to evaluate various ADS algorithms for trajectory planning, decision making, and vehicle control for research problems in the field of automated driving such as parking in the city, highway overtaking, racing, or crossing intersections. We want to know whether our algorithm works in a real vehicle and how it performs.

Each of the problems described can be better tested in different environments and automating the creation of these environments significantly speeds up development. Using DT together with the mixed reality approach enables real-time evaluation of ADS algorithms on the real vehicle, in a variety of scenarios, on a test track at a home location.

5 Conclusion

We look at automated driving systems (ADS), digital twin technology (DT) and simulators from the perspective of development and testing with Robot Operating System (ROS).

We distinguish between fidelity and accuracy and propose to update the definition of the reality gap to better fit digital twins: “The reality gap is the deviation in accuracy for a given level of fidelity.”

We argue in favor of digital twins with limited fidelity and their appropriate use in the development and testing of automated driving systems. We advocate automation in the creation of digital twins.

We present a generator for low fidelity digital twins and situations where it is advantageous to favor automated generation over high fidelity simulation.

We successfully tested the output of the generator in the Gazebo Classic simulator on a developer notebook with Intel(R) Core(TM) i7-5600U CPU @2.60 GHz with 16 GB RAM, proving that the development of automated driving systems with digital twin technology is possible without the enormous computing power of server clusters.

Our future work with digital twin technology will focus on the investigation of non-reproducible or

poorly reproducible events such as traffic accidents or crashes. Realistic testing of these events is not possible on a large scale due to safety, financial, and other constraints; nevertheless, these events will certainly occur. Automated driving systems should be verified and validated to deal with these situations properly. Digital twin technology with the mixed reality approach is perfect for this.

Another future research direction is reinforcement learning for control systems, in which data from the real vehicle and several vehicle models are combined to increase learning performance.

Acknowledgement(s)

This work was developed during an internship at Virtual Vehicle Research GmbH. This work was supported by the Grant Agency of the Czech Technical University in Prague, grant No. SGS22/167/OHK3/3T/13.

References

- Dosovitskiy, A., Ros, G., Codevilla, F., Lopez, A., & Koltun, V. (2017). CARLA: An open urban driving simulator. In *Proceedings of the 1st annual conference on robot learning* (pp. 1–16).
- Drechsler, M. F., Peintner, J., Reway, F., Seifert, G., Riener, A., & Huber, W. (2022, April). MiRE, A Mixed Reality Environment for Testing of Automated Driving Functions. *IEEE Transactions on Vehicular Technology*, 71(4), 3443–3456. Retrieved 2023-10-25, from <https://ieeexplore.ieee.org/document/9737417> (Conference Name: IEEE Transactions on Vehicular Technology)
- Gelbal, S. Y., Aksun-Guvenc, B., & Guvenc, L. (2022, December). *Vehicle in Virtual Environment (VVE) Method*. arXiv. Retrieved 2023-10-06, from <http://arxiv.org/abs/2212.11469> (arXiv:2212.11469 [cs])
- Genevois, T., Horel, J.-B., Renzaglia, A., & Laugier, C. (2022, June). Augmented Reality on LiDAR data: Going beyond Vehicle-in-the-Loop for Automotive Software Validation. In *2022 IEEE Intelligent Vehicles Symposium (IV)* (pp. 971–976). Retrieved 2023-10-25, from <https://ieeexplore.ieee.org/document/9827351>
- Hu, X., Li, S., Huang, T., Tang, B., Huai, R., & Chen, L. (2023, June). *How Simulation Helps Autonomous Driving: A Survey of Sim2real, Digital Twins, and Parallel Intelligence*. arXiv. Retrieved 2023-10-23, from <http://arxiv.org/abs/2305.01263> (arXiv:2305.01263 [cs] version: 2)
- Jones, D., Snider, C., Nassehi, A., Yon, J., & Hicks, B. (2020, May). Characterising the Digital Twin: A systematic literature review. *CIRP Journal of Manufacturing Science and Technology*, 29, 36–52. Retrieved 2023-10-16, from <https://www.sciencedirect.com/science/article/pii/S1755581720300110>
- Kato, S., Tokunaga, S., Maruyama, Y., Maeda, S., Hirabayashi, M., Kitsukawa, Y., ... Azumi, T. (2018, April). Autoware on Board: Enabling Autonomous Vehicles with Embedded Systems. In *2018 ACM/IEEE 9th International Conference on Cyber-Physical Systems (ICCPS)* (pp. 287–296). Retrieved 2024-05-14, from <https://ieeexplore.ieee.org/abstract/document/8443742>
- Kaur, P., Taghavi, S., Tian, Z., & Shi, W. (2021, January). *A Survey on Simulators for Testing Self-Driving Cars*. arXiv. Retrieved 2023-10-24, from <http://arxiv.org/abs/2101.05337> (arXiv:2101.05337 [cs])
- Koenig, N., & Howard, A. (2004, September). Design and use paradigms for Gazebo, an open-source multi-robot simulator. In *2004 IEEE/RSJ International Conference on Intelligent Robots and Systems (IROS) (IEEE Cat. No.04CH37566)* (Vol. 3, pp. 2149–2154 vol.3). Retrieved 2023-10-24, from <https://ieeexplore.ieee.org/abstract/document/1389727>
- Macenski, S., Foote, T., Gerkey, B., Lalancette, C., & Woodall, W. (2022, May). Robot Operating System 2: Design, architecture, and uses in the wild. *Science Robotics*, 7(66), eabm6074. Retrieved 2024-

- 05-14, from <https://www.science.org/doi/10.1126/scirobotics.abm6074> (Publisher: American Association for the Advancement of Science)
- Rong, G., Shin, B. H., Tabatabaee, H., Lu, Q., Lemke, S., Možeiko, M., ... Kim, S. (2020, September). LGSVL Simulator: A High Fidelity Simulator for Autonomous Driving. In *2020 IEEE 23rd International Conference on Intelligent Transportation Systems (ITSC)* (pp. 1–6). Retrieved 2024-02-18, from <https://ieeexplore.ieee.org/abstract/document/9294422>
- Samak, T. V., Samak, C. V., Kandhasamy, S., Krovi, V., & Xie, M. (2023, May). Auto-DRIVE: A Comprehensive, Flexible and Integrated Digital Twin Ecosystem for Enhancing Autonomous Driving Research and Education. *Robotics*, *12*(3), 77. Retrieved 2023-10-06, from <http://arxiv.org/abs/2212.05241> (arXiv:2212.05241 [cs])
- Schwarz, C., & Wang, Z. (2022, November). The Role of Digital Twins in Connected and Automated Vehicles. *IEEE Intelligent Transportation Systems Magazine*, *14*(6), 41–51. (Conference Name: IEEE Intelligent Transportation Systems Magazine)
- Shafto, M., Conroy, M., Doyle, R., Glaessgen, E., Kemp, C., LeMoigne, J., & Wang, L. (2012). Nasa technology roadmap: Modeling, simulation. *Information Technology & Processing Roadmap Technology Area*, *11*.
- Stocco, A., Pulfer, B., & Tonella, P. (2023, April). Mind the Gap! A Study on the Transferability of Virtual Versus Physical-World Testing of Autonomous Driving Systems. *IEEE Transactions on Software Engineering*, *49*(4), 1928–1940. (Conference Name: IEEE Transactions on Software Engineering)
- Wang, C., Xiong, F., & Winner, H. (2021, March). Reduction of Uncertainties for Safety Assessment of Automated Driving Under Parallel Simulations. *IEEE Transactions on Intelligent Vehicles*, *6*(1), 110–120. (Conference Name: IEEE Transactions on Intelligent Vehicles)
- Wright, L., & Davidson, S. (2020, March). How to tell the difference between a model and a digital twin. *Advanced Modeling and Simulation in Engineering Sciences*, *7*(1), 13. Retrieved 2023-09-01, from <https://doi.org/10.1186/s40323-020-00147-4>