

# DrHouse: An LLM-empowered Diagnostic Reasoning System through Harnessing Outcomes from Sensor Data and Expert Knowledge

BUFANG YANG\*, The Chinese University of Hong Kong, China

SIYANG JIANG\*, The Chinese University of Hong Kong, China

LILIN XU, The Chinese University of Hong Kong, China

KAIWEI LIU, The Chinese University of Hong Kong, China

HAI LI, The Chinese University of Hong Kong, China

GUOLIANG XING, The Chinese University of Hong Kong, China

HONGKAI CHEN, The Chinese University of Hong Kong, China

XIAOFAN JIANG, Columbia University, United States

ZHENYU YAN, The Chinese University of Hong Kong, China

Large language models (LLMs) have the potential to transform digital healthcare, as evidenced by recent advances in LLM-based virtual doctors. However, current approaches rely on patient’s subjective descriptions of symptoms, causing increased misdiagnosis. Recognizing the value of daily data from smart devices, we introduce a novel LLM-based multi-turn consultation virtual doctor system, DrHouse, which incorporates three significant contributions: 1) It utilizes sensor data from smart devices in the diagnosis process, enhancing accuracy and reliability. 2) DrHouse leverages continuously updating medical databases such as Up-to-Date and PubMed to ensure our model remains at diagnostic standard’s forefront. 3) DrHouse introduces a novel diagnostic algorithm that concurrently evaluates potential diseases and their likelihood, facilitating more nuanced and informed medical assessments. Through multi-turn interactions, DrHouse determines the next steps, such as accessing daily data from smart devices or requesting in-lab tests, and progressively refines its diagnoses. Evaluations on three public datasets and our self-collected datasets show that DrHouse can achieve up to an 18.8% increase in diagnosis accuracy over the state-of-the-art baselines. The results of a 32-participant user study show that 75% medical experts and 91.7% patients are willing to use DrHouse.

## 1 INTRODUCTION

According to the views of the fictional character Dr. Gregory House in the popular TV show House,<sup>1</sup> instead of relying on patient’s subjective descriptions of symptoms, doctors should take advantage of more objective data inputs such as smart devices, wearable sensors, and in-lab tests for diagnosis. With the realm of large language models (LLMs) [2, 39] and other advanced AI technologies [52], many variations of LLMs have been developed for medical tasks, such as understanding reports [10] and *virtual doctors* [47, 59] that can provide diagnosis based on symptoms. However, existing LLM-based medical models still depend on the patient’s subjective description of symptoms. More importantly, many of these models are trained with old medical data and are not easy to incorporate the most recent medical corpus, functioning more like a single-turn question-answering (QA) system [59]. They only provide general medical summaries or suggestions instead of actively inquiring about additional symptoms or lab tests from patients, thus missing out potential illnesses. The inability to quantify the likelihood

\*Both authors contributed equally to this research.

<sup>1</sup>House, also known as “House, M.D.”, is an American medical drama television series.

---

Authors’ addresses: Bufang Yang, The Chinese University of Hong Kong, China, bfyang@link.cuhk.edu.hk; Siyang Jiang, The Chinese University of Hong Kong, China, syjiang@ie.cuhk.edu.hk; Lilin Xu, The Chinese University of Hong Kong, China, lilinxu@cuhk.edu.hk; Kaiwei Liu, The Chinese University of Hong Kong, China, 1155189693@link.cuhk.edu.hk; Hai Li, The Chinese University of Hong Kong, China, lh123@ie.cuhk.edu.hk; Guoliang Xing, The Chinese University of Hong Kong, China, glxing@cuhk.edu.hk; Hongkai Chen, The Chinese University of Hong Kong, China, hkchen@ie.cuhk.edu.hk; Xiaofan Jiang, Columbia University, United States, jiang@ee.columbia.edu; Zhenyu Yan, The Chinese University of Hong Kong, China, zzyan@ie.cuhk.edu.hk.

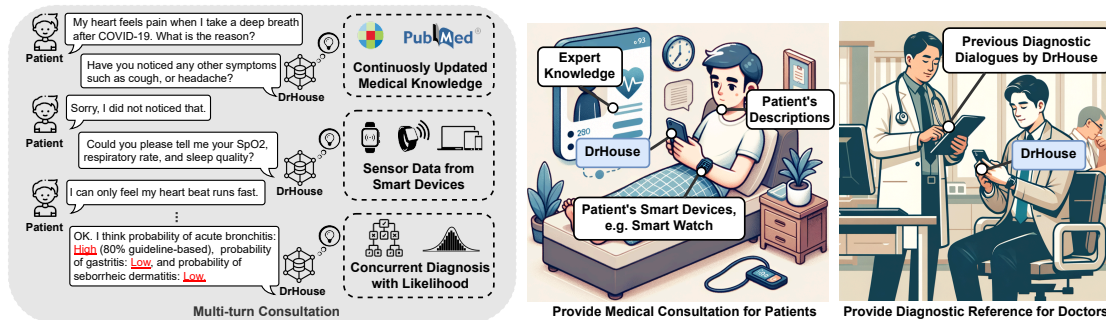


Fig. 1. Overview of DrHouse. DrHouse incorporates patients’ sensor data from smart devices into the multi-turn diagnosis process to enhance accuracy and reliability. DrHouse can provide medical consultations for patients at their homes, or offer diagnostic references to doctors to reduce their workload.

of each diagnosis also hampers the confidence of both doctors and patients in the diagnostic results provided by these LLM-based virtual doctors.

However, simply incorporating medical conversations into LLMs is not feasible as patients’ descriptions can be susceptible to subjective perceptions or memory biases, thus leading to the ambiguity and unreliability of the reported symptoms [31, 32]. Moreover, it can be more challenging for patients to provide precise answers about objective metrics such as respiratory rate and blood oxygen levels. Consequently, the subjective perception of patients and uncertainty about their symptoms will hinder timely and accurate diagnosis and treatments [32]. In addition, through a comprehensive survey and observation of the medical diagnosis specifications on Up-to-Date,<sup>2</sup> we found that numerous physiological indicators crucial for diagnosing numerous diseases can be readily obtained through smart devices used in daily life. Motivated by these observations, this paper aims to incorporate the knowledge from patients’ daily sensor data to assist LLM-based virtual doctors with multi-turn diagnosis.

According to our observations which highlight the potential benefits of incorporating daily sensor data into the diagnostic process, existing studies on LLMs for sensor data primarily focus on utilizing LLMs to interpret sensor signals for understanding the physical world [13, 19, 48] or make health predictions [21, 36]. None of the existing works use the sensor data for multi-turn diagnosis. To address this research gap, we first explore the integration of objective sensor data into the multi-turn diagnosis of LLM-based virtual doctors. We summarize several challenges we encountered as follows. First, existing LLM-based virtual doctors [3, 38, 59] are only fine-tuned with medical corpus. How to enable the LLM-based virtual doctor to follow continuously updated medical diagnostic standards and actively inquire about disease-related physiological indicators that can be obtained from the patient’s smart devices is challenging. Second, the retrieval of required knowledge from the patient’s extensive daily sensor databases remains challenging due to the vast amount of data collected and the complex and diverse questions posed by the LLM-based virtual doctor. Third, sensor data can be influenced by various factors such as environment and calibration, making it challenging to select and integrate the patients’ symptom descriptions and the sensor data to determine the next-step actions during multi-turn medical consultations.

In this paper, we propose *DrHouse*, the first LLM-empowered Diagnostic reasoning system through Harnessing outcomes from sensor data and expert knowledge. DrHouse first retrieves the latest expert knowledge including potential disease-related diagnosis guidelines and then actively inquires about patients’ symptoms through multi-turn medical consultations. Through multi-turn interactions, DrHouse integrates patients’ symptom descriptions, sensor data from smart devices (e.g., wearable devices), and the latest medical expert knowledge, to determine the

<sup>2</sup>Up-to-Date [43] is a medical knowledge database that contains the latest knowledge and constantly evolving techniques in healthcare.

Table 1. A summary of the recent LLM-based medical applications (● means included).

Approach	Base LLM	Multi-turn Consultation	Sensor Data Knowledge	Diagnosis Guidelines	Latest Knowledge	Probabilistic Diagnosis
MedicalGPT [49]	LLaMA, Baichuan	○	○	○	○	○
LLM-AMT [47]	GPT-3.5, GPT-4, LLaMA-2	○	○	○	○	○
HuatuoGPT-II [59]	Baichuan2-Base	○	○	○	○	○
DISC-MedLLM [3]	Baichuan2-Base (7B,13B)	●	○	○	○	○
Med-PaLM 2 [38]	PaLM 2	●	○	○	○	○
MedDM [23]	GPT-3.5	●	○	●	○	○
Health-LLM [21]	Alpaca	○	●	○	○	○
CaiTI [36]	GPT-3.5, GPT-4, LLaMA-2	○	●	○	○	○
<b>DrHouse</b>	GPT-3.5, GPT-4, LLaMA-3	●	●	●	●	●

next steps such as accessing daily sensor data or requesting in-lab tests. Simultaneously, DrHouse concurrently evaluates potential diseases, progressively refines its diagnoses, and finally generates an explainable diagnosis with a likelihood for each specific disease. We summarize the contributions of this paper as follows:

- We propose DrHouse, the first LLM-empowered virtual doctor system that can both initiate multi-turn medical consultations about disease-related physiological indicators and integrate the knowledge from patients’ sensor data into the multi-turn diagnosis process to enhance accuracy and reliability.
- We develop three modules to enable DrHouse to incorporate both the latest medical expert knowledge and sensor data from smart devices. First, we construct the knowledge base in DrHouse, and develop a multi-source knowledge retrieval approach to iteratively retrieve the required sensor data knowledge and medical expert knowledge during each round of conversations. Then, we develop a knowledge selection and fusion approach to integrate patient’s descriptions, sensor data knowledge, and medical knowledge. Finally, we design a diagnostic decision-making strategy through knowledge integration and concurrent checking of candidate diseases with likelihood, allowing for more nuanced and informed medical assessments.
- We conduct comprehensive evaluations on three public medical datasets. We also conduct two types of user studies involving both real patients (N=12) and medical experts (N=20) as participants. Evaluations on the three public datasets and two types of user studies show that DrHouse outperforms the state-of-the-art baselines and exhibits promising market potential.

## 2 RELATED WORK

### 2.1 LLM-based Virtual Doctors

**Supervised Fine-tuning based Virtual Doctors.** Several LLMs have been proposed for medical purposes, such as Med-PaLM 2 [38], DISC-MedLLM [3] and HuatuoGPT [59]. They collect extensive medical datasets comprising question-answering (QA) and diagnosis dialogues, employing the supervised fine-tuning (SFT) technique to LLMs. These specialized medical LLMs can outperform GPT-4 on several benchmarks in the medical domain. Google [40] employs a self-play-based environment to generate simulated doctor-patient dialogues. They fine-tune the LLM based on public medical datasets, real doctor-patient dialogues in hospitals, and simulated dialogues generated by LLMs. MedDM [23] proposes to utilize the knowledge from clinical guidance trees to help LLM better diagnose diseases. LLaVA-Med [24] leverages comprehensive datasets of biomedical figure captions to fine-tune LLaVA which is a visual large language model (VLLM). LLaVA-Med can perform medical visual question answering (VQA), such as interpreting CT scans. Other works like AMSC [44] propose to use multiple LLMs working in collaboration for automated diagnosis, with each LLM functioning as a specialized doctor focused on a single subject. Previous works for LLM-based virtual doctors primarily concentrate on adapting LLMs to the medical domain and overlook the influence of subjects’ perceptions. DrHouse employs a different approach to

address this challenge by incorporating the objective sensor data from smart devices into the multi-turn medical consultations.

**Retrieval-based Virtual Doctors.** Due to the significant computational resources and costs for LLM training, several recent studies [18, 47] have explored the utilization of RAG to enhance LLMs with medical knowledge, eliminating the need for additional training. LLM-AMT [47] and Health-LLM [18] develop a database of medical textbooks for retrieval by LLMs. JMLR [45] employs a joint training approach for LLM and retrieval simultaneously to improve LLM’s ability of medical knowledge reasoning. MedDM [23] constructs a knowledge base consisting of clinical diagnosis guidelines that LLMs can consult and refer to. However, MedDM retrieves the diagnosis guidelines based on the patient’s symptoms. The discrepancy between the subjective expressions of patients and the specialized medical statements in the diagnosis guidelines leads to poor retrieval performance. In addition, previous works on retrieval-based virtual doctors primarily focus on retrieving medical knowledge to assist LLM diagnosis, with none exploring the retrieval of sensor data knowledge during multi-turn medical consultations. DrHouse employs a semantic-based adaptive retrieval approach to accurately retrieve sensor data knowledge from patients’ smart devices.

## 2.2 LLM Understanding Sensor Data

Smart devices such as smartphones and wearable devices have become pervasive in everyday life, serving as passive sensors that effortlessly collect a multitude of data [35]. Prior research has concentrated on harnessing this wealth of information to develop machine learning models aimed at diagnosing and detecting mental health disorders [5, 35, 53, 54]. The primary limitation of the research mentioned above resides in its reliance on traditional statistical and machine learning approaches, which overlooks the advancements achieved by recent large-scale foundation models [4]. This gap highlights a promising avenue for investigating novel methodologies to analyze sensor data that is passively gathered. In order to use sensor data to assist LLM for health applications, recent studies aim to use sensor data to assist LLM in understanding the physical world [8, 13, 16, 19, 21, 48, 55]. For instance, Kim *et. al* [21] and Zachary *et. al* [8] integrate contextual information, such as user demographics and health knowledge, with physiological data, including resting heart rate and sleep duration, to enhance the comprehensive understanding of Large Language Models (LLMs). In addition, HARGPT [16] directly utilizes raw sensor data as input and chain-of-thought prompts to carry out human activity recognition in the physical world. The work in [8] leverages large language models to synthesize clinically useful insights from multi-sensor data, generating reasons about how trends in data relate to mental conditions. CaiTI [36] analyzes the user’s daily functioning through several fixed and predetermined dimensions and employs LLM for psychological therapy. However, CaiTI is only specialized in mental health and lacks the capability to initiate multi-turn medical conversations like a real doctor actively. Previous work in this area primarily focuses on utilizing LLMs to interpret diverse sensor signals for understanding the physical world. DrHouse takes a further step to incorporate the knowledge from sensor data into multi-turn medical consultations.

In summary, as shown in Table 1, most existing works either focus on adapting LLMs to the medical domain or utilizing LLMs to interpret diverse sensor signals for understanding the physical world. How to incorporate the knowledge of sensor data from patients’ smart devices to enhance the capability of LLMs for diagnostic decision-making and multi-turn medical consultations remains unexplored.

## 3 BACKGROUND AND MOTIVATION

In this section, we first show the limitations of existing LLM-based virtual doctors for patients’ subjective perception. Next, we perform a comprehensive investigation of the diagnostic guidelines for various diseases on the Up-to-Date database [43]. The key insights from these observations motivate the design of DrHouse.

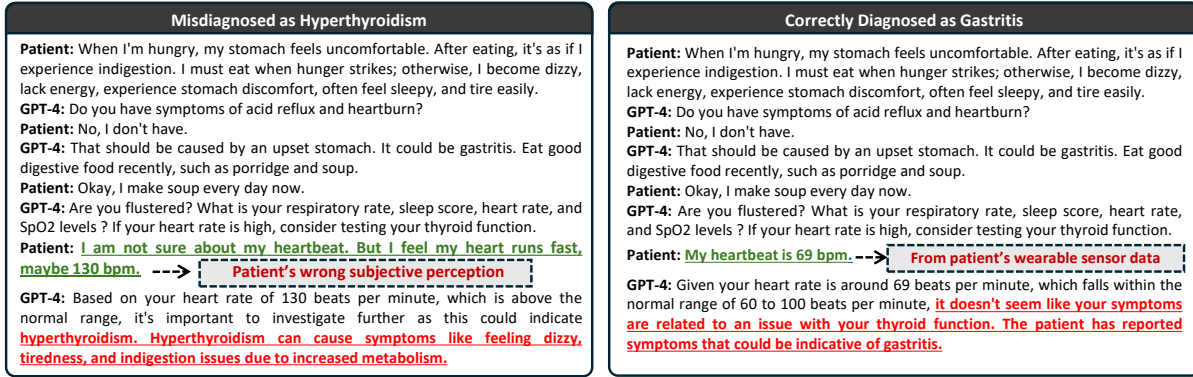


Fig. 2. An example of misdiagnosis due to patients' wrong subjective perception. The words highlighted in green and red represent the patient's subjective descriptions of the symptom and the diagnostic conclusions made by an LLM, respectively. Note that we use GPT-4 as a naive LLM for example.

### 3.1 Potential Misdiagnosis Risks Due to Patient's Inaccurate Subjective Perception

Previous studies in medicine have revealed that the subjective perception of patients and uncertainty about their symptoms can impede timely and accurate diagnosis and treatments [31, 32]. In clinical practice, physicians typically inquire about various objective physiological metrics from patients, including respiratory rate, sleep quality, blood oxygen levels, and heart rate [30]. However, it can be challenging for patients to provide precise answers about these objective metrics, particularly in the context of LLM-based virtual doctors. This is because patients typically use virtual doctors from their homes without the presence of in-lab tests or healthcare professionals like nurses who could aid them in obtaining these measurements.

To demonstrate the presence of similar challenges in LLM-based virtual doctors, we conducted a motivation study to investigate how patients' inaccurate and vague statements affect the diagnostic results provided by virtual doctors. Figure 2 shows an example of the potential misdiagnosis when certain symptoms are missing or inaccurately reported. We utilize medical dialogues from the publicly available DIALMED dataset [12], with GPT-4 serving as the virtual doctor. The actual condition of the patient in the example is gastritis. However, the reported symptoms of the patient could be associated with a risk for both gastritis and hyperthyroidism simultaneously. To differentiate between gastritis and hyperthyroidism, the virtual doctor inquires about the patient's heart rate. When the patient reports a heart rate falling within the normal range of 60–120 bpm, the virtual doctor can accurately diagnose gastritis. However, in real consultations, patients often face challenges in accurately recalling objective indicators, experiencing uncertainties, or even inadvertently misreporting them. Figure 2 shows that when the patient subjectively and incorrectly reports a heart rate of 130 bpm, this can cause the virtual doctor to misdiagnose hyperthyroidism.

### 3.2 Sensor Data Indicators in Medical Diagnostic Guidelines

Medical diagnosis guidelines [23] serve as the gold standard that doctors directly consult and utilize in clinical practice, enabling LLM to learn with minimal data and execute actions and decisions that closely align with those of real doctors. These diagnostic guidelines typically employ a tree-like structure. Doctors will inquire about the patient's symptoms and subsequently make informed decisions and diagnoses by referencing the diagnosis guidelines. Furthermore, our observations indicate that numerous latest medical diagnosis guidelines incorporate the assessment of diverse physiological indicators, which can be conveniently obtained through smart devices such as FitBit [11], worn by patients. For example, Figure 3 shows the medical diagnosis guideline

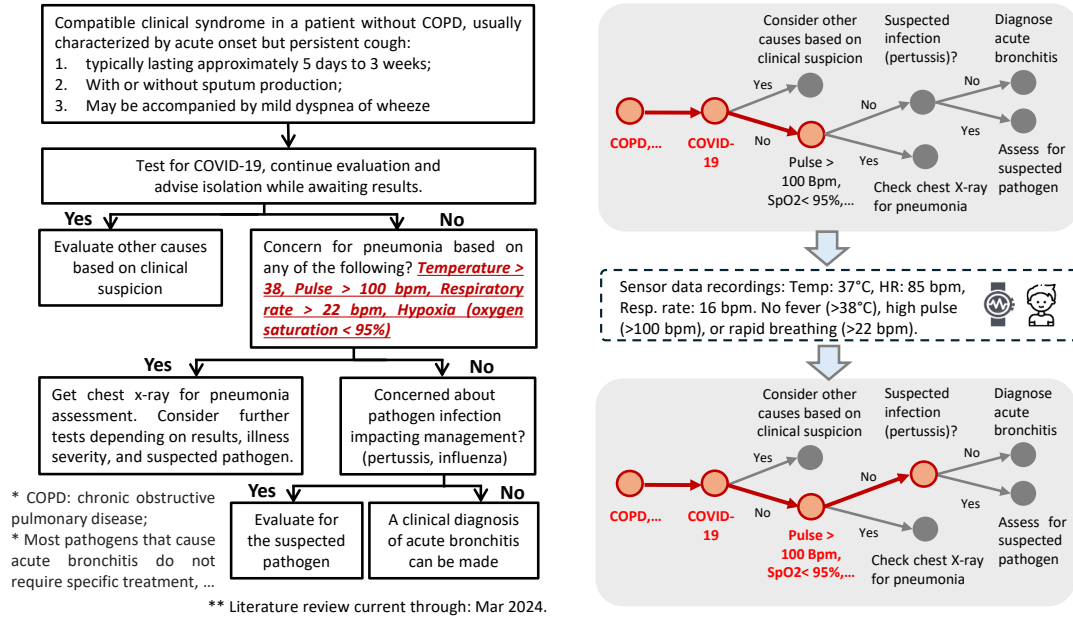


Fig. 3. An example of sensor data metrics in medical diagnosis guidelines. The left figure shows the latest medical diagnostic guidelines for acute bronchitis on the Up-to-Date database. The right figure shows that accessing patients’ daily sensor data can take the diagnostic process one step further and assist virtual doctors in decision-making.

for bronchitis from the Up-To-Date database [43]. In step four, the physician assesses the risk of pneumonia by examining physiological indicators obtained from sensor data, such as respiratory rate and blood oxygen saturation. Accessing patients’ daily sensor data directly from smart devices can assist the virtual doctor in decision-making and enhance the probability of accurate diagnosis.

### 3.3 Summary

We summarize the motivations as follows. First, the patient’s subjective perception, especially for those objective physiological indicators can lead to potential misdiagnosis risks of LLM-based virtual doctors. Second, our observations on the latest medical databases show that many diagnosis guidelines include indicators that can be obtained from daily sensor data of smart devices. Integrating sensor data from smart devices into the diagnostic process of LLM-based virtual doctors is an effective approach to ensuring the reliability of their diagnoses. Third, the action space of existing virtual doctors [3, 59] is limited to inquiring about patients’ symptoms and requesting in-lab tests. Accessing patients’ sensor data from smart devices offers virtual doctors an additional option, expanding their action space. This expansion not only assists in cutting down on unnecessary in-lab tests but also facilitates patients in providing subjective answers, thereby reducing the risk of misdiagnoses.

## 4 SYSTEM DESIGN

### 4.1 System Overview

DrHouse is an LLM-empowered multi-turn consultation virtual doctor system capable of leveraging both the patient’s descriptions of their symptoms, patients’ sensor data from smart devices, and medical expert knowledge for diagnosis. Figure 4 overviews the design of the DrHouse system. The left part of Figure 4 shows DrHouse’s construction of two knowledge bases. In particular, DrHouse constructs knowledge bases (§ 4.2) using daily

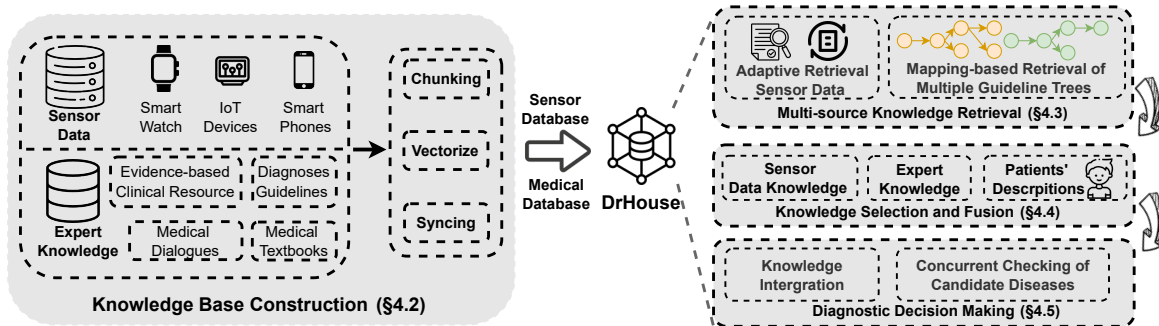


Fig. 4. System overview of DrHouse.

sensor data from patients’ smart devices and continuously updated medical expert knowledge, respectively. After construction, DrHouse processes the data into databases for LLM’s usage. The right part of Figure 4 illustrates the three runtime technologies to support multi-turn medical consultations. First, DrHouse employs two approaches to iteratively retrieve the required sensor data and the latest medical knowledge during each round of conversations, respectively (§ 4.3). Then, to make LLM understand the retrieved knowledge, DrHouse employs a knowledge selection and fusion approach to integrate patients’ descriptions, sensor data knowledge, and medical knowledge (§ 4.4). At the same time, to generate diagnosis results, DrHouse oversees the integrated knowledge from sensors, expert medical knowledge, and in-lab tests for estimating the probabilities of multiple candidate diseases (§ 4.5).

## 4.2 Knowledge Base Construction

In this section, we introduce the knowledge base in DrHouse, including the two types of knowledge sources, the latest clinical resources, and the vectorization and synchronization of the knowledge base.

**4.2.1 Medical Expert Knowledge.** The medical knowledge sources in DrHouse consist of multi-turn medical dialogues, medical textbooks, and diagnosis guidelines.

**Medical Dialogues.** We will first teach DrHouse the doctor’s language to raise multi-turn conversations guiding the patients to provide appropriate descriptions of their diseases. Therefore, our medical knowledge base contains diverse multi-turn dialogues, enabling LLMs to emulate the role of a doctor and facilitate multi-turn medical consultations. Two public medical dialogue datasets MedDialog [58] and MedDG [28] are stored in DrHouse’s medical knowledge base.

**Medical Textbooks.** Despite being trained extensively on massive datasets, LLMs such as GPT-4 still lack the professional knowledge required in the medical field. This prevents LLMs from giving professional diagnoses and advice. Therefore, we teach general medical knowledge including the definition of medical terms and normative range of medical indicators, e.g., “Upper endoscopy is not required in the presence of typical Gastroesophageal reflux disease (GERD) symptoms of heartburn or regurgitation”. A large number of medical textbooks, including MedQA [58] and PubMedQA [20], are stored in the medical knowledge base of DrHouse.

**Diagnosis Guidelines.** Diagnosis guidelines are used by doctors to confirm diseases based on the patient’s symptoms and in-lab test results [23, 42]. The format of such guidelines can be formatted into a decision tree. DrHouse can learn from massive knowledge of diseases to ask relevant follow-up questions to achieve a final diagnosis result. In particular, we leverage an optical content recognition model (PaddleOCR [1]) to transform figure-based diagnosis guidelines into if-else formatted **diagnosis guideline trees**. Subsequently, a manual inception is performed to ensure the correctness. Finally, we incorporate these diagnosis guidelines into the prompt of the LLM, providing professional medical diagnoses.

4.2.2 *Sensor Data*. DrHouse will access the patient’s daily sensor data from smart devices during the diagnosis. This subsection details the sensor data knowledge sources in DrHouse.

**Knowledge Source of Sensor Data.** The sensor data knowledge source contains daily data collected from patients’ smart devices, such as the Fitbit Sense smartwatch [11]. The recorded data includes a range of physiological indicators of the patient over each time interval, such as step count, sleep scores, oxygen saturation (SpO<sub>2</sub>), heart rate, and stress scores. These physiological indicators can provide LLM-based virtual doctors with reliable evidence for diagnosis. Patient sensor data are stored on their local device or their personal cloud storage like iCloud Drive.

**Check of Sensor Data’s Uncertainty.** Although patient sensor data is generally more objective than patient statements, it can still be susceptible to data quality issues due to technical malfunctions or motion artifacts. If the uncertainty of data from smart devices is high, a virtual doctor should request the patient to perform in-lab tests instead of solely relying on the sensor data. To this end, we profile the uncertainty level for each sensor data and store them in the knowledge sources. In particular, we use the probability density function [14] to represent the degree of deviation. Note that the lower of this value indicates a higher degree of deviation.

4.2.3 *Latest Clinical Resources*. We leverage evidence-based clinical resources to enable continuous learning from the latest clinical research output. DrHouse will embed the lifelong learning capability like the doctors by using evidence-based clinical resources as a knowledge resource. Up-to-date [43] and PubMed [37] are two popular such data resources that contain evidence-based clinical cases, the latest research outputs, disease management, and treatment. To ensure our model remains at the forefront of medical diagnosis standards, DrHouse continuously updates these evidence-based clinical resources from Up-to-date and PubMed.

4.2.4 *Knowledge Base Vectorization and Synchronization*. The medical and sensor data knowledge sources mentioned above are stored in the format of text. To facilitate the knowledge querying by DrHouse during the diagnosis process, we convert these text knowledge sources into vector databases in advance, which is called **knowledge base** in this paper. Specifically, we first split the raw document into multiple chunks. These chunks are converted to embedding vectors using the OpenAI embedding model `text-embedding-ada-002` [34]. The knowledge databases are subsequently utilized for knowledge retrieval in response to queries made by patients or virtual doctors. DrHouse employs an event-driven synchronization strategy to dynamically embed knowledge, including both the latest medical knowledge and continual sensor data, into the knowledge database. The synchronization process for the sensor data is triggered every hour. The medical knowledge is synchronized when newer medical guidelines are online.

### 4.3 Multi-source Knowledge Retrieval

Existing LLM-based virtual doctors [3, 38, 59] only retrieve medical knowledge based on patients descriptions. DrHouse takes a unique approach by multi-source knowledge retrieval, enabling it to leverage sensor data from smart devices and medical expert knowledge simultaneously. Specifically, we first develop a mapping-based guideline tree retrieval approach to enable DrHouse to accurately retrieve diagnosis guideline trees. In addition, we develop a semantic-based adaptive retrieval approach that enables accurate and efficient knowledge retrieval of sensor data from the patient’s smart devices during multi-turn diagnosis.

4.3.1 *Retrieval of Guidelines Trees*. Accurate retrieving relevant medical diagnosis guidelines based on patients’ self-reported symptoms in the initial round of conversation is challenging. MedDM [23] directly retrieves the guideline based on patients’ descriptions. However, the **discrepancy** between the non-specialized expressions of patients and the specialized medical statements in the guideline tree results in poor retrieval performance. Our results show the accuracy of directly retrieving guidelines based on the patient’s descriptions is only about 37%,



suggesting a huge gap between patients’ expressions and the statements in guidelines trees (For more details please refer to § 5.3.2).

**Mapping-based Retrieval of Multiple Guidelines Trees.** To address this challenge, we design a mapping-based retrieval of multiple guideline trees approach, as shown in Figure 8. Specifically, we first retrieve the top-k similar patients’ symptoms from a pre-collected symptom-disease dataset [46]. This dataset comprises a vast collection of commonly encountered clinic symptoms, each associated with multiple potential disease labels. Once we acquire the top-k potential diseases of the patients, we can precisely obtain the diagnosis guideline trees that are associated with these corresponding diseases. Finally, we incorporate these top-k guideline trees into the prompt of DrHouse, and input to the LLM (For more details please refer to § 4.4).

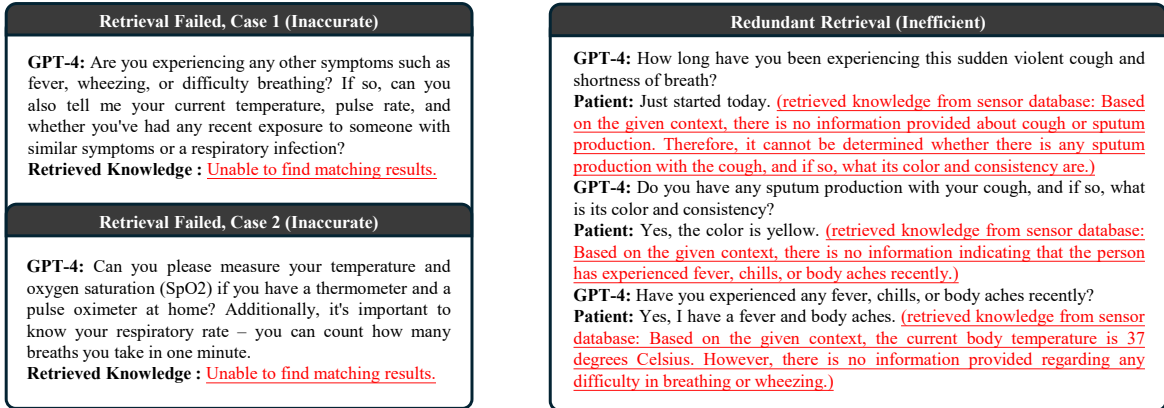
**Dynamic Guideline Tree Update.** As multiple rounds of medical consultations progress, DrHouse accumulates an increasing number of patient symptoms, resulting in the change of potential diseases. Consequently, after each round of consultation, DrHouse dynamically updates the top-k diagnosis guideline trees to adapt to the changes in symptoms. On the other hand, the increased number of patient symptoms also helps DrHouse to narrow down the potential diseases.

*4.3.2 Semantic-based Adaptive Retrieval for Sensor Data Knowledge.* In this subsection, we first introduce the basic pipeline of sensor data knowledge retrieval in DrHouse. Then, we show our motivations and the design of our semantic-based adaptive retrieval approach.

**Retrieval Pipeline.** The pipeline of sensor data retrieval in DrHouse contains two processes: raw sensor data retrieval and summarizing. Specifically, we first retrieve the raw context of the sensor data recordings based on the query posed by the virtual doctor. This process can be expressed as  $c_{sensor} = \text{Retriever}(q_{doctor}, D_{sensor})$ , where *Retriever* is the retrieval model,  $q_{doctor}$  is the query (question) of the virtual doctor,  $D_{sensor}$  is the sensor data knowledge base. The *Retriever* model is to calculate the cosine similarity score between the query vector and stored embeddings, with a retrieval considered successful if the score exceeds a predefined threshold [8]. We use the embedding model `text-embedding-ada-002` from OpenAI as *Retriever* in this study. Subsequently, we employ a summary LLM called  $\text{LLM}_{\text{sum}}(\cdot)$  to interpret and summarize the raw context  $c_{sensor}$ , which can be expressed as  $d_{sensor} = \text{LLM}_{\text{sum}}(q_{doctor}, c_{sensor})$ . Compared to the raw context, the summary output  $d_{sensor}$  is more readable thus better suited for DrHouse. Considering costs and expenses, we employ GPT-3.5 as the summary LLM in this study. Next, we will introduce the motivation of semantic-based retrieval and how it works in the pipeline.

**Observations and Motivation.** Figure 5a shows that the outputs of LLM doctors can contain very complex and diverse actions, such as: “*Are you experiencing any other symptoms such as fever, wheezing, or difficulty breathing? If so, can you also tell me your current temperature, pulse rate, and whether you’ve had any recent exposure to someone with similar symptoms or a respiratory infection*”. The keywords related to sensor data indicators can be overwhelmed by a large number of words, making sensor data retrieval challenging. As mentioned above, sensor data retrieval requires a predefined threshold to determine whether the retrieved contexts should be used. A higher threshold can obscure or overwhelm the keywords for retrieving the sensor database, leading to retrieval failure. On the other hand, shown in Figure 5b, a lower threshold could lead to many redundant retrievals, thereby increasing system overhead. Figure 11 shows the overhead of sensor data retrieval. Since the process of sensor data knowledge retrieval contains both data retrieval and LLM summarizing, retrieving sensor knowledge in each round of diagnosis will bring a large overhead, including both latency and cost.

**Semantic-Based Retrieval Filtering.** To tackle the challenge mentioned above, we recognize that not all queries necessitate the retrieval of sensor data. One straightforward way is to employ matching-based methods to measure the similarity between two texts, such as the Jaro similarity algorithm [15]. However, we observe that such direct approaches do not achieve satisfactory performance, as detailed in § 5.3.3. The main reason is that the same meaning can be expressed in multiple ways, such matching-based methods do not work since we cannot



(a) An example of inaccurate sensor data retrieval.

(b) An example of sensor data retrieval.

Fig. 5. Examples of inaccurate and inefficient sensor data knowledge retrieval. The words highlighted in red represent the results of sensor data knowledge retrieval. Note that we use GPT-4 as a naive LLM for example.

dictate how the doctor should ask the question. Therefore, we design an adaptive retrieval filtering mechanism guided by semantic information to categorize the inquiries posed by doctors to ascertain whether the retrieval of sensor data is required. In particular, we train a semantic filter i.e., a Bert-based binary classifier [6] with the cross-entropy loss. It determines whether to initiate retrieval of sensor data. To obtain the training dataset, we gathered queries from our virtual doctor platform and annotated them with labels. In addition, we also utilize GPT-4 to augment the samples, addressing the issue of insufficient data in the original dataset.

**4.3.3 Medical Knowledge Retrieval.** DrHouse’s retrieval of medical expert knowledge contains two stages: preceding retrieval and runtime retrieval. The first stage equips LLMs with the capabilities required for multi-turn medical conversations, while the second stage empowers LLMs with diverse medical expert knowledge.

**Preceding Retrieval.** DrHouse retrieves relevant dialogue demonstrations based on the symptoms described by patients during the first round of conversation, which is also called the preceding stage. These demonstrations cover multi-turn dialogues of diverse diseases. By incorporating this information into the prompt, DrHouse can have the capability to perform multi-turn medical consultations. The performance of LLMs will be enhanced with an increase in the number of demonstrations and their relevance to the patient’s descriptions. However, due to the limited length of the LLMs processing context [26], DrHouse only retrieves the top-k similar dialogues from the vector database and incorporates them into the prompt. Considering the length of the context and cost,  $k$  is set to 3 in our experiments.

**Runtime Retrieval.** At each round of conversation, DrHouse retrieves the medical knowledge based on the patient’s reported symptoms. This process enables DrHouse to provide a more professional reply and mitigate LLM hallucinations [18, 47]. The retrieval of medical knowledge can be expressed as  $d_{med} = \text{Retriever}(sym, D_{med})$ , where  $\text{Retriever}$  is the retrieval model,  $sym$  is the patient’s descriptions about their symptoms,  $D_{med}$  is the medical textbooks database. We also employ `text-embedding-ada-002` as the  $\text{Retriever}$  model. Finally,  $d_{med}$  is integrated with the patient’s symptoms  $sym$  and the knowledge from sensor data  $d_{sensor}$ , and inputted to the LLM for diagnostic decision-making.

#### 4.4 Knowledge Selection and Fusion in DrHouse

Existing studies either focus on adapting LLMs to the medical domain [3, 18, 38, 47, 59], or utilizing LLMs to interpret diverse sensor signals for understanding the physical world [8, 13, 19, 21, 48]. How to select and fuse the knowledge of sensor data from patients’ smart devices to assist LLM-based virtual doctors in multi-turn

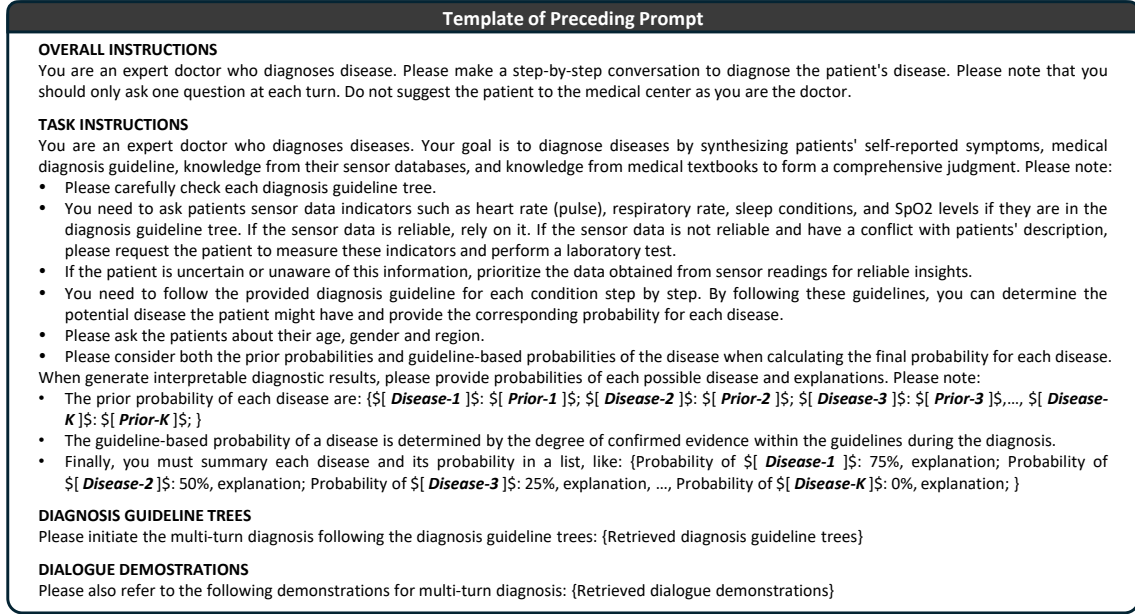


Fig. 6. Template of the preceding prompt in DrHouse.

diagnosis is challenging. In this section, we introduce the prompts used in DrHouse, which empower LLMs with the capacity to initiate multi-turn medical consultations and utilize the sensor data from patients' smart devices.

The prompt utilized in DrHouse consists of two parts:  $Prompt = Prompt_{preceding} + Prompt_{runtime}$ , where  $Prompt_{preceding}$  and  $Prompt_{runtime}$  are the preceding prompt and the runtime prompt, respectively.  $Prompt_{preceding}$  aims to invoke the LLM's capability of multi-turn medical consultations and provide initial diagnostic guidelines. Once the multi-turn diagnosis commences,  $Prompt_{preceding}$  remains fixed.  $Prompt_{runtime}$  incorporates the patient's descriptions, sensor data knowledge, and medical knowledge during diagnosis. It also contains the diagnosis guideline trees updated at each round of conversation. The content of the  $Prompt_{runtime}$  keeps evolving throughout the multi-turn conversation.

**4.4.1 Preceding Prompt.** Figure 6 shows the template of the preceding prompt. It contains four parts: overall instruction, task instruction, retrieved diagnosis guidelines, and retrieved dialogue demonstrations. Overall instruction prompts the LLM to play the role of a virtual doctor and requires it to conduct a multi-turn diagnosis. Task instruction emphasizes the critical points to be considered during the diagnosis, including following diagnosis guidelines, meticulously evaluating the sensor data metrics, and providing instructions for multi-disease diagnosis. Diagnosis guidelines and dialogue demonstrations are retrieved from our constructed medical knowledge based on the patient's reported symptoms (details can be seen § 4.3.1). Once the patient initially reports their symptoms, the content within the  $Prompt_{preceding}$  remains fixed and does not change throughout the subsequent conversation rounds.

**4.4.2 Runtime Prompt for Diagnosis.** Figure 7 shows the template of the runtime prompt, which contains four parts:  $Prompt_{runtime} = sym(i) + MedKnow(i) + Guidelines(i) + SensorKnow(i - 1)$ , where  $sym(i)$  is the patient's description of their symptoms at the  $i$  th round of the conversation.  $Guidelines(i)$  and  $MedKnow(i)$  are the retrieved diagnostic guidelines and medical knowledge based on  $sym(i)$ .  $SensorKnow(i - 1)$  refers to the retrieved sensor data knowledge based on DrHouse's query (question) from the previous round conversation (more details can be seen § 4.3.2). The content within the  $Prompt_{runtime}$  changes with each round of conversation.

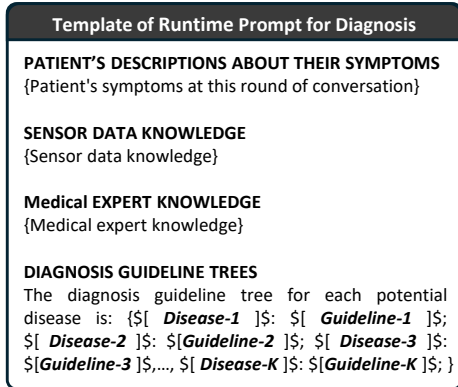


Fig. 7. Template of the runtime prompt.

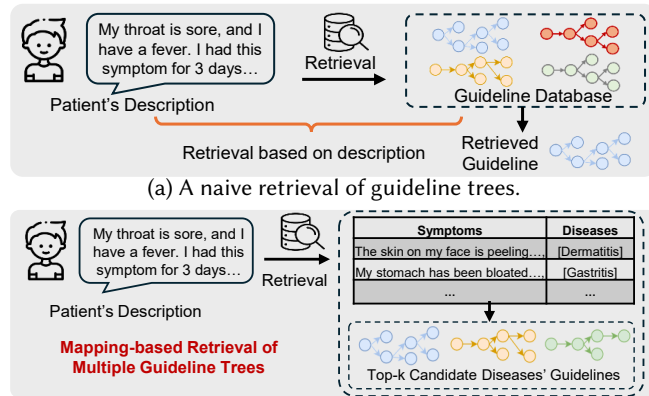


Fig. 8. Comparing guideline tree retrieval of DrHouse and MedDM.

## 4.5 Diagnostic Decision Making

Patients' descriptions may be influenced by subjective perceptions or memory biases [31, 32], while sensor data can be affected by environmental factors [22], posing challenges for LLM to make diagnostic decisions. To address this challenge, we develop a diagnostic decision-making strategy for DrHouse, which can integrate patient self-reported symptoms and objective sensor data knowledge for decision-making, and provide explainable diagnosis results.

**4.5.1 Knowledge Integration.** The input to DrHouse contains prompts, patients' symptoms  $sym$ , retrieved sensor data knowledge  $d_{sensor}$ , and retrieved medical knowledge  $d_{med}$ , expressed as  $y = \text{LLM}(\text{prompt}, sym, d_{med}, d_{sensor})$ .  $y$  represents the output of DrHouse, which is equivalent to  $q_{doctor}$  in § 4.3.2. The decision space of DrHouse encompasses four types, including further inquiring about symptoms, requesting in-lab tests, accessing patients' sensor knowledge base, and summarizing diagnosis results. In cases where diseases lack sensor data indicators, DrHouse relies on patients' symptoms for decision-making. Conversely, for diseases where guidelines consider sensor data indicators crucial for diagnosis, DrHouse relies on the knowledge retrieved from sensor data. To mitigate the influence of the sensor data quality on the diagnosis, DrHouse carefully assesses the uncertainty level associated with each sensor data item. Specifically, we incorporate the instruction "If the sensor data is reliable, rely on it, else please request the patient to measure these indicators and perform in-lab tests." into the prompt, which can be Figure 6. This instruction guides DrHouse to trust the retrieved sensor data knowledge only when it possesses a low uncertainty level. Otherwise, DrHouse will request the patient to perform in-lab tests to ensure a reliable diagnosis.

**4.5.2 Concurrent Checking of Candidate Diseases.** Despite the substantial advancements in AI technology, including LLM, doctors continue to prioritize relying on their own judgment when making final decisions due to concerns related to safety and liability [32]. In other words, physicians anticipate virtual doctors can provide the probability of the patient suffering from each disease and the explanation. To this end, we enable DrHouse to concurrent check each candidate disease and generate interpretable diagnostic results, including the probability estimation of each candidate disease and explanations.

Figure 9 shows the key idea of DrHouse's concurrent checking of candidate diseases. The final probability for each disease is determined by the LLM leveraging the information of prior probability and the guideline-based probability. The prior probability is determined after the initial round of the diagnostic conversation (preceding stage), while the guideline-based probability dynamically evolves as the conversation progresses.

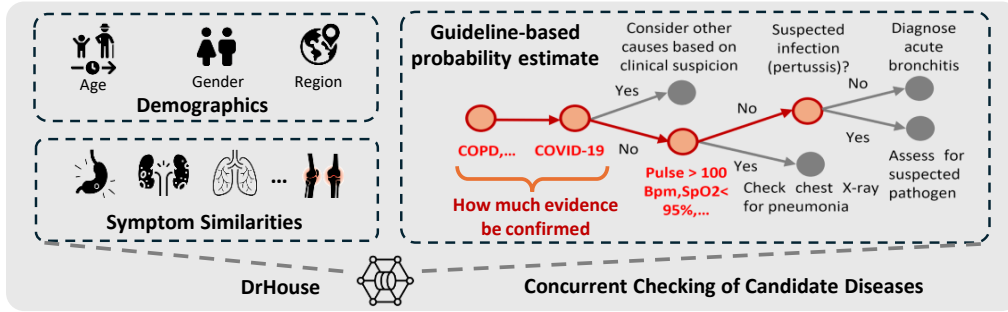


Fig. 9. Key idea of concurrent checking of candidate diseases in DrHouse. The demographics-related probability and symptom similarities are fixed after the preceding stage. The guideline-based probability dynamically evolves during the conversation.

**Prior probability.** The prior probability contains two parts, symptoms similarities and demographics-related probability. According to the self-reported symptoms of the patient, we first retrieve the most relevant top-k diseases based on the pre-collected symptom-disease dataset (details can be seen § 4.3.1). For each disease, the corresponding retrieval similarity is denoted as the symptom similarity. Existing studies indicate variations in the incidence rates of the same disease among different demographic groups, including age, gender, and geographical regions [33]. Therefore, we also include this factor in the prior probability calculations. Specifically, for each disease and the patient demographics, we acquire the demographics-related probability by retrieving the statistics of disease-demographics distribution.

**Guideline-based probability.** As the diagnosis advances and additional symptoms and medical test results are obtained, the probability of the patient having a particular disease changes. This probability is denoted as the guideline-based probability within this study. Since we have incorporated the medical diagnosis guidelines in DrHouse, we prompt LLM to inquire about the patient’s condition following the diagnosis guidelines of each disease. We enable LLM to consider the degree of confirmed evidence outlined in the guidelines during the diagnosis, thereby obtaining the guideline-based probability.

Incorporating both the prior probability and guideline-based probability of each disease, DrHouse can progressively narrow down diseases with low likelihood during each round of the diagnostic conversation. In addition, we prompt the LLM to provide the final probability estimation for each disease based on the prior probability and guideline-based probability. The final diagnostic conclusion of DrHouse contains the probabilities of each of the  $k$  diseases and the corresponding explanations. Details of the prompt setting can be seen in Figure 6.

## 5 EVALUATION

In this section, we first describe the experiment settings and the public datasets used for evaluation. Next, we introduce the performance metrics and the baseline methods used for comparison. Subsequently, we conduct comprehensive evaluations on three public datasets to demonstrate the effectiveness of DrHouse. Finally, we conduct a user study involving both actual patients and medical experts, followed by a comprehensive analysis through their feedback.

### 5.1 Evaluation Setup

**5.1.1 Evaluation on Public Datasets.** Most existing studies on medical LLMs have been evaluated using datasets that primarily focus on medical QA [17, 45], or datasets formatted as QA for medical consultations [58]. For example, Google [38] evaluates Med-PaLM 2 on multiple-choice medical QA benchmarks. However, the single-round QA is inconsistent in real medical consultation scenarios. In clinic consultation, patients describe their symptoms, and doctors need to analyze and make decisions accordingly with multiple interactions, such as



Fig. 10. Real-world evaluation settings. Patients engage in multi-turn diagnosis interactions using DrHouse on their mobile phones or personal computers.

inquiry more symptoms or requesting in-lab tests. Therefore, we use the following three public medical dialogue datasets for evaluation in this study:

- **DIALMED** [12] dataset comprises medical dialogues between patients and doctors from three departments, including respiratory, dermatology, and gastroenterology. Each dialogue includes a ground truth label indicating the disease diagnosed by the doctor.
- **MedDG** [28] dataset comprises 17,864 multi-round medical dialogues. It encompasses twelve prevalent gastrointestinal disorders. These dialogues are gathered from the gastroenterology section of a web-based medical consultation platform.
- **KaMed** [25] is a large-scale multi-round medical dialogue dataset encompassing more than 63K dialogues from over one hundred hospital departments.

To the best of our knowledge, no public dataset contains both diagnostic conversations and sensor data from smart devices. In this study, we create synthetic patient profiles that include diagnostic dialogues and sensor data from two different datasets. The diagnostic dialogues and ground truth disease labels are from the three medical dialogue datasets [12, 25, 28]. In addition, we pair each patient with an authentic daily sensor data. We employ LifeSnaps dataset [57], which comprises a wide range of daily physiological indicators like step count, sleep scores, SpO2, heart rate, and stress indicators. For each synthetic patient, we initiate a conversation with LLMs using the real symptoms in the dataset and incorporate knowledge from their sensor data records to aid in diagnosis. We randomly select 50 dialogues from the datasets and generate multi-turn dialogues through interactive consultation between humans and virtual doctors.

**5.1.2 Evaluation on Real-world Profiles.** We also evaluate the diagnostic performance of DrHouse in the real world including real patients and medical experts, as shown in Figure 10. Specifically, our study involves the recruitment of 20 medical experts and 12 patients, experiencing diverse diseases, including acute bronchitis, pneumonia, influenza, and dermatitis. Each patient engages in multi-turn diagnosis interactions using DrHouse on their mobile phones or personal computers. Additionally, each recruited patient wears an Apple Watch, which records their daily sensor data throughout the duration of their illness period. We evaluate the diagnostic performance of DrHouse from both patient and medical expert perspectives. The evaluation metrics include the three performance metrics introduced in § 5.1.3 and the user experience questionnaire (see § 5.4). Note that we extract the historical data of the the patients from their smart devices after they are recovered. All participates have consent to the data collection and study of this project, which has been approved by the authors' IRB.

**5.1.3 Performance Metrics.** It is crucial to assess the virtual doctor's performance throughout the entire multi-turn conversations during the diagnosis, rather than solely focusing on the performance of single-turn QA. However,

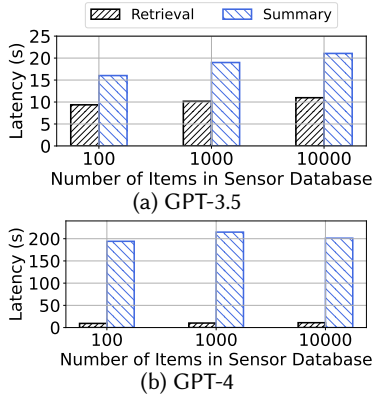


Fig. 11. Overhead of sensor data retrieval during multi-turn consultations.

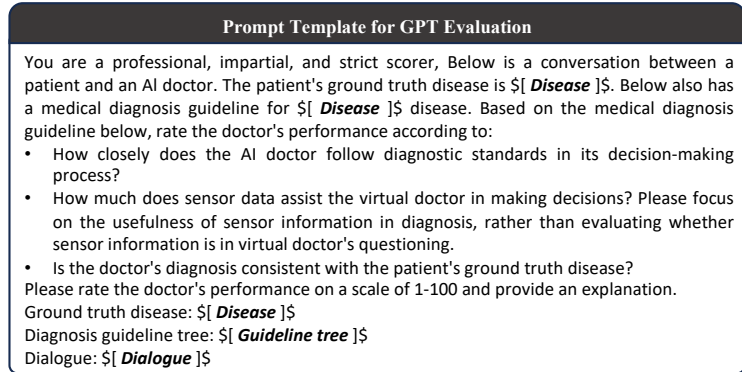


Fig. 12. Prompt template used for GPT evaluation.

most existing medical LLMs are evaluated in a non-interactive manner such as single-turn QA and summary tasks [9]. In this study, we propose a comprehensive evaluation criteria that encompasses three dimensions:

- **Compliance.** The virtual doctor's adherence to diagnostic guidelines during diagnosis.
- **Sensor Data's Utilization.** The degree to which the knowledge from sensor data contributes to the virtual doctor's diagnostic process.
- **Accuracy.** Consistency between virtual doctor's diagnosis results and the ground truth disease label.

Guided by this criterion, we conduct evaluations using GPT-4 and expert manual assessment, respectively. **GPT Evaluation.** Many existing studies have proven the feasibility of using GPT-4 for evaluation [9]. Figure 12 shows the prompt used for GPT evaluation. We incorporate the ground truth disease label, the corresponding disease guideline, and the dialogue into the prompt and input it into GPT-4. Subsequently, GPT-4 generates scores for individual dimensions and an overall score, which we refer to as **GPT-score** in this study. In addition, we also prompt GPT-4 to generate explanations for its scoring decisions. Figure 15 shows an example of an explanation from GPT-4 when it scoring the dialogue.

**Expert's Manual Evaluation.** We recruit 20 medical experts to manually assess the results using the same evaluation criteria. We provide the scorer with the dialogue, the ground truth disease label, and the corresponding disease guideline. Scorers are required to evaluate the dialogue based on the above criteria, completing the questionnaire. For details about the results of the manual evaluation, please refer to the user study in §5.4.

**5.1.4 Baseline.** In our experiments, we compare the diagnosis performance of DrHouse with the following baselines, including the state-of-the-art knowledge retrieval approaches and SFT approaches for LLM-based virtual doctors. Since many works on LLM-based virtual doctors do not open-source their code or model weights, such as Med-PaLM 2 [38], they are not used in our experiments.

- **GPT-3.5 [56].** We utilize the GPT-3.5-Turbo version in our experiment, which is one of the most widely used models in GPT-3.5 family. We utilize the API provided by OpenAI. The prompt used in GPT-3.5 contains two sections, including overall instructions and retrieved medical dialogues. To ensure a fair comparison, we keep these two parts consistent with DrHouse.
- **GPT-4 [2].** This is the largest LLM provided by OpenAI. We utilize the GPT-4-1106-preview version of GPT-4. The prompt setting is consistent with GPT-3.5.
- **Llama-3-70B [39].** This is the latest and largest version of Llama series LLMs provided by Meta. We employ the Llama-3-70-Instruct version. The prompt setting is consistent with GPT-3.5 and GPT-4.

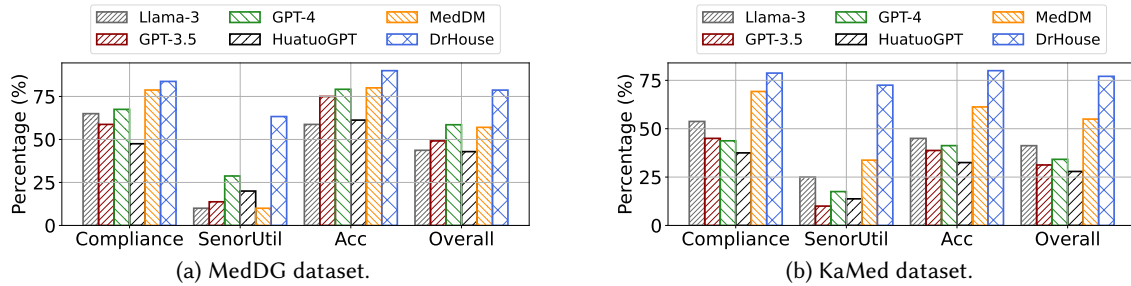


Fig. 13. The performance on MedDG and KaMed datasets across three criteria. X axis: Compliance means the adherence to diagnosis guidelines. SensorUtil is the sensor data’s utilization score. Acc is the diagnosis accuracy of disease. Overall is the average score of the three criteria.

- **HuatuoGPT-II** [59]. This is one of the state-of-the-art SFT approaches for LLM-based virtual doctors. HuatuoGPT-II uses Baichuan-Base [50] as the base LLM. It is fine-tuned by SFT and reinforced learning from AI feedback. We utilize the HuatuoGPT-II-34B version in the experiments.
- **MedDM** [23]. This is one of the state-of-the-art knowledge retrieval approaches for LLM-based virtual doctors. MedDM retrieves the most relevant diagnosis guideline based on the patient’s descriptions during multi-turn diagnosis. The original MedDM employs GPT-3.5 as the base LLM. To provide a fair comparison, we adopt the more powerful GPT-4 as the base LLM in the experiments.

## 5.2 Overall Performance

This section shows the main experimental results of DrHouse on three public datasets, including quantitative and qualitative results.

**5.2.1 Quantitative Results.** We first compare DrHouse with baselines using quantitative diagnosis metrics, including *compliance*, *sensor data’s utilization*, and *accuracy*. Subsequently, we conduct an in-depth analysis of the diagnostic performance for different disease categories.

**Overall Performance of Diagnosis.** Figure 13 shows the quantitative diagnosis performance of DrHouse and baselines. Figure 13a shows that DrHouse can achieve up to **20.1%** higher average GPT-score compared with the best baselines on the MedDG dataset, while also achieving **5.0%** higher *compliance*, **34.6%** higher *sensor data’s utilization*, and **10.0%** higher *accuracy*. In addition, Figure 13b shows that DrHouse can achieve up to **22.1%** higher average GPT-score compared with the best baselines on the KaMed dataset, including **9.5%** higher *compliance*, **33.7%** higher *sensor data’s utilization*, and **18.8%** higher *accuracy*. It should be noted that while the baseline methods do not incorporate sensor data knowledge, their *sensor data’s utilization* scores are not zero. This phenomenon can be attributed to GPT-4’s scoring mechanism, which maintains a positive score as long as the virtual doctor can inquire about physiological indicators from the sensors. However, since the baselines can not access the patient’s sensor database, sensor data does not contribute to the diagnosis. Therefore, their scores are significantly lower compared to those of DrHouse. More details about the GPT-score explanation can be seen in the following subsection.

**Diagnosis Performance Across Different Diseases.** We further conduct a detailed evaluation of DrHouse and baseline methods with a finer granularity: assessing the diagnostic performance across different categories of diseases. Figure 14 shows the diagnosis performance on the DialMed dataset, including respiratory, dermatology, and gastroenterology diseases. As shown in Figure 14a, DrHouse demonstrates a significantly higher utilization percentage of sensor data compared to the baseline methods for diagnosing respiratory and gastroenterology diseases, achieving **36.8%** and **5.0%** higher scores, respectively. However, when it comes to the diagnosis of dermatology diseases, almost all virtual doctors exhibit poor performance in terms of *sensor data’s utilization*



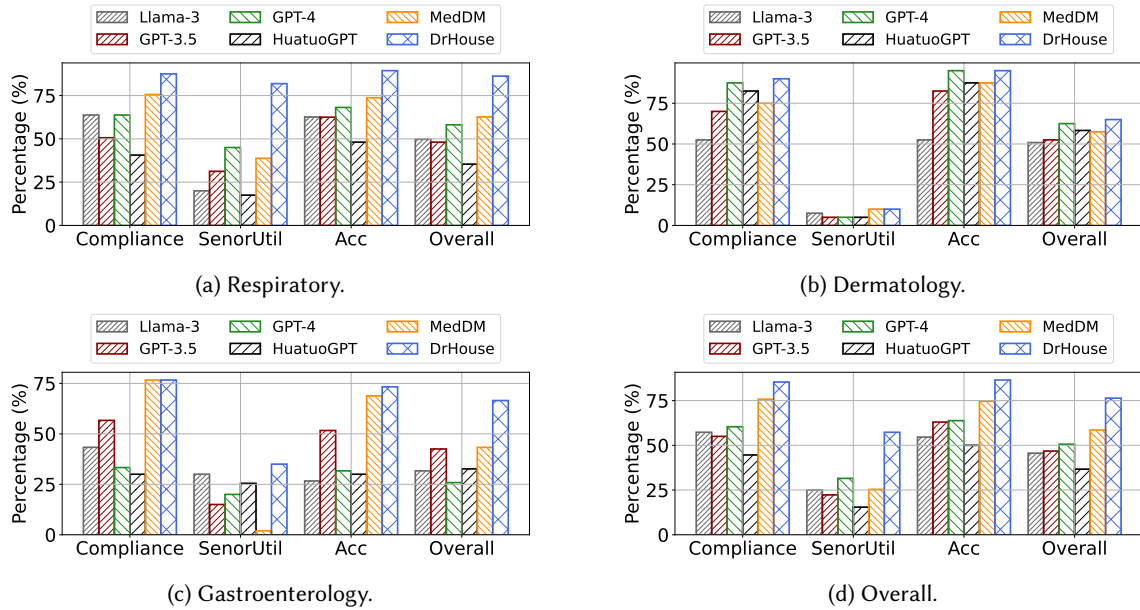


Fig. 14. The performance on DialMed dataset across three criteria. (a)~(c) represents the performance of three common diseases and (d) shows the overall performance across all diseases.

scores. This is because the diagnosis of dermatology diseases is less relevant to the physiological indicators that can be collected from smart devices, while respiratory and gastroenterology diseases are more associated with these indicators.

**GPT-score Explanation.** To demonstrate the rationale behind the GPT-score, we provide an example to showcase the GPT-4 scoring’s explanation by GPT itself. Figure 15 shows an example of calculating the GPT-score for diagnostic dialogue using GPT-4. When provided with the dialogue, ground-truth disease label, and corresponding diagnosis guideline, GPT-4 is capable of generating reasonable scores and explanations. Notably, it can determine the extent to which sensor data contributes to the diagnosis of the disease according to the guideline, thus providing a reliable score of *sensor data’ utilization*. For example, as shown in Figure 15, the respiration and the elevated heart rate contribute to the doctor’s concern for pneumonia, thus GPT-4 gives a higher score.

5.2.2 *Qualitative Results.* To better demonstrate the performance of DrHouse, we show three example dialogues between the DrHouse and patients. Figures 16~18 show the examples of diagnosis dialogues from baselines only, DrHouse, and both, respectively. We summarize the key observations from these dialogues as follows:

**Observation 1: DrHouse can follow up-to-date medical guidelines for diagnosis.** Figure 16 shows that existing LLM-based virtual doctors often have too autonomy in their questioning process during diagnosis, leading to a failure to adhere to the latest. HuatuoGPT-II made diagnostic conclusions and recommendations directly based on the patient’s self-reported symptoms, without asking the patient for more symptoms or performing laboratory tests. However, Figure 17 shows that DrHouse’s inquiries about patients’ symptoms strictly follow the up-to-date diagnostic guidelines. In addition, DrHouse requests specific laboratory test results from patients, such as COVID-19 test status and oxygen saturation levels.

**Observation 2: DrHouse can successfully leverage sensor data knowledge to assist in diagnostic decision-making and advance the diagnostic process further.** Figure 17 shows that DrHouse can actively initiate questions about disease-related physiological indicators that can be obtained from the patient’s smart devices.

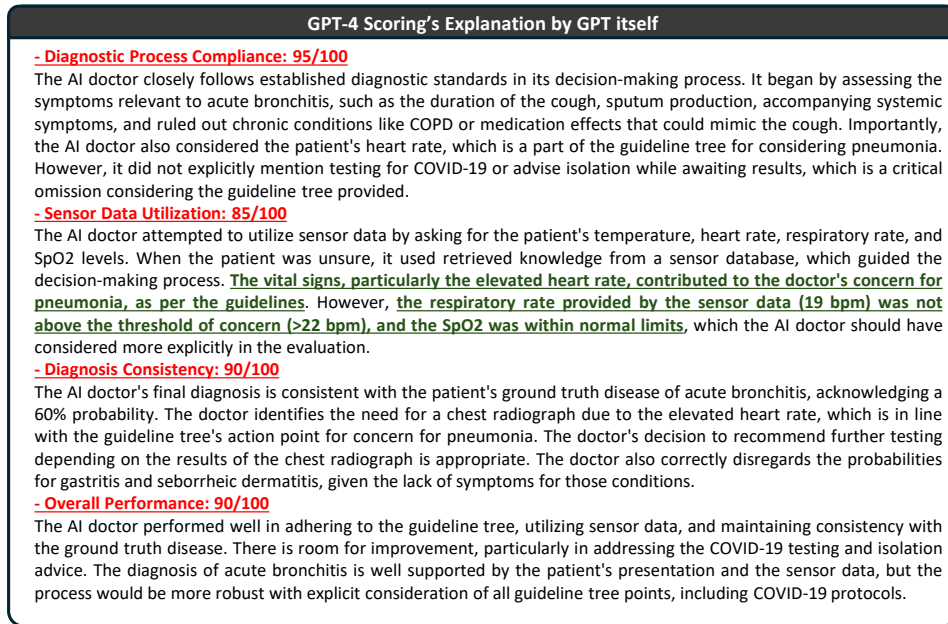


Fig. 15. An example of GPT-4 scoring's explanation by GPT itself. The words highlighted in red and green represent the GPT-score and the explanation for the sensor data's utilization metric, respectively.

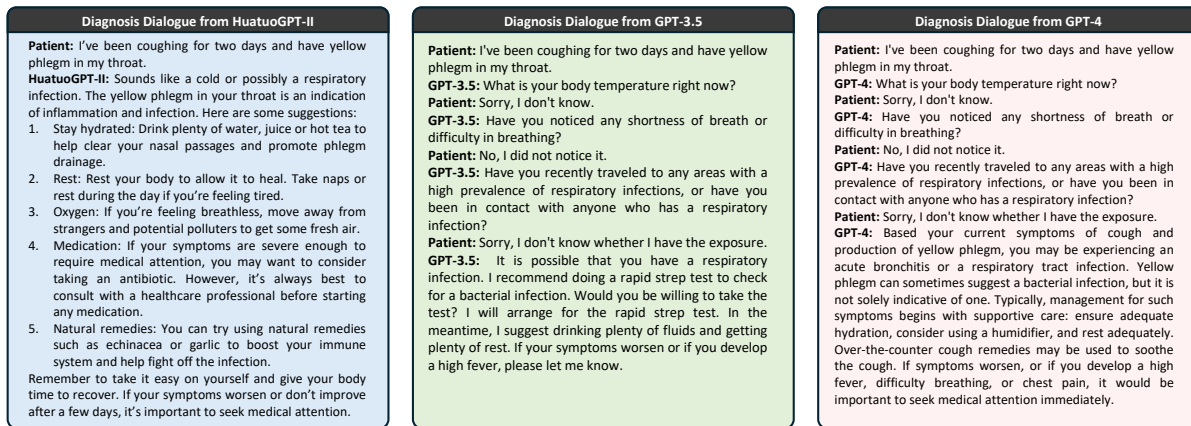


Fig. 16. Example diagnosis dialogues of baseline LLM-based virtual doctors. The dialogues from left to right are from HuatuoGPT-II, GPT-3.5, and GPT-4, respectively.

In addition, in cases where patients are uncertain about certain physiological indicators, DrHouse can leverage the knowledge retrieved from the patient's sensor database to assist LLM in decision-making and advance the diagnostic process to another step forward.

**Observation 3: Incorporating knowledge of sensor data from patients' smart devices can reduce the risks of misdiagnosis.** Existing medical studies suggest numerous diseases exhibit shared symptoms [60]. For example,

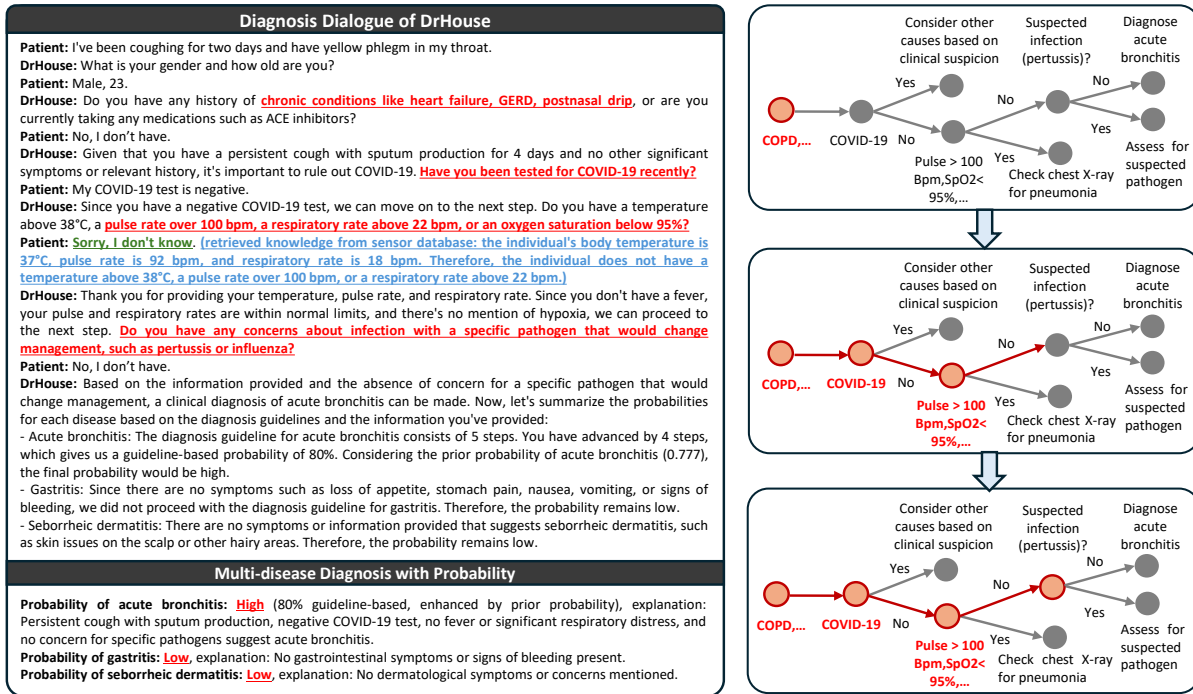


Fig. 17. An example diagnosis dialogue of DrHouse. The words highlighted in green and blue are the patient's subjective descriptions of their symptoms and the retrieved knowledge from the patient's sensor data, respectively. The words highlighted in red show that DrHouse can leverage sensor data knowledge to assist in diagnostic decision-making and advance the diagnostic process further.

gastritis and hyperthyroidism have shared symptoms like increased hunger and weight loss. The physiological indicator of heart rate plays a vital role in distinguishing between these two diseases. Figure 18 shows that the baseline LLM-based virtual doctors misdiagnose gastritis as hyperthyroidism due to the patient's vague and inaccurate symptom descriptions. However, DrHouse can effectively avoid misdiagnosis by incorporating objective sensor data of the patient into the diagnosis process.

**Observation 4: DrHouse incorporates sensor data's uncertainty into its decision-making process.** Figure 19 shows an example of DrHouse's decision-making considering the sensor data uncertainty. The figure on the left illustrates how DrHouse leverages patients' descriptions for diagnosis when sensor data knowledge retrieval is unnecessary. Additionally, the figures in the middle and on the right showcase two examples where DrHouse relies on sensor data knowledge for diagnostic decision-making. We can see that when the uncertainty level of the retrieved sensor data is low, DrHouse relies more on the knowledge from the sensor data for decision-making. Conversely, if the uncertainty level of the retrieved sensor data is high, DrHouse requests the patient to **perform an in-lab test** to ensure the accuracy of the diagnosis.

### 5.3 Evaluation of System Modules

In this section, we first perform an ablation study of DrHouse's individual modules including the effectiveness of adaptive sensor data retrieval filtering and mapping-based guideline tree retrieval approach. Next, we perform experiments of DrHouse under different parameter settings.

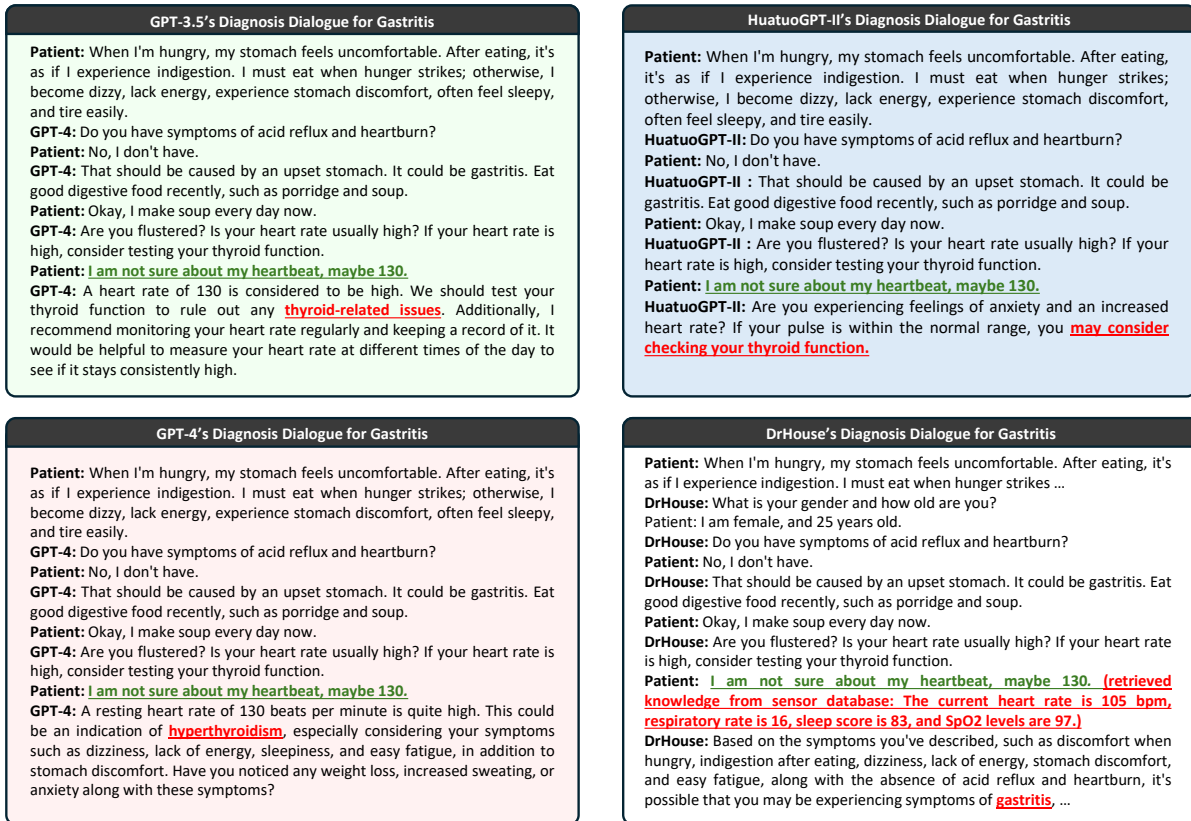


Fig. 18. An example of evaluating the diagnosis correctiveness among DrHouse and baselines. The words highlighted in green and red represent the patient's subjective description of symptoms and the diagnostic conclusions made by DrHouse, respectively. DrHouse can effectively avoid misdiagnosis by incorporating objective sensor data knowledge of the patient into the diagnosis process.

**5.3.1 Effectiveness of Adaptive Sensor Data Retrieval Filtering.** We first evaluate the diagnosis performance and retrieval rate when using adaptive retrieval and not using adaptive retrieval. The retrieval rate is defined as the ratio of the number of retrieval times to the total number of rounds in diagnostic dialogue. Figure 20 shows that the utilization of adaptive retrieval in DrHouse achieves 2.2x retrieval efficiency improvement on average while exhibiting negligible impact on the diagnosis performance metrics including *compliance*, *sensor data's utilization*, and *accuracy*.

**5.3.2 Effectiveness of Mapping-based Guideline Tree Retrieval.** We further evaluate the effectiveness of mapping-based guideline retrieval. Figure 24 shows the diagnosis guideline retrieval accuracy of DrHouse and baseline method MedDM [23]. To the best of our knowledge, MedDM is the only work that retrieves diagnosis guidelines in LLM-based virtual doctors for multiple-turn diagnosis. MedDM saves the medical guideline tree in the vector database, and directly retrieves the guideline tree based on patients' symptoms. We use MedDM with varying parameters as baselines. Specifically, the vector database of MedDM utilizes chunk sizes of 100, 200, 400, 800, 1000, and 2000, with a fixed overlapping length of 100. Results show that mapping-based guideline retrieval achieves up to 26.0% higher retrieval accuracy than the best baseline setting.

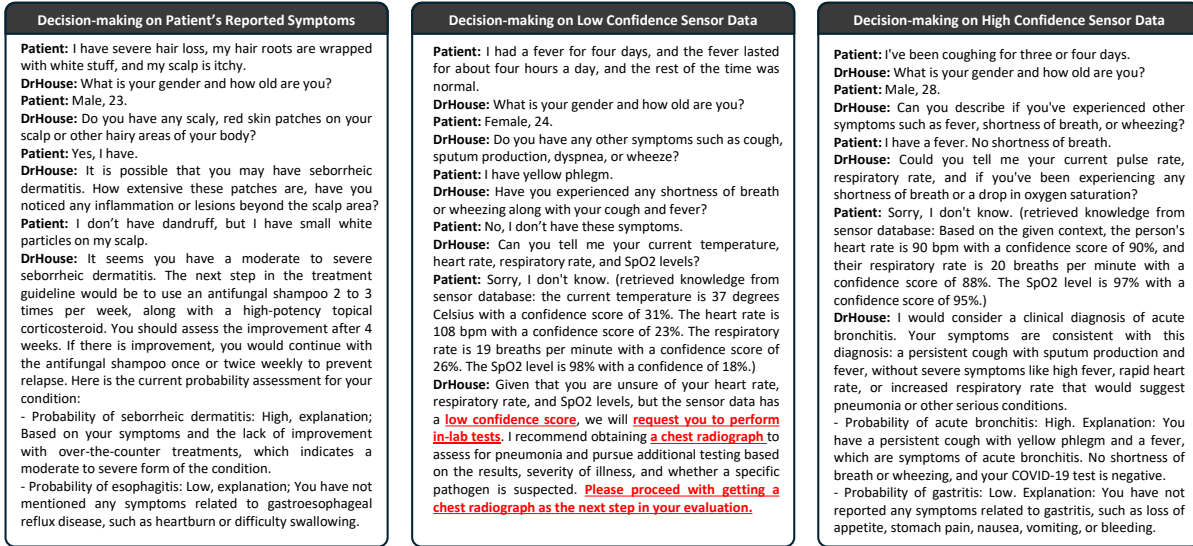


Fig. 19. An example of DrHouse’s decision-making considering the sensor data uncertainty. The words highlighted in red show that DrHouse considers the sensor data uncertainty when making decisions.

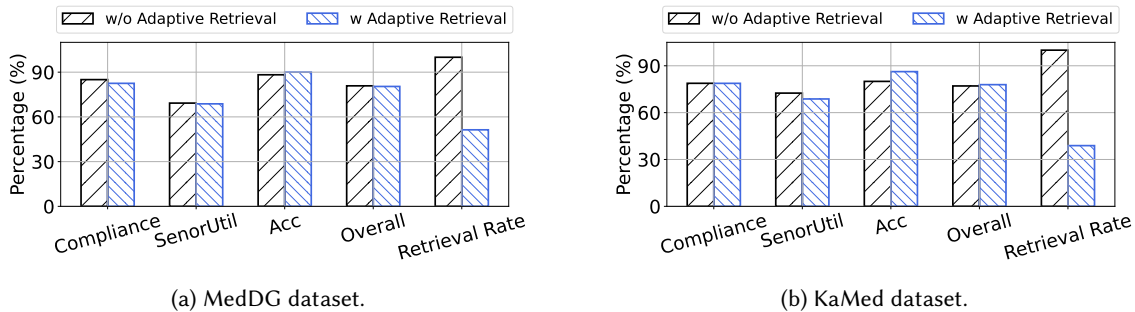
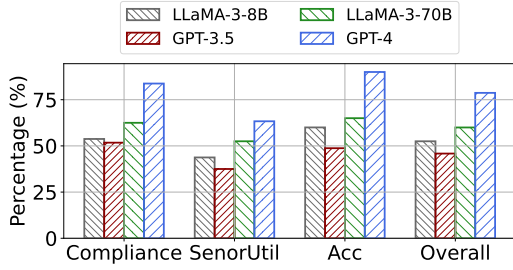


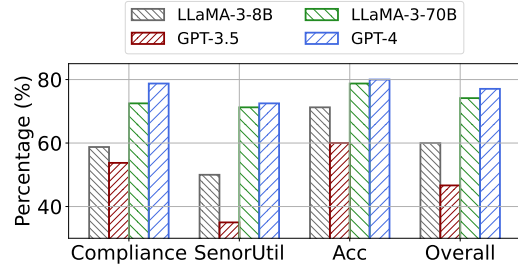
Fig. 20. Effectiveness of adaptive sensor data retrieval filtering in DrHouse. “w” and “w/o” denote using and not using sensor data retrieval filtering, respectively. The retrieval rate is defined as the ratio of the number of retrieval times to the total number of rounds in diagnostic dialogue.

5.3.3 *Impact of Hyper-parameters.* In this subsection, we perform ablation study and analyze the performance of DrHouse under different parameter settings.

**Impact of Different Base LLMs.** We first evaluate the diagnostic performance of DrHouse using different base LLMs, including Llama-3-8b-Instruct, Llama-3-70b-Instruct, GPT-3.5-Turbo, and GPT-4-1106. Figure 21 shows that using the GPT-4-1106 as the base LLM in DrHouse yields the best diagnostic performance, achieving 13.7%, 8.5%, 13.8%, 9.5% higher *compliance*, *sensor data’s utilization*, *accuracy*, and average score than the Llama-3-70b-Instruct, respectively. Among the three LLMs, using GPT-3.5-Turbo as the base LLM achieves the lowest diagnostic performance. It should be noted that Llama-3-8b-Instruct and Llama-3-70b-Instruct are open-source LLMs. They exhibit faster inference speed and can be deployed on the edge devices of patients, making them a promising choice as the base LLM in DrHouse.



(a) MedDG dataset.



(b) KaMed dataset.

Fig. 21. Overall performance of DrHouse on MedDG and KaMed datasets when using different base LLMs.

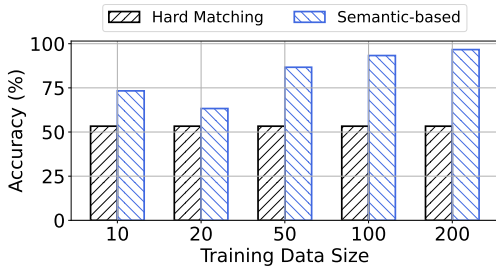


Fig. 22. Adaptive retrieval performance of semantic-based retrieval filtering and hard matching.

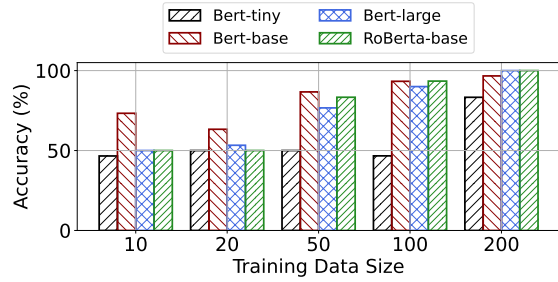


Fig. 23. The retrieval filtering accuracy when using different models as the semantic filter.

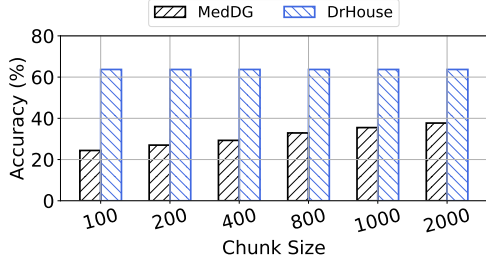


Fig. 24. Diagnosis guideline retrieval accuracy of DrHouse and baseline method MedDM. The vector database of MedDM utilizes chunk ranges from 100 to 2000.

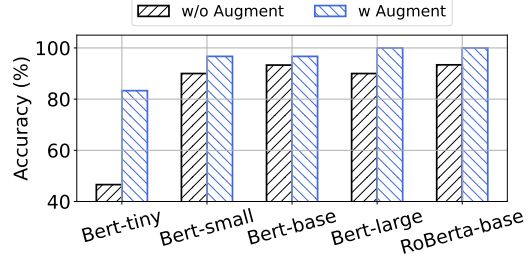


Fig. 25. Adaptive retrieval performance in multiple models. w and w/o denote using and not using GPT-4 for data augmentation, respectively.

**Effectiveness of Semantic-based Retrieval Filtering.** In this experiment, we study the retrieval filtering accuracy of hard matching [15] and our semantic-based retrieval filtering under different training data size settings, which is shown in Figure 22. Since hard matching [15] does not rely on explicit training, its performance remains unaffected by the size of the training data. Figure 22 shows that semantic-based retrieval filtering achieves 10% higher *accuracy* compared to the hard matching approach when the training data size is limited, such as 20. However, when abundant training data is available, it can achieve 43.3% higher *accuracy*, showing the effectiveness of our proposed semantic-based retrieval filtering.

**Effect of Different Models as Semantic Filter.** Next, we evaluate the accuracy of retrieval filtering by employing various popular language models, such as different types of Bert and RoBERTa models [29], as the semantic filter. Figure 23 shows that Bert-base achieves 46.7% higher *accuracy* compared to Bert-tiny while it only demonstrates

a 3.3% lower *accuracy* compared to Bert-large. However, the model size of Bert-base (110M) is 3 times smaller than Bert-large (340M). Therefore, Bert-base is employed as the semantic filter taking into account both the accuracy and overhead. In addition, to evaluate the impact of training data size, we use datasets of varying sizes to train the semantic filter. Figure 23 illustrates that with a training dataset of 200 samples, the Bert-base model achieves a filtering *accuracy* of 96.7%. This result demonstrates the model’s ability to accurately determine whether the retrieval of sensor data should be enabled, based on the DrHouse’s questions.

**Effect of Data Augmentation.** We further evaluate the effectiveness of data augmentation in semantic-based retrieval filtering, which is shown in Figure 25. For each training data size, we utilize GPT-4 to rewrite the queries, doubling the training data size compared to its original size. Figure 25 shows that by employing GPT-4 to rewrite the queries of the LLM-based virtual doctor, there is a significant enhancement in the *accuracy* of retrieval filtering. The *accuracy* of Bert-tiny, Bert-small, and Bert-base increases by 36.7%, 6.7%, and 3.4%, respectively. Results show that our semantic filter can well understand DrHouse’s questions and query sensor data on demand.

## 5.4 User Study

To evaluate the user experience in real-world diagnosis, We conduct a user study on the two types of target users of DrHouse, i.e., patients (using DrHouse for disease diagnosis) and clinicians (using DrHouse for diagnosis assistance).

*5.4.1 User Study for Medical Experts.* We first conduct a user study for medical experts. We recruit 20 medical experts including clinicians and PhDs in medicine. The diagnosis dialogues between DrHouse and patients are presented to the medical experts for evaluation. We design a questionnaire comprising six questions and gather feedback from these medical experts on their experience using DrHouse. The questions are as follows:

- **Q1:** Does the virtual doctor correctly diagnose the diseases, and if yes, to what extent?
- **Q2:** Does the virtual doctor’s diagnostic process align with medical standards, and if yes, to what extent?
- **Q3:** Is the diagnostic style of the virtual doctor consistent with yours, and if applicable, to what extent?
- **Q4:** Do you think our virtual doctor could assist you with your diagnosis, and if applicable, to what extent?
- **Q5:** Would you be willing to use our virtual doctor during the diagnostic process?
- **Q6:** Do you think the design of our virtual doctor is novel and practical?

Figure 26 shows the study results of medical experts. The feedback shows that 80% of medical experts find the diagnosis of DrHouse aligned or mild aligned with the standard diagnostic procedures, and 20% of medical experts think the diagnosis is highly aligned. In addition, 80% of medical experts think DrHouse correctly diagnoses the diseases. However, there are 35% of medical experts think the diagnostic style of DrHouse is not consistent with their own. This could be due to inconsistencies in clinical doctors’ diagnostic styles. In addition, 85% of medical experts think DrHouse is beneficial for their diagnosis, and 75% of medical experts would like to use DrHouse during their diagnostic process. These experts agree that the diagnostic consultations between patients and DrHouse can provide valuable references and help reduce their workload. Besides, they think the demographics knowledge utilized by DrHouse plays a crucial role as a relevant and appropriate reference in these consultations. In addition, 90% of the medical experts believe the design of DrHouse is novel and practical.

Overall, the feedback from medical experts suggests that DrHouse’s diagnoses are universally considered reliable. The medical experts express their willingness to utilize DrHouse as a diagnostic assistance tool, showing its promising market potential.

*5.4.2 User Study for Patients.* We also conduct a user study for patients. We recruit 12 patients experiencing diverse diseases, including acute bronchitis, pneumonia, influenza, and dermatitis. In the experiment, each participant is equipped with an Apple Watch, which captures physiological data of the patient, such as sleep condition, heartbeat, respiration rate, and oxygen saturation. The collected sensor data is then exported and

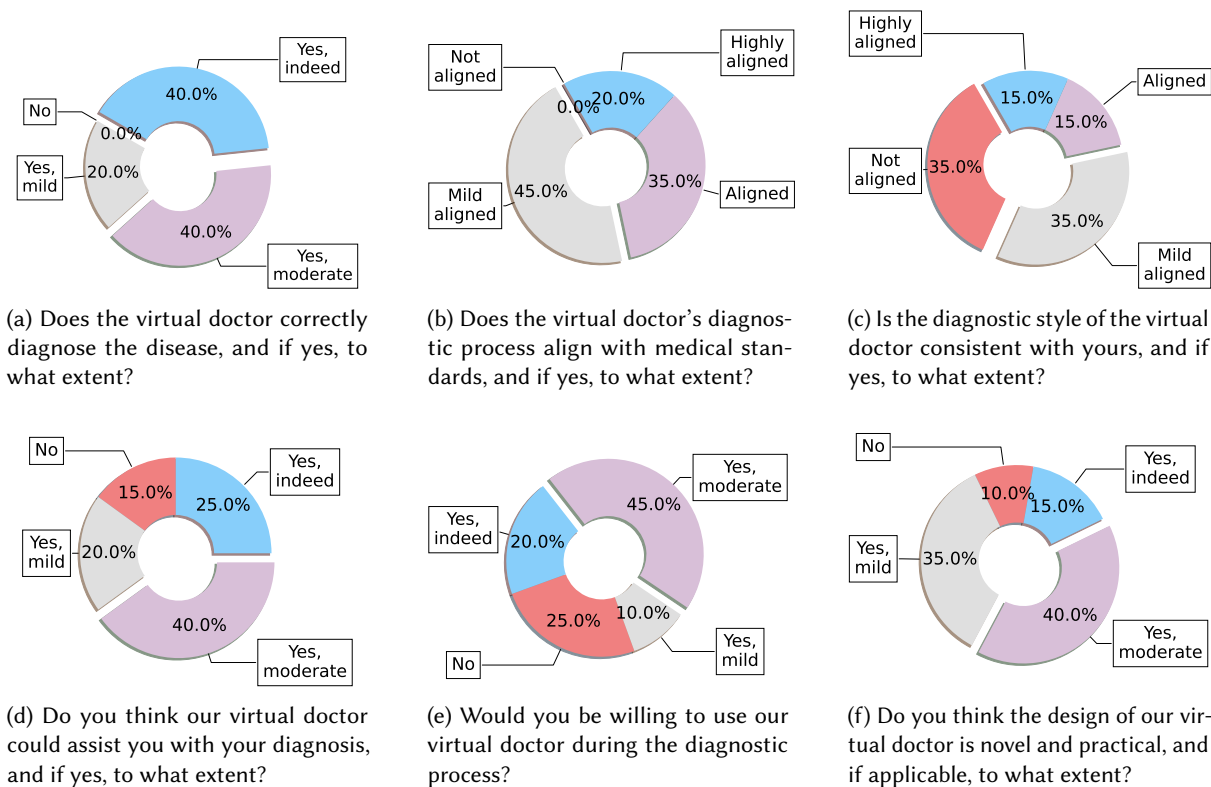


Fig. 26. DrHouse's user study for medical experts.

converted into a format that enables DrHouse to access the recorded sensor data throughout the patient's illness. Next, patients participate in a multi-round conversation with DrHouse for disease diagnosis, followed by filling out a questionnaire related to their user experience. The questions are as follows:

- **Q1:** Have you ever had an experience with virtual doctors for consultations before?
- **Q2:** Are you satisfied with the diagnosis provided by the virtual doctor, if yes, to what extent?
- **Q3:** Can you accept the response delay of the virtual doctor, if yes, to what extent?
- **Q4:** Are you willing to use the virtual doctor for disease diagnosis, if yes, to what extent?
- **Q5:** Are you willing to provide sensor data, such as respiratory and heart rate, during the diagnostic process, if yes, to what extent?
- **Q6:** Do you think the design of our virtual doctor is novel and practical?

The results in Figure 27 show that only 8.3% of the participants have previously consulted virtual doctors. In addition, 83.4% of patients report satisfaction with the diagnoses provided by DrHouse. Regarding the response delay of DrHouse, 75% of the participants find it acceptable. Note that this delay is primarily due to the instability of the GPT-4 API, which can be further improved. Moreover, despite these delays, most patients find using DrHouse was much more convenient than visiting a hospital in person. Furthermore, 91.7% of the participants express willingness to use DrHouse for future diagnoses. When asked for access to personal sensor data, 83.4% of the patients are strongly or moderately willing to provide such data to DrHouse for diagnostic purposes. A key reason for the high willingness to share data is that most patients in the user study have already authorized



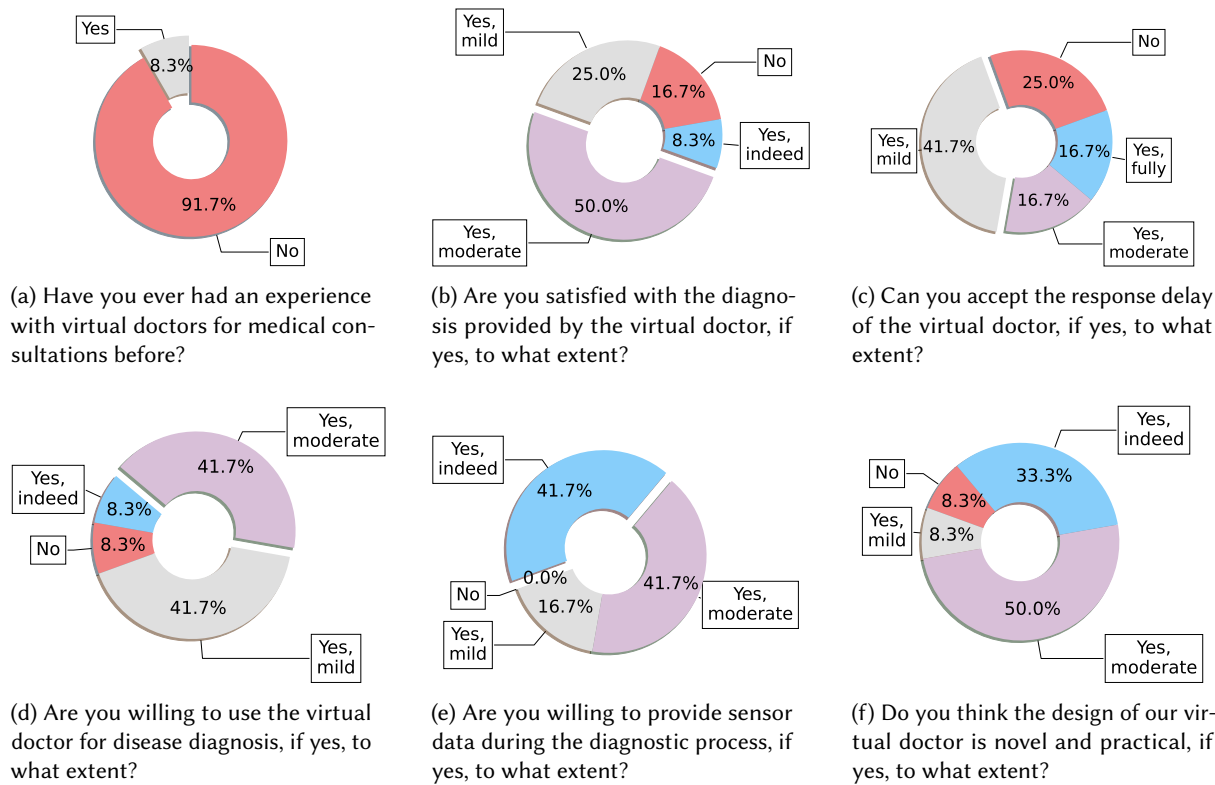


Fig. 27. DrHouse’s user study for patients.

smartphone apps to access this data. Consequently, they are generally comfortable providing this data to another application, particularly one that offers health consultation services. Additionally, 91.7% of the patients appreciate the innovative and practical design of DrHouse. Overall, the feedback from patients in the user study indicates that DrHouse can provide reliable and satisfactory medical diagnoses from the patient’s perspective. The substantial willingness of participants to share personal sensor data and to utilize DrHouse for future medical consultations demonstrates the promising practical applications of DrHouse.

## 6 DISCUSSION

**Other Medical LLMs as Base Models.** In this study, we perform experiments using different base LLMs in DrHouse, including Llama-3, GPT-3.5, and GPT-4. Leveraging existing medical LLMs as the base model can also be considered. However, renowned virtual doctors like Med-PaLM 2 [38] are not open source. In addition, existing open-sourced medical LLMs like HuatuoGPT [59] and DISC-MedLLM [3] adapt the small LLMs (7B or 13B) to the medical domain through fine-tuning, compromising their generalization capability. We leave exploring other existing medical LLMs as the base LLM in DrHouse as our future work.

**Subjective Factors in Diagnosis.** Figure 26 shows that there are 35% of medical experts think the diagnostic style of DrHouse is not consistent with their own. This is because each doctor possesses a unique diagnostic style. Some doctors lean towards a conservative approach and adhere strictly to diagnostic guidelines, while others rely heavily on their own experience. Therefore, ensuring the consistency of DrHouse’s diagnostic style with every doctor is challenging. On the other hand, diagnostic experiences tend to be highly subjective. Currently,

DrHouse only relies on objective medical guidelines for diagnosis. In the future, DrHouse can be improved by incorporating diagnostic dialogues encompassing doctors with diverse styles, enabling DrHouse with varying diagnostic styles.

**Diagnostic Response Delay.** The base LLM in DrHouse is deployed on a cloud server, utilizing the API of the LLM service provider for inference. However, the latency of these API calls is not stable. The inference delay of the LLM can be prolonged due to server congestion and instability. However, according to user study feedback from real patients (Figure 27), the majority of patients think the diagnostic delay of DrHouse is acceptable. This is because the delay experienced with DrHouse is significantly shorter than the time required for traveling to a hospital. In the future, we will consider deploying DrHouse’s base LLM on mobile devices or employing edge-cloud collaboration architecture [51] to further protect patient privacy and reduce diagnostic delays.

**Scalability to Other Sensor Data Summarizing Approach.** DrHouse focuses on incorporating the sensor data knowledge from patients’ smart devices to multi-turn diagnosis of LLM-based virtual doctors. In particular, DrHouse utilizes an LLM to summarize the patient’s sensor data recordings from smart devices. Recent studies [8, 13, 16, 19, 21, 48, 55] have shown that LLMs can be used to interpret various raw sensor data, such as IMU. These techniques for LLMs interpreting sensor data can also be integrated into DrHouse, enhancing the diversity and information of the sensor data that DrHouse can utilize.

**Other Sensor Data Uncertainty Check Approaches.** DrHouse incorporates the uncertainty of patients’ sensor data into its decision-making process. When the uncertainty level is elevated, DrHouse will prompt patients to undergo in-lab tests to ensure a more accurate diagnosis. Many existing approaches on anomaly detection tasks [7, 27, 41] can also be integrated into DrHouse to enhance the system’s ability to verify sensor data reliability.

## 7 CONCLUSION

This paper proposes DrHouse, the first LLM-empowered virtual doctor system that incorporates patients’s daily sensor data and expert knowledge for multi-turn diagnosis. DrHouse leverages the latest diagnosis guidelines to actively initiate multi-turn diagnosis. During the multi-turn diagnosis process, DrHouse employs a multi-source knowledge retrieval approach to retrieve required sensor data knowledge and expert knowledge. In addition, DrHouse integrates the patient’s descriptions and the two types of knowledge for diagnostic decision-making. We evaluate DrHouse on three public datasets and conduct comprehensive user studies involving both medical experts and patients. Results show that DrHouse outperforms existing LLM-based virtual doctors solutions by 18.8% on diagnosis accuracy, improving the diagnosis experience of both patients and physicians.

## REFERENCES

- [1] 2022. PaddleOCR. <https://github.com/PaddlePaddle/PaddleOCR>.
- [2] Josh Achiam, Steven Adler, Sandhini Agarwal, Lama Ahmad, Ilge Akkaya, Florencia Leoni Aleman, Diogo Almeida, Janko Altenschmidt, Sam Altman, Shyamal Anadkat, et al. 2023. Gpt-4 technical report. *arXiv preprint arXiv:2303.08774* (2023).
- [3] Zhijie Bao, Wei Chen, Shengze Xiao, Kuang Ren, Jiaao Wu, Cheng Zhong, Jiajie Peng, Xuanjing Huang, and Zhongyu Wei. 2023. Disc-medllm: Bridging general large language models and real-world medical consultation. *arXiv preprint arXiv:2308.14346* (2023).
- [4] Sébastien Bubeck, Varun Chandrasekaran, Ronen Eldan, Johannes Gehrke, Eric Horvitz, Ece Kamar, Peter Lee, Yin Tat Lee, Yuanzhi Li, Scott Lundberg, et al. 2023. Sparks of artificial general intelligence: Early experiments with GPT-4. *arXiv. arXiv preprint arXiv:2303.12712* (2023).
- [5] Prerna Chikersal, Afsaneh Doryab, Michael Tumminia, Daniella K Villalba, Janine M Dutcher, Xinwen Liu, Sheldon Cohen, Kasey G Creswell, Jennifer Mankoff, J David Creswell, et al. 2021. Detecting depression and predicting its onset using longitudinal symptoms captured by passive sensing: a machine learning approach with robust feature selection. *ACM Transactions on Computer-Human Interaction (TOCHI)* 28, 1 (2021), 1–41.
- [6] Jacob Devlin, Ming-Wei Chang, Kenton Lee, and Kristina Toutanova. 2018. Bert: Pre-training of deep bidirectional transformers for language understanding. *arXiv preprint arXiv:1810.04805* (2018).
- [7] Bowen Du, Xuanxuan Sun, Junchen Ye, Ke Cheng, Jingyuan Wang, and Leilei Sun. 2021. GAN-based anomaly detection for multivariate time series using polluted training set. *IEEE Transactions on Knowledge and Data Engineering* 35, 12 (2021), 12208–12219.

- [8] Zachary Englhardt, Chengqian Ma, Margaret E Morris, Xuhai Xu, Chun-Cheng Chang, Lianhui Qin, Xin Liu, Shwetak Patel, Vikram Iyer, et al. 2023. From Classification to Clinical Insights: Towards Analyzing and Reasoning About Mobile and Behavioral Health Data With Large Language Models. *arXiv preprint arXiv:2311.13063* (2023).
- [9] Zhihao Fan, Jialong Tang, Wei Chen, Siyuan Wang, Zhongyu Wei, Jun Xi, Fei Huang, and Jingren Zhou. 2024. AI Hospital: Interactive Evaluation and Collaboration of LLMs as Intern Doctors for Clinical Diagnosis. *arXiv preprint arXiv:2402.09742* (2024).
- [10] Akshay Goel, Almog Gueta, Omry Gilon, Chang Liu, Sofia Erell, Lan Huong Nguyen, Xiaohong Hao, Bolous Jaber, Shashir Reddy, Rupesh Kartha, et al. 2023. LLMs accelerate annotation for medical information extraction. In *Machine Learning for Health (ML4H)*. PMLR, 82–100.
- [11] Google Corporation. [n. d.]. FitBit for Activity Trackers & More. <https://www.fitbit.com/global/us/home>
- [12] Zhenfeng He, Yuqiang Han, Zhenqiu Ouyang, Wei Gao, Hongxu Chen, Guandong Xu, and Jian Wu. 2022. DialMed: A Dataset for Dialogue-based Medication Recommendation. In *Proceedings of the 29th International Conference on Computational Linguistics*. 721–733.
- [13] Aritra Hota, Soumyajit Chatterjee, and Sandip Chakraborty. 2024. Evaluating Large Language Models as Virtual Annotators for Time-series Physical Sensing Data. *arXiv preprint arXiv:2403.01133* (2024).
- [14] Kiyosi Itô. 1984. *An introduction to probability theory*. Cambridge University Press.
- [15] Matthew A Jaro. 1989. Advances in record-linkage methodology as applied to matching the 1985 census of Tampa, Florida. *J. Amer. Statist. Assoc.* 84, 406 (1989), 414–420.
- [16] Sijie Ji, Xinzhe Zheng, and Chenshu Wu. 2024. Hargpt: Are llms zero-shot human activity recognizers? *arXiv preprint arXiv:2403.02727* (2024).
- [17] Di Jin, Eileen Pan, Nassim Oufattole, Wei-Hung Weng, Hanyi Fang, and Peter Szolovits. 2021. What disease does this patient have? a large-scale open domain question answering dataset from medical exams. *Applied Sciences* 11, 14 (2021), 6421.
- [18] Mingyu Jin, Qinkai Yu, Chong Zhang, Dong Shu, Suyuan Zhu, Mengnan Du, Yongfeng Zhang, and Yanda Meng. 2024. Health-LLM: Personalized Retrieval-Augmented Disease Prediction Model. *arXiv preprint arXiv:2402.00746* (2024).
- [19] Ming Jin, Yifan Zhang, Wei Chen, Kexin Zhang, Yuxuan Liang, Bin Yang, Jindong Wang, Shirui Pan, and Qingsong Wen. 2024. Position Paper: What Can Large Language Models Tell Us about Time Series Analysis. *arXiv preprint arXiv:2402.02713* (2024).
- [20] Qiao Jin, Bhuwan Dhingra, Zhengping Liu, William Cohen, and Xinghua Lu. 2019. PubMedQA: A Dataset for Biomedical Research Question Answering. In *Proceedings of the 2019 Conference on Empirical Methods in Natural Language Processing and the 9th International Joint Conference on Natural Language Processing (EMNLP-IJCNLP)*. 2567–2577.
- [21] Yubin Kim, Xuhai Xu, Daniel McDuff, Cynthia Breazeal, and Hae Won Park. 2024. Health-llm: Large language models for health prediction via wearable sensor data. *arXiv preprint arXiv:2401.06866* (2024).
- [22] Daniel Kuemper, Thorben Iggena, Ralf Toenjes, and Elke Pulvermueller. 2018. Valid. IoT: A framework for sensor data quality analysis and interpolation. In *Proceedings of the 9th ACM Multimedia Systems Conference*. 294–303.
- [23] Binbin Li, Tianxin Meng, Xiaoming Shi, Jie Zhai, and Tong Ruan. 2023. MedDM: LLM-executable clinical guidance tree for clinical decision-making. *arXiv preprint arXiv:2312.02441* (2023).
- [24] Chunyuan Li, Cliff Wong, Sheng Zhang, Naoto Usuyama, Haotian Liu, Jianwei Yang, Tristan Naumann, Hoifung Poon, and Jianfeng Gao. 2024. Llava-med: Training a large language-and-vision assistant for biomedicine in one day. *Advances in Neural Information Processing Systems* 36 (2024).
- [25] Dongdong Li, Zhaochun Ren, Pengjie Ren, Zhumin Chen, Miao Fan, Jun Ma, and Maarten de Rijke. 2021. Semi-supervised variational reasoning for medical dialogue generation. In *Proceedings of the 44th International ACM SIGIR Conference on Research and Development in Information Retrieval*. 544–554.
- [26] Tianle Li, Ge Zhang, Quy Duc Do, Xiang Yue, and Wenhui Chen. 2024. Long-context LLMs Struggle with Long In-context Learning. *arXiv preprint arXiv:2404.02060* (2024).
- [27] Shenghua Liu, Bin Zhou, Quan Ding, Bryan Hooi, Zhengbo Zhang, Huawei Shen, and Xueqi Cheng. 2022. Time series anomaly detection with adversarial reconstruction networks. *IEEE Transactions on Knowledge and Data Engineering* 35, 4 (2022), 4293–4306.
- [28] Wenge Liu, Jianheng Tang, Yi Cheng, Wenjie Li, Yefeng Zheng, and Xiaodan Liang. 2022. MedDG: an entity-centric medical consultation dataset for entity-aware medical dialogue generation. In *CCF International Conference on Natural Language Processing and Chinese Computing*. Springer, 447–459.
- [29] Yinhan Liu, Myle Ott, Naman Goyal, Jingfei Du, Mandar Joshi, Danqi Chen, Omer Levy, Mike Lewis, Luke Zettlemoyer, and Veselin Stoyanov. 2019. Roberta: A robustly optimized bert pretraining approach. *arXiv preprint arXiv:1907.11692* (2019).
- [30] Sumit Majumder and M Jamal Deen. 2019. Smartphone sensors for health monitoring and diagnosis. *Sensors* 19, 9 (2019), 2164.
- [31] Ashley McKeane and David K Sherman. 2023. Diagnostic uncertainty in patients, parents, and physicians: a compensatory control theory perspective. *Health Psychology Review* 17, 3 (2023), 439–455.
- [32] Ashley ND Meyer, Traber D Giardina, Lubna Khawaja, and Hardeep Singh. 2021. Patient and clinician experiences of uncertainty in the diagnostic process: current understanding and future directions. *Patient Education and Counseling* 104, 11 (2021), 2606–2615.
- [33] BJM Mulder. 2012. Epidemiology of adult congenital heart disease: demographic variations worldwide. *Netherlands heart journal* 20, 12 (2012), 505–508.

- [34] Arvind Neelakantan, Tao Xu, Raul Puri, Alec Radford, Jesse Michael Han, Jerry Tworek, Qiming Yuan, Nikolas Tezak, Jong Wook Kim, Chris Hallacy, et al. 2022. Text and code embeddings by contrastive pre-training. *arXiv preprint arXiv:2201.10005* (2022).
- [35] Stefanie Nickels, Matthew D Edwards, Sarah F Poole, Dale Winter, Jessica Gronsbell, Bella Rozenkrants, David P Miller, Mathias Fleck, Alan McLean, Bret Peterson, et al. 2021. Toward a mobile platform for real-world digital measurement of depression: user-centered design, data quality, and behavioral and clinical modeling. *JMIR mental health* 8, 8 (2021), e27589.
- [36] Jingping Nie, Hanya Shao, Yuang Fan, Qijia Shao, Haoxuan You, Matthias Preindl, and Xiaofan Jiang. 2024. LLM-based Conversational AI Therapist for Daily Functioning Screening and Psychotherapeutic Intervention via Everyday Smart Devices. *arXiv preprint arXiv:2403.10779* (2024).
- [37] PubMed. 2024. PubMed. <https://pubmed.ncbi.nlm.nih.gov/>
- [38] Karan Singhal, Tao Tu, Juraj Gottweis, Rory Sayres, Ellery Wulczyn, Le Hou, Kevin Clark, Stephen Pfohl, Heather Cole-Lewis, Darlene Neal, et al. 2023. Towards expert-level medical question answering with large language models. *arXiv preprint arXiv:2305.09617* (2023).
- [39] Hugo Touvron, Louis Martin, Kevin Stone, Peter Albert, Amjad Almahairi, Yasmine Babaei, Nikolay Bashlykov, Soumya Batra, Prajjwal Bhargava, Shrutvi Bhosale, et al. 2023. Llama 2: Open foundation and fine-tuned chat models. *arXiv preprint arXiv:2307.09288* (2023).
- [40] Tao Tu, Anil Palepu, Mike Schaekermann, Khaled Saab, Jan Freyberg, Ryutarō Tanno, Amy Wang, Brenna Li, Mohamed Amin, Nenad Tomasev, et al. 2024. Towards conversational diagnostic ai. *arXiv preprint arXiv:2401.05654* (2024).
- [41] Shreshth Tuli, Giuliano Casale, and Nicholas R Jennings. 2022. Tranad: Deep transformer networks for anomaly detection in multivariate time series data. *arXiv preprint arXiv:2201.07284* (2022).
- [42] Kenneth J Turner. 2009. Abstraction and analysis of clinical guidance trees. *Journal of Biomedical Informatics* 42, 2 (2009), 237–250.
- [43] UpToDate. 2024. UpToDate: Trusted, evidence-based solutions for modern healthcare. <https://www.wolterskluwer.com/en/solutions/uptodate>
- [44] Haochun Wang, Sendong Zhao, Zewen Qiang, Nuwa Xi, Bing Qin, and Ting Liu. 2024. Beyond Direct Diagnosis: LLM-based Multi-Specialist Agent Consultation for Automatic Diagnosis. *arXiv preprint arXiv:2401.16107* (2024).
- [45] Junda Wang, Zhichao Yang, Zonghai Yao, and Hong Yu. 2024. JMLR: Joint Medical LLM and Retrieval Training for Enhancing Reasoning and Professional Question Answering Capability. *arXiv preprint arXiv:2402.17887* (2024).
- [46] Xiaoyan Wang, Amy Chused, Noémie Elhadad, Carol Friedman, and Marianthi Markatou. 2008. Automated knowledge acquisition from clinical narrative reports. In *AMIA Annual Symposium Proceedings*, Vol. 2008. American Medical Informatics Association, 783.
- [47] Yubo Wang, Xueguang Ma, and Wenhui Chen. 2023. Augmenting black-box llms with medical textbooks for clinical question answering. *arXiv preprint arXiv:2309.02233* (2023).
- [48] Huatao Xu, Liying Han, Qirui Yang, Mo Li, and Mani Srivastava. 2024. Penetrative ai: Making llms comprehend the physical world. In *Proceedings of the 25th International Workshop on Mobile Computing Systems and Applications*. 1–7.
- [49] Ming Xu. 2023. MedicalGPT: Training Medical GPT Model. <https://github.com/shibing624/MedicalGPT>.
- [50] Aiyuan Yang, Bin Xiao, Bingning Wang, Borong Zhang, Ce Bian, Chao Yin, Chenxu Lv, Da Pan, Dian Wang, Dong Yan, et al. 2023. Baichuan 2: Open large-scale language models. *arXiv preprint arXiv:2309.10305* (2023).
- [51] Bufang Yang, Lixing He, Neiven Ling, Zhenyu Yan, Guoliang Xing, Xian Shuai, Xiaozhe Ren, and Xin Jiang. 2024. EdgeFM: Leveraging Foundation Model for Open-set Learning on the Edge. In *Proceedings of the 21st ACM Conference on Embedded Networked Sensor Systems (SenSys '23)*. Association for Computing Machinery, New York, NY, USA, 111–124.
- [52] Bufang Yang, Lixing He, Kaiwei Liu, and Zhenyu Yan. 2024. VIAssist: Adapting Multi-modal Large Language Models for Users with Visual Impairments. *arXiv preprint arXiv:2404.02508* (2024).
- [53] Bufang Yang, Le Liu, Wenxuan Wu, Mengliang Zhou, Hongxing Liu, and Xinbao Ning. 2023. BrainZ-BP: A Non-invasive Cuff-less Blood Pressure Estimation Approach Leveraging Brain Bio-impedance and Electrocardiogram. *IEEE Transactions on Instrumentation and Measurement* (2023).
- [54] Bufang Yang, Wenxuan Wu, Yitian Liu, and Hongxing Liu. 2022. A novel sleep stage contextual refinement algorithm leveraging conditional random fields. *IEEE Transactions on Instrumentation and Measurement* 71 (2022), 1–13.
- [55] Huanqi Yang, Sijie Ji, Rucheng Wu, and Weitao Xu. 2024. Are You Being Tracked? Discover the Power of Zero-Shot Trajectory Tracing with LLMs! *arXiv preprint arXiv:2403.06201* (2024).
- [56] Junjie Ye, Xuanting Chen, Nuo Xu, Can Zu, Zekai Shao, Shichun Liu, Yuhan Cui, Zeyang Zhou, Chao Gong, Yang Shen, et al. 2023. A comprehensive capability analysis of gpt-3 and gpt-3.5 series models. *arXiv preprint arXiv:2303.10420* (2023).
- [57] Sofia Yfantidou, Christina Karagianni, Stefanos Efstathiou, Athena Vakali, Joao Palotti, Dimitrios Panteleimon Giakatos, Thomas Marchioro, Andrei Kazlouski, Elena Ferrari, and Šarūnas Girdzijauskas. 2022. LifeSnaps, a 4-month multi-modal dataset capturing unobtrusive snapshots of our lives in the wild. *Scientific Data* 9, 1 (2022), 663.
- [58] Guangtao Zeng, Wenmian Yang, Zeqian Ju, Yue Yang, Sicheng Wang, Ruisi Zhang, Meng Zhou, Jiaqi Zeng, Xiangyu Dong, Ruoyu Zhang, et al. 2020. MedDialog: Large-scale medical dialogue datasets. In *Proceedings of the 2020 Conference on Empirical Methods in Natural Language Processing (EMNLP)*. 9241–9250.
- [59] Hongbo Zhang, Junying Chen, Feng Jiang, Fei Yu, Zhihong Chen, Guiming Chen, Jianquan Li, Xiangbo Wu, Zhang Zhiyi, Qingying Xiao, et al. 2023. HuatuoGPT, Towards Taming Language Model to Be a Doctor. In *Findings of the Association for Computational Linguistics*:

*EMNLP 2023*. 10859–10885.

- [60] XueZhong Zhou, Jörg Menche, Albert-László Barabási, and Amitabh Sharma. 2014. Human symptoms–disease network. *Nature communications* 5, 1 (2014), 4212.