

QuanEstimation.jl: An open-source Julia framework for quantum parameter estimation

Huai-Ming Yu¹ and Jing Liu¹

National Precise Gravity Measurement Facility, MOE Key Laboratory of Fundamental Physical Quantities Measurement, School of Physics, Huazhong University of Science and Technology, Wuhan 430074, China

As the main theoretical support of quantum metrology, quantum parameter estimation must follow the steps of quantum metrology towards the applied science and industry. Hence, optimal scheme design will soon be a crucial and core task for quantum parameter estimation. To efficiently accomplish this task, software packages aimed at computer-aided design are in high demand. In response to this need, we hereby introduce QuanEstimation.jl, an open-source Julia framework for scheme evaluation and design in quantum parameter estimation. It can be used either as an independent package or as the computational core of the recently developed hybrid-language (Python-Julia) package QuanEstimation [1]. Utilizing this framework, the scheme evaluation and design in quantum parameter estimation can be readily performed, especially when quantum noises exist.

1 Introduction

Quantum technologies have encountered a fast-developing era in recent years, and are now being enthusiastically pursued by international technology companies and governments worldwide. Together with the artificial intelligence, quantum technologies have been treated as the major origins of the next-generation technologies, and even the next industrial revolution.

Quantum technologies are founded on the principles of quantum mechanics and use quantum systems or quantum features to achieve advantages that classical systems cannot realize. As a core aspect of quantum technologies, quan-

tum metrology utilizes quantum systems to perform precise measurements of physical parameters, such as the strength and frequency of an electromagnetic field or a signal. Its value has been successfully proved by many remarkable examples, such as the optical clocks [2] and atomic magnetometers [3].

Quantum parameter estimation [4, 5] is the major theoretical support of quantum metrology due to the statistical nature of quantum systems. After decades of development, many elegant mathematical tools and optimal schemes have been provided and studied for quantum parameter estimation in various measurement scenarios. In practice, quantum noises are inevitable in the process of quantum parameter estimation, which usually affects the optimality of the optimal schemes given in noiseless scenarios, and different physical systems may face different dominant quantum noises. These facts indicate that the scheme design in the presence of noise usually needs to be performed case by case. Therefore, software for scheme design is a natural requirement in the industrialization process of quantum parameter estimation and quantum metrology.

Due to this requirement, in 2022 we announced an open-source hybrid-language (Python-Julia) package named QuanEstimation for scheme evaluation and design in quantum parameter estimation [1]. Python is the interface of the package due to its popularity in the scientific community, and the computational core is written in Julia since it provides superior numerical efficiency in the scheme design. The Julia part of the package is actually an independent and complete package named QuanEstimation.jl. After the announcement of QuanEstimation, QuanEstimation.jl has been constantly updated and optimized structurally. Now it not only contains all the functions in the hybrid-language package, but also includes

Jing Liu[✉]: liujingphys@hust.edu.cn

arXiv:2405.12066v1 [quant-ph] 20 May 2024

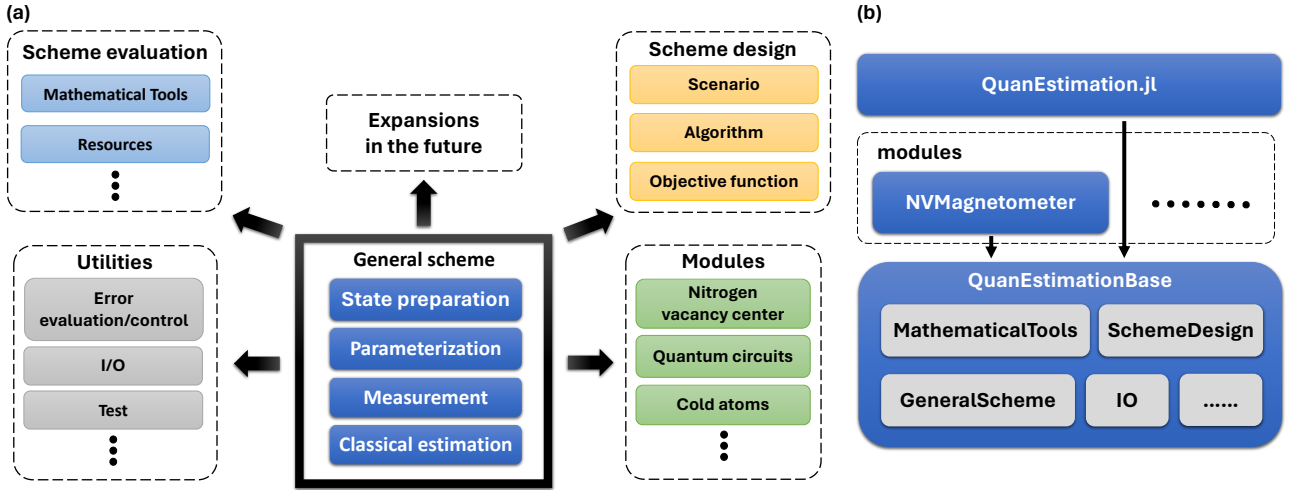


Figure 1: (a) The architecture and (b) package structure of `QuanEstimation.jl`.

some new features like modules for specific physical systems.

In this paper, the architecture and package structure of `QuanEstimation.jl` will be thoroughly introduced. Furthermore, the methods to set up a scheme, including the general method and specific system modules, and the process of scheme design will be discussed, and corresponding demonstration codes will be presented. The usage of specific system modules will be illustrated with the Nitrogen-vacancy center magnetometers. In the end, we will also introduce the numerical error evaluation and control tools in the package, which can be used to check and ensure the authenticity of the designed scheme.

2 Architecture overview

2.1 Package architecture and structure

A typical scheme for quantum parameter estimation usually consists of four steps: state preparation, parameterization, quantum measurement, and classical parameter estimation [6–9]. The mission of scheme design for quantum parameter estimation in a specific scenario is to provide the optimal forms of these four steps (or some of them if the scenario requires certain fixed steps). Hence, the core philosophy of developing `QuanEstimation.jl` is the efficient realization of scheme design for quantum parameter estimation in a given scenario. This philosophy indicates that the architecture of `QuanEstimation.jl` must be centered around the scheme, as shown in Fig. 1(a). Therefore, defining a scheme is the first

thing to do when using this package. Once the scheme is defined, the scheme evaluation, such as the calculations of various mathematical tools or metrological resources, and scheme design can be further performed. In the meantime, some utility tools like error evaluation/control and unit tests can also be executed. The error evaluation and control will be thoroughly discussed in Sec. 5. As a development tool, the unit tests would help the developers check the correctness and compatibility of the new codes. More details of it can be found in the documentation [40].

In `QuanEstimation.jl`, two methods can be used to define a scheme. The first and most common one is using the function `GeneralScheme()`, in which the basic elements of the scheme, such as the probe state, the parameterization process, and the measurement form, are manually input by the users. The system Hamiltonian, decay modes, and other systematic information are input when defining the parameterization process. The introduction and usage of this function will be thoroughly provided in Sec. 3. Currently, the parameterization process can only be defined within the package. In the next version, we will include an interface to allow it, especially the dynamics process, to be defined via user-specific scripts that compact with other Julia ecosystems.

The second method to define a scheme is using the modules for specific quantum systems. These specific system modules are designed to improve the user experience and balance the efficiency and versatility of the package. In `QuanEstimation.jl`, each module is written as an independent package for the convenience of package development

and management. The common parts used by all specific system modules are put into a base package named `QuanEstimationBase.jl`, as shown in Fig. 1(b). All modules of specific systems can call the functions in this base package to further perform the scheme evaluation and design. Furthermore, the functions only available in this physical system and algorithms that are particularly efficient for it are also written inside the module to improve the computing efficiency. More details and demonstration of the modules will be given in Sec. 3.2. All modules and `QuanEstimationBase` are made up of the entire package of `QuanEstimation.jl`.

2.2 Installation and calling

As a registered Julia package, `QuanEstimation.jl` can be easily installed in Julia via the package `Pkg.jl`. The specific codes for its installation are as follows:

```
julia> using Pkg
julia> Pkg.add("QuanEstimation")
```

After the installation, it can be called with the following codes:

```
julia> using QuanEstimation
```

All the subpackages can be directly called once the codes above are used. The demonstration codes in the following are all based on this calling form.

3 Scheme setup

3.1 General scheme

A general scheme for quantum parameter estimation consists of four elements: probe state, parameterization process, measurement, and classical estimation. These elements should be defined first when using `QuanEstimation.jl`. In the process of scheme design, these inputs, or some of them, work as the initial guesses of the optimizations. In `QuanEstimation.jl`, the scheme can be defined via the function `GeneralScheme()`, and all information in this function will be further used to construct a `struct` in Julia. The simplified demonstration codes of its usage are as follows:

```
julia> GeneralScheme(;probe=PlusState(),
    param=dynamics, measurement=SIC(2),
    x=nothing, p=nothing, dp=nothing)
```

In `GeneralScheme()`, the keyword arguments `probe=`, `param=`, and `measurement=` represent the input of the probe state, parameterization process, and measurement, respectively. In the case that a prior probability distribution exists, the regime of the arguments of the prior distribution, the distribution, and its derivatives should also be input via the keyword arguments `x`, `p`, and `dp`. The data types of the inputs are the same as those in the hybrid-language package, and more thorough demonstrations of them can be found in Ref. [1]. In the following, we will briefly introduce how to define these elements in `QuanEstimation.jl`.

In `QuanEstimation.jl`, the probe state is generally represented by a state vector or a density matrix. For a pure state, the data type of input probe state can either be a vector or a matrix and for a mixed state, it has to be a matrix. Several constantly used states are integrated into the package for convenience, as shown in Table 1, and more will be involved in the future. The basis of these states is the same as the input Hamiltonian. If $(1, 0)^T := |0\rangle$ and $(0, 1)^T := |1\rangle$, then the functions `PlusState()` and `MinusState()` are in fact the states $(|0\rangle + |1\rangle)/\sqrt{2}$ and $(|0\rangle - |1\rangle)/\sqrt{2}$. `BellState(1)` to `BellState(4)` are the states $(|00\rangle + |11\rangle)/\sqrt{2}$, $(|00\rangle - |11\rangle)/\sqrt{2}$, $(|01\rangle + |10\rangle)/\sqrt{2}$, and $(|01\rangle - |10\rangle)/\sqrt{2}$, respectively. Some Julia packages like `QuantumOptics.jl` [11] and `QuantumInformation.jl` [12] also contain many well-used quantum states, and the users can also call them for the generation of probe states.

The parameterization process plays a critical role in quantum parameter estimation. In general, this process is realized by quantum dynamics. In `QuanEstimation.jl`, the focus is primarily on the dynamics governed by the master equation in the Lindblad form:

$$\partial_t \rho = -i[H, \rho] + \sum_i \gamma_i \left(\Gamma_i \rho \Gamma_i^\dagger - \frac{1}{2} \{ \rho, \Gamma_i^\dagger \Gamma_i \} \right), \quad (1)$$

where ρ is the evolved density matrix, H is the total Hamiltonian, and Γ_i and γ_i are the i th decay operator and decay rate, respectively. γ_i could either be constant (a float number) or time-dependent (a vector). In the meantime,

Function name	Probe state
PlusState()	$\left(\frac{1}{\sqrt{2}}, \frac{1}{\sqrt{2}}\right)^T$
MinusState()	$\left(\frac{1}{\sqrt{2}}, -\frac{1}{\sqrt{2}}\right)^T$
BellState(1)	$\left(\frac{1}{\sqrt{2}}, 0, 0, \frac{1}{\sqrt{2}}\right)^T$
BellState(2)	$\left(\frac{1}{\sqrt{2}}, 0, 0, -\frac{1}{\sqrt{2}}\right)^T$
BellState(3)	$\left(0, \frac{1}{\sqrt{2}}, \frac{1}{\sqrt{2}}, 0\right)^T$
BellState(4)	$\left(0, \frac{1}{\sqrt{2}}, -\frac{1}{\sqrt{2}}, 0\right)^T$

Table 1: Some integrated quantum states in QuanEstimation.jl.

QuanEstimation.jl can also deal with the non-dynamical processes, such as the quantum channels described by Kraus operators, i.e.,

$$\rho = \sum_i K_i \rho_0 K_i^\dagger, \quad (2)$$

where K_i is the i th Kraus operator satisfying $\sum_i K_i^\dagger K_i = \mathbb{1}$ with $\mathbb{1}$ the identity operator, and ρ_0 is the probe state.

In QuanEstimation.jl, the master equations can be defined via the function `Lindblad()`, and the quantum channels can be defined via the function `Kraus()`. Simplified demonstration codes for calling these two functions are as follows:

```
julia> dynamics = Lindblad(
    H0, dH, tspan, Hc, decay;
    ctrl=ZeroCTRL(), dyn_method=:Ode)
julia> channel= Kraus(K, dK)
```

In the function `Lindblad()`, the argument `tspan` is an array representing the time length for the evolution. In general, the argument `H0` is a matrix or a vector of matrices representing the full Hamiltonian in the noncontrolled scheme or the free (noncontrolled) part of the Hamiltonian in the controlled scheme. It is a matrix when the Hamiltonian is time-independent and a vector with the length equivalent to that of `tspan` when it is time-dependent. The argument `dH` is a vector of matrices containing the derivatives of the Hamiltonian for the parameters to be estimated, same as that in the hybrid-language package [1].

Moreover, the Hamiltonian and its derivative can also be defined by functions. This can be done with the help of the function `Hamiltonian()`, which takes the functions `H0(u)`, `dH(u)` and the

values of `u` (a float number or a vector) as arguments. It is a multiparameter scenario when `u` is a vector. The output type of `H0(u)` should be a matrix or a vector of matrices, and that of `dH` should be a vector of matrices. In the case that the Hamiltonian is time-dependent, the functions should be in the form of `H0(u,t)` and `dH(u,t)`. The demonstration codes for calling `Lindblad()` with the functions `H0(u)` and `dH(u)` are as follows:

```
julia> H0(u) = (σ_x()*cos(u)+σ_z()*sin(u))/2
julia> dH(u) = [(-σ_x()*sin(u)+σ_z()*cos(u))/2]
julia> u = pi/4
julia> ham = Hamiltonian(H0, dH, u)
julia> dynamics = Lindblad(ham, tspan, Hc,
    decay; ctrl=ZeroCTRL(), dyn_method=:Ode)
```

The demonstration codes for the multiparameter scenario can be found in the documentation [40].

The argument `decay` is a vector containing both decay operators and decay rates, and its input rule is `decay=[[Gamma1,gamma1], [Gamma2,gamma2],...]`, where `Gamma1` (`Gamma2`) and `gamma1` (`gamma2`) represent the first (second) decay operator and decay rate, respectively. So do others, if there are any. Here the decay rate `gamma1` (`gamma2`) can either be a float number (representing a fixed decay rate) or a vector (representing a time-dependent decay rate), and when it is a vector, its length should be identical with `tspan`. The argument `Hc` is a vector of matrices representing the control Hamiltonians. Its default value is `nothing`, which represents the noncontrolled scheme. The argument `ctrl` is a vector of vectors containing the control amplitudes for the control Hamiltonians given in the argument `Hc`. Its default value `ZeroCTRL` represents the zero control amplitudes for all control Hamiltonians. Some frequently used control amplitudes are integrated into the package for convenience, as given in Table 2, and more will be added in the future.

In `Lindblad()`, the master equation is solved via the package `DifferentialEquations.jl` [10] by default, and the corresponding setting is `dyn_method=:Ode` (or `ode`). Alternatively, it can also be solved via the matrix exponential method by using `dyn_method=:Expm` (or `expm`), which is suitable for small to medium-sized systems.

In the function `Kraus()`, `K` and `dK` are vectors of matrices representing the Kraus operators and corresponding derivatives on the parameters to be estimated. Similar to the function `Lindblad()`, here the Kraus operators and their derivatives can also be defined as functions `K(u)` and `dK(u)`.

Functions	Arguments	Control shape
ZeroCTRL()	\backslash	0
LinearCTRL(k, c0)	k: k , c0: c_0	$kt + c_0$
SineCTRL(A, ω , ϕ)	A: A , ω : ω , ϕ : ϕ	$A \sin(\omega t + \phi)$
SawCTRL(k, n)	k: k , n: n	$2k \left(\frac{nt}{T} - \lfloor 0.5 + \frac{nt}{T} \rfloor \right)$
TriangleCTRL(k, n)	k: k , n: n	$2 \left 2k \left(\frac{nt}{T} - \lfloor 0.5 + \frac{nt}{T} \rfloor \right) \right - 1$
GaussianCTRL(A, μ , σ)	A: A , μ : μ , σ : σ	$A e^{-(t-\mu)^2/(2\sigma)}$
GaussianEdgeCTRL(A, σ)	A: A , σ : σ	$A - A e^{-t^2/\sigma} - A e^{-(t-T)^2/\sigma}$

Table 2: Currently available control functions in QuanEstimation.jl. In the expressions T is the end time of the array $tspan$, and $\lfloor \cdot \rfloor$ denotes the floor function.

In this case, the function `Kraus()` is called via the following format:

```
julia> u = pi/4
julia> channel = Kraus(K, dK, u)
```

More demonstration codes of this case can be found in the documentation [40].

Regarding the measurement, the data type of the input measurement is a vector of matrices with each entry an element of a set of positive operator-valued measure (POVM). If no specific measurement is input, the rank-one symmetric informationally complete POVM (SIC-POVM) will be used as the default choice, which can also be manually invoked via the function `SIC()`.

After the scheme setup is finished, the metrological quantities can be readily evaluated. All the metrological quantities given in the hybrid-language package [1] are available in QuanEstimation.jl, such as the Quantum Cramér-Rao bounds [4, 5] and various types of quantum Fisher information matrix (QFIM) [8], Holevo Cramér-Rao bound (HCRB) [13–16], and Nagaoka-Hayashi bound (NHB) [16–18]. Demonstration codes for their calculations in QuanEstimation.jl is as follows:

```
julia> dynamics = Lindblad(
    H0, dH, tspan, Hc, decay;
    ctrl=ZeroCTRL(), dyn_method=:Ode)
julia> scheme = GeneralScheme(;
    probe=PlusState(), param=dynamics,
    measurement=SIC(2))
GeneralScheme
├─ StatePreparation::DensityMatrix
├─ Parameterization::LindbladDynamics
├─ Measurement::POVM
julia> QFIM(scheme; LDtype=:SLD)
julia> CFIM(scheme)
julia> HCRB(scheme, W)
julia> NHB(scheme, W)
```

In the function `QFIM()`, the keyword argument `LDtype=:SLD` means that the calculated QFIM is based on the symmetric logarithmic derivative (SLD), same as that in the hybrid-language package. Details of calling other types of QFIM can be found in Ref. [1]. In the functions `HCRB()` and `NHB()`, the argument `W` represents the weight matrix, and its definition can also be found in Ref. [1]. In the case that a prior distribution exists, Bayesian types of QFIM or other tools like the Van Trees bound (VTB) [19], and its quantum version (QVTB), also known as Tsang-Wiseman-Caves bound [20], should be used for the evaluation of precision limit. Here we present the demonstration codes for the calculations of VTB and QVTB:


```

julia> x = range(0, pi; length=200)
julia> mu = pi/2
julia> p = x .|> x->exp(-(x-mu)^2/2)
julia> dp = x .|> x->-(x-mu)*exp(-(x-mu)^2/2)
julia> dynamics = Lindblad(
    H0, dH, tspan, Hc, decay;
    ctrl=ZeroCTRL(), dyn_method=:Ode)
julia> scheme = GeneralScheme(;
    probe=state, param=dynamics,
    measurement=M, x=x,p=p, dp=dp)
GeneralScheme
├─ StatePreparation::DensityMatrix
├─ Parameterization::LindbladDynamics
├─ Measurement::POVM
├─ ParameterRegion
├─ PriorDistribution
├─ DistributionDerivative
julia> VTB(scheme)
julia> QVTB(scheme)

```

The outputs of all these functions are vectors representing the time evolutions of the metrological quantities.

The advantage of using `GeneralScheme()` is the flexible choice of physical systems. In principle, any quantum system can be implemented in `QuanEstimation.jl` to evaluate the metrological quantities or perform scheme design, regardless of the computing efficiency. However, many physicists mainly focus on certain specific physical systems. The convenience of scheme setup and computing efficiency of scheme design for these systems are critical to them, which may not be fully satisfying with the function `GeneralScheme()`. For the sake of improving the efficiency of scheme setup and scheme design for certain specific systems, the modules are developed in `QuanEstimation.jl`, which is a significant feature that did not appear in the last version of the hybrid-language package [1], and will be thoroughly introduced in the next section.

3.2 Modules for specific systems

Many quantum systems have present significant advantages in various scenarios of quantum parameter estimation, such as the Nitrogen-vacancy centers [21], cold atoms [7, 22], trapped ions [23], and quantum circuits [23–25]. For these specific quantum systems, the Hamiltonian structures and the parameters to be estimated are usually fixed. Hence, for the researchers focusing on a specific quantum system, especially those not experienced in Julia or even coding, a module that integrates the Hamiltonian and other in-

formation of this system would make `QuanEstimation.jl` more user-friendly. In the meantime, a module for a specific physical system would also make it easier to adjust the codes according to the features of this system and implement the algorithms that are particularly efficient for the scheme design in this system. The computing efficiency of the scheme design would then be improved.

All specific system modules will be structurally written as independent packages for the convenience of development and maintenance. However, they can be directly called when using `QuanEstimation` is applied. Currently, most modules are still under construction and will be available in both the hybrid-language package and Julia package in a short time. In this paper we take the Nitrogen-vacancy center magnetometer as an example of the modules and demonstrate its usage. The Hamiltonian of the Nitrogen-vacancy center is [26–29]

$$H_0/\hbar = DS_3^2 + g_S \vec{B} \cdot \vec{S} + g_I \vec{B} \cdot \vec{I} + \vec{S}^T \mathcal{A} \vec{I}, \quad (3)$$

where $S_i = s_i \otimes \mathbb{1}$ and $I_i = \mathbb{1} \otimes \sigma_i$ ($i = 1, 2, 3$) are the electron and nuclear (^{15}N) operators. s_1, s_2 and s_3 are spin-1 operators with the expressions

$$s_1 = \frac{1}{\sqrt{2}} \begin{pmatrix} 0 & 1 & 0 \\ 1 & 0 & 1 \\ 0 & 1 & 0 \end{pmatrix}, \quad (4)$$

$$s_2 = \frac{1}{\sqrt{2}} \begin{pmatrix} 0 & -i & 0 \\ i & 0 & -i \\ 0 & i & 0 \end{pmatrix}, \quad (5)$$

$$s_3 = \text{diag}(1, 0, -1), \quad (6)$$

where $\text{diag}()$ denotes the diagonal matrix. The vectors $\vec{S} = (S_1, S_2, S_3)^T$, $\vec{I} = (I_1, I_2, I_3)^T$, and \mathcal{A} is the hyperfine tensor, and in this case $\mathcal{A} = \text{diag}(A_1, A_1, A_2)$ with A_1 and A_2 the axial and transverse magnetic hyperfine coupling coefficients. The hyperfine coupling between the magnetic field and the electron is approximated to be isotopic. $g_S = g_e \mu_B / \hbar$ and $g_I = g_n \mu_n / \hbar$ with g_e (g_n) the g factor of the electron (nuclear), μ_B (μ_n) the Bohr (nuclear) magneton, and \hbar the Plank's constant. \vec{B} is the external magnetic field that needs to be estimated. In this system, the control Hamiltonian can be expressed by

$$H_c/\hbar = \sum_{i=1}^3 \Omega_i(t) S_i, \quad (7)$$

where $\Omega_i(t)$ is a time-varying Rabi frequency. Due to the fact that the electron suffers from the noise of dephasing in practice, the dynamics of the Nitrogen-vacancy center is then described by

$$\partial_t \rho = -i[H_0 + H_c, \rho] + \frac{\gamma}{2}(S_3 \rho S_3 - S_3^2 \rho - \rho S_3^2), \quad (8)$$

where γ is the dephasing rate, which is usually inversely proportional to the dephasing time T_2^* .

In `QuanEstimation.jl`, this module can be used to define the scheme by calling the function `NVMagnetometerScheme()`. The coefficients of the Hamiltonian in the module are taken as those given in Refs. [26, 27]. After the scheme is defined, the scheme evaluation and design can be further applied. The demonstration codes for calling this module and evaluating the value of QFI are as follows:

```

julia> scheme = NVMagnetometerScheme()
NVMagnetometerScheme
├─ StatePreparation => DensityMatrix
│  └─ ndim = (6,)
│     └─  $\psi_0 = [0.7071067811865475, 0.0, 0.0, 0.0, 0.7071067811865475, 0.0]$ 
├─ Parameterization => LindbladDynamics
│  └─ tspan = 0.0:0.01:2.0
│     └─ Hamiltonian => NVCenterHamiltonian
│        └─ D = 18032.741831605414
│           └─ gS = 176.1176841602438
│              └─ gI = 0.027143360527015815
│                 └─ A1 = 22.933626371205488
│                    └─ A2 = 19.038051480754145
│                       └─ B = [0.5, 0.5, 0.5]
├─ Controls
│  └─ Hc = [S1, S2, S3]
│     └─ ctrl = nothing
├─ decays
│  └─ decay_opt => [S3]
│     └─  $\gamma = 6.283185307179586$ 
└─ Measurement
   └─ M = nothing
julia> F = QFIM(scheme)

```

The progress of other modules, such as the Mach-Zehnder interferometer, cold atoms, trapped ions, and quantum circuits, will be constantly updated in the documentation [40].

4 Scheme design

Scheme design is the major mission of `QuanEstimation.jl`, and also the key reason why Julia is used to write the computational core of the hybrid-language package [1]. In `QuanEstimation.jl`, the process of scheme design consists of three steps, including initialization, optimization,

and output, as shown in Fig. 2. Three elements are required in the first step. Apart from defining the scheme, the optimization scenario must be specified, and the objective function and optimization algorithm should be chosen.

As discussed in the previous section, the scheme can be defined via the general approach or specific system modules. Specifying the optimization scenario means the user needs to clarify which part of the scheme needs to be optimized. Currently, the package includes probe state optimization, control optimization, measurement optimization, and comprehensive optimization, same as those in the hybrid-language package. Detailed introduction of them can be found in Ref. [1]. The probe state, control, measurement, and comprehensive optimization can be specified via the functions `StateOpt()`, `ControlOpt()`, `MeasurementOpt()`, and `CompOpt()`. In the case of measurement optimization, `QuanEstimation.jl` now provides three types of scenarios, including rank-one projective measurements, linear combinations, and rotations of a set of input measurements. The desired optimization strategy can be selected by setting `mtype='Projection'`, `mtype='LC'`, or `mtype='Rotation'`, respectively. Regarding the comprehensive optimization, four types of joint optimization, including the probe state and measurement (realized by setting `type=:SM`), probe state and control (`type=:SC`), control and measurement (`type=:CM`), and all three variables together (`type=:SCM`), can be executed.

After specifying the optimization scenario, the objective function and algorithm for optimization should be chosen. This part can be neglected if the user has no preference on the objective function and algorithm since all scenarios have default choices. Most metrological tools can be taken as the objective function. `QuanEstimation.jl` includes both gradient-based algorithms, such as the gradient ascent pulse engineering algorithm and its advanced version based on automatic differentiation, and gradient-free algorithms such as particle swarm optimization and differential evolution. Details of the available algorithms and objective functions in each scenario can be found in Ref. [1].

The information created in the step of initialization is stored as a `struct` in `QuanEstimation.jl`, which not only contains the information of the

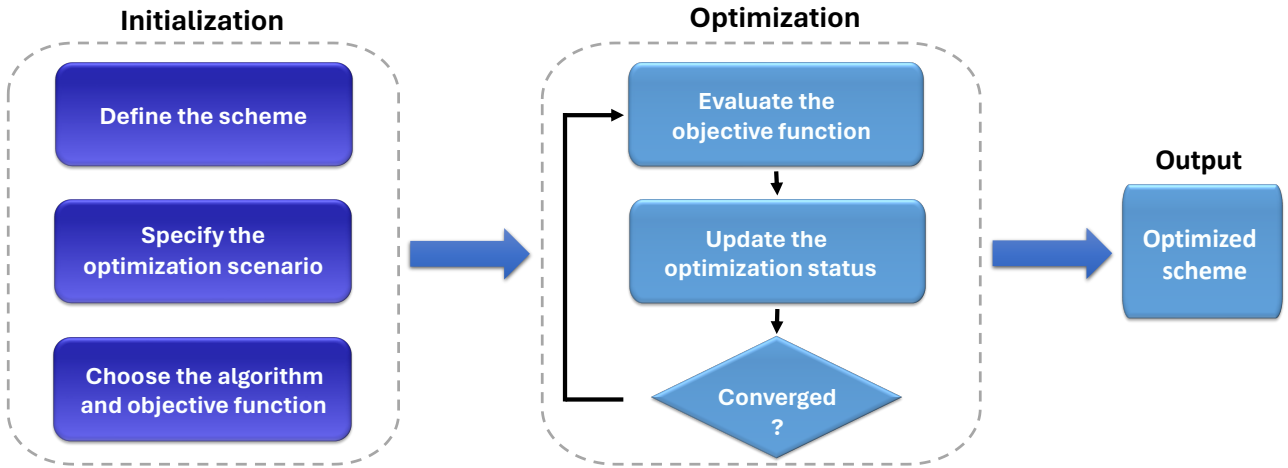


Figure 2: The process of scheme design in `QuanEstimation.jl`, which includes three steps: (1) initialization, (2) optimization, and (3) output.

scheme but also the supplementary information that can assist the precision analysis of the optimized scheme, such as the number of iterations used during the optimization process and the convergence criteria of optimization.

Once the initialization is finished, the scheme is then ready to be optimized. In the step of optimization, the scheme data are updated by the selected optimization algorithm, and the objective function is evaluated, as shown in Fig. 2. This process continues until the convergence conditions are met. After the value of the objective function is converged, the optimized scheme is then output. The data will be saved into files (HDF5 format with extension name `.dat`) via the `JLD2` package and printed on the screen.

Here we provide the demonstration codes for the scenario of control optimization:

```

julia> scheme = NVMagnetometerScheme()
julia> opt = ControlOpt()
ControlOpt
├─ ctrl = ZeroCTRL
└─ ctrl_bound = [-Inf, Inf]
julia> optimize!(scheme, opt;
    algorithm=autoGRAPE(), savefile=true)
  
```

More examples and demonstrations of other scenarios can be found in the documentation [40].

Adaptive measurement is another well-used scenario in quantum parameter estimation [9, 31–37], in which a vector of tunable parameters is used to enhance the measurement precision. Similar to the hybrid-language package, `QuanEstimation.jl` can also realize adaptive measurements. To do it, the function `AdaptiveStrategy()` should be used first before defining the scheme to claim

the regime of the parameters to be estimated, the prior distribution, and its derivatives to the parameters. The process of scheme setup is the same as other scenarios, which can be realized via `GeneralScheme()` or certain specific system modules. Then the function `adapt!()` is called to perform the adaptive measurement. The simplified demonstration codes for the adaptive measurement are as follows:

```

julia> strat = AdaptiveStrategy(;
    x=x, p=p, dp=dp)
julia> scheme = GeneralScheme(;
    probe=state, param=dynamics,
    measurement=M, strat=strat)
julia> adapt!(scheme; method="FOP",
    savefile=false, max_episode=1000)
  
```

More details on the usage of adaptive measurement are given in Ref. [1] and the documentation [40]. The online and offline adaptive phase estimations in the Mach-Zehnder interferometer are integrated into the module of Mach-Zehnder interferometer, and will be thoroughly introduced in another paper.

5 Numerical error evaluation and control

To evaluate the numerical precision of the output scheme or the calculated mathematical tools, the computational errors should be evaluated, and sometimes even controlled. `QuanEstimation.jl` provides two functions `error_evaluation()` and `error_control()` to help the users perform the error evaluation and control. The error evalua-

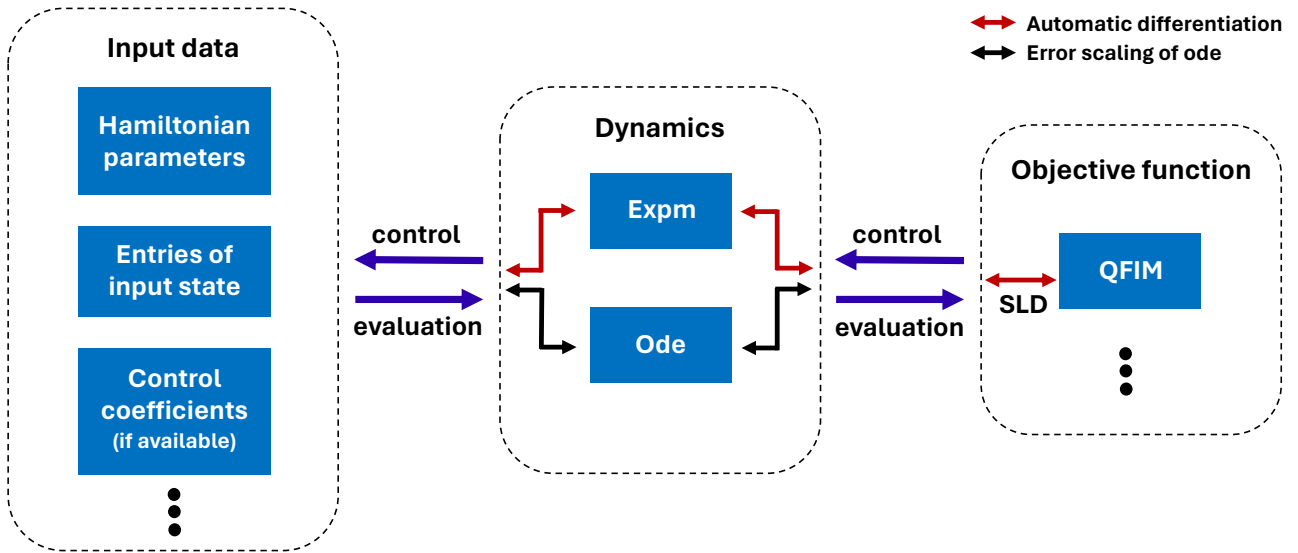


Figure 3: Processes of computational error evaluation and control in QuanEstimation.jl.

tion uses the given precision of the input data to evaluate the error scaling of the output, and the error control uses the given error of the output to provide a suggested precision scaling of the input data. The demonstration codes for their usage are given as follows:

```

julia> error_evaluation(scheme::Scheme;
    input_error_scaling=1e-8,
    objective=:QFIM, SLD_eps=1e-8)
julia> error_control(scheme::Scheme;
    output_error_scaling=1e-9,
    objective=:QFIM, SLD_eps=1e-8)

```

In QuanEstimation.jl, the total error of the output, such as the QFIM, is evaluated via the error propagation relation

$$\delta f = \sqrt{\sum_i \left(\frac{\partial f}{\partial x_i}\right)^2 \delta^2 x_i}, \quad (9)$$

where $f = f(x_1, x_2, \dots)$ is the output with x_i the i th input parameter. δf and δx_i represent the errors of f and x_i , respectively. The specific processes of error evaluation and control in the package are illustrated in Fig. 3.

The function `error_evaluation()` provides the evaluated error scaling of the output at the final evolution time according to the given precision of the input data. In the evaluation process, the precision of the input data is assumed to be the same, which can be set via the key argument `input_error_scaling` in the function. In practice, if not all the input data can be set to the same precision, the input precision used for error

evaluation can be taken as the worst one among them. In the case that the dynamics is calculated by the method `Expm` (`dyn_method=:Expm`), the gradients in Eq. (9) are all evaluated via automatic differentiation through chain rules, as shown in Fig. 3. When the dynamics is solved by `Ode` (`dyn_method=:Ode`), the errors of the evolved state and its derivatives are roughly evaluated as the summation of the input precision scaling and the time step to the fourth power, which is due to the fact that the global error of Tsitouras 5/4 Runge-Kutta method can be roughly expressed by $\mathcal{O}(h^4)$ [38] with h the time step. In the case of adaptive timestepping, the largest time step is used to evaluate the global error. Next, the evolved state and its derivatives are taken as the new input and the error of output is further evaluated via the error propagation relation, in which the gradients are also evaluated by automatic differentiation.

In the case that the output is the QFIM, the machine epsilon (set by the keyword argument `SLD_eps`) in the calculation of SLD would also contribute to the final error. Here the machine epsilon means that if an eigenvalue of the density matrix is less than the given value, it will be truncated to zero in the calculation of SLD [1]. A proper setting of `SLD_eps` would help to improve the calculation stability of the QFIM. When the function `error_evaluation()` is executed, the difference between the QFIMs before and after the truncation is applied will be shown on the screen (denoted by δF). If this value is too large, the

value of `SLD_eps` should be reset.

The function `error_control()` provides a suggested precision scaling of the input data based on the required error scaling of the output, which is set by the argument `output_error_scaling`. We still assume the precision of all input data is the same in this function. In practice, the users can take this suggested precision as the worst precision requirement for all input data. As long as the precision of all inputs is higher than the suggested scaling, the error of output would meet the user's requirement. In the case that `ExpM` is applied, the suggested input precision scaling is fully evaluated via Eq. (9). When `Ode` is applied, the required error of the evolved state is also evaluated by automatic differentiation, and then the suggested input precision is calculated as the difference between the error of the evolved state and the (largest) time step to the fourth power.

6 Summary

The development of `QuanEstimation.jl` aims at efficient scheme evaluation and design for quantum parameter estimation. This package can work as the computational core of its hybrid-language counterpart or as an independent package. The usage of `QuanEstimation.jl` is based on the construction of schemes. Once a scheme is constructed, all the metrological quantities discussed in Ref. [1] can be evaluated and the optimal schemes can be provided according to the user's requirements. To balance the versatility and efficiency, we introduce modules in the package for specific physical systems and demonstrate its usage with the Nitrogen-vacancy center magnetometer. Several modules are now under construction and will be available soon. In the meantime, now we are also working on the integration of more cutting-edge computing techniques to further improve the computing efficiency for scheme design. The package version of `QuanEstimation.jl` with respect to the contents of this paper is v0.2.0. The source codes can be found in GitHub [39] and the documentation is available in the link in Ref. [40].

7 Acknowledgments

The authors would especially like to thank Dr. Mao Zhang for her significant contributions

to the coding, and would also like to thank Mr. Zheng-Wei An, and Mr. Xin-Ze Yan for their help on the coding and useful suggestions. This work was supported by the National Natural Science Foundation of China through Grant No. 12175075.

References

- [1] M. Zhang, H.-M. Yu, H. Yuan, X. Wang, R. Demkowicz-Dobrzański, and J. Liu, `QuanEstimation`: An open-source toolkit for quantum parameter estimation, *Phys. Rev. Res.* **4**, 043057 (2022).
- [2] K. Beloy *et al.* (Boulder Atomic Clock Optical Network (BACON) Collaboration), Frequency ratio measurements at 18-digit accuracy using an optical clock network, *Nature (London)* **591**, 564 (2021).
- [3] H. Bao, J. Duan, S. Jin, X. Lu, P. Li, W. Qu, M. Wang, I. Novikova, E. E. Mikhailov, K.-F. Zhao, K. Mølmer, H. Shen and Y. Xiao, Spin squeezing of 1011 atoms by prediction and retrodiction measurements, *Nature (London)* **581**, 159 (2020).
- [4] C. W. Helstrom, *Quantum Detection and Estimation Theory* (Academic, New York, 1976).
- [5] A. S. Holevo, *Probabilistic and Statistical Aspects of Quantum Theory* (North-Holland, Amsterdam, 1982).
- [6] D. Braun, G. Adesso, F. Benatti, R. Floreanini, U. Marzolino, M. W. Mitchell, and S. Pirandola, Quantum-enhanced measurements without entanglement, *Rev. Mod. Phys.* **90**, 035006 (2018).
- [7] L. Pezzè, A. Smerzi, M. K. Oberthaler, R. Schmied, and P. Treutlein, Quantum metrology with nonclassical states of atomic ensembles, *Rev. Mod. Phys.* **90**, 035005 (2018).
- [8] J. Liu, H. Yuan, X.-M. Lu, and X. Wang, Quantum Fisher information matrix and multiparameter estimation, *J. Phys. A: Math. Theor.* **53**, 023001 (2020).
- [9] J. Liu, M. Zhang, H. Chen, L. Wang, and H. Yuan, Optimal Scheme for Quantum Metrology, *Adv. Quantum Technol.* **5**, 2100080 (2022).
- [10] C. Rackauckas and Q. Nie, `DifferentialEquations.jl` – A Performant and Feature-Rich

- Ecosystem for Solving Differential Equations in Julia, *J. Open Res. Software* **5**, 15 (2017).
- [11] S. Krämer, D. Plankensteiner, L. Ostermann, and H. Ritsch, QuantumOptics.jl: A Julia framework for simulating open quantum systems, *Comput. Phys. Commun.* **227**, 109 (2018).
- [12] P. Gawron, D. Kurzyk, and Ł. Pawela, QuantumInformation.jl-A Julia package for numerical computation in quantum information theory *PLoS ONE* **13**, e0209358 (2018).
- [13] A. S. Holevo, Statistical decision theory for quantum systems, *J. Multivariate Anal.* **3**, 337-394 (1973).
- [14] R. Demkowicz-Dobrzański, W. Górecki, and M. Guţă, Multi-parameter estimation beyond Quantum Fisher Information, *J. Phys. A: Math. Theor.* **53**, 363001 (2020).
- [15] M. Hayashi and K. Matsumoto, Asymptotic performance of optimal state estimation in qubit system, *J. Math. Phys.* **49**, 102101 (2008).
- [16] H. Nagaoka, *A new approach to Cramér-Rao bounds for quantum state estimation*, in *Asymptotic Theory Of Quantum Statistical Inference: Selected Papers* (World Scientific, Singapore, 2005), pp. 100-112.
- [17] M. Hayashi, editor, *Asymptotic Theory of Quantum Statistical Inference: Selected Papers* (World Scientific, Singapore, 2005).
- [18] L. O. Conlon, J. Suzuki, P. K. Lam, and S. M. Assad, Efficient computation of the Nagaoka-Hayashi bound for multiparameter estimation with separable measurements, *npj Quantum Inf.* **7**, 110 (2021).
- [19] H. L. Van Trees, *Detection, estimation, and modulation theory: Part I* (Wiley, New York, 1968).
- [20] M. Tsang, H. M. Wiseman, and C. M. Caves, Fundamental Quantum Limit to Waveform Estimation, *Phys. Rev. Lett.* **106**, 090401 (2011).
- [21] C. L. Degen, F. Reinhard, and P. Cappellaro, Quantum sensing, *Rev. Mod. Phys.* **89**, 035002 (2017).
- [22] J. Huang, M. Zhuang, and C. Lee, Entanglement-enhanced quantum metrology: from standard quantum limit to Heisenberg limit, [arXiv:2402.03572](https://arxiv.org/abs/2402.03572).
- [23] C. D. Marciniak, T. Feldker, I. Pogorelov, R. Kaubruegger, D. V. Vasilyev, R. van Bijnen, P. Schindler, P. Zoller, R. Blatt, and T. Monz, Optimal metrology with programmable quantum sensors, *Nature (London)* **603**, 604-609 (2022).
- [24] Z.-E. Su, Y. Li, P. P. Rohde, H.-L. Huang, X.-L. Wang, L. Li, N.-L. Liu, J. P. Dowling, C.-Y. Lu, and J.-W. Pan, Multiphoton Interference in Quantum Fourier Transform Circuits and Applications to Quantum Metrology, *Phys. Rev. Lett.* **119**, 080502 (2017).
- [25] R. Kaubruegger, A. Shankar, D. V. Vasilyev, and P. Zoller, Optimal and Variational Multiparameter Quantum Metrology and Vector-Field Sensing, *PRX Quantum* **4**, 020333 (2023).
- [26] J. F. Barry, J. M. Schloss, E. Bauch, M. J. Turner, C. A. Hart, L. M. Pham, and R. L. Walsworth, Sensitivity optimization for NV-diamond magnetometry, *Rev. Mod. Phys.* **92**, 015004 (2020).
- [27] S. Felton, B. L. Cann, A. M. Edmonds, S. Liggins, R. J. Cruddace, M. E. Newton, D. Fisher, and J. M. Baker, Electron paramagnetic resonance studies of nitrogen interstitial defects in diamond, *J. Phys.: Condens. Matter* **21**, 364212 (2009).
- [28] I. Schwartz, J. Scheuer, B. Tratzmiller, S. Müller, Q. Chen, I. Dhand, Z.-Y. Wang, C. Müller, B. Naydenov, F. Jelezko, and M. B. Plenio, Robust optical polarization of nuclear spin baths using Hamiltonian engineering of nitrogen-vacancy center quantum dynamics, *Sci. Adv.* **4**, eaat8978 (2018).
- [29] P. Rembold, N. Oshnik, M. M. Müller, S. Montangero, T. Calarco, and E. Neu, Introduction to quantum optimal control for quantum sensing with nitrogen-vacancy centers in diamond, *AVS Quantum Sci.* **2**, 024701 (2020).
- [30] J. Bezanson, S. Karpinski, V. B. Shah, and A. Edelman, Julia: A fast dynamic language for technical computing, [arXiv:1209.5145](https://arxiv.org/abs/1209.5145).
- [31] D. W. Berry and H. M. Wiseman, Optimal States and Almost Optimal Adaptive Measurements for Quantum Interferometry, *Phys. Rev. Lett.* **85**, 5098 (2000).
- [32] D. W. Berry, H. M. Wiseman, and J. K. Breslin, Optimal input states and feedback for interferometric phase estimation, *Phys. Rev. A* **63**, 053804 (2001).
- [33] A. Hentschel and B. C. Sanders, Machine

- Learning for Precise Quantum Measurement, *Phys. Rev. Lett.* **104**, 063603 (2010).
- [34] A. Hentschel and B. C. Sanders, Efficient Algorithm for Optimizing Adaptive Quantum Metrology Processes, *Phys. Rev. Lett.* **107**, 233601 (2011).
- [35] N. B. Lovett, C. Crosnier, M. Perarnau-Llobet, and B. C. Sanders, Differential Evolution for Many-Particle Adaptive Quantum Metrology, *Phys. Rev. Lett.* **110**, 220501 (2013).
- [36] K. Rambhatla, S. E. D'Aurelio, M. Valeri, E. Polino, N. Spagnolo, and F. Sciarrino, Adaptive phase estimation through a genetic algorithm, *Phys. Rev. Res.* **2**, 033078 (2020).
- [37] A. A. Berni, T. Gehring, B. M. Nielsen, V. Händchen, M. G. A. Paris, and U. L. Andersen, *Ab initio* quantum-enhanced optical phase estimation using real-time feedback control, *Nat. Photon.* **9**, 577 (2015).
- [38] C. Tsitouras, Runge-kutta pairs of order 5 (4) satisfying only the first column simplifying assumption, *Comput. Math. Appl.* **62**, 770 (2011).
- [39] github.com/QuanEstimation/QuanEstimation.jl
- [40] quanestimation.github.io/QuanEstimation/