

# CELA: Cost-Efficient Language Model Alignment for CTR Prediction

Xingmei Wang  
University of Science and Technology  
of China, China  
xingmeiwang@mail.ustc.edu.cn

Weiwen Liu  
Huawei Noah’s Ark Lab, China  
liuweiw8@huawei.com

Xiaolong Chen  
University of Science and Technology  
of China, China  
chenxiaolong@mail.ustc.edu.cn

Qi Liu  
University of Science and Technology  
of China, China  
qiliu67@mail.ustc.edu.cn

Xu Huang  
University of Science and Technology  
of China, China  
xuhuangs@mail.ustc.edu.cn

Defu Lian\*  
University of Science and Technology  
of China, China  
liandefu@ustc.edu.cn

Xiangyang Li  
Huawei Noah’s Ark Lab, China  
lixiangyang34@huawei.com

Yasheng Wang  
Huawei Noah’s Ark Lab, China  
wangyasheng@huawei.com

Zhenhua Dong  
Huawei Noah’s Ark Lab, China  
dongzhenhua@huawei.com

Ruiming Tang  
Huawei Noah’s Ark Lab, China  
tangruiming@huawei.com

## ABSTRACT

Click-Through Rate (CTR) prediction holds a paramount position in recommender systems. The prevailing ID-based paradigm underperforms in cold-start scenarios due to the skewed distribution of feature frequency. Additionally, the utilization of a single modality fails to exploit the knowledge contained within textual features. Recent efforts have sought to mitigate these challenges by integrating Pre-trained Language Models (PLMs). They design hard prompts to structure raw features into text for each interaction and then apply PLMs for text processing. With external knowledge and reasoning capabilities, PLMs extract valuable information even in cases of sparse interactions. Nevertheless, compared to ID-based models, pure text modeling degrades the efficacy of collaborative filtering, as well as feature scalability and efficiency during both training and inference. To address these issues, we propose Cost-Efficient Language Model Alignment (CELA) for CTR prediction. CELA incorporates textual features and language models while preserving the collaborative filtering capabilities of ID-based models. This model-agnostic framework can be equipped with plug-and-play textual features, with item-level alignment enhancing the utilization of external information while maintaining training and inference efficiency. Through extensive offline experiments, CELA demonstrates superior performance compared to state-of-the-art methods. Furthermore, an online A/B test conducted on an industrial App recommender system showcases its practical effectiveness, solidifying the potential for real-world applications of CELA.

## KEYWORDS

CTR prediction, Pre-trained language model, Textual feature, Cross-Modal Alignment, Recommender Systems

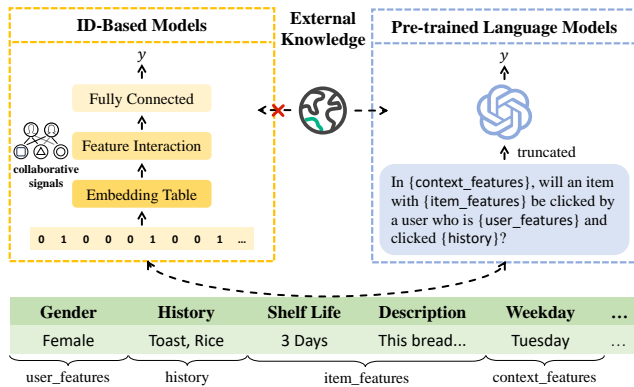
## 1 INTRODUCTION

Recommender systems deliver personalized items to users by analyzing user browsing history and demographics, presenting users with items tailored to their preferences. Click-through Rate (CTR) prediction plays a crucial role in this process by estimating the likelihood that the user will interact with a specific item. This ensures that the displayed items are those most likely to bolster user engagement and revenue.

The ID-based paradigm has garnered considerable success. Notable examples include DeepFM [11], PNN [27], and DCN [33], which focus on high-order explicit feature crossing, while DIN [39] and DIEN [38] are geared towards mining behavior sequences. This paradigm, illustrated on the left side of Figure 1, entails encoding user and item features into sparse one-hot vectors, subsequently transformed into dense embedding vectors via a lookup process. Latent co-occurrences among features are discerned via a feature interaction layer. Over the past decade, the advancement of these models has centered on developing more sophisticated and scenario-adapted feature interaction layers as a means to enhance the overall performance. Despite their prevalence, ID-based models exhibit certain limitations: 1) Dependence on historical data: This dependence can result in suboptimal modeling in scenarios such as cold-start or long-tail elements, where historical interactions for items or features are limited or absent, leading to inadequate learning of embeddings. 2) Limited feature scope: Primarily focusing on categorical and numerical features, ID-based models overlook other modalities like text, which may harbor untapped knowledge that could potentially enhance the model’s effectiveness.

To alleviate these limitations, works such as PTab [23] and CTRL [18] have integrated Pre-trained Language Models (PLMs) into recommender systems. These models employ hard prompts to structure raw features for each interaction, subsequently processed through PLMs for recommendation purposes, as shown on

\*The corresponding author.



**Figure 1: ID-Based Models vs. Pre-trained Language Models (PLMs) for CTR prediction. The former converts tabular data into one-hot vectors, capturing collaborative signals without external knowledge. The latter populates data into a structured prompt, and then feeds the truncated text into a PLM, leveraging external world knowledge for data interpretation.**

the right side of the Figure 1. By adopting natural language to represent features instead of one-hot vectors, this approach preserves the semantic integrity of features. This enables PLMs to apply their external knowledge and reasoning capabilities, effectively capturing valuable information even in cases of sparse interactions. For example, ID-based models struggle to learn embeddings for infrequently interacted items like bread, whereas PLMs utilize external knowledge to classify bread as a type of food, akin to toast. Concurrently, this natural language representation facilitates the integration of textual features, such as item descriptions, thereby augmenting the recommender system’s effectiveness.

However, these text-enhanced models face inherent limitations that hinder their practical deployment, also shown in Figure 1. First, modeling based exclusively on pure text may not be ideally suited for capturing collaborative signals, which often results in reduced performance [18]. Second, scalability issues emerge as the number of features increases, potentially leading to constructed text exceeding the language model’s maximum token limit and thus losing valuable information, particularly when the sequence of user behaviors is extensively long. Furthermore, it becomes impractical to delineate user behaviors in a detailed manner, including the specification of item features for each behavior. Last but not least, to bridge the gap between PLM outputs and recommendation tasks, PLMs are usually fine-tuned at the interaction-level [10, 18, 23, 26], yet this process is notably time-intensive. Such inefficiency inherent in PLM text processing extends to inference as well [1, 10, 22, 23].

To overcome these challenges, we propose the **Cost-Efficient Language Model Alignment (CELA)** for CTR prediction. CELA leverages textual features and PLMs to mitigate the cold-start issue and expand the feature scope. It integrates ID-based models to preserve the collaborative filtering effectiveness, and shifts away from the hard prompt mode, thereby addressing scalability concerns. Through item-level alignment, the PLM is fine-tuned effectively and oriented towards recommendation tasks. CELA is structured as a three-phase paradigm: 1) domain-adaptive pre-training stage,

the PLM is further trained on a corpus of textual features, tailoring it to the specific dataset, while also training an ID-based model; 2) recommendation-oriented modal alignment stage, contrastive learning is employed to align the item text representations with the item feature embeddings of the ID-based model. This alignment is at the item level, ensuring minimal training overhead. Post-alignment, text representations of each item are cached, facilitating efficient access via item identifiers, thereby reducing inference costs; and 3) multi-modal feature fusion stage, these aligned text representations are integrated into a new ID-based model, along with non-textual features, enabling their interplay to identify potential click patterns. The final two stages are structured for alternate execution, ensuring ongoing alignment of the PLM with the progressively refined embedding table.

The main contributions of this paper are summarized as follows:

- We propose a novel paradigm for integrating textual features with ID-based models. This approach is model-agnostic and necessitates minimal modifications to the existing network architecture, rendering it conveniently applicable.
- We develop an item-level alignment strategy to direct the capabilities of the PLM for recommendation tasks, thereby reducing training time overhead and achieving performance enhancements. Moreover, the cached item text representations are indexed by item identifiers during inference, ensuring low latency.
- Comprehensive offline experiments on public and industrial datasets demonstrate the effectiveness of CELA. An online A/B test within an App recommender system further validates CELA’s real-world efficacy and feasibility.

## 2 RELATED WORKS

### 2.1 ID-Based Models for CTR Prediction

ID-based models have been predominant in industry recommendations over the past decade. They capture the characteristics of the items and users by one-hot vectors and learn the collaborative signals to predict the likelihood of a user clicking on an item. Their architectures are meticulously crafted, evolving into increasingly intricate ones. FM [29] stands out as one of the earliest machine learning models to incorporate second-order feature interactions. Both WideDeep [4] and DeepFM [11] incorporate deep components to learn high-level feature interactions. PNN [27] extends the feature interaction function and tightly couples the interaction of first-order and second-order features. AutoInt [30] and DESTINE [36] incorporate self-attention mechanisms to weight different feature interactions. Fi-GNN [19] leverages graph structures to model feature interactions. DCN [33], DCNv2 [34], and EDCN [3] capture meaningful feature crossings automatically, eliminating the need for manual feature engineering or exhaustive searching. DIN [39] and DIEN [38] model user behavior sequences, aiming to capture the relationships between the target and historical behaviors.

### 2.2 Text-Enhanced Models for CTR Prediction

Language models have made remarkable strides, achieving unprecedented natural language understanding and generation. These models are pre-trained on massive datasets and adopt advanced architectures like Transformer [32], enabling diverse applications such

as chatbots [7], translation [37], and content creation [5]. Highlighting their potential in semantic comprehension, language models are considered promising for recommendation. Analyzing extra-textual elements such as ad text, search queries, or user reviews, these models may have the capability to discern user intent and subtle nuances between items, thereby enhancing ID-based ones. P5 [10] represents a paradigm that redefines various tasks into natural language processing (NLP) tasks. By structuring interactions and metadata in natural language and inputting them into T5 [28], it can generate the target response. CTR-BERT [26] concatenates all features along with their respective feature names. It undergoes pre-training and distillation with BERT [6]. Subsequently, BERT encodes the text of users and items, generating representations that serve as inputs for a late fusion MLP. PTab [23] is pre-trained on BERT [6] with a language head using the "field: value" corpus, which is derived from tabular data. It is then fine-tuned for the CTR task, incorporating a classifier head. UniSRec [12] employs a frozen BERT [6] as a text encoder and utilizes a Transformer [32] architecture to model user behaviors. CTRL [18] uses contrastive learning for representation alignment between collaborative and semantic models at the interaction level. The collaborative model, now enriched with semantic information, is fine-tuned and can be deployed without the semantic model.

### 3 PRELIMINARY

#### 3.1 Task Formulation

CTR models are designed to estimate the probability that a user will engage with a specific item—such as music, news, or advertisement—by clicking on it. Mathematically, a CTR model  $f$  fits the likelihood  $P(\cdot)$  of a click event  $y = 1$  based on a variety of input features  $\mathbf{x}$ , such as user profile, browsing history, item characteristics, and contextual information. The predicted CTR is formulated as:

$$\hat{y} = f(\mathbf{x}). \quad (1)$$

Consider a dataset  $\mathcal{D} = \{(\mathbf{x}_k, y_k) | k = 1, \dots, N\}$ , with  $N$  as the total number of interactions. Each pair  $(\mathbf{x}_k, y_k)$ , where  $y_k \in \{0, 1\}$ , represents the  $k$ -th pair of input features and its corresponding ground truth label. Typically, the model  $f$  is trained by minimizing the binary cross-entropy loss:

$$\mathcal{L}_{BCE} = -\frac{1}{N} \sum_{k=1}^N [y_k \log(\hat{y}_k) + (1 - y_k) \log(1 - \hat{y}_k)]. \quad (2)$$

#### 3.2 Embedding Layer

Raw input features are usually categorical and then converted into one-hot or multi-hot vectors. In one-hot encoding, each category is represented by a unique binary vector, whose length matches its cardinality  $C$ , and only one bit is set to 1 to indicate the presence of that category, as shown in Figure 1. In contrast, multi-hot encoding allows for presence of multiple categories at once.

To compress those sparse, high-dimensional vectors into dense, lower-dimensional ones, the embedding layer is utilized. It acts as a lookup table, denoted by  $\mathbf{E}^{(\cdot)} \in \mathbb{R}^{C^{(\cdot)} \times d}$ , which maps each categorical feature into a dense vector of a fixed size  $d$ . Here,  $d$  represents the embedding size. Let  $\mathbf{x}^u$  denote user profile,  $\mathbf{x}^h$  denote browsing history,  $\mathbf{x}^c$  denote contextual information,  $\mathbf{x}^{i,n}$  denote

non-textual features of target item  $i$  and  $\mathbf{x}^{h,n}$  denote non-textual features in user history. This process can be formalized as:

$$\mathbf{e} = \mathbf{x}^u \mathbf{E}^u \circ \mathbf{x}^{h,n} \mathbf{E}^h \circ \mathbf{x}^{i,n} \mathbf{E}^i \circ \mathbf{x}^c \mathbf{E}^c, \quad (3)$$

where  $\circ$  denotes the concatenation function.

## 4 METHODOLOGY

The proposed framework is depicted in Figure 2, encompassing three stages:

- **Domain-Adapted Pre-training (DAP).** It involves further pre-training of a PLM on a corpus comprising item-side text specific to the recommendation dataset, to better adapt the PLM to the unique characteristics of the dataset. Concurrently, a traditional ID-based model is trained.
- **Recommendation-Oriented Modal Alignment (ROMA).** It focuses on aligning the text representations of items from the PLM with the item-side feature embeddings from the ID-Based model in the latent space. Such alignment is essential for tailoring the text representations to recommendation tasks.
- **Multi-Modal Feature Fusion (MF<sup>2</sup>).** The aligned item text representations are treated as a common feature, which is then integrated with non-textual feature embeddings. Subsequently, a new ID-based model is trained to leverage both the aligned text representations and other features, thereby enhancing the overall effectiveness of the recommender system.

Notably, the last two stages are designed to be executed alternatively, where the PLM is continually aligned to the more advanced embedding table.

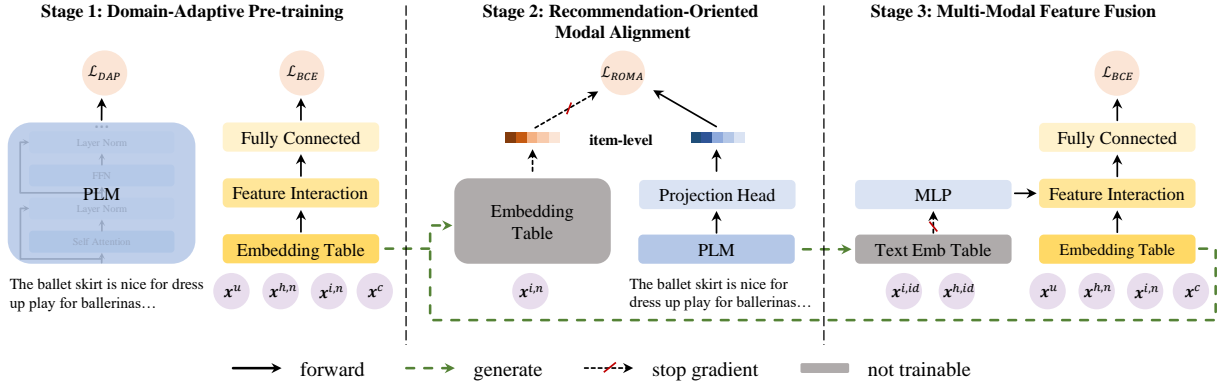
### 4.1 DAP: Domain-Adaptive Pre-training

*4.1.1 Language Model Pre-training.* To enhance the PLM’s understanding of dataset-specific texts, we construct a corpus from item-side texts, rich in detailed explanations and descriptions that go beyond mere hard prompts and categorical features. Leveraging this corpus for further pre-training, we utilize the Masked Language Model Loss (MLM) [6], which masks a portion of tokens within a sentence and calculates the loss for each masked token prediction. For instance, the input text "This ballet skirt is nice for dress up play for ballerinas...." may be masked as "This ballet skirt is [MASK] for dress-up play for [MASK]...", forcing the PLM to predict the mask tokens and give the MLM loss as:

$$\mathcal{L}_{MLM} = -\sum_{i \in \mathcal{I}} \sum_m \log P(\mathbf{x}_m^{i,t} | \mathbf{x}_{\setminus m}^{i,t}), \quad (4)$$

where  $\mathcal{I}$  denotes the item space,  $\mathbf{x}^{i,t}$  denotes item  $i$ ’s textual feature,  $m$  and  $\setminus m$  denote the masked tokens and the rest of the tokens, respectively.

Simultaneously, to enhance item text representations and mitigate the anisotropy issue [8, 17]—where learned representations are constrained to a narrow cone in vector space, reducing expressiveness—we incorporate SimCSE [9] into our framework. SimCSE, an unsupervised technique, employs contrastive learning, treating a text as its own positive pair by feeding it into the PLM twice with standard dropout as the only noise. By drawing positive pairs closer, the PLM is compelled to discern the meanings of texts amidst noise, thereby improving its comprehensive capacity. Moreover,



**Figure 2: The overall framework of CELA.** The first stage involves pre-training a PLM on domain-specific item text alongside training an ID-based model. In the second stage, item text representations from the PLM are aligned with the item-side feature embeddings of the ID-based model in latent space. The third stage merges aligned text representations with non-textual features for training a new ID-based model. The final two stages are executed alternately, as denoted by the green dotted line.

distancing the representations of distinct texts promotes a more uniform distribution of representations in vector space, addressing the anisotropy and yielding superior text representations. This process can be formulated as:

$$\mathcal{L}_{SimCSE} = - \sum_{i \in I} \log \frac{\exp(\text{sim}_1(\mathbf{h}_i, \mathbf{h}'_i) / \tau_1)}{\sum_{j \in I} \exp(\text{sim}_1(\mathbf{h}_i, \mathbf{h}'_j) / \tau_1)}, \quad (5)$$

where  $\text{sim}_1(\cdot)$  denotes the cosine similarity,  $\tau_1$  denotes the temperature that scales the similarity measure, and  $\mathbf{h}_i$  and  $\mathbf{h}'_i$  denote the representations of item  $i$ 's text.

The composite loss function for the PLM's pre-training is:

$$\mathcal{L}_{DAP} = \mathcal{L}_{MLM} + \alpha \mathcal{L}_{SimCSE}, \quad (6)$$

where  $\alpha$  is a weighting parameter that balances the contributions of the MLM loss and SimCSE loss. This integrated approach ensures a comprehensive and nuanced adaptation of the PLM to the specifics of the dataset.

**4.1.2 ID-Based Model Pre-training.** To provide a reference for steering the capabilities of language models towards recommendation tasks, we develop an ID-based model that processes exclusively categorical or numerical features. The model's prediction function is formulated as:

$$\hat{y} = f(x^u, x^{h,n}, x^{i,n}, x^c). \quad (7)$$

The corresponding training loss is defined in Equation 2.

## 4.2 ROMA: Recommendation-Oriented Modal Alignment

Despite the profound domain understanding that the PLM achieves through pretraining, a significant gap persists between their output space and that of collaborative filtering. This discrepancy arises because the capabilities of the PLM extend well beyond what recommendation tasks require. Without targeted training and constraints, the outputs of the PLM may not align with the needs of recommender systems. Consequently, it is crucial to refine and orient the PLM's outputs towards recommendation tasks, a process referred

to as alignment. This essential alignment, which aims to provide a representation of the text feature that can be seamlessly integrated with other features for the next stage, is illustrated in the central portion of Figure 2. The substantial number of parameters in the PLM and the extensive volume of interactions in the dataset render interaction-level alignment inefficient [10, 18, 23]. Consequently, we propose item-level alignment as a solution.

First, the textual and non-textual features on the item side are encoded into their respective representations. For item  $i$ , its non-textual features  $x^{i,n}$ , are encoded utilizing the embedding table from the ID-based model developed in the first stage. Conversely, the textual feature  $x^{i,t}$  is processed through the PLM, followed by a transformation via a projection head. This head is to adjust the dimensionality of the output from the PLM to match that of the non-textual features. This encoding process can be formulated as:

$$\mathbf{e}_i^n = x^{i,n} \mathbf{E}^i, \quad (8)$$

$$\mathbf{e}_i^t = \text{PLM}(x^{i,t}) \mathbf{W} + \mathbf{b}, \quad (9)$$

where  $\mathbf{e}_i^n$  signifies the encoded representation of item  $i$ 's non-textual features, and  $\mathbf{e}_i^t$  represents the encoded textual feature. The terms  $\mathbf{W}$  and  $\mathbf{b}$  are the parameters of the projection head, comprising the matrix and bias, respectively.

Contrastive learning is then utilized to align the representations of textual and non-textual features. Within a given batch, representations of these features from the same item are considered positive pairs, while unmatched representations are treated as negative pairs. Given that both modalities depict the same item, there is an inherent overlap of insights between its positive pair. By incentivizing the model to differentiate between matching and mismatched pairs, contrastive learning facilitates the establishment of correspondence or mapping functions across modalities. The alignment begins with

$$\mathcal{L}_{t,n} = - \frac{1}{|I|} \sum_{i \in I} \log \frac{\exp(\text{sim}_2(\mathbf{e}_i^t, \mathbf{e}_i^n) / \tau_2)}{\sum_{k \in I} \exp(\text{sim}_2(\mathbf{e}_i^t, \mathbf{e}_k^n) / \tau_2)}, \quad (10)$$

where  $\text{sim}_2(\cdot)$  denotes the inner product similarity and  $\tau_2$  denotes another temperature.

To maintain symmetry in the alignment process, a corresponding loss for aligning non-textual representations to textual ones is defined as:

$$\mathcal{L}_{n,t} = -\frac{1}{|I|} \sum_{i \in I} \log \frac{\exp(\text{sim}_2(\mathbf{e}_i^n, \mathbf{e}_i^t) / \tau_2)}{\sum_{k \in I} \exp(\text{sim}_2(\mathbf{e}_i^n, \mathbf{e}_k^t) / \tau_2)}. \quad (11)$$

The overall modal alignment loss combines these two components as:

$$\mathcal{L}_{ROMA} = \mathcal{L}_{t,n} + \mathcal{L}_{n,t}. \quad (12)$$

Training is exclusively confined to the PLM and projection head, with the embedding table remaining non-trainable to prevent disruption of the collaborative filtering space. It is important to emphasize that, the item-level alignment significantly reduces the computational resources and time required for training.

### 4.3 MF<sup>2</sup>: Multi-Modal Feature Fusion

To mitigate suboptimal performance caused by purely text-based recommendations, we preserve the collaborative signals captured by the ID-based model while integrating the PLM as a text encoder. This PLM is tailored to the domain of the textual feature and capable of aligning its outputs to the collaborative space. Serving solely as a text encoder, the PLM prevents scalability issues from increased features, and allows for a detailed description of user behaviors.

To reduce training time and online latency, we create an item text embedding table. Text for each item is processed through the aligned PLM to obtain the embedding, stored for quick access by item identifiers, eliminating the need for real-time PLM processing.

Then, as depicted on the right side of Figure 2, the recommender system is enhanced by integrating the textual feature alongside non-textual features. This textual feature, indexed from the text embedding table using the item’s identifier, is processed using a MLP to ensure dimensional consistency. Within the feature interactions layer, textual and non-textual features are treated uniformly. Such uniformity across all modalities prevents substantial modifications to the original network, thus facilitating its application to any network architecture. This process can be formulated as:

$$\mathbf{e}' = \mathbf{e} \circ \text{MLP}(\mathbf{x}^{i,id} \mathbf{E}^{i,t}) \circ \text{MLP}(\mathbf{x}^{h,id} \mathbf{E}^{i,t}), \quad (13)$$

$$\hat{y} = FC(FI(\mathbf{e}')), \quad (14)$$

where  $\mathbf{E}^{i,t}$  denotes the text embedding table,  $\mathbf{x}^{i,id}$  denotes the target item’s identifier,  $\mathbf{x}^{h,id}$  denotes all the items’ identifiers in user behaviors,  $FI(\cdot)$  denotes the feature interaction layer and  $FC(\cdot)$  denotes the fully connected layer.

### 4.4 Alternate Training

The last two stages, as indicated by the green dotted line in Figure 2, are designed to be executed in an alternate fashion. Following the completion of the embedding table training in the MF<sup>2</sup> stage, we can revert to the ROMA stage. Here, the item text representation is realigned to the newly trained embedding table. Subsequently, this realigned language model is utilized to generate a new text embedding table. This updated table is then employed in the subsequent iteration of the MF<sup>2</sup> stage for further training. This alternate approach allows for iterative refinement and enhancement of both the alignment and fusion processes, thereby progressively improving the overall performance of the model.

**Table 1: Statistics of datasets for offline experiments.**

Dataset	#Users	#Items	#Features	#Samples
Amazon	300,562	100,682	6	4,494,230
MovieLens	92,911	26,084	4	10,146,329
AppGallery	11,056,819	29,759	8	16,398,193

## 5 EXPERIMENTS

In this section, we conduct extensive offline and online experiments to assess CELA by answering these research questions (RQs).

- **RQ1:** How does CELA perform against the state-of-the-art?
- **RQ2:** How is CELA’s efficiency during training and inference?
- **RQ3:** How does CELA perform in cold-start scenarios?
- **RQ4:** How do different components influence CELA?

### 5.1 Experimental Settings

**5.1.1 Datasets.** We conduct offline experiments on three datasets that include textual features. The statistics for these datasets are provided in Table 1.

**Amazon Dataset**<sup>1</sup> includes reviews and product metadata from the Sports subset on Amazon, which is widely used as a benchmark dataset [18, 38, 39]. Following [39], negatives are sampled at a 1:1 ratio. The task is to predict the likelihood of a user reviewing the next item, considering user behaviors and the item descriptions as the textual feature, with the behavior sequence up to 20.

**MovieLens Dataset**<sup>2</sup> collects the rating activity from MovieLens<sup>3</sup>. Due to the necessity to extract movie summaries as the textual feature from provided hyperlinks, we sample 10 million interactions through the random sampling of users. The task is to predict whether a user will like the next item, with a preference indicated by a rating of 3 or higher, based on a sequence of up to 20 user behaviors.

**AppGallery Dataset** comprises application exposure and download records sampled from Huawei AppGallery over eight days. Data from the first seven days constituted the training set, while data from the subsequent day served as the test set. The task is to predict whether the user will download the next application, with application description as the textual feature and a sequence of up to 14 user behaviors.

**5.1.2 Baselines.** Our method is benchmarked against contemporary state-of-the-art models, encompassing both ID-based and text-enhanced models. Classic ID-based models, such as **AutoInt** [30], **DCN** [33], **DCNv2** [34], **FiBiNET** [14], **PNN** [27], **WideDeep** [4], **DeepFM** [11], and **xDeepFM** [21], focus on modeling high-order feature interactions. In contrast, models like **DIN** [39] and **DIEN** [38] specialize in fine-grained user behavior modeling. Text-enhanced models, including **P5** [10] and **PTab** [23], aim to describe data in natural language to elicit responses from language models. **CTR-BERT** [26] integrates traditional and textual features for fusion in a MLP, **UniSRec** [12] utilizes a frozen BERT [6] as its text encoder, and **CTRL** [18] aligns text and tabular data representations to infuse the ID-based model with semantic information.

<sup>1</sup>[https://cseweb.ucsd.edu/~jmcauley/datasets/amazon\\_v2/](https://cseweb.ucsd.edu/~jmcauley/datasets/amazon_v2/)

<sup>2</sup><https://grouplens.org/datasets/movielens/latest/>

<sup>3</sup><http://movielens.org/>

**5.1.3 Evaluation Metrics.** In this research, Area Under the Curve (AUC) and logarithmic loss (Logloss) are adopted as evaluation metrics, both widely acknowledged in the assessment of CTR models [11, 27, 30, 34]. AUC evaluates the model’s capacity to accurately rank a positive instance above a negative one, thereby indicating its ranking efficacy. Logloss, on the other hand, quantifies the degree of correspondence between the predicted and actual CTR, offering a metric for the model’s predictive accuracy.

**5.1.4 Implementation Details.** In our offline experiments, models are implemented using *RecStudio* [20] and *Transformers* [35]. We integrate RoBERTa [24] to enhance the optimal ID-based model. AdamW [25] optimizer facilitates all training stages. For the DAP stage,  $\tau_1$  ranges from [0.001 to 0.1] and  $\alpha$  from [0.1 to 1.5], with a batch size of 32. In the ROMA stage,  $\tau_2$  is 1, batch size is 128, the language model’s learning rate is  $5e-5$ , and projection units are [128,  $f_i d$ ], with  $f_i$  as item-side feature count and  $d$  set at 16. The MF<sup>2</sup> stage uses a batch size of 1024 and standardized hidden units [128, 64, 64] across ID-based models. ID-based models that do not focus on user behavior modeling aggregate user behavior sequences using mean pooling.

## 5.2 Overall Performance (RQ1)

We conduct a comparative performance evaluation of CELA against baselines, with the results detailed in Table 2. We observe that:

- Within ID-based models, DIN and DIEN excel on Amazon, because their fine-grained modeling of user behaviors caters to the pronounced reliance on user behaviors. Conversely, for MovieLens and AppGallery, the dependency on user behaviors appears less critical, resulting in no marked advantage for DIN and DIEN.
- CTRL ranks second to CELA in most cases due to its integration of the semantics into the ID-based model, distinguishing it from traditional ID-based models. Unlike other text-enhanced models, CTRL retains collaborative signals, enhancing its performance.
- Among text-enhanced models, P5 and PTab perform worse than most ID-based models. This observation is consistent with results from [18], corroborating that recommender systems based purely on text generally underperform compared to ID-based models.
- CELA demonstrates superior performance across all datasets, thereby validating three core assertions: firstly, the utilization of the PLM extracts intrinsic knowledge within the textual feature; secondly, employing the PLM solely as a textual feature encoder prevents information loss caused by an increase in features and enables the detailed delineation of items; thirdly, the integration of collaborative signals significantly enhances model efficacy. This last point is further supported by the superior outcomes observed in the CTRL and UniSRec compared to other baselines.

## 5.3 Efficiency Measurement (RQ2)

To explore the practicality of CELA in industrial scenarios, we measure its training duration for one epoch and inference latency for a single batch on the industrial dataset AppGallery, compared to baselines. The training duration is calculated for the most time-consuming stage. Results presented in Table 3 reveals that:

- Within text-enhanced models, the training expenses of P5, PTab, CTRL-BERT, and CTRL are notably high, attributable to their

**Table 2: Performance comparison with baselines. The best and the second best results are in bold and underlined, respectively. \* denotes the statistical significance of the performance difference with respect to the second-best result at the 0.05 level.**

Model	Amazon		MovieLens		AppGallery	
	AUC	Logloss	AUC	Logloss	AUC	Logloss
AutoInt	0.8793	0.4384	0.8348	0.3694	0.8426	0.4777
DCN	0.8784	0.4407	0.8352	0.3673	0.8420	0.4787
DCNv2	0.8809	0.4335	0.8377	0.3659	0.8432	0.4771
FiBiNET	0.8792	0.4365	0.8353	0.3647	0.8428	0.4779
PNN	0.8839	0.4314	0.8361	0.3670	0.8431	0.4774
WideDeep	0.8798	0.4383	0.8348	0.3675	0.8422	0.4787
DeepFM	0.8798	0.4378	0.8375	0.3642	0.8434	0.4771
xDeepFM	0.8811	0.4332	0.8367	0.3679	0.8435	0.4775
DIN	0.8949	0.4110	0.8367	0.3626	0.8437	0.4771
DIEN	0.8937	0.4183	0.8343	0.3659	0.8435	0.4816
P5	0.8847	0.4406	0.8197	0.3820	0.8328	0.4920
PTab	0.8811	0.4582	0.8227	0.3809	0.8364	0.4897
CTR-BERT	0.8763	0.4406	0.8294	0.3676	0.8384	0.4846
UniSRec	0.8826	0.4316	0.8381	<u>0.3620</u>	0.8459	0.4736
CTRL	<u>0.8954</u>	<u>0.4100</u>	<u>0.8385</u>	0.3655	<u>0.8464</u>	<u>0.4729</u>
CELA	<b>0.8996*</b>	<b>0.3996*</b>	<b>0.8426*</b>	<b>0.3574*</b>	<b>0.8481*</b>	<b>0.4704*</b>

complexity, which is implied by the number of parameters. the inference overhead of P5, PTab, and CTR-BERT is also very high for the same reason. Although reducing the update frequency can reduce training costs, employing an outdated language model adversely affects recommendation performance. Therefore, it is not practical to apply them in real-world scenarios.

- UniSRec, by not fine-tuning the language model, maintains training and inference costs comparable to those of DIN. However, using a frozen language model limits its efficacy in recommendation tasks. This limitation stems from the insufficient alignment of the PLM’s knowledge with the specific requirements of the recommendation domain, resulting in suboptimal integration of textual and non-textual features.
- The ROMA stage of CELA necessitates fine-tuning of the language model, but this tuning is conducted at the item level rather than the interaction level. Typically, the number of items is significantly lower than that of interactions, leading to minimal training costs, particularly in contexts with a limited number of items. The training and inference costs of CELA’s MF<sup>2</sup> are on par with those of DIN, making CELA industry-friendly.

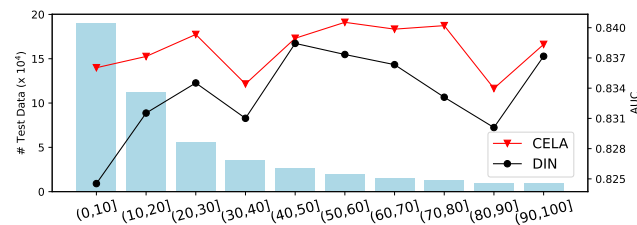
## 5.4 Performance w.r.t. Long-tail Items (RQ3)

To assess CELA’s efficacy in cold-start scenarios, the test dataset is segmented into groups based on item popularity, with the AUC evaluated for each group. As illustrated in Figure 3, CELA consistently outperforms the baseline across all cold-start conditions. This superior performance is attributed to the incorporation of a PLM that leverages embedded external knowledge for text comprehension. Notably, when the popularity falls below 30, the improvements of



**Table 3: Comparison of training and inference efficiency between different models on AppGallery. Params is the number of trainable parameters, the training time is calculated for the whole process and the inference time is calculated for one batch.**

Model	Params (M)	Inference (ms)	Total (h)	
DIN	0.58	61.38	1.76	
P5	60.75	1125.13	170.68	
PTab	102.38	256.54	405.72	
CTR-BERT	102.98	241.55	96.41	
UniSRec	0.54	68.49	3.04	
CTRL	102.98	61.38	52.29	
CELA DAP	(102.88+0.58)	103.46	/ (1.07+1.76)	2.83
CELA ROMA	102.30	/	/	0.30
CELA MF <sup>2</sup>	0.63	69.64	/	2.29
CELA	/	/	/	5.42



**Figure 3: Performance comparison w.r.t. long-tail items on Amazon. The bar graph represents the number of interactions within test data for each group, while the line chart represents the AUC.**

CELA become particularly pronounced. This is because, under such conditions, ID-based models struggle to learn effective embeddings owing to their dependence on historical interactions.

### 5.5 Ablation Study (RQ4)

To explore the impact of different training processes and components on the overall performance of CELA, we conduct an ablation study with designed several variants:

- **DIN + RoBERTa:** Incorporate RoBERTa as the text encoder and directly undergo the MF<sup>2</sup> stage with DIN. It is equivalent to our CELA without the DAP and ROMA stages.
- **CELA w/o DAP:** The DAP stage is removed from CELA.
- **CELA w/o ROMA:** The ROMA stage is removed from CELA.
- **DAP w/o SimCSE:** The SimCSE loss is removed in DAP.
- **DAP w/o MLM:** The MLM loss is removed in DAP.
- **ROMA w/o PLM:** A text embedding table encoded by the PLM replaces the PLM in ROMA.
- **ROMA w/ cos:** Utilizing cosine similarity in ROMA.
- **MF<sup>2</sup> w/o text:** The text embedding table in MF<sup>2</sup> is replaced by DAP’s embedding table from the ID-based model.

Analysis of Table 4 reveals the following insights:

- DIN + RoBERTa yields fewer performance improvements compared to CELA, suggesting that the mere inclusion of textual feature is insufficient for effective information extraction and utilization in recommendation tasks. The extent of the performance impact varies with the degree of overlap between the PLM’s corpus and the textual features in the dataset.
- Removing the DAP stage from CELA leads to a reduction in performance, as it deprives the PLM of the opportunity to comprehend domain-specific knowledge, and the anisotropy issue compromises the PLM’s output expressiveness. Nevertheless, the subsequent ROMA stage aligns the PLM output with the recommendation domain, enabling the recommender system to understand PLM outputs. Although the PLM’s knowledge is not perfectly tailored for the domain, it results in performance that still surpasses that of DIN.
- The removal of the ROMA stage from CELA also leads to diminished performance. While the DAP stage augments the PLM’s capability to comprehend and express the textual feature, a discrepancy between the PLM output space and the collaborative space hinders the recommender system’s understanding of PLM outputs for CTR prediction.
- Removing the SimCSE loss from DAP leads to a performance decline, as it overlooks the anisotropy issue present in PLMs, thereby diminishing expressiveness. Incorporating SimCSE loss is advisable to enhance the quality of text representations.
- Removing the MLM loss from DAP results in diminished performance. This is because MLM, serving as a widely adopted pretraining loss, facilitates the swift adaptation of language models to specialized domains. DAP w/o MLM performs even worse than CELA w/o DAP on Amazon dataset, suggesting that using SimCSE loss only in pretraining is not ideal due to the inconsistency with the objective of PLMs’ training. Originally, SimCSE loss was proposed as an auxiliary objective in pretraining, aiming to regularize pre-trained embeddings’ anisotropic space to be more uniform.
- Removing the PLM significantly reduces performance due to less semantic information preservation when using ROMA directly on the text embedding table. Directly mapping the text embedding table to the ID-based model’s output space, with only a basic projection head, leads to substantial semantic information loss.
- Replacing the dot product with cosine in ROMA results in reduced performance in AppGallery dataset. So we leverage dot product as the similarity function, and it’s widely used in recommendation system, such as SASRec [16], UniSRec [12].
- The performance of MF<sup>2</sup> w/o text is comparable to that of DIN, but significantly lags behind CELA. This indicates that CELA’s performance improvement benefits from semantic information.

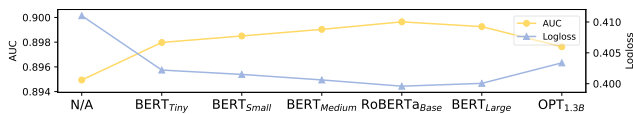
These observations underscore the importance of both the DAP and ROMA stages in CELA for maximizing the PLM’s potential in recommendation systems, highlighting the critical role of adapting the PLM to domain-specific knowledge and tailoring it for task-specific objectives.

### 5.6 Further Analysis

**5.6.1 Compatibility for language models.** We compare the performance of CELA equipped with PLMs of various sizes: BERT<sub>Tiny</sub>

**Table 4: Ablation study. The language model is RoBERTa and backbone is DIN.**

Variants	Amazon		AppGallery	
	AUC	Logloss	AUC	Logloss
DIN	0.8949	0.4110	0.8437	0.4771
DIN + RoBERTa	0.8952	0.4127	0.8472	0.4719
CELA w/o DAP	0.8986	0.4012	0.8475	0.4715
CELA w/o ROMA	0.8965	0.4050	0.8475	0.4709
DAP w/o SimCSE	0.8989	0.4033	0.8478	0.4710
DAP w/o MLM	0.8981	0.4047	0.8477	0.4711
ROMA w/o PLM	0.8669	0.5534	0.8463	0.4731
ROMA w/ cos	<b>0.8997</b>	0.4001	0.8470	0.4715
MF <sup>2</sup> w/o text	0.8959	0.4089	0.8440	0.4765
CELA	0.8996	<b>0.3996</b>	<b>0.8481</b>	<b>0.4705</b>

**Figure 4: Performance comparison of CELAs with different PLMs on Amazon. The backbone is indicated by N/A.**

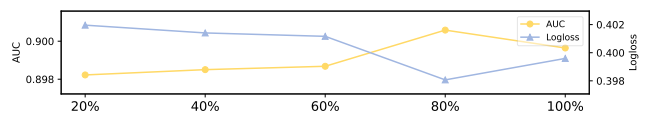
(14.5M) [15], BERT<sub>Small</sub> (29.1M) [2], BERT<sub>Medium</sub> (41.7M) [31], RoBERTa<sub>Base</sub> (110M) [24], BERT<sub>Large</sub> (336M) [6], and OPT (1.3B) [37]. For the OPT model, Causal Language Modeling (CLM) pre-training loss and LoRA fine-tuning [13] are implemented. Experimental results are illustrated in Figure 4, leading to the following insights:

- CELA, when enhanced with a PLM, no matter its size, exhibits significant performance gains over DIN, validating that the use of PLMs can extract knowledge from textual features and benefit CTR prediction.
- As the complexity of the comprehensive PLM escalates, the marginal gains in CELA’s performance exhibit a plateauing trend. Notably, BERT<sub>Large</sub> underperforms relative to RoBERTa<sub>Base</sub>, attributable to the former’s significantly larger parameter set, which does not fine-tune as effectively with limited items. This observation implies that beyond a specific threshold, the addition of parameters ceases to yield proportional improvements, suggesting that a medium-sized PLM is sufficient to attain optimal performance.
- CELA with OPT exhibits a decrease in performance compared to comprehensive PLMs. This reduction is not only because the extensive parameter space of such models proves challenging to fine-tune effectively with a limited item dataset, but it is also likely due to the generative PLM’s unsuitability as a text encoder for CTR prediction.

**5.6.2 Compatibility for ID-based models.** Given the orthogonal nature of our proposed framework to ID-based models, we explore its efficacy across a variety of backbones, such as AutoInt, DCNv2, DeepFM, and DIN. As shown in Table 5, CELA consistently achieves

**Table 5: Performance comparison of models with different backbones. The language model is RoBERTa.**

Model	Amazon		AppGallery	
	AUC	Logloss	AUC	Logloss
AutoInt	0.8793	0.4383	0.8426	0.4777
CELA <sub>AutoInt</sub>	<b>0.8831</b>	<b>0.4323</b>	<b>0.8470</b>	<b>0.4715</b>
DCNv2	0.8809	0.4335	0.8432	0.4771
CELA <sub>DCNv2</sub>	<b>0.8851</b>	<b>0.4290</b>	<b>0.8472</b>	<b>0.4714</b>
DeepFM	0.8798	0.4378	0.8434	0.4771
CELA <sub>DeepFM</sub>	<b>0.8852</b>	<b>0.4263</b>	<b>0.8483</b>	<b>0.4699</b>
DIN	0.8949	0.4110	0.8437	0.4771
CELA <sub>DIN</sub>	<b>0.8996</b>	<b>0.3996</b>	<b>0.8481</b>	<b>0.4705</b>

**Figure 5: Performance with alignment of popular items only, evaluated on Amazon. The x-axis represents the top percentile of popular items.**

significant performance improvements in comparison to these backbones, thereby confirming the framework’s model-agnostic nature and extensive compatibility.

**5.6.3 Alignment of Popular Items Only.** ID-based models exhibit poor performance in cold-start scenarios, suggesting inadequacies in learning item embeddings for cold-start items. We aim to ascertain whether aligning poorly learned item embeddings during the ROMA stage might lead to a decline in performance. To this end, we design an experiment in which CELA’s ROMA stage aligns only the top 20%, 40%, 60%, 80%, and 100% of items by popularity. Figure 5 indicate that CELA’s performance reaches its apex when aligning 80% of the most popular items. This suggests that limiting the alignment to a subset of popular items facilitates a more accurate mapping of item text representations to the collaborative filtering space, while aligning poorly learned embeddings will lead to performance degradation.

## 5.7 Online A/B Testing

To evaluate the effect of CELA on real-world scenarios, we deploy CELA and conduct an online A/B test in an industrial Android AppGallery, which is one of most popular App stores of China.

**5.7.1 Deployment.** The online deployment process is outlined as:

- **Data Preprocessing.** Utilizing a LLM, we refine the collected app descriptions to eliminate extraneous details, such as contact information, thereby enhancing conciseness. The refined text is indexed by the item identifier for low-cost storage.
- **Update Process.** Given the infrequent changes in app descriptions, weekly training is conducted during the DAP stage. Thanks to the efficiency of the ROMA stage, it is feasible to align the PLM daily with the item embeddings from the previous day’s



**Table 6: Performance of CELA in online A/B test.**

DTR Impr	eCPM Impr	Latency
0.92%	0.97%	69.73ms

recommendation model. This alignment supplies the MF<sup>2</sup> stage with the text embedding table, minimizing additional training overhead. Accordingly, updates to the MF<sup>2</sup> stage also occur daily.

- **Online Services.** The online recommendation model retrieves text representations directly from the pre-computed text embedding table via item identifiers, circumventing the need for real-time PLM text processing.

This deployment facilitates iterative and daily enhancements of both the ROMA and MF<sup>2</sup> stages, while the efficient and effective online serving ensures optimal service delivery.

**5.7.2 Online Experimental Results.** An online A/B test of the CELA is conducted, utilizing 1% of AppGallery’s extensive traffic—which includes tens of millions of daily active users—over a week. The treatment group implements CELA’s three-stage framework, extending the control group.

Table 6 reveals CELA’s significant impact: a 0.92% increase in Download-Through Rate (DTR) and a 0.97% rise in Effective Cost Per Mille (eCPM), indicating notable improvements in user engagement and revenue. Importantly, the online serving latency of CELA, complying with the scenario’s standard of under 100ms and compared to the control group’s 60.04ms, affirms its suitability for real-world applications.

## 6 CONCLUSION

In this study, we introduced a novel cost-efficient framework for CTR prediction that leverages the strengths of PLMs and textual features alongside ID-based models. To tailor the capabilities of PLMs for recommendation, we implemented domain-adaptive pre-training and item-level alignment, concurrently addressing the inefficiencies associated with PLM training at the interaction level. By abolishing hard prompts and employing PLMs solely as text encoders, we intricately describe user behaviors while preventing token overflow due to the increase in features. Our framework is model-agnostic and industry-friendly, with low training overhead and serving latency. Comprehensive experiments conducted on both public and industrial datasets validate CELA’s notable enhancements in performance.

## REFERENCES

- [1] Keqin Bao, Jizhi Zhang, Yang Zhang, Wenjie Wang, Fuli Feng, and Xiangnan He. 2023. Talrec: An effective and efficient tuning framework to align large language model with recommendation. *arXiv preprint arXiv:2305.00447* (2023).
- [2] Prajjwal Bhargava, Aleksandr Drozd, and Anna Rogers. 2021. Generalization in NLI: Ways (Not) To Go Beyond Simple Heuristics. *arXiv:2110.01518 [cs.CL]*
- [3] Bo Chen, Yichao Wang, Zhirong Liu, Ruiming Tang, Wei Guo, Hongkun Zheng, Weiwei Yao, Muyu Zhang, and Xiuqiang He. 2021. Enhancing explicit and implicit feature interactions via information sharing for parallel deep ctr models. In *Proceedings of the 30th ACM international conference on information & knowledge management*. 3757–3766.
- [4] Heng-Tze Cheng, Levent Koc, Jeremiah Harmsen, Tal Shaked, Tushar Chandra, Hrishu Aradhye, Glen Anderson, Greg Corrado, Wei Chai, Mustafa Ispir, et al. 2016. Wide & deep learning for recommender systems. In *Proceedings of the 1st workshop on deep learning for recommender systems*. 7–10.
- [5] John Joon Young Chung, Wooseok Kim, Kang Min Yoo, Hwaran Lee, Eytan Adar, and Minsuk Chang. 2022. TaleBrush: Sketching stories with generative pretrained language models. In *Proceedings of the 2022 CHI Conference on Human Factors in Computing Systems*. 1–19.
- [6] Jacob Devlin, Ming-Wei Chang, Kenton Lee, and Kristina Toutanova. 2018. Bert: Pre-training of deep bidirectional transformers for language understanding. *arXiv preprint arXiv:1810.04805* (2018).
- [7] Zhengxiao Du, Yujie Qian, Xiao Liu, Ming Ding, Jiezhong Qiu, Zhilin Yang, and Jie Tang. 2022. GLM: General Language Model Pretraining with Autoregressive Blank Infilling. In *Proceedings of the 60th Annual Meeting of the Association for Computational Linguistics (Volume 1: Long Papers)*. 320–335.
- [8] Kavin Ethayarajah. 2019. How contextual are contextualized word representations? Comparing the geometry of BERT, ELMo, and GPT-2 embeddings. *arXiv preprint arXiv:1909.00512* (2019).
- [9] Tianyu Gao, Xingcheng Yao, and Danqi Chen. 2021. Simcse: Simple contrastive learning of sentence embeddings. *arXiv preprint arXiv:2104.08821* (2021).
- [10] Shijie Geng, Shuchang Liu, Zuohui Fu, Yingqiang Ge, and Yongfeng Zhang. 2022. Recommendation as language processing (rlp): A unified pretrain, personalized prompt & predict paradigm (p5). In *Proceedings of the 16th ACM Conference on Recommender Systems*. 299–315.
- [11] Huifeng Guo, Ruiming Tang, Yunming Ye, Zhenguo Li, and Xiuqiang He. 2017. DeepFM: a factorization-machine based neural network for CTR prediction. *arXiv preprint arXiv:1703.04247* (2017).
- [12] Yupeng Hou, Shanlei Mu, Wayne Xin Zhao, Yaliang Li, Bolin Ding, and Ji-Rong Wen. 2022. Towards universal sequence representation learning for recommender systems. In *Proceedings of the 28th ACM SIGKDD Conference on Knowledge Discovery and Data Mining*. 585–593.
- [13] Edward J Hu, Yelong Shen, Phillip Wallis, Zeyuan Allen-Zhu, Yuanzhi Li, Shean Wang, Lu Wang, and Weizhu Chen. 2022. LoRA: Low-Rank Adaptation of Large Language Models. In *International Conference on Learning Representations*. <https://openreview.net/forum?id=nZeVKeeFYf9>
- [14] Tongwen Huang, Zhiqi Zhang, and Junlin Zhang. 2019. FiBiNET: combining feature importance and bilinear feature interaction for click-through rate prediction. In *Proceedings of the 13th ACM Conference on Recommender Systems*. 169–177.
- [15] Xiaoqi Jiao, Yichun Yin, Lifeng Shang, Xin Jiang, Xiao Chen, Linlin Li, Fang Wang, and Qun Liu. 2019. Tinybert: Distilling bert for natural language understanding. *arXiv preprint arXiv:1909.10351* (2019).
- [16] Wang-Cheng Kang and Julian McAuley. 2018. Self-attentive sequential recommendation. In *2018 IEEE international conference on data mining (ICDM)*. IEEE, 197–206.
- [17] Bohan Li, Hao Zhou, Junxian He, Mingxuan Wang, Yiming Yang, and Lei Li. 2020. On the sentence embeddings from pre-trained language models. *arXiv preprint arXiv:2011.05864* (2020).
- [18] Xiangyang Li, Bo Chen, Lu Hou, and Ruiming Tang. 2023. CTRL: Connect Collaborative and Language Model for CTR Prediction. *arXiv preprint arXiv:2306.02841* (2023).
- [19] Zekun Li, Zeyu Cui, Shu Wu, Xiaoyu Zhang, and Liang Wang. 2019. Fi-gnn: Modeling feature interactions via graph neural networks for ctr prediction. In *Proceedings of the 28th ACM international conference on information and knowledge management*. 539–548.
- [20] Defu Lian, Xu Huang, Xiaolong Chen, Jin Chen, Xingmei Wang, Yankai Wang, Haoran Jin, Rui Fan, Zheng Liu, Le Wu, et al. 2023. RecStudio: Towards a Highly-Modularized Recommender System. In *Proceedings of the 46th International ACM SIGIR Conference on Research and Development in Information Retrieval*. 2890–2900.
- [21] Jianxun Lian, Xiaohuan Zhou, Fuzheng Zhang, Zhongxia Chen, Xing Xie, and Guangzhong Sun. 2018. xdeepfm: Combining explicit and implicit feature interactions for recommender systems. In *Proceedings of the 24th ACM SIGKDD international conference on knowledge discovery & data mining*. 1754–1763.
- [22] Jianghao Lin, Rong Shan, Chenxu Zhu, Kounianhua Du, Bo Chen, Shigang Quan, Ruiming Tang, Yong Yu, and Weinan Zhang. 2023. ReLLa: Retrieval-enhanced Large Language Models for Lifelong Sequential Behavior Comprehension in

- Recommendation. *arXiv preprint arXiv:2308.11131* (2023).
- [23] Guang Liu, Jie Yang, and Ledell Wu. 2022. PTab: Using the Pre-trained Language Model for Modeling Tabular Data. *arXiv preprint arXiv:2209.08060* (2022).
- [24] Yinhan Liu, Myle Ott, Naman Goyal, Jingfei Du, Mandar Joshi, Danqi Chen, Omer Levy, Mike Lewis, Luke Zettlemoyer, and Veselin Stoyanov. 2019. Roberta: A robustly optimized bert pretraining approach. *arXiv preprint arXiv:1907.11692* (2019).
- [25] Ilya Loshchilov and Frank Hutter. 2017. Decoupled weight decay regularization. *arXiv preprint arXiv:1711.05101* (2017).
- [26] Aashiq Muhamed, Iman Keivanloo, Sujana Perera, James Mracek, Yi Xu, Qingjun Cui, Santosh Rajagopalan, Belinda Zeng, and Trishul Chilimbi. 2021. CTR-BERT: Cost-effective knowledge distillation for billion-parameter teacher models. In *NeurIPS Efficient Natural Language and Speech Processing Workshop*.
- [27] Yanru Qu, Han Cai, Kan Ren, Weinan Zhang, Yong Yu, Ying Wen, and Jun Wang. 2016. Product-based neural networks for user response prediction. In *2016 IEEE 16th international conference on data mining (ICDM)*. IEEE, 1149–1154.
- [28] Colin Raffel, Noam Shazeer, Adam Roberts, Katherine Lee, Sharan Narang, Michael Matena, Yanqi Zhou, Wei Li, and Peter J Liu. 2020. Exploring the limits of transfer learning with a unified text-to-text transformer. *The Journal of Machine Learning Research* 21, 1 (2020), 5485–5551.
- [29] Steffen Rendle. 2010. Factorization machines. In *2010 IEEE International conference on data mining*. IEEE, 995–1000.
- [30] Weiping Song, Chence Shi, Zhiping Xiao, Zhijian Duan, Yewen Xu, Ming Zhang, and Jian Tang. 2019. AutoInt: Automatic feature interaction learning via self-attentive neural networks. In *Proceedings of the 28th ACM international conference on information and knowledge management*. 1161–1170.
- [31] Iulia Turc, Ming-Wei Chang, Kenton Lee, and Kristina Toutanova. 2019. Well-read students learn better: The impact of student initialization on knowledge distillation. *arXiv preprint arXiv:1908.08962* 13 (2019).
- [32] Ashish Vaswani, Noam Shazeer, Niki Parmar, Jakob Uszkoreit, Llion Jones, Aidan N Gomez, Łukasz Kaiser, and Illia Polosukhin. 2017. Attention is all you need. *Advances in neural information processing systems* 30 (2017).
- [33] Ruoxi Wang, Bin Fu, Gang Fu, and Mingliang Wang. 2017. Deep & cross network for ad click predictions. In *Proceedings of the ADKDD'17*. 1–7.
- [34] Ruoxi Wang, Rakesh Shivanna, Derek Cheng, Sagar Jain, Dong Lin, Lichan Hong, and Ed Chi. 2021. Dcn v2: Improved deep & cross network and practical lessons for web-scale learning to rank systems. In *Proceedings of the web conference 2021*. 1785–1797.
- [35] Thomas Wolf, Lysandre Debut, Victor Sanh, Julien Chaumond, Clement Delangue, Anthony Moi, Pierric Cistac, Tim Rault, Rémi Louf, Morgan Funtowicz, Joe Davison, Sam Shleifer, Patrick von Platen, Clara Ma, Yacine Jernite, Julien Plu, Canwen Xu, Teven Le Scao, Sylvain Gugger, Mariama Drame, Quentin Lhoest, and Alexander M. Rush. 2020. Transformers: State-of-the-Art Natural Language Processing. In *Proceedings of the 2020 Conference on Empirical Methods in Natural Language Processing: System Demonstrations*. Association for Computational Linguistics, Online, 38–45. <https://www.aclweb.org/anthology/2020.emnlp-demos.6>
- [36] Yichen Xu, Yanqiao Zhu, Feng Yu, Qiang Liu, and Shu Wu. 2021. Disentangled self-attentive neural networks for click-through rate prediction. In *Proceedings of the 30th ACM International Conference on Information & Knowledge Management*. 3553–3557.
- [37] Susan Zhang, Stephen Roller, Naman Goyal, Mikel Artetxe, Moya Chen, Shuohui Chen, Christopher Dewan, Mona Diab, Xian Li, Xi Victoria Lin, et al. 2022. Opt: Open pre-trained transformer language models. *arXiv preprint arXiv:2205.01068* (2022).
- [38] Guorui Zhou, Na Mou, Ying Fan, Qi Pi, Weijie Bian, Chang Zhou, Xiaoqiang Zhu, and Kun Gai. 2019. Deep interest evolution network for click-through rate prediction. In *Proceedings of the AAAI conference on artificial intelligence*, Vol. 33. 5941–5948.
- [39] Guorui Zhou, Xiaoqiang Zhu, Chenru Song, Ying Fan, Han Zhu, Xiao Ma, Yanghui Yan, Junqi Jin, Han Li, and Kun Gai. 2018. Deep interest network for click-through rate prediction. In *Proceedings of the 24th ACM SIGKDD international conference on knowledge discovery & data mining*. 1059–1068.