


Dynamic Programming for Symbolic Boolean Realizability and Synthesis*

Yi Lin¹[0000–0001–8443–2246], Lucas M. Tabajara¹[0000–0001–9608–1404]**, and
Moshe Y. Vardi ¹[0000–0002–0661–5773]

Rice University, Houston TX 77005, USA
vardi@cs.rice.edu, l.martinelli.tabajara@gmail.com, yl182@rice.edu

Abstract. Inspired by recent progress in dynamic programming approaches for weighted model counting, we investigate a dynamic-programming approach in the context of boolean realizability and synthesis, which takes a conjunctive-normal-form boolean formula over input and output variables, and aims at synthesizing witness functions for the output variables in terms of the inputs. We show how graded project-join trees, obtained via tree decomposition, can be used to compute a BDD representing the realizability set for the input formulas in a bottom-up order. We then show how the intermediate BDDs generated during realizability checking phase can be applied to synthesizing the witness functions in a top-down manner. An experimental evaluation of a solver – DPSynth – based on these ideas demonstrates that our approach for Boolean realizability and synthesis has superior time and space performance over a heuristics-based approach using same symbolic representations. We discuss the advantage on scalability of the new approach, and also investigate our findings on the performance of the DP framework.

Keywords: Boolean synthesis · Binary decision diagram · Dynamic programming · Bucket elimination.

1 Introduction

The *Boolean-Synthesis Problem* [19] – a fundamental problem in computer-aided design – is the problem of taking in a declarative boolean relation between two sets of boolean variables – input and output – and generating boolean functions, called *witness functions*, that yield values to the output variables with respect to the input variables so as to satisfy the boolean relation. As a fundamental problem in computer-aided design, there are many applications of boolean synthesis in circuit design. For example, based on a circuit’s desired behavior, we can use boolean synthesis to automatically construct the missing components of the circuit [3]. In addition to being used in circuit design, boolean synthesis has recently found applications also in temporal synthesis [29, 30], where the goal is

* This is the full version of this paper, with appendices included.

** Currently at Runtime Verification, Inc.

to construct a sequential circuit that responds to environment inputs in a way that is guaranteed to satisfy given temporal-logic specification.

Many approaches have been investigated for boolean synthesis, such as knowledge compilation [1], QBF solving [23], and machine learning [17, 18]. Here we build on previous work on boolean synthesis using Binary Decision Diagrams (BDDs) [27]. The main advantage of the decision-diagram approach is that it provides not just the synthesized witness functions, but also the realizability set of the specification, which is the set of inputs with respect to which the specification is realizable. In *modular circuit design* [19], where a system is composed of multiple modules that are independently constructed, it is imperative to confirm the realizability set of a module, as it has to match the output set of prior modules. Similarly, in the context of temporal synthesis [29, 30], the winning set is constructed iteratively by taking the union of realizability sets, where for each realizability set we construct a witness function. The winning strategy is then constructed by stitching together all these witness functions.

Motivated by applications that require the computation of both realizability sets and witness functions, we describe here a decision-diagram approach that can also handle *partially realizable* specifications, where the realizability set is neither empty nor necessarily universal. (Indeed, in our benchmark suit, about 30% of the benchmarks are partially realizable.) Our tool, *DPSynth* computes the realizability sets and witness functions with respects to these sets. While several recent synthesis tools do provide witnesses for partially-realizable specifications, cf. [1, 17, 18], not all of them directly output the realizability set, requiring it, instead, to be computed from the witnesses and the original formula.

The boolean-synthesis problem starts with a boolean formula $\varphi(X, Y)$ over sets X, Y of *input* and *output* variables. The goal is to construct boolean formulas, called *witness functions* (sometimes called *Skolem functions*) [1, 18] – for the *output variables* expressed in terms of the *input variables*. The BDD-based approach to this problem [15] constructs the BDD $B_\varphi(X, Y)$ for φ , and then quantifies existentially over the Y variables to obtain a BDD over the X variables that captures the *realizability set* – the set of assignments τ_X in 2^X for which an assignment τ_Y in 2^Y exists where $B_\varphi(\tau_X, \tau_Y) = 1$. The witness functions can then be constructed by iterating over the intermediate steps of the realizability computation [15].

A challenge of this BDD-based approach is that it is often infeasible to construct the BDD B_φ . *Factored Boolean Synthesis* [27] assumes that the formula φ is given in conjunctive normal form (CNF), where the individual clauses are called *factors*. Rather than constructing the monolithic BDD B_φ , this approach constructs a BDD for each factor, and then applies conjunction in a lazy way and existential quantification in an eager way, using various heuristics to order conjoining and quantifying. As shown in [27], the factored approach, *Factored RSynth*, is more scalable than the monolithic approach, *RSynth*. Thus, we use here Factored *RSynth* as the baseline for comparison in this paper.

By *dynamic programming* we refer to the approach that simplifies a complicated problem by breaking it down into simpler sub-problems in a recursive

manner [5]. Unlike search-based approaches to Boolean reasoning, cf. [21], which directly manipulate truth assignments, we use data structure based on decision diagrams [7] that represents sets of truth assignments. This approach is referred to as *symbolic*, going back to [11].

The *symbolic dynamic-programming* approach we propose here is inspired by progress in *weighted model counting*, which is the problem of counting the number of satisfying (weighted) assignments of boolean formulas. Dudek, Phan, and Vardi proposed in [14], an approach based on *Algebraic Decision Diagrams*, which are the quantitative variants of BDDs [4]. Dudek et al. pointed out that a monolithic approach is not likely to be scalable, and proposed a factored approach, ADDMC, analogous to the approach in [27], in which conjunction is done lazily and quantification eagerly. In follow-up work [12], they proposed a more systematic way to order the quantification and conjunction operations, based on dynamic programming over *project-join trees*; the resulting tool, DPMC, was shown to scale better than ADDMC. In further follow-on work, they proposed *graded project-join trees* for *projected model counting*, where the input formula has two sets of variables – quantified variables and counting variables [13]. Graded project-join tree offers a recursive decomposition of the Boolean-Synthesis Problem into smaller tasks of projections and join.

We show here how symbolic dynamic programming over graded project-join trees can be applied to boolean synthesis. In our approach, realizability checking is done using a BDD-based *bottom-up* execution, analogous to the handling of counting quantifiers in [13]. This enables us to compute the realizability set and check its nonemptiness. We then present a novel algorithm for synthesizing the witness functions using *top-down* execution on graded project-join trees. (In contrast, [13] both types of quantifiers are handled bottom-up). We demonstrate the advantage of our bottom-up-top-down approach by developing a tool, *DP-Synth*. For a fair evaluation, we compare its performance to Factored RSynth, which can also handle partially realizable specifications.

The main contributions of this work are as follows. First, we show how to adapt the framework of projected counting to Boolean synthesis. In projected counting there are two types of existential quantifiers – additive and disjunctive [13], while Boolean synthesis combine universal and existential quantifiers. Second, projected counting requires only a bottom-up pass over the graded project-join trees, while here we introduce an additional, top-down pass over the tree to perform the major part of boolean synthesis, which is, witness construction.

The organization of the paper is as follows. After preliminaries in Section 2, we show in Section 3 how to use graded project-join trees for boolean realizability checking, and show that DPSynth generally scales better than Factored RSynth. Then, in Section 4, we show how to extend this approach from realizability checking to witness-function construction. Experimental evaluation shows that DPSynth generally scales better than Factored RSynth also for witness-function construction. We offer concluding remarks in Section 6.

2 Preliminary Definitions

2.1 Boolean Formula and Synthesis Concepts

A *boolean formula* $\varphi(X)$, over a set X of variables, represents a *boolean function* $f : 2^X \rightarrow \mathbb{B}$, which selects subsets of 2^X . A truth assignment τ *satisfies* φ iff $\varphi(\tau) = 1$. A boolean formula in *conjunctive normal form (CNF)* is a conjunction of *clauses*, where a clause is a disjunction of *literals* (a boolean variable or its negation). When φ is in CNF, we abuse notation and also use φ to denote its own set of clauses. Given a CNF formula $\varphi(X, Y)$ over *input* and *output* variable X and Y , the *realizability set* of φ , denoted $R_\varphi(X) \subseteq 2^X$, is the set of assignments $\sigma \in 2^X$ for which there exists an assignment $\tau \in 2^Y$ such that $\varphi(\sigma \cup \tau) = 1$. When φ is clear from context, we simply denote the realizability set by R .

Definition 1 (Realizability). *Let $\varphi(X, Y)$ be a CNF formula with X and Y as input and output variables. We say that φ is fully realizable if $R = 2^X$. We say that φ is partially realizable if $R \neq \emptyset$. Finally, we say that φ is nullary realizable if $R = \emptyset$.*

Given the condition that the formula is at least partially realizable, the boolean synthesis problem asks for a set of *witnesses* for the output variables generated on top of given input values, such that the formula is satisfied. This sub-problem of constructing witnesses, is usually referred to as synthesis.

The motivation behind synthesizing partially-realizable specifications is that there are cases where a specification is not fully realizable, but it is still useful to synthesize a function that works for all inputs in the realizability set. An example is the factorization benchmark family, as discussed in the introduction of [3], which takes an integer and aims to factor it into two integers that are both not equal to 1. If the integer is prime, then there is no valid factorization for this particular input, but it would still be valuable to have a solution that works for all composite numbers. This is why our attention to partially-realizable cases is a contribution of the paper, while related works tend to focus mostly on fully-realizable instances.

Definition 2 (Witnesses in Boolean Synthesis Problem). *Let $\varphi(X, Y)$ denote a fully or partially realizable boolean formula with input variables in $X = \{x_1, \dots, x_m\}$ and output variables $Y = \{y_1, \dots, y_n\}$, and let $R_\varphi(X) \neq \emptyset$ be its realizability set. A sequence $g_1(X), \dots, g_n(X)$ of boolean functions is a sequence of witness functions for the Y variables in $\varphi(X, Y)$ if for every assignment $x \in R_\varphi(X)$, we have that $\varphi[X \mapsto x][y_1 \mapsto g_1(x)] \dots [y_n \mapsto g_n(x)]$ holds.*

Definition 3 (Synthesis). *Given a partially or fully realizable CNF formula $\varphi(X, Y)$ with input and output variables X and Y , the synthesis problem asks to algorithmically construct a set of witness functions for the Y variables in terms of the X variables.*

2.2 Dynamic Programming Concepts - Project-Join Trees

A *binary decision diagrams (BDD)* [7] is directed acyclic graphs with two terminals labeled by 0 and 1. A BDD provides a canonical representation of boolean functions (and, by extension, boolean formulas). A (reduced, ordered) BDD is constructed from a binary decision tree, using a uniform variable order, of a boolean function by merging identical sub-trees and suppressing redundant nodes (nodes where both children are the same). Each path from the root of the BDD to the 1-terminal represents a satisfying assignment of the boolean function it represents. Based on the combination of BDDs and project-join trees, which is to be defined below, our dynamic-programming algorithm solves the boolean synthesis problem.

Definition 4 (Project-Join Tree of a CNF formula). A project-join tree [12] for a CNF formula $\varphi(X)$ is defined as a tuple $\mathcal{T} = (T, r, \gamma, \pi)$, where

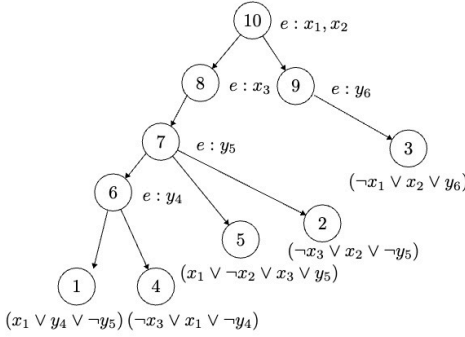
1. T is a tree with a set $\mathcal{V}(T)$ of vertices, a set $\mathcal{L}(T) \subseteq \mathcal{V}(T)$ of leaves, and a root $r \in \mathcal{V}(T)$
2. $\gamma : \mathcal{L}(T) \rightarrow \varphi$ is a bijection that maps the leaves of T to the clauses of φ
3. $\pi : \mathcal{V}(T) \setminus \mathcal{L}(T) \rightarrow 2^X$ is a function which labels internal nodes with variable sets, where the labels $\{\pi(n) \mid n \in \mathcal{V}(T) \setminus \mathcal{L}(T)\}$ form a partition of X , and
4. If a clause $c \in \varphi$ contains a variable x that belongs to the label $\pi(n)$ of an internal node $n \in \mathcal{V}(T) \setminus \mathcal{L}(T)$, then the associated leaf node $\gamma^{-1}(c)$ must descend from n .

A *Graded Project-Join Tree* [13] is a generalization of project-join trees.

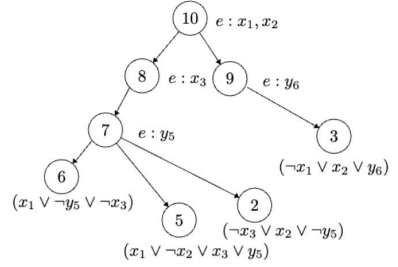
Definition 5 (Graded Project-Join Tree of a CNF formula [13]). A project-join tree $\mathcal{T} = (T, r, \gamma, \pi)$ of a CNF formula $\varphi(X, Y)$ over variables $X \cup Y$, where $X \cap Y = \emptyset$, is (X, Y) -graded if there exist grades $\mathcal{I}_X, \mathcal{I}_Y \subseteq \mathcal{V}(T)$ that partition the internal nodes $\mathcal{V}(T) \setminus \mathcal{L}(T)$, such that:

1. For a node, its grade is always consistent with its labels. i.e., If $n_X \in \mathcal{I}_X$ then $\pi(n_X) \subseteq X$, and if $n_Y \in \mathcal{I}_Y$ then $\pi(n_Y) \subseteq Y$.
2. If $n_X \in \mathcal{I}_X$ and $n_Y \in \mathcal{I}_Y$, then n_X is not a descendant of n_Y in T .

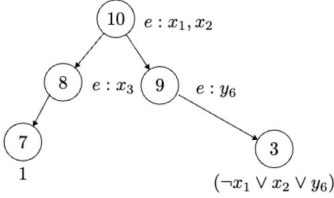
Intuitively, in a graded project-join tree, the nodes are partitioned according to a partition (X, Y) of the variables, with nodes in the X block always appearing higher than nodes in the Y block. As we shall see, this is useful for formulas with two different types of quantifiers.



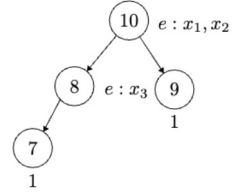
(a) A Graded Project-Join Tree Instance, e denotes labels



(b) Intermediate tree 1



(c) Intermediate tree 2



(d) Intermediate tree 3

Fig. 1: Original and Intermediate Trees Generated in Algorithms for the CNF Example $(x_1 \vee y_4 \vee \neg y_5) \wedge (\neg x_3 \vee x_2 \vee \neg y_5) \wedge (\neg x_1 \vee x_2 \vee y_6) \wedge (\neg x_3 \vee x_1 \vee \neg y_4) \wedge (x_1 \vee \neg x_2 \vee x_3 \vee y_5)$

3 Realizability Checking¹

Our overall approach has three phases: (1) *planning* – constructing graded project-join trees, (2) *realizability checking*, and (3) *witness-function synthesis*. The focus in this section is on realizability checking. We construct the realizability set $R_\varphi(X)$ for an input formula $\varphi(X, Y)$, and then use it to check for full and partial realizability, as described in Definition 1.

For the planning phase, we use the planner described in [13], which is based on *tree decomposition* [24]. Computing minimal tree decomposition is known to be an NP-hard problem [6], so planning may incur high computational overhead. Nevertheless, tree-decomposition tools are getting better and better. The planner uses an *anytime* tree-decomposition tool, cf. [16], which outputs tree decompositions of progressively lower width. Deciding when to quit planning and start executing is done heuristically. In contrast, Factored RSynth applies a *fixed* set of fast heuristics, which incurs relatively small overhead. We discuss the planning overhead further below.

¹ Proofs for all lemmas and theorems can be found in the Appendix A.

3.1 Theoretical Basis and Valuations in Trees

The realizability set $R_\varphi(X)$ can be interpreted as a constraint over the X variables stating the condition that there exists an assignment to the Y variables that satisfies φ . In other words, $R_\varphi(X) \equiv (\exists y_1) \dots (\exists y_n)\varphi$, for $Y = \{y_1, \dots, y_n\}$.

Therefore, we can construct R from $\varphi = \bigwedge_j \varphi_j$ by existentially quantifying all Y variables. As observed in [27], however, a clause that does not contain y_i can be moved outside the existential quantifier $(\exists y_i)$. In other words, $(\exists y_i) \bigwedge_j \varphi_j \equiv \bigwedge_{y_i \notin AP(\varphi_j)} \varphi_j \wedge (\exists y_i) \bigwedge_{y_i \in AP(\varphi_j)} \varphi_j$, where AP stands for atomic propositions in a formula. This allows us to perform *early quantification* to compute R more efficiently, since applying quantification on the smaller formula $\bigwedge_{y_i \in AP(\varphi_j)} (\varphi_j)$ is likely less expensive computationally than doing so on the full formula $\varphi = \bigwedge_j (\varphi_j)$.

Inspired by a similar observation in [13], we use the insight that a graded project-join tree can be employed to guide early quantification. Consider the following definition, which allows us to interpret a node n in a project-join tree as a boolean formula:

Definition 6 (BDD-Valuations of Nodes in Project Join Tree). *Let n be a node in a graded project-join tree $\mathcal{T} = (T, r, \gamma, \pi)$ with a partition of internal nodes into two grades \mathcal{I}_X and \mathcal{I}_Y , as defined in Section 2. Let the set of children nodes of n be denoted by $C(n)$. Let $\llbracket \alpha \rrbracket$ denote the BDD encoding a boolean expression α , and $\exists_Z f$ denote the existential projection on f with respect to variables in Z . We now define a pair of mutually related valuation concepts for nodes in a project-join tree, interpreting their BDD representations.*

The post-valuation of n is defined as

$$BV_{\text{post}}(\mathcal{T}, n) = \begin{cases} \llbracket \gamma(n) \rrbracket, & \text{if } n \text{ is a leaf node} \\ \exists_{\pi(n)} BV_{\text{pre}}(\mathcal{T}, n), & \text{if } n \text{ is an internal node.} \end{cases}$$

The pre-valuation of n is defined as

$$BV_{\text{pre}}(\mathcal{T}, n) = \begin{cases} \llbracket \gamma(n) \rrbracket, & \text{if } n \text{ is a leaf node} \\ \bigwedge_{n' \in C(n)} BV_{\text{post}}(\mathcal{T}, n'), & \text{if } n \text{ is an internal node.} \end{cases}$$

Intuitively, we evaluate an internal node n by first taking the conjunction of post-valuations of its children and then existentially quantifying the variables $\pi(n)$ in its label. The former step generates a pre-valuation, while the latter produces a post-valuation. We can safely perform quantification of the variables in the label of n after conjoining, because every internal node n must satisfy the property that all clauses containing variables in $\pi(n)$ are descendants of n , by the definition of a project-join tree.

Furthermore, recall that, by the definition of a (X, Y) -graded project-join tree, all nodes in \mathcal{I}_Y occur below all nodes in \mathcal{I}_X . This allows us to turn Definition 6 into a procedure for efficiently computing realizability of the CNF formula φ using a graded project-join tree as a guide:

1. First, apply Definition 6 to the \mathcal{I}_Y nodes of the tree, producing a project-join tree for $R_\varphi(X) \equiv (\exists y_1) \dots (\exists y_n)\varphi$.
2. Inspect this tree for full realizability (see below).
3. Apply Definition 6 again in order to check partial realizability (see below).

As for the CNF with the graded project-join tree in Figure 1a, the pre and post valuations for nodes 1, 4, 5, 2, 3 are equivalent to the BDDs representing their original clauses. $\text{BV}_{\text{pre}}(\mathcal{T}, 6) = \llbracket (x_1 \vee y_4 \vee \neg y_5) \wedge (\neg x_3 \vee x_1 \vee \neg y_4) \rrbracket$, $\text{BV}_{\text{post}}(\mathcal{T}, 6) = (\exists y_4)\text{BV}_{\text{pre}}(\mathcal{T}, 6) = (x_1 \vee \neg y_5 \vee \neg x_3)$, $\text{BV}_{\text{pre}}(\mathcal{T}, 7) = (x_1 \vee \neg x_2 \vee x_3 \vee y_5) \wedge (\neg x_3 \vee x_2 \vee \neg y_5) \wedge (x_1 \vee \neg y_5 \vee \neg x_3)$, $\text{BV}_{\text{post}}(\mathcal{T}, 7) = (\exists y_5)\text{BV}_{\text{pre}}(\mathcal{T}, 7) = \llbracket 1 \rrbracket$, $\text{BV}_{\text{pre}}(\mathcal{T}, 9) = (\neg x_1 \vee x_2 \vee y_6)$, $\text{BV}_{\text{post}}(\mathcal{T}, 9) = (\exists y_6)\text{BV}_{\text{pre}}(\mathcal{T}, 9) = \llbracket 1 \rrbracket$.

Notations We denote the set of children nodes and the set of descendants of n by $C(n)$ and $D(n)$. Let $\llbracket \cdot \rrbracket$ denote the BDD encoding of the enclosed expression, and use $\text{projn}(B, Z)$ to denote a series of existential projections on BDD B with respect to variables in set Z .

Algorithm 1: *GenericValuation*(\mathcal{T}, n)

Input: : an $((X, Y)$ -graded) project-join tree $\mathcal{T} = (T, r, \gamma, \pi)$ of φ , and a particular node $n \in \mathcal{V}(\mathcal{T})$

Output: early determination of nullary realizability, otherwise outputs $\text{BV}_{\text{post}}(\mathcal{T}, n)$ and $\text{BV}_{\text{pre}}(\mathcal{T}, n)$

```

1 if  $n \in \mathcal{L}(\mathcal{T})$ 
2   |  $\alpha \leftarrow \llbracket \gamma(n) \rrbracket$ ,  $\text{pre-BV}(\mathcal{T}, n) \leftarrow \alpha$ ,  $\text{post-BV}(\mathcal{T}, n) \leftarrow \alpha$  // if  $n$  is a leaf
3 else
4   |  $\text{post-BV}(\mathcal{T}, n) \leftarrow \llbracket 1 \rrbracket$ ,  $\text{pre-BV}(\mathcal{T}, n) \leftarrow \llbracket 1 \rrbracket$ 
5   | for  $n' \in C(n)$  do
6     | if  $\text{post-BV}(\mathcal{T}, n') == \llbracket 0 \rrbracket$ 
7       |   |  $\text{pre-BV}(\mathcal{T}, n) \leftarrow \llbracket 0 \rrbracket$ ,  $\text{post-BV}(\mathcal{T}, n) \leftarrow \llbracket 0 \rrbracket$ 
8       |   | return nullary realizable, no further synthesis needed
9     | end if
10    | else
11    |   |  $\text{pre-BV}(\mathcal{T}, n) \leftarrow \text{pre-BV}(\mathcal{T}, n) \wedge \text{post-BV}(\mathcal{T}, n')$ 
12    |   | end if
13    | if  $\text{pre-BV}(\mathcal{T}, n) == \llbracket 0 \rrbracket$ 
14    |   |  $\text{post-BV}(\mathcal{T}, n) \leftarrow \llbracket 0 \rrbracket$ 
15    |   | return nullary realizable, no further synthesis needed
16    | end if
17  | end for
18  |  $\text{post-BV}(\mathcal{T}, n) \leftarrow \text{Projn}(\text{pre-BV}(\mathcal{T}, n), \pi(n))$ 
19 end if
20 return  $\text{pre-BV}(\mathcal{T}, n)$ ,  $\text{post-BV}(\mathcal{T}, n)$ 

```

Algorithm 1 presents a procedure to compute the pre and post-valuations of Definition 6. In this algorithm pre-valuations are intermediate BDDs used to compute the post-valuations, but their values are also used in Section 4 for

witness-function synthesis. Post-valuations, meanwhile, are used in Section 3.2 to determine if a given instance has a fully, partially, or unrealizable domain.

Note that children nodes are always visited before parent nodes, per Algorithm 2. This guarantees that line 6 in `GenericValuation` is always viable. We now assert the correctness of the Algorithm 1 by the following theorem.

Theorem 1. *If a graded project-join tree \mathcal{T} and a particular node n are given, then (i) $BV_{\text{post}}(\mathcal{T}, n)$ and (ii) $BV_{\text{pre}}(\mathcal{T}, n)$ returned by Algorithm 1 are as defined in Definition 6.*

Theorem 2. *Given a graded project-join tree \mathcal{T} of a CNF formula φ , let $X_{\text{leaves}}(\mathcal{T})$ denote the set of highest level nodes $n \in \mathcal{T}$ such that $\pi(n) \subseteq Y_\varphi$. Then the realizability set $R_\varphi(X)$ can be represented by the conjunction $\bigwedge_{n \in X_{\text{leaves}}(\mathcal{T})} BV_{\text{pre}}(\mathcal{T}, n)$ of BDDs returned by Algorithm 1.*

The pair of post and pre valuations defined in this section offer support for both realizability checking and synthesis, respectively. Section 3.2 applies BV_{post} for realizability checking, and we show in Section 4 how BV_{pre} is used in witnesses construction.

3.2 Determining Nullary, Partial and Full Realizability

Using the post-valuations of nodes computed in Algorithm 1 as the result of projecting variables on the conjunction of children nodes, we can construct the realizability set and determine if it is full, partial or empty. In practice, we represent the realizability set as a conjunction of BDDs, where an input is in the set if it satisfies all BDDs in the conjunction.

Notation Let $X_{\text{Leaves}}(\mathcal{T})$ denote the set of Y internal nodes whose parents are not in \mathcal{I}_Y . This set is easily obtainable by means such as graph-search algorithms.

We start by applying the pair of valuations computed in Algorithm 1 to the first layer of \mathcal{I}_Y nodes in the graded tree; that is, all internal nodes in \mathcal{I}_Y whose parent is not in \mathcal{I}_Y . By replacing these nodes with leaves labeled by their post-valuation, we obtain a project-join tree \mathcal{T}_X for the formula $(\exists y_1) \dots (\exists y_n) \varphi$, which, as explained in Section 3.1, corresponds to the realizability set. This procedure is implemented in Algorithm 2.

In the case of the example formula in Figure 1a, once we obtain the pre and post valuations from Algorithm 1, $B_{\text{pure}X} = \llbracket 1 \rrbracket$ and $b = 1$ from the post valuations $BV_{\text{post}}(\mathcal{T}, 7)$ and $BV_{\text{post}}(\mathcal{T}, 9)$ on X_{Leaves} . Hence we get full realizability.

Note that the formula φ is fully realizable if and only if the conjunction of the leaves in \mathcal{T}_X is 1, which holds true if and only if all leaves are 1. Therefore, at the end of Algorithm 2 we are also able to answer whether φ is fully realizable. Note also that if any of the leaves is 0, then their conjunction is 0, meaning that φ is nullary realizable. Therefore, in some cases it might be possible to detect nullary realizability in this step. If the formula is not fully realizable and nullary

realizability is not detected, then \mathcal{T}_X is passed to the next step to test partial realizability.

Algorithm 2: *LowValuation*(\mathcal{T})

Explanation: This algorithm computes pre and post-valuations of nodes in the leaves and in the Y partition, simultaneously in the bottom-up manner checks if the realizability set is tautology (fully realizable) or an *obvious* negation (not realizable). If neither applies, it passes the new tree to Algorithm 3.

Input: $\mathcal{T} = (T, r, \gamma, \pi)$: an (X, Y) -graded project-join tree with internal nodes partitioned into $\mathcal{I}_X, \mathcal{I}_Y$.

Output: Returns *full* or *nullary realizability* if can determine by the end of this algorithm. Otherwise, a project-join tree \mathcal{T}_X of $(\exists_{y \in Y} y)\varphi$ is passed to Algorithm 3 for further determining between *partial* and *nullary realizability*.

```

1  $B_{pureX} \leftarrow$  conjunction of clauses without  $y$  variables
2 if  $B_{pureX} == \llbracket 0 \rrbracket$  return nullary realizable
3  $\mathcal{T}_X \leftarrow \mathcal{T}, b \leftarrow 1$ 
4 if  $\mathcal{I}_Y$  is empty return fully realizable
5 for  $n \in \mathcal{I}_Y \cup \mathcal{L}(T)$  do
6   | GenericValuation( $\mathcal{T}, n$ ) // in bottom-up order from leaves to root
7   | if  $BV_{pre}(\mathcal{T}_X, n) == \llbracket 0 \rrbracket$  return nullary realizable
8 end for
9 for  $n \in XLeaves(\mathcal{T})$  do
10  | if  $BV_{post}(\mathcal{T}_X, n) == \llbracket 0 \rrbracket$  return nullary realizable
11  | else if  $BV_{post}(\mathcal{T}_X, n) \neq \llbracket 1 \rrbracket$ 
12  |   |  $b \leftarrow 0$ 
13  |   end if
14  |  $\mathcal{V}(\mathcal{T}_X) \leftarrow \mathcal{V}(T_X) \setminus D(n)$  // remove the descendants of  $n$  from  $\mathcal{T}_X$ 
15  |  $\mathcal{L}(\mathcal{T}_X) \leftarrow \mathcal{L}(T_X) \cup \{n\}$  // add  $n$  to leaves of  $\mathcal{T}_X$ 
16 end for
17 if  $b == 1$  and  $B_{pureX} == \llbracket 1 \rrbracket$  return fully realizable
18 return HighValuation( $\mathcal{T}_X$ )
```

Theorem 3. *Given a graded project-join tree \mathcal{T} for a CNF formula φ , Algorithm 2 returns full realizability if and only if the formula $(\forall X)(\exists Y)\varphi(X, Y)$ is true. And the algorithm returns nullary realizability, if and only if the formula $(\exists X)(\exists Y)\varphi(X, Y)$ is false.*

When the formula is not fully realizable, we proceed to pass the tree returned by Algorithm 2 to Algorithm 3, which then distinguishes partial realizability from nullary realizability. It does this by simply using Algorithm 1 to compute the post-valuation of the root of \mathcal{T}_X .

To illustrate by the example in Figure 1a, for this formula, we do not check in Algorithm 3 because by Algorithm 2 full realizability is returned.

Algorithm 3: *HighValuation*(\mathcal{T}_X)

Input: $\mathcal{T}_X = (T_X, r_X, \gamma_X, \pi_X)$ is the generated tree from Algorithm 2, which is the project-join tree generated by projecting out all Y variables from the (X, Y) -graded tree for CNF φ .

Output: whether or not φ is partially realizable

```
1 for  $n \in \mathcal{I}_X$  // for all nodes in  $I_X$  partition
2 do
3 | GenericValuation( $\mathcal{T}, n$ ) // in bottom-up order leaves to the root
4 end for
5 if  $BV_{\text{post}}(\mathcal{T}_X, r_X) == \llbracket 0 \rrbracket$  return nullary realizable
6 else return partially realizable
```

Since this corresponds to taking the conjunction of the leaves (which are themselves the post-valuation of the first layer of Y nodes) and existentially quantifying the X variables, the result is 1 if φ is partially realizable, and 0 if not. Built on top of Theorem 2, we formulate the correctness of the algorithm:

Theorem 4. *Given a CNF formula φ and its graded project-join tree \mathcal{T} , if we generate \mathcal{T}_X by Algorithm 2, then Algorithm 3 returns the correct status of realizability of φ .*

4 Synthesis of Witness Functions

We now move to the third phase of our boolean-synthesis approach, where we construct boolean expressions for the output variables, which are the witness functions. More precisely, when the realizability set $R_\varphi(X)$, as defined in Section 3, is nonempty, we proceed to witness construction. We now formally define the concept of witnesses, in the context where the boolean synthesis problem is given as a CNF specification and reduced ordered BDDs are used for boolean-function representations.

The following lemma describes the *self-substitution method* for witness construction.

Lemma 1. [15] *Let X be a set of input variables and y a single output variable in a Boolean CNF formula $\varphi(X, y)$ with $R_\varphi(X) \neq \emptyset$. Then $g(X) = \varphi(X, y)[y \mapsto 1]$ is a witness for y in $\varphi(X, y)$.*

We now show how to extend this method to multiple output variables, building towards an approach using graded project-join trees.

4.1 Monolithic Approach

The synthesis procedure here builds on the condition that partial realizability is known, provided by the algorithms in Section. 3. While solvers constructed by related works, as discussed in Section. 1, apply only to fully realizable formulas, we show here that synthesis can also be performed to obtain witness functions in the case of partial realizability.

As a stepping stone towards graded-tree-based synthesis, we first explain how witness functions are constructed in the monolithic case. We review the basic framework in [15], where the realizability set $R_\varphi(X)$ is obtained through iterative quantification on y_n to y_1 , while witnesses are obtained via iterative substitution on y_1 to y_n .

Denote the BDD encoding the original CNF formula $\varphi(X, Y)$ to be $B_\varphi(X, Y)$. Then, a series of intermediate BDDs can be defined on the way of obtaining the realizability sets $R_\varphi(X)$:

$$\begin{aligned} B_n(X, y_1, \dots, y_n) &\equiv B_\varphi, \\ \dots \\ B_i(X, y_1, \dots, y_i) &\equiv (\exists y_{i+1})B_{i+1}, \\ \dots \\ B_0(X) &\equiv (\exists y_1)B_1 \end{aligned}$$

Finally, the realizability set $R_\varphi(X)$ is $B_0(X)$.

Note that existential quantification proceeds here *inside-out*, since larger-indexed output variables are quantified before smaller-indexed output variables. Witness construction, on the other hand, proceeds *outside-in*: witnesses are constructed in the reverse direction starting from the smallest-indexed output variable y_1 . The witnesses for variables y_1, \dots, y_{i-1} are substituted into B_i , from which we then construct the next witness g_i . Using the witness given by Lemma 1, we have:

$$g_1 \text{ is computed from: } B'_1(X, y_1) = B_1(X, y_1), \text{ via } g_1 = B'_1[y_1 \mapsto 1];$$

...

$$g_i \text{ is computed from: } B'_i(X, y_i) = B_i(X, y_1, \dots, y_i)[y_1 \mapsto g_1] \dots [y_{i-1} \mapsto g_{i-1}], \\ \text{via } g_i = B'_i(X, y_i)[y_i \mapsto 1].$$

The following lemma is based on [15].

Lemma 2. *If $R_0(X) \neq \emptyset$, then the g_i 's above are witness functions for Y in $\varphi(X, Y)$.*

As the witnesses above are computed using the self-substitution method from Lemma 1, each formula can have potentially many different witnesses. The correctness of the procedure does not depend on which witness is used. `RSynth` [15] applies the `SolveEqn` function of the CUDD package to compute a block of witnesses at once by essentially the procedure above. The procedure produces several witnesses for each variable, from which we chose one witnesses (by setting a parameter to 1).

The above monolithic synthesis framework was generalized in [27] to the case where the formula φ is given as a conjunction of *factors*. A factor can be a formula, for example, a single clause or a conjunction of clauses (called a “cluster” in that work). In that case, the principle of early quantification mentioned in Section 3.1 can be applied. See Appendix B for details. As shown in [27], the tool, *Factored RSynth*, generally outperforms `RSynth`.

In the following section, we describe a factored approach to witness construction using graded project-join trees.

4.2 Synthesis Using Graded Project-Join Trees

As we saw above, in the monolithic setting we compute the realizability set by quantifying the Y variables inside out, and then computing the witness function for these variables outside in. In the graded project-tree framework, we saw that the realizability set is computed by quantifying the Y variables bottom-up.

Our framework works for both partial and fully realizable cases. We first compute realizability sets going *bottom up* the graded project-join tree for φ as in Section 3. We now show that the witness functions for the Y variables can then be constructed by iterated substitution *top-down*. In other words, we first compute the witnesses for the variables in the labels of internal nodes at higher levels, and then propagate those down toward the leaves. We compute witnesses from the pre-valuation BV_{pre} of a node in the tree, computed as in Algorithm 1. Note that, in contrast to the bottom-up realizability and top-down synthesis described here, in projected model counting, where graded project-join trees were introduced [13], the trees are processed fully in a bottom-up fashion.

The following lemma is crucial to our approach.

Lemma 3. *Let m and n be two different internal nodes of a graded project-join tree \mathcal{T} such that n is not a descendant of m . Then no variable in $\pi(m)$ appears in $BV_{\text{pre}}(\mathcal{T}, n)$.*

We can derive from Lemma 3 the essential relation among witness functions for different variables: since the witness for a variable $y_i \in \pi(n)$ is computed from $BV_{\text{pre}}(\mathcal{T}, n)$, this witness can only depend on the witnesses of output variables $y_j \in \pi(m)$ such that n is a descendant of m .

Based on these insights, we present in Algorithm 4 our dynamic-programming synthesis algorithm for producing the witnesses $g_y(X)$ for each output variable y , represented by a BDD $W_y(X)$. The algorithm starts at the top-most layer of Y nodes, those whose parents are X nodes, represented by the set called $X\text{Leaves}$ (line 1). For each node n in this set (line 3), we compute the set of witnesses $\{W_y \mid y \in \pi(n)\}$ from $BV_{\text{pre}}(\mathcal{T}, n)$ (line 9) using the monolithic procedure from Section 4.1 (represented by the CUDD function $\text{SolveEqn}(\pi(n), BV_{\text{pre}}(\mathcal{T}, n))$, mentioned in that section). Note that, since the tree is graded, these nodes do not descend from any Y nodes. Therefore, by Lemma 3, these witnesses depend only on the X variables.

As we compute the witnesses for a node, we add all of its (non-leaf) children to the set of nodes to visit (line 6), representing the next layer of the tree. After all nodes in the current set have been processed, we repeat the process with the new layer (line 3).

Algorithm 4: $DPSynth(\mathcal{T})$

Notation: $C(n)$: set of the children nodes of n
Notation: $D(n)$: set of the descendant nodes of n
Notation: W_y : BDD representing the witness of variable y
Notation: $\llbracket \alpha \rrbracket$: the BDD representation of boolean expression α
Notation: $XLeaves(\mathcal{T})$ as in Algorithm 2
Input: $\mathcal{T} = (T, r, \gamma, \pi)$: the original (X, Y) -graded project-join tree of CNF φ
Input: BDDs $BV_{pre}(m)$ for all $m \in \mathcal{I}_Y$
Output: a series of BDDs $W_y, \forall y \in Y$, encoding the witness functions for output variables

```

1 synthNodes  $\leftarrow$  XLeaves( $\mathcal{T}$ )
2 while synthNodes  $\neq$   $\{\}$  do
  // from top-down order from the root to leaves
3   for all  $n \in$  synthNodes do
4     for  $n' \in C(n)$  do
5       if  $n'$  is not a leaf
6         | add  $n'$  to synthNodes
7       end if
8     end for
9     // monolithic algorithm presented in Section 4.1
10     $\{W_y \mid y \in \pi(n)\} \leftarrow$  SolveEqn( $\pi(n), BV_{pre}(\mathcal{T}, n)$ )
11    for  $n'' \in D(n)$  do
12      for all  $y \in \pi(n)$  do
13        // substitute new synthesized  $y$  by their witnesses  $W_y$  in
14        // the BDD representing the pre-valuation of descendants
15        //  $n''$ 
16         $BV_{pre}(\mathcal{T}, n'') \leftarrow BV_{pre}(\mathcal{T}, n'')[y \mapsto W_y]$ 
17      end for
18    end for
19  end for
20 end while
21 return  $W_y, \forall y \in Y$ 

```

This continues until the set of children is empty (line 2). Note that, since for each node n we apply the monolithic synthesis procedure only to the variables in $\pi(n)$, the witnesses can be dependent on the Y variables of its ancestors. Therefore, we finish the algorithm by iterating over the new synthesized witnesses W_y and substituting each into the pre-valuation of descendant nodes that are computed later (lines 10-14). Note that this overapproximates the set of dependencies on $y \in \pi(n)$ of the witnesses for $y' \in \pi(n'')$ for $n'' \in D(n)$, but since $W_{y'}[y \mapsto W_y] \equiv W_{y'}$ when y does not appear in $W_{y'}$, the result is still correct. At the end of this procedure, all W_y will be dependent only in the input variables X .

We still give a running example for the problem in Figure 1a. Once full realizability is detected, we apply Algorithm 4 and construct the witnesses in

the top-down manner. First, we get the witness $g_6 = 1$ for y_6 by $BV_{\text{pre}}(\mathcal{T}, 9) = \llbracket (\neg x_1 \vee x_2 \vee y_6) \rrbracket$. Then construct the witness $g_5 = (x_1 \wedge x_2) \wedge \neg x_3$ for y_5 by substituting $y_5 = 1$ in $BV_{\text{pre}}(\mathcal{T}, 7) = \llbracket (x_1 \vee \neg x_2 \vee x_3 \vee y_5) \wedge (\neg x_3 \vee x_2 \vee \neg y_5) \wedge (x_1 \vee \neg y_5 \vee \neg x_3) \rrbracket$. After that we go to node 6 and get $g_4 = x_1 \vee \neg x_3$ from $BV_{\text{pre}}(\mathcal{T}, 6) = \llbracket (x_1 \vee y_4 \vee \neg y_5) \wedge (\neg x_3 \vee x_1 \vee \neg y_4) \rrbracket$. Then since for this specific CNF g_5 is not dependent on g_4 , we do not have additional substitutions. The witnesses are correct by $\varphi[y_4 \mapsto g_4][y_5 \mapsto g_5][y_6 \mapsto g_6] = 1$.

The following theorem proves the correctness of witnesses constructed. First, it is easy to see by an inductive argument that a witness is synthesized for all output variables: all Y nodes that do not descend from other Y nodes are included in the set processed in the first iteration, and if a node is processed in one iteration, all of its children are included in the set for the next iteration. Since the tree is graded, we have processed all of the Y nodes, and since every output variable y is in the label of some node, a witness W_y is computed for every y . Then, the following theorem states the correctness of the witnesses constructed:

Theorem 5. *Algorithm 4 returns a set of BDDs encoding the witness functions for output variables that satisfy the given CNF φ , assuming that $\text{SolveEqn}(\pi(n), BV_{\text{pre}}(\mathcal{T}, n))$ returns correct witnesses for the variables in $\pi(n)$ in $BV_{\text{pre}}(\mathcal{T}, n)$.*

5 Experimental Evaluation

5.1 Realizability-Checking Phase

Methodology: To examine our dynamic-programming graded-project-join-tree-based approach for boolean realizability, we developed a software tool, *DPSynth*, which implements the theoretical framework described above. We choose to compare *DPSynth* to *Factored RSynth*, which as explained in the introduction is the closest existing tool, also being based on decision diagrams and outputting the realizability set along with the witnesses. Prior work [27] already demonstrated that *RSynth* practically never outperforms *Factored RSynth*, while *Factored RSynth* typically outperforms *RSynth*, so we compare in this paper to *Factored RSynth*. (See Section 5.4 for an additional comparison to a non-decision-diagram tool.) We measured the time and space performance for determining realizability on a set of mature benchmarks, described below. The experiments aim at answering the following research questions:

- Does our DP-based solution improve execution time for realizability checking? Does the overhead of *planning* time investment in *DPSynth* get paid off?
- How does the relative weight of planning overhead vary between small and large input instances?
- How does *DPSynth* improve the scalability of realizability checking?

(Tree width is one of the critical parameters impacting the performance of the graded project-jointree-based approach in running time. We discuss this issue further in separate a subsection.)

We selected 318 benchmarks that are neither too easy (taking less than 1ms) not too hard (such that the whole benchmark family is not solvable by either

solver) from the data set of forall-exists Π_2^P CNFs from the QBFEVAL [22] datasets from 2016 to 2019, without any more selection criteria, as the editions of QBFEVAL in 2020 and 2022 do not include additional 2QBF instances or tracks other than those included by 2019. Families of benchmarks that our experiments run on include *reduction-finding query*, *mutexP*, *qshifter*, *ranking functions*, *sorting networks*, *tree and fix-point detection* families, and also two additional scalable families, consisting of parametric integer factorization and subtraction benchmarks from [2, 3].

Among the full benchmark suite, at least 33% of the 285 instances where realizability can be checked by either DPSynth or factored RSynth are partially realizable. In the benchmarks for which both tools are able to synthesize a complete group of witnesses, 28% are partially realizable. (No benchmark in the suite is identified as nullary realizable). We conclude that partial realizability is a significant issue in Boolean synthesis. We now present the experimental results analyzed according to the research questions above

For each benchmark instance, we run the FlowCutter-based planner until we obtain the first tree decomposition, and we declare timeout if no tree decomposition is generated within ten minutes, in which case, the instance is marked unsolved. Otherwise, we take the first tree generated, and proceed to the execution phase of DPSynth, which includes BDD compilation, realizability checking, and synthesis of witnesses. The maximal time limit for each instance is set to be two hours for the execution phase. We measure planning time, execution time, and end-to-end time.

Our implementation is based on the CUDD Library [26] with BDD operations, and the FlowCutter tree-decomposition tool [20]. In our implementation, BDD variables are in MCS order [27]. This ordering is based on the primal graph of the input clause set, and was also used by Factored RSynth.

We ran the experiments on Rice University NOTS cluster, which assigns the jobs simultaneously to a mix of HPE SL230s, HPE XL170r, and Dell PowerEdge C6420 nodes, each of which has 16-40 cores with 32-192 GB RAM that runs at 2.1-2.60 GHz. Each solver-benchmark combination ran on a single core.

Experimental Results: Our goal in this paper was to compare the performance of the fast, CSP-based, formula-partitioning techniques of Factored RSynth [27], to the heavier-duty formula-partitioning techniques based on tree decomposition described above. For a fair comparison, the charts do not include data points for those instances that timed out for one of the solvers. (In total, DPSynth was able to solve 126 instances end-to-end, and RSynth 111.) Thus, our experiments compare *DPSynth* to Factored RSynth. Our conjecture is that such heavier-duty techniques pay off for larger formulas, but not necessarily for smaller formulas.

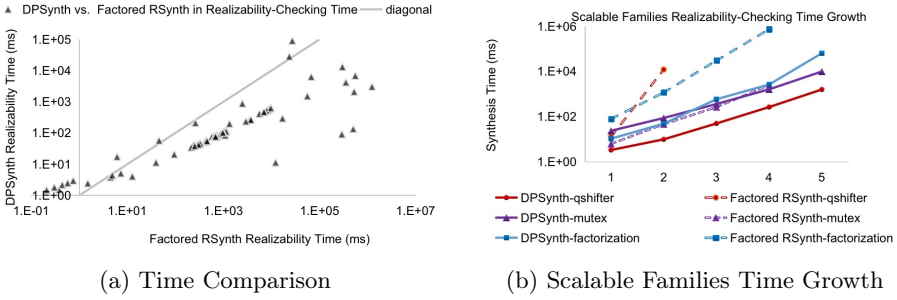


Fig. 2

Figure 2a shows overall running-time comparison between DPSynth and Factored RSynth for realizability checking. A clear pattern that emerges is there is a difference in relative performance between very small problems (solvable within 1 millisecond) and larger problems. DPSynth underperforms Factored RSynth on small instances, but outperforms on larger instances and the difference increases exponentially as input size grows. We conclude that planning overhead dominates on small input instances, but that effect fades off as instances get larger and the planning pays off. In memory usage comparison² – using peak node count as a measurement – DPSynth uses less memory than Factored RSynth. Here the graded project-join-tree approach is advantageous, and planning incurs no overhead.

To evaluate scalability, we take the scalable benchmark families mentioned previously, and compare the logarithmic-scale slope in their running time as sizes of benchmarks increase. As indicated in Figure. 2b, DPSynth scales exponentially better than Factored RSynth, as the planning overhead fades in significance as instances grow. We see a steeper slope on the exponential scale in DPSynth trends over factored RSynth. Some data points for larger benchmarks in the families (horizontal coordinates 3, 4, 5 on chart) are missing because factored RSynth is not able to finish solving these instances in realizability-checking phase within the time limit.

5.2 Synthesis

The experiments on synthesis of witnesses answer the following research questions:

- How does DPSynth compare in execution time to factored RSynth?
- Does the influence of *planning* investment reduces as problem gets large?
- What do we see in growth of tree widths and synthesis execution time?

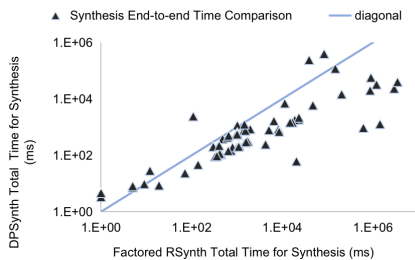
Using the same set of benchmarks and setting under the methodology as in Section 5.1, we applied our synthesis procedure to both fully realizable and partially realizable benchmarks. This broadens the scope of Boolean synthesis beyond that of fully realizable benchmarks, which is the scope of earlier work, as

² The charts for space consumption for both phases are in the Appendix C.

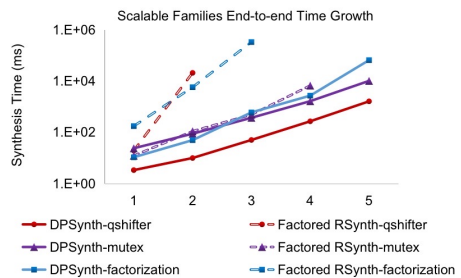
discussed above. Regarding end-to-end synthesis (planning, realizability checking, and synthesis, combined) DPSynth outperforms Factored RSynth in running time as illustrated in Figure 3a. As with realizability checking, planning overhead dominates for small instances, as discussed in Section 3, but DPSynth solves large benchmarks faster and shows significant advantage as problem size increases, once the planning overhead fades in significance. In memory usage there is consistent relative performance of DPSynth vs. Factored RSynth.

We again selected three scalable benchmark families, scaled based on a numerical parameter. As shown in Figure 3b, DPSynth scales exponentially as benchmark size increases. Similarly to the case in realizability checking, the missing data points on larger benchmarks in the scalable families presented by the dashed lines are caused by the timeouts by factored RSynth.

While DPSynth shows performance advantage over Factored RSynth with respect to our benchmark suite, one cannot conclude that DPSynth always dominates Factored RSynth. This is because DPSynth involves computationally non-trivial planning phase, and it is not possible to say definitively that the planning overhead always pays off.



(a) Synthesis Time: DPSynth vs. Factored RSynth



(b) Scalable Families Comparison

Fig. 3

We can conclude, however, that DPSynth is an important addition to the portfolio of algorithms for boolean synthesis.

5.3 Tree Widths and Realizability

Graded project-join trees enable the computation of the realizability set in a way that minimizes the set of support of intermediate ADDs (Algebraic Decision Diagrams), saving time and memory. But computing these trees is a heavy computational task. In this section, we study the impact of tree width on realizability checking.

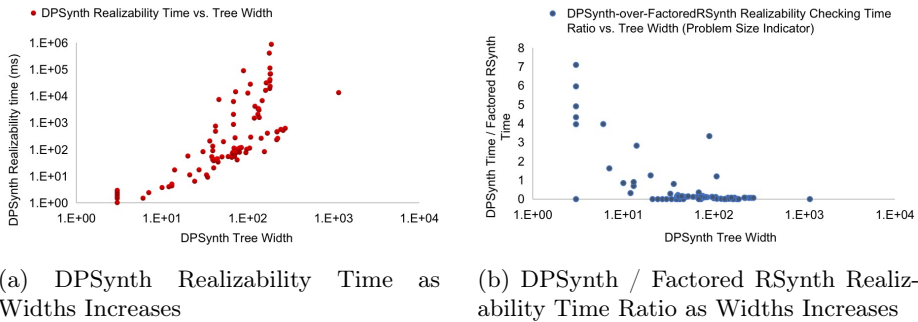


Fig. 4

Figure 4a presents the range of realizability time run by DPSynth along increasing tree widths. As we see, increases in *tree widths* implies an increase in running time for realizability-checking. Figure 4b, depicts the ratio of realizability time, computed by that of DPSynth over Factored RSynth, with respect to tree width, for problem instances that can be solved by both solvers. As treewidth increases, the over-performance of DPSynth over Factored RSynth increases, as planning overhead decreases in significance for higher-treewidth instances.

Synthesis execution time has similar relation with tree widths.

5.4 Comparison with Non-BDD-Based Synthesis

To complement our evaluation, we include additional experiments to verify whether DPSynth is competitive with non-BDD-based synthesis solvers, as motivated in Section 1. We compare with Manthan [17], a leading tool that is not based on decision diagrams, and find that DPSynth performs favorably.

We present a general picture by the following table, which shows the overall strength of the dynamic-programming decision-diagram approach, by measuring the time and space usage of experiments on the dataset selected from QBFEVAL'16 to QBFEVAL'19. DPSynth and Manthan each is able to solve some benchmarks that the other does not solve.

In order to compare the running time, we compare against Manthan using the DPSynth *end-to-end synthesis* time, which is the sum of tree-decomposition time, compilation, realizability-checking time, and synthesis time.

As the overall picture of synthesis solving, DPSynth shows a better time performance on most instances. DPSynth and Manthan each has strength on some instances, but the number of benchmarks that only DPSynth solves is larger than those solved only by Manthan. On those that are solved by both, DPSynth takes less time in most of them. See Appendix D for more illustrative data on specific fully and partially-realizable benchmarks.

	Number of benchmarks
solved by Manthan	79
solved by DPSynth	102
solved by both Manthan and DPSynth	70
solved by Manthan but not by DPSynth	9
solved by DPSynth but not by Manthan	32

6 Concluding Remarks

To summarize the contribution in this work, we propose a novel symbolic dynamic programming approach for realizability checking and witness construction in boolean synthesis, based on graded project-join trees. The algorithm we propose here combine a bottom-up realizability-checking phase with a top-down synthesis phase. We demonstrated experimentally that our approach, implemented in the DPSynth tool, is powerful and more scalable than the approach based on CSP heuristics (Factored RSynth). Another crucial contribution of this work is the inclusion of partial realizability checking, which applies to 30% of the total number of benchmarks. As we explain in introduction, this consideration, which is lacking in other works, is motivated by the need in modular circuit design and temporal synthesis to locate the scope of realizable inputs in iterative constructions.

There are many directions for future work. Variable ordering is a critical issue in decision-diagram algorithms, and should be explored further in the context of our approach. In particular, dynamic variable ordering should be investigated [25]. Also, in our work here we used high-level API of the BDD package CUDD, but it is possible that performance gains can be obtained by using also low-level BDD-manipulating APIs. The question of how to provide certificates of unrealizability also needs to be explored, c.f., [8, 9].

As mentioned earlier, quantifier elimination is a fundamental algorithmic component in temporal synthesis [30]. Tabajara and Vardi explored a factored approach for temporal synthesis [28]. It would be worthwhile to explore also the graded project-tree approach for boolean synthesis in the context of factored temporal synthesis. Finally, quantifier elimination is also a fundamental operation in symbolic model checking [11] and partitioning techniques have been explored in that context [10]. Therefore, exploring the applicability of our dynamic-programming approach in that setting is also a promising research direction.

Acknowledgments. This work was supported in part by NSF grants IIS-1527668, CCF-1704883, IIS-1830549, CNS-2016656, DoD MURI grant N00014-20-1-2787, an award from the Maryland Procurement Office, the Big-Data Private-Cloud Research Cyberinfrastructure MRI-award funded by NSF under grant CNS-1338099 and by Rice University’s Center for Research Computing (CRC).

References

1. Akshay, S., Arora, J., Chakraborty, S., Krishna, S., Raghunathan, D., Shah, S.: Knowledge compilation for boolean functional synthesis. In: 2019 Formal Methods in Computer Aided Design (FMCAD). pp. 161–169. IEEE (2019)
2. Akshay, S., Chakraborty, S., Goel, S., Kulal, S., Shah, S.: What’s hard about boolean functional synthesis? In: Chockler, H., Weissenbacher, G. (eds.) Computer Aided Verification - 30th International Conference, CAV 2018, Held as Part of the Federated Logic Conference, FloC 2018, Oxford, UK, July 14–17, 2018, Proceedings, Part I. Lecture Notes in Computer Science, vol. 10981, pp. 251–269. Springer (2018)
3. Akshay, S., Chakraborty, S., Goel, S., Kulal, S., Shah, S.: Boolean functional synthesis: hardness and practical algorithms. *Formal Methods in System Design* **57**(1), 53–86 (2021)
4. Bahar, R.I., Frohm, E.A., Gaona, C.M., Hachtel, G.D., Macii, E., Pardo, A., Somenzi, F.: Algebraic decision diagrams and their applications. *Formal methods in system design* **10**(2), 171–206 (1997)
5. Bellman, R.: Dynamic programming. *Science* **153**(3731), 34–37 (1966)
6. Bodlaender, H.L., Bonnet, É., Jaffke, L., Knop, D., Lima, P.T., Milanič, M., Ordyniak, S., Pandey, S., Suchý, O.: Treewidth is np-complete on cubic graphs (and related results). arXiv preprint arXiv:2301.10031 (2023)
7. Bryant, R.E.: Graph-based algorithms for Boolean function manipulation. *IEEE TC* **100**(8), 677–691 (1986)
8. Bryant, R.E., Heule, M.J.: Dual proof generation for quantified boolean formulas with a bdd-based solver. In: CADE. pp. 433–449 (2021)
9. Bryant, R.E., Heule, M.J.: Generating extended resolution proofs with a bdd-based sat solver. In: International Conference on Tools and Algorithms for the Construction and Analysis of Systems. pp. 76–93. Springer (2021)
10. Burch, J.R., Clarke, E.M., Long, D.E.: Symbolic model checking with partitioned transition relations. In: Proc. IFIP 10.5 Int’l Conference on Very Large Scale Integration. IFIP Transactions, vol. A-1, pp. 49–58. North-Holland (1991)
11. Burch, J.R., Clarke, E.M., McMillan, K.L., Dill, D.L., Hwang, L.J.: Symbolic model checking: 1020 states and beyond. *Information and computation* **98**(2), 142–170 (1992)
12. Dudek, J.M., Phan, V.H.N., Vardi, M.Y.: DPMC: weighted model counting by dynamic programming on project-join trees. In: Proc. 26 Int’l Conf. on Principles and Practice of Constraint Programming. Lecture Notes in Computer Science, vol. 12333, pp. 211–230. Springer (2020)
13. Dudek, J.M., Phan, V.H.N., Vardi, M.Y.: Procoun: Weighted projected model counting with graded project-join trees. In: Li, C., Manyà, F. (eds.) Theory and Applications of Satisfiability Testing - SAT 2021 - 24th International Conference, Barcelona, Spain, July 5–9, 2021, Proceedings. Lecture Notes in Computer Science, vol. 12831, pp. 152–170. Springer (2021)
14. Dudek, J.M., Phan, V.H., Vardi, M.Y.: ADDMC: weighted model counting with algebraic decision diagrams. In: AAAI. vol. 34, pp. 1468–1476 (2020)
15. Fried, D., Tabajara, L.M., Vardi, M.Y.: BDD-based Boolean functional synthesis. In: Proc. 28th Int’l Conf. on Computer Aided Verification. Part II. Lecture Notes in Computer Science, vol. 9780, pp. 402–421. Springer (2016)
16. Gogate, V., Dechter, R.: A complete anytime algorithm for treewidth. arXiv preprint arXiv:1207.4109 (2012)

17. Golia, P., Roy, S., Meel, K.S.: Manthan: A data-driven approach for boolean function synthesis. In: International Conference on Computer Aided Verification. pp. 611–633. Springer (2020)
18. Golia, P., Slivovsky, F., Roy, S., Meel, K.S.: Engineering an efficient boolean functional synthesis engine. In: 2021 IEEE/ACM International Conference On Computer Aided Design (ICCAD). pp. 1–9. IEEE (2021)
19. Hachtel, G.D., Somenzi, F.: Logic synthesis and verification algorithms. Springer Science & Business Media (2007)
20. Hamann, M., Strasser, B.: Graph bisection with pareto-optimization. In: Goodrich, M.T., Mitzenmacher, M. (eds.) Proceedings of the Eighteenth Workshop on Algorithm Engineering and Experiments, ALENEX 2016, Arlington, Virginia, USA, January 10, 2016. pp. 90–102. SIAM (2016)
21. Moskewicz, M.W., Madigan, C.F., Zhao, Y., Zhang, L., Malik, S.: Chaff: Engineering an efficient sat solver. In: Proceedings of the 38th annual Design Automation Conference. pp. 530–535 (2001)
22. Narizzano, M., Pulina, L., Tacchella, A.: The QBFEVAL web portal. In: Proc. 10th European Conf. on Logics in Artificial Intelligence. Lecture Notes in Computer Science, vol. 4160, pp. 494–497. Springer (2006)
23. Rabe, M.N., Seshia, S.A.: Incremental determinization. In: Creignou, N., Berre, D.L. (eds.) Theory and Applications of Satisfiability Testing - SAT 2016 - 19th International Conference, Bordeaux, France, July 5-8, 2016, Proceedings. Lecture Notes in Computer Science, vol. 9710, pp. 375–392. Springer (2016)
24. Robertson, N., Seymour, P.D.: Graph minors. x. obstructions to tree-decomposition. *Journal of Combinatorial Theory, Series B* **52**(2), 153–190 (1991)
25. Rudell, R.: Dynamic variable ordering for ordered binary decision diagrams. In: Proceedings of 1993 International Conference on Computer Aided Design (ICCAD). pp. 42–47. IEEE (1993)
26. Somenzi, F.: CUDD: CU Decision Diagram Package Release 3.0.0. University of Colorado at Boulder (2015)
27. Tabajara, L.M., Vardi, M.Y.: Factored boolean functional synthesis. In: Stewart, D., Weissenbacher, G. (eds.) 2017 Formal Methods in Computer Aided Design, FMCAD 2017, Vienna, Austria, October 2-6, 2017. pp. 124–131. IEEE (2017)
28. Tabajara, L.M., Vardi, M.Y.: Partitioning techniques in ltl synthesis. In: Int’l Joint Conference on Artificial Intelligence (2019)
29. Zhu, S., Tabajara, L.M., Li, J., Pu, G., Vardi, M.Y.: A symbolic approach to safety ltl synthesis. In: Proc. 13th Int’l Haifa Verification Conference. Lecture Notes in Computer Science, vol. 10629, pp. 147–162. Springer (2017)
30. Zhu, S., Tabajara, L.M., Li, J., Pu, G., Vardi, M.Y.: Symbolic ltl synthesis. In: Proc. 26th Int’l Joint Conference on Artificial Intelligence. pp. 1362–1369. ijcai.org (2017)

A Proofs

A.1 Proof of Theorem. 1

Proof. We first prove the correctness of post-valuations computed. *Case 1:* If n is a leaf in \mathcal{T} , $n \in \mathcal{L}(T)$, the returned $\text{BV}_{\text{post}}(\mathcal{T}, n)$ encodes $\gamma(n)$ in line 5, which is the clause represented by n . This is the same BDD as $\text{BV}_{\text{post}}(\mathcal{T}, n)$ in Definition 6.

Case 2: Otherwise, we just need to show in the loop in line 9-12, BDD $\text{BV}_{\text{post}}(\mathcal{T}, n)$ is always equivalent to the conjunction $\bigwedge_{n' \in C(n)} \text{BV}_{\text{pre}}(\mathcal{T}, n')$. As in Def. 6, we denote the represented boolean formula of BDD B by $\langle B \rangle$. We use induction and assume that by the end of every iteration, $\langle \text{BV}_{\text{pre}}(\mathcal{T}, n) \rangle \equiv \bigwedge_{n'' \in C'(n)} \langle \text{BV}_{\text{post}}(\mathcal{T}, n'') \rangle$, where $C'(n)$ is the set of all children nodes that have been traversed by the end of the last iteration. In the base case, $\text{BV}_{\text{pre}}(\mathcal{T}, n) = 1 \wedge \text{BV}_{\text{post}}(\mathcal{T}, n')$, where n' is the first children node traversed. Hence it returns as defined. Specifically, if $\text{BV}_{\text{pre}}(\mathcal{T}, n') = \llbracket 0 \rrbracket$, then the iteration is the last iteration since conjunction of boolean formulas with 0 is also 0.

Next we prove the induction step. If in the new iteration the BDD $\text{BV}_{\text{pre}}(\mathcal{T}, n')$ is not 0, then it is updated to the conjunction of $(\bigwedge_{n'' \in C'(n)} \text{BV}_{\text{post}}(\mathcal{T}, n'')) \wedge \text{BV}_{\text{pre}}(\mathcal{T}, n')$, exactly matching the inductive hypothesis. So this invariant is preserved in this new iteration. If in the new iteration of n' , the BDD $\text{BV}_{\text{pre}}(\mathcal{T}, n')$ encodes 0, the conjunction in Def. 6 is also 0, so the pre-valuation line 12 is consistent with the inductive hypothesis. Hence by the end of every iteration of the loop in lines 9-12, we have the invariant that $\text{BV}_{\text{pre}}(\mathcal{T}, n) \equiv \bigwedge_{n'' \in C'(n)} \text{BV}_{\text{post}}(\mathcal{T}, n'')$. Line 13 performs the operation of existential quantification in Def. 6. Hence we have the correctness of Alg. 1.

Next we show the equivalence between the returned pre-valuations and its definition. For leave nodes n , the pre-valuation computed in line 4 corresponds to Definition. 6. In the case of internal node, $\text{BV}_{\text{pre}}(\mathcal{T}, n)$ is returned either by the end of the for-loop in lines 9-12, or returned whenever it is equal to $\llbracket 0 \rrbracket$. We also know that $\text{BV}_{\text{post}}(\mathcal{T}, n)$ is proved above to be equivalent to its definition, and the fact that a conjunction with zero is always 0, in the sense of both boolean formulas and BDDs. Therefore we are only left to show that the pre-valuation defined in Definition. 6 is equivalent to $\text{pre-BV}(\mathcal{T}, n)$ at the end of Algorithm. 1. Since $\text{pre-BV}(\mathcal{T}, n)$ is updated in line 10 only, it is equivalent to the conjunction of $\llbracket 1 \rrbracket$ and $\text{BV}_{\text{post}}(\mathcal{T}, n')$ for all $n' \in C(n)$, which is exactly as defined in its Definition. 6. Hence we complete the proof. \square

A.2 Proof of Theorem. 3

Proof. First, we prove the first statement of Theorem 3. Suppose $(\exists_{y \in Y} y)\varphi = 1$, i.e., there is full realizability. We need to show that $b = 1$ throughout the for-loop in lines 10-16. i.e., We need to prove that in all iterations, the algorithm never goes to line 14. That is, to show that $\text{BV}_{\text{post}}(\mathcal{T}_X, n) = 1$ for all $n \in \text{XLeaves}(\mathcal{T})$.

By Definition 6 and Theorem 1, the post-valuation of Y internal nodes is equal to the conjunction of post-valuations under it with its labelled Y variables existentially quantified. This is then equivalent to the conjunctions of all leaves in its descendants, projecting out all variables labelled in its descendants. Since we assume full realizability, all clauses represented by the leaves are satisfiable, and thus the post-valuations of all the Y internal nodes are equal to 1, not to mention the visited internal nodes in the uppermost level of \mathcal{I}_Y .

To prove the other direction, assume that Algorithm 2 returns *fully realizable*. Then line 17 must confirm, and it is equivalent to say $BV_{\text{post}}(\mathcal{T}_X, n)$ is always 1. Then for all internal nodes in $X\text{Leaves}(\mathcal{T})$, post-valuation is $\llbracket 1 \rrbracket$. Since all the leaves in the original graded project-join tree \mathcal{T} has one and only one ancestor in $X\text{Leaves}(\mathcal{T})$, the conjunction of the post-valuations of all $n \in X\text{Leaves}(\mathcal{T})$ is equivalent to $(\exists_{y \in Y} y)\varphi$ and to 1. Hence φ achieves full realizability.

Next, we prove that a returned *not realizable* from Algorithm 2 is sufficient condition for null realizability of φ . Suppose Algorithm 2 returns *not realizable*. Then in line 11, $BV_{\text{post}}(\mathcal{T}_X, n) = \llbracket 0 \rrbracket$. There is some Y internal node n without parents in \mathcal{I}_Y , such that its post-valuation in \mathcal{T}_X is the 0-BDD. Hence, by Def. 6, the conjunction of post-valuations of its children node in \mathcal{I}_Y is 0. Thus there does not exist Y variables labelled by this node n , such that the conjunction of clauses in its descendants is satisfiable. Thus, there does not exist a set of boolean values for all the Y variables, that satisfies the conjunction of clauses in descendants of n . Moreover, the conjunction of all clauses in φ is not satisfiable. Thus, φ does not achieve partial realizability in its domain and null realizability is proved.

Hence we complete the proof for Theorem 3. □

A.3 Proof of Theorem. 2

This theorem follows from the definition of realizability set and Definition. 6:

Proof. Let \mathcal{T} be a graded project-join tree of CNF $\varphi(X, Y)$. Let $X_{\text{leaves}}(\mathcal{T})$ be the set of highest Y nodes. Denote descendants of node n by $D(n)$.

From Definition. 6,

$$BV_{\text{pre}}(\mathcal{T}, n) \equiv (\exists_{z \in V} z) \bigwedge_{l \in D(n) \cap \mathcal{L}(\mathcal{T})} \gamma(l)$$

where $V = \{z \mid \exists m \in D(n) \text{ s.t. } z \in \pi(m)\}$. Then the realizability set R is defined to be

$$R = \{(x_1 \dots x_m) \mid (\exists y_1) \dots (\exists y_n) \text{ s.t. } \varphi(x_1, \dots, x_m, y_1, \dots, y_n) = 1\} = (\exists_{\forall y \in Y} y) \bigwedge_{l \in \mathcal{L}(\mathcal{T})} \gamma(l)$$

We also know that each Y variable is labelled under one and only one highest level Y node, by definition of a graded project-join tree. Hence

$$Y = \bigcup_{n \in X_{\text{leaves}}(\mathcal{T})} \left(\bigcup_{m \in D(n)} \pi(m) \right).$$

Therefore, the conjunction of pre-evaluations for all $n \in X_{\text{leaves}}(\mathcal{T})$, i.e., $\bigwedge_{n \in X_{\text{leaves}}(\mathcal{T})} \text{BV}_{\text{pre}}(\mathcal{T}, n)$, we can show:

$$\begin{aligned}
 & \bigwedge_{n \in X_{\text{leaves}}(\mathcal{T})} \text{BV}_{\text{pre}}(\mathcal{T}, n) \\
 \equiv & \bigwedge_{n \in X_{\text{leaves}}(\mathcal{T})} (\exists z \in V z) \bigwedge_{l \in D(n) \cap \mathcal{L}(\mathcal{T})} \gamma(l) \text{ where } V = \{z \mid \exists m \in D(n) \text{ s.t. } z \in \pi(m)\} \\
 \equiv & (\exists z \in V' z) \bigwedge_{n \in X_{\text{leaves}}(\mathcal{T})} \bigwedge_{l \in D(n) \cap \mathcal{L}(\mathcal{T})} \gamma(l) \\
 & \text{where } V' = \{z \mid \exists n \in X_{\text{leaves}}(\mathcal{T}), \exists m \in D(n) \text{ s.t. } z \in \pi(m)\}
 \end{aligned}$$

(since a variable only occurs in clauses represented a leaves under its ancestors)
 (by definition of graded project-join tree)

$$\begin{aligned}
 \equiv & (\exists z \in V' z) \bigwedge_{n \in X_{\text{leaves}}(\mathcal{T})} \bigwedge_{l \in D(n) \cap \mathcal{L}(\mathcal{T})} \gamma(l) \\
 & \text{where } V' = \{z \mid \exists m \in \mathcal{I}_Y \text{ s.t. } z \in \pi(m)\}
 \end{aligned}$$

(by definition of \mathcal{I}_Y)

$$\begin{aligned}
 \equiv & (\exists z \in Y z) \bigwedge_{n \in X_{\text{leaves}}(\mathcal{T})} \bigwedge_{l \in D(n) \cap \mathcal{L}(\mathcal{T})} \gamma(l)
 \end{aligned}$$

(by definition of \mathcal{T})

$$\begin{aligned}
 \equiv & (\exists Y) \bigwedge_{n \in X_{\text{leaves}}(\mathcal{T})} \bigwedge_{l \in D(n) \cap \mathcal{L}(\mathcal{T})} \gamma(l) \\
 \equiv & (\exists Y_\varphi) \bigwedge_{l \in \mathcal{L}(\mathcal{T})} \gamma(l).
 \end{aligned}$$

(by definition of \mathcal{T} and notation in the statement to be proved)

Theorem 2 is proved. □

A.4 Proof of Theorem. 4

Proof. Suppose Algorithm 3 returns *not realizable*. Then the post-valuation of the root is 0-BDD. By Definition 6, it is either a leaf representing an unsatisfiable clause, or the X variables do not satisfy the conjunction of all clauses in the tree. In the trivial former case it is obviously not realizable.

In the latter case, since \mathcal{T}_X is the output of Algorithm 2 where all Y internal nodes are eliminated, the post-valuation of these new leaves remain the same in the updated tree \mathcal{T}_X . Taking existential projections on an output variable only to the clauses where it has occurrences in, is logically equivalent to quantifying it on the entire formula. The same reasoning applied to their symbolic representations. Hence the conjunction of the clauses in \mathcal{T}_X with all X variables quantified is

logically equivalent to φ with all X and Y existentially quantified. Hence, there do not exist X and Y variables that satisfy φ . i.e., if Algorithm 3 returns *not realizable*, there is null realizability.

On the other hand, assume Algorithm 3 returns *partially realizable*. Then in line 1 $\text{BV}_{\text{post}}(\mathcal{T}_X, r_x)$ is not 0-BDD. That is, the conjunction of leaves has satisfying set of variables labelled. By analysis above, it is equivalent to satisfiability of the CNF formula represented by the original tree \mathcal{T} in Algorithm 2. That is, there is partial realizability. Since null and partial realizability is complementary to each other, we do not need to prove the reverse directions in both cases. Hence the correctness of Theorem 4 is proved. \square

A.5 Proof of Lemma. 3

Proof. From the definition of project-join tree, if $y \in \pi(m)$ then every clause where y appears must be in a leaf node that descends from m . Since n is not a descendant of m , then either no clauses containing y have been joined on the way to form $\text{BV}_{\text{pre}}(\mathcal{T}, n)$, or (if m is a descendant of n instead) y has already been existentially quantified. \square

A.6 Proof of Theorem. 5

Proof. We use $C(n)$ to denote the set of children of node n , $D(n)$ the set of descendants of node n (not including n itself), and $L(n) \subseteq D(n)$ the set of descendants of n that are leaves. We also use the notation $Y_n = Y \cap \pi(n)$ for the set of variables synthesized in node n and $Y'_n = \bigcup_{n' \in D(n)} Y_n$ for the set of variables synthesized in nodes that are descendants of n . Finally, we denote by $W_y^n = W_y[y' \mapsto W_{y'}]_{y' \in Y_n \cup Y'_n}$ the witness for variable y after all witnesses synthesized in n or its descendants have been substituted into it. Note that if $y \in Y_m$ where m is not a descendant of n (including when $m = n$) then $W_y^n = W_y$ (by Lemma 3).

Assume that, for an arbitrary node n , $\text{SolveEqn}(\pi(n), \text{BV}_{\text{pre}}(\mathcal{T}, n))$ returns a correct witness W_y for every $y \in \pi(n)$. In other words, that $\text{BV}_{\text{pre}}(\mathcal{T}, n)[y \mapsto W_y]_{y \in Y_n} \equiv (\exists Y_n) \text{BV}_{\text{pre}}(\mathcal{T}, n)$. Recall that both W_y and $\text{BV}_{\text{pre}}(\mathcal{T}, n)[y \mapsto W_y]_{y \in Y_n}$ can still be dependent not only on the X variables, but also on the Y variables of nodes that n descends from (but no other nodes, as per Lemma 3).

We show by induction that the following holds for every node n :

$$\left(\bigwedge_{c \in L(n)} \gamma(c) \right) [y \mapsto W_y^n]_{y \in Y_n}$$

$$[y \mapsto W_y^n]_{y \in Y'_n} \equiv (\exists Y_n)(\exists Y'_n) \bigwedge_{c \in L(n)} \gamma(c).$$

This expression states that $\{W_y^n \mid y \in Y_n \cup Y'_n\}$ are witnesses for $\bigwedge_{c \in L(n)} \gamma(c)$ (note that these witnesses might still depend on Y variables from ancestors of n). If $n = r$ is the root of the tree, then $\bigwedge_{c \in L(r)} \gamma(c) \equiv \varphi$ and $Y_r \cup Y'_r = Y$, and so $\varphi[y \mapsto W_y^r]_{y \in Y} \equiv (\exists Y)\varphi$. In other words, $\{W_y^r \mid y \in Y\}$ are witnesses for the Y variables. Note that the W_y^r are equivalent to the final witnesses returned in line 17. Therefore, the witnesses returned by Algorithm 4 are correct. All that is left is to prove (since $\text{BV}_{\text{pre}}(\mathcal{T}, n) \equiv (\exists Y'_n) \bigwedge_{c \in L(n)} \gamma(c)$).

Base case. Assume n is a leaf. In that case, $L(n)$, Y_n and Y'_n are all empty, and $\bigwedge_{c \in L(n)} \gamma(c) \equiv 1$. Therefore, (since $\text{BV}_{\text{pre}}(\mathcal{T}, n) \equiv (\exists Y'_n) \bigwedge_{c \in L(n)} \gamma(c)$) holds vacuously.

Inductive step. Assume n is an internal node, and (since $\text{BV}_{\text{pre}}(\mathcal{T}, n) \equiv (\exists Y'_n) \bigwedge_{c \in L(n)} \gamma(c)$) holds for all of n 's children $C(n) = \{n_1, \dots, n_k\}$. We will show that it holds for n as well. Note that we use the fact that, by early quantification, $\text{BV}_{\text{pre}}(\mathcal{T}, n) \equiv (\exists Y'_n) \bigwedge_{c \in L(n)} \gamma(c)$.

$$\begin{aligned}
& (\exists Y_n)(\exists Y'_n) \bigwedge_{c \in L(n)} \gamma(c) \\
& \equiv (\exists Y_n) \text{BV}_{\text{pre}}(\mathcal{T}, n) && \text{(since } \text{BV}_{\text{pre}}(\mathcal{T}, n) \equiv (\exists Y'_n) \bigwedge_{c \in L(n)} \gamma(c)\text{)} \\
& \equiv \text{BV}_{\text{pre}}(\mathcal{T}, n)[y \mapsto W_y^n]_{y \in Y_n} && \text{(by correctness of SolveEqn)} \\
& && \text{(and by } W_y^n = W_y\text{)} \\
& \equiv \left((\exists Y'_n) \bigwedge_{c \in L(n)} \gamma(c) \right) [y \mapsto W_y^n]_{y \in Y_n} \\
& && \text{(since } \text{BV}_{\text{pre}}(\mathcal{T}, n) \equiv (\exists Y'_n) \bigwedge_{c \in L(n)} \gamma(c)\text{)} \\
& \equiv \left(\bigwedge_{i=1}^k (\exists Y_{n_i})(\exists Y'_{n_i}) \bigwedge_{c \in L(n_i)} \gamma(c) \right) [y \mapsto W_y^n]_{y \in Y_n} \\
& && \text{(by early quantification)} \\
& && \text{(and by the fact that the } L(n_i)\text{ are disjoint)} \\
& \equiv \left(\bigwedge_{i=1}^k \left(\bigwedge_{c \in L(n_i)} \gamma(c) \right) [y' \mapsto W_{y'}^{n_i}]_{y' \in Y_{n_i} \cup Y'_{n_i}} \right) [y \mapsto W_y^n]_{y \in Y_n} \\
& && \text{(by induction hypothesis)} \\
& \equiv \left(\bigwedge_{i=1}^k \bigwedge_{c \in L(n_i)} \gamma(c) \right) [y' \mapsto W_{y'}^{n_1}]_{y' \in Y_{n_1} \cup Y'_{n_1}} \dots
\end{aligned}$$

$$\begin{aligned}
& [y' \mapsto W_{y'}^{n_k}]_{y' \in Y_{n_k} \cup Y'_{n_k}} [y \mapsto W_y^n]_{y \in Y_n} && \text{(since the } L(n_i) \text{ are disjoint)} \\
\equiv & \left(\bigwedge_{i=1}^k \bigwedge_{c \in L(n_i)} \gamma(c) \right) [y \mapsto W_y^n]_{y \in Y_n} \\
& [y' \mapsto W_{y'}^n]_{y' \in Y_{n_1} \cup Y'_{n_1}} \dots [y' \mapsto W_{y'}^n]_{y' \in Y_{n_k} \cup Y'_{n_k}} && (*) \\
\equiv & \left(\bigwedge_{i=1}^k \bigwedge_{c \in L(n_i)} \gamma(c) \right) [y \mapsto W_y^n]_{y \in Y_n} [y' \mapsto W_{y'}^n]_{y' \in Y'_n} \\
& \text{(since } Y_{n_1} \cup Y'_{n_1} \cup \dots \cup Y_{n_k} \cup Y'_{n_k} = Y'_n) \\
\equiv & \left(\bigwedge_{c \in L(n)} \gamma(c) \right) [y \mapsto W_y^n]_{y \in Y_n} [y' \mapsto W_{y'}^n]_{y' \in Y'_n}. \\
& \text{(since } L(n_1) \cup \dots \cup L(n_k) = L(n))
\end{aligned}$$

The step marked with (*) above merits a more detailed explanation. In the step before, the substitution $[y \mapsto W_y^n]_{y \in Y_n}$ is performed at the end, and therefore this substitution also affects the witnesses $W_{y'}^{n_i}$ from the child nodes (which might depend on the variables $y \in Y_n$). When we move this substitution to the beginning, to ensure equivalence we must also substitute W_y^n into the substitutions $[y' \mapsto W_{y'}^{n_i}]_{y' \in Y_{n_i} \cup Y'_{n_i}}$, which updates $W_{y'}^{n_i}$ to $W_{y'}^{n_i} [y \mapsto W_y^n]_{y \in Y_n} \equiv W_{y'}^n$. \square

B Synthesis in Factored RSynth

Let $\varphi = F_1 \wedge \dots \wedge F_m$ (each F_j is a factor, for example a clause or a cluster). We associate with the factor F_j the set Y_j of the output variables that occur in F_j but do not occur in a factor F_i with $i < j$. Equivalently speaking, the set Y_j consists of the variables from F_j that only occur in factors F_j, \dots, F_m . Moreover, since each Y_j includes all variables that satisfy this criterion, for all $1 \leq j \leq m$, if a variable $y \in Y_j$, then it is guaranteed that $y \notin Y_k$ for $k \neq j$.

The intuition behind this definition is that an output variable $y \in Y_j$ does not depend on the formulas F_1, \dots, F_{j-1} . Thus, these clauses can be ignored when constructing a witness for y . i.e., the values of clauses in these other factors do not affect the function constructed for this variable. We use the notation \mathcal{F}_j to denote the BDD representing the factor F_j , and $\exists Y_j$ to denote the existential quantification of all variables $y \in Y_j$ as a block. We can then compute realizability by using early quantification:

$$\begin{aligned}
B_{m-1} &\equiv (\exists Y_m) \mathcal{F}_m \\
B_{m-2} &\equiv (\exists Y_{m-1}) (\mathcal{F}_{m-1} \wedge B_{m-1}) \\
&\dots \\
B_i &\equiv (\exists Y_{i+1}) (\mathcal{F}_{i+1} \wedge B_{i+1}) \\
&\dots
\end{aligned}$$

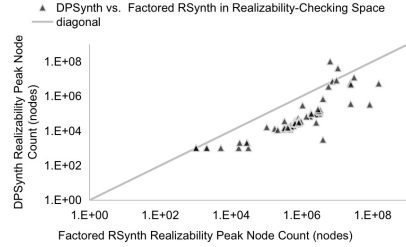
$$\begin{aligned}
 B_1 &\equiv (\exists Y_2)(\mathcal{F}_2 \wedge B_2) \\
 B_0 &\equiv (\exists Y_1)(\mathcal{F}_1 \wedge B_1)
 \end{aligned}$$

Note that, from the correctness of early quantification, we have that $B_i \equiv (\exists Y_{i+1}) \dots (\exists Y_m)(\mathcal{F}_{i+1} \wedge \dots \mathcal{F}_m)$. Like before, B_0 is equivalent to the realizability set R_φ . Note that this framework already has some kind of tree structure. Each \mathcal{F}_j corresponds to a leaf, and each B_j corresponds to an internal node, with children \mathcal{F}_{j-1} and B_{j-1} , and labeled by Y_{j-1} . B_0 is the root of the tree. Similarly to how realizability was computed inside-out in the monolithic case, in this case realizability is computed *bottom-up*, from the leaves to the root. Witness construction, which was computed outside-in in the monolithic case, is in this case computed *top-down*, from the root to the leaves (witnesses in a single node can be computed as in the monolithic procedure):

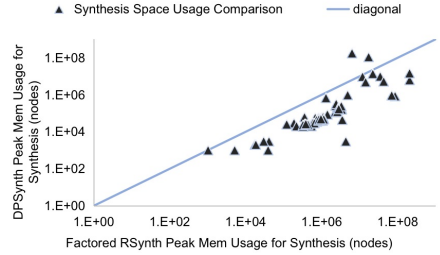
For all $y_i \in Y_1$, g_i is computed from
 $(\mathcal{F}_1 \wedge B_1)$,
For all $y_i \in Y_2$, g_i is computed from
 $(\mathcal{F}_2 \wedge B_2)[y_j \mapsto g_j]_{y_j \in Y_1}$,
 ...
For all $y_i \in Y_k$, g_i is computed from
 $(\mathcal{F}_k \wedge B_k)[y_j \mapsto g_j]_{y_j \in Y_1 \cup \dots \cup Y_{k-1}}$,
 ...
For all $y_i \in Y_{m-1}$, g_i is computed from
 $(\mathcal{F}_{m-1} \wedge B_{m-1})[y_j \mapsto g_j]_{y_j \in Y_1 \cup \dots \cup Y_{m-2}}$,
For all $y_i \in Y_m$, g_i is computed from
 $(\mathcal{F}_m \wedge B_m)[y_j \mapsto g_j]_{y_j \in Y_1 \cup \dots \cup Y_{m-1}}$.

Note that, similarly to how in the monolithic case each witness depends on the witnesses of the previous variables, in the factored case the witnesses of a child depend on the witnesses of its ancestors. Parent nodes propagate witnesses to their children, who then substitute them into $(\mathcal{F}_k \wedge B_k)$ before computing witnesses for their own variables. These witnesses are then propagated to their own children. Note that $(\mathcal{F}_k \wedge B_k)$ corresponds to the pre-valuation from Definition 6.

C Space Performance Charts



(a) Realizability-Checking Phase Space Usage Comparison



(b) Synthesis Space Usage Comparison

Fig. 5

D DPSynth vs. Manthan

We measure the time and space usage of experiments on the dataset selected from QBFEVAL’16 to QBFEVAL’19. DPSynth and Manthan [17] each solves for some benchmarks that the other does not solve.

As the overall picture of synthesis solving, DPSynth and Manthan each has strength on some instances, but the number of benchmarks that only DPSynth solves is larger than those solved only by Manthan. On the intersection of solved sets, DPSynth takes less time usage.

Overall, DPSynth shows a better time performance. In order to compare the running time, we compare against Manthan using the DPSynth *end-to-end synthesis* time, which is the sum of tree-decomposition time, compilation, realizability-checking time, and synthesis time. For *partially realizable* instances, since Manthan returns UNSAT for partially realizable benchmarks, we compare with Manthan by measuring the *realizability time* of DPSynth, which is the sum of tree-decomposition, compilation and realizability-checking time. This is illustrated in the table presented in Section 5 of formal text.

The results show a better performance in DPSynth running time, in both fully and partially realizable cases. This shows the strength of the dynamic-programming decision-diagram approach.

Benchmark	Manthan time (s)	DPSynth time (s)	Manthan / DPSynth time
mutex-2-s	26.62365198	0.017328861	1536.376337
mutex-4-s	70.10412574	0.057425382	1220.786407
qshifter_3	0.02080822	0.004227581	4.922015666
qshifter_4	0.035684586	0.011800355	3.024026444
qshifter_5	0.118482351	0.056386868	2.101240156
qshifter_6	0.548010349	0.290776052	1.884647465
qshifter_7	3.304552555	1.692991177	1.951901817
stmt1_145_146	1.481198549	0.007940356	186.5405719
stmt1_20_21	1.161505938	0.005571153	208.4857367
stmt1_60_61	138.0251365	1.923284128	71.7653385
stmt1_629_630	60.86966228	0.820687097	74.16914742
stmt1_787_788	92.2114253	1.340908081	68.76789439
stmt1_811_812	5.000648737	0.042724069	117.045236
stmt1_919_920	16.3737123	0.216405419	75.6622102
stmt11_643_645	13.83426762	0.148434139	93.20138689
stmt124_966_965	17.15093589	0.226107464	75.8530284
stmt16_0_1	0.078123331	0.021049437	3.711421406
stmt16_285_286	12.3903234	0.199766912	62.02390214
stmt16_47_48	127.7006507	1.851167077	68.98386012
stmt16_818_819	8.039676428	0.099669646	80.66323851
stmt16_950_951	21.96217847	0.321454774	68.32120797
stmt17_99_98	147.940861	2.241282086	66.00724733
stmt18_258_260	9.160577059	0.098143359	93.33873583
stmt2_480_551	16.77611017	0.226805481	73.9669522
stmt2_649_647	11.21149755	0.139258954	80.50827055
stmt2_649_723	11.58830237	0.14303965	81.01461639
stmt2_649_776	14.4783535	0.196231457	73.7820211
stmt21_326_327	22.5036993	0.357303104	62.98209853
stmt24_148_149	1.197834015	0.006430307	186.2794443
stmt24_292_293	9.379323483	0.109969875	85.28993493
stmt24_7_8	0.017041206	0.001758292	9.691909171
stmt24_765_766	18.09966111	0.220442702	82.10596653
stmt27_296_297	10.50176525	0.115043276	91.28534597
stmt27_946_955	20.3260808	0.247080786	82.26491881
stmt3_639_640	8.168511868	0.079512754	102.7320959

Benchmark	Manthan time (s)	DPSynth time (s)	Manthan / DPSynth time
stmt32_570_572	23.86345649	0.32441781	73.55778799
stmt37_941_942	129.7759182	1.517532121	85.51774058
stmt38_943_942	117.9836717	1.531322152	77.04693066
stmt41_118_131	9.311798096	0.22846856	40.75745956
stmt41_566_580	44.67906404	0.83791215	53.32189542
stmt41_738_737	17.30380273	0.214580042	80.64031756
stmt41_738_749	36.58995533	0.674991152	54.2080518
stmt44_435_436	12.76951456	0.144744236	88.22123018
stmt44_554_555	22.60296774	0.29673466	76.17232088
stmt44_554_604	23.51070952	0.307722947	76.40219799
stmt44_916_917	16.47536898	0.19140868	86.07430434
stmt7_33_34	14.49155951	0.934846089	15.50154584
stmt70_191_213	8.378497839	0.09022127	92.86610396
stmt70_495_501	22.71755934	0.314747484	72.1770959
stmt70_854_859	16.48648357	0.203281798	81.10162216
stmt72_696_721	17.04460955	0.204169481	83.4826511
stmt82_224_225	10.50310063	0.105692302	99.37431994
stmt86_889_890	21.63464522	0.284072161	76.15897717
stmt9_350_351	8.726649284	0.092352257	94.49308082
subtraction32	3.983768463	285.7623599	0.013940844
tree-exa10-10	0.580000877	0.001643786	352.8445171
tree-exa10-15	0.744118929	0.002058999	361.3983926
tree-exa10-20	0.94502902	0.002538212	372.3207598
tree-exa10-25	1.136503696	0.002991756	379.8784715
tree-exa10-30	1.398799896	0.00363048	385.2933761
factorization8	26.02147222	0.01355423	1919.804534
rankfunc37_signed_16	2.976966858	0.020192158	147.4318326
stmt137_903_911	18.31892133	0.2235378	81.94999382
stmt19_3_214	67.52295566	970.6645171	0.069563639
stmt19_66_214	84.54595137	148.8763251	0.567893863
stmt2_976_999	3228.63344	57.85746008	55.80323498
stmt21_5_134	47.65692377	14.28987617	3.335013067
stmt21_84_215	88.41444421	135.9611531	0.650291956
stmt27_16_97	53.51791215	9.510231213	5.627403893
stmt27_584_603	24.56984329	0.329176383	74.64035867