

---

# COBias and Debias: Minimizing Language Model Pairwise Accuracy Bias via Nonlinear Integer Programming

---

Ruixi Lin      Yang You  
 Department of Computer Science  
 National University of Singapore  
 {ruixi,youy}@comp.nus.edu.sg

## Abstract

When performing classification tasks with language models, would you prefer having only one highly accurate class or having every class deliver reliable performance? Obviously, a more balanced accuracy among classes better reflects the expectations of the majority of users. Especially for large language models (LLMs), the fact that they achieve a fair overall accuracy by in-context learning (ICL) obscures a large difference in individual class accuracies. In this work, we uncover and tackle language models’ imbalance in per-class prediction accuracy by reconceptualizing it as the Contextual Oddity Bias (COBias), and we are the first to engage nonlinear integer programming (NIP) to debias it. Briefly, the proposed COBias metric measures accuracy differences among class pairs, with which we reveal the large per-class accuracy differences exhibited in LLMs of varied scales and families. Then we propose Debiasing as Nonlinear Integer Programming (DNIP) to correct ICL per-class probabilities towards lower COBias and higher overall accuracy. Our optimization objective is directly based on the evaluation scores by COBias and accuracy metrics, which is non-differentiable and solved by the simulated annealing metaheuristic. Evaluations on three LLMs across seven NLP classification tasks show that DNIP simultaneously achieves significant COBias reduction (-27%) and accuracy improvement (+12%) over the conventional ICL approach, suggesting that modeling pairwise class accuracy differences is a direction in pushing forward more accurate, more reliable LLM predictions.

## 1 Introduction

For large language models (LLMs), the fact that they achieve remarkable test accuracy over all class labels by few-shot in-context learning (ICL) [1] can obscure a large difference in individual class accuracies. Mitigating class accuracy imbalance is an under-explored, but important topic in answer bias mitigation. It is known that LLMs are infamous for over-predicting certain classes. This unwanted answer bias results in imbalanced class accuracy, which can cause serious damages. For example, a patient queries an LLM about drug-drug interactions, but he/she doesn’t know the model over-predicts “no interaction” and has low accuracy for other classes of interactions. If the patient receives “no interaction” and trusts it when the true answer is a type of interaction, then taking the two drugs together can put one’s life at risk in some cases. Therefore, it is high time we took actions to reduce such biases, and it would be better if we could mitigate them without hurting overall accuracy.

We rethink language models’ imbalance in per-class prediction accuracy and reconceptualize it as the Contextual Oddity Bias (COBias). What motivates COBias is a subtle yet overlooked observation, where a most frequently predicted class can hold the majority of wrong predictions of other classes, especially of a least frequently predicted class; it is empirically obvious that there is a difference in

the most and least frequently predicted classes’ accuracies. To this end, for this single pair of classes, we define  $\text{COBias}_{\text{single}}$  to measure the difference in accuracy by a class  $A$  compared to its “odd” class, which holds the majority wrong predictions of class  $A$ . Beyond these pairs that involve odd classes, the per-class accuracy difference is indeed an issue among *every* pair of classes. Extending the above measure to every pair, we propose a COBias metric which aggregates the differences in pairwise class accuracies. COBias reflects a common language model failure, seen in a variety of NLP benchmark tasks from text classification to question answering. It is a direct outcome of LLMs’ liking for specific patterns or answers, leading to highly imbalanced predicted class distributions [2]. This per-class accuracy difference can be further attributed to ICL prompt sensitivity or rooted in the pretraining data. To name a few, the causes encompass predilections for common tokens in the pretraining corpora [3], choices of prompt templates [4, 5, 6], demonstrations [7], and prompt orders [8, 9]. Unintended LLM behaviors may also exacerbate the bias, such as user-following sycophancy [10, 11, 12] and prompt toning effects [13, 14, 15, 16]. Despite the causes, COBias renders a language model less effective for lower-accuracy classes and hinders users from trusting the answers, heightening the need for a unified debiasing method at output level.

Importantly, it is more than just mitigating a model’s bias towards a class (each class), but more precisely, the model’s tendency to predict other classes as it. That is why we need to model the interaction between pairwise class predictions for better bias reduction. An example of an odd class and the per-class accuracy difference are shown by the upper plots in Figure 1. Essentially, mitigating per-class accuracy bias is a critical step in pushing forward LLM inference abilities, as it directly targets improving lower-accuracy classes while improving or at least not hurting the overall accuracy.

To reduce COBias and rectify LLM outputs, we directly operate on the per-class probabilities given by the conventional ICL approach. We propose DNIP, the **Debiasing as Nonlinear Integer Programming** method, to adjust per-class probabilities towards lower COBias and higher overall accuracy, from a combinatorial optimization viewpoint (Section 3). We formulate the debiasing problem as a discrete correction weight selection problem. In particular, DNIP re-weights per-class probability with an optimal set of weights selected based on the evaluation metrics of accuracy and COBias, and thus obtains much less biased predictions with higher accuracy.

On three widely used, different-scale LLMs across seven NLP evaluation datasets, we show the effectiveness of DNIP. Our key key messages are as follows:

- We introduce the COBias evaluation metric to assess the pairwise class accuracy bias in language model predictions, and reveal that LLMs of different scales and families consistently exhibit a large COBias score, at an average of 43%.
- We propose Debiasing as Nonlinear Integer Programming (DNIP) to jointly minimize COBias and maximize accuracy. An efficient simulated annealing algorithm is adopted to solve the mathematical model.
- Experiments show that DNIP achieves the best of both worlds for lower COBias (avg. 43%  $\rightarrow$  16%) and higher overall accuracy (avg. 52%  $\rightarrow$  64%) over the ICL approach.

## 2 The Contextual Oddity Bias and the Debiasing Problem

Based on the phenomenon that a class can hold the majority of wrong predictions of another class, which also empirically manifests as accuracy difference between the two classes, we define the class that the other class is most biased towards as an odd class, and their absolute accuracy difference as Contextual Oddity Bias (single), i.e.,  $\text{COBias}_{\text{single}}$ . As the name suggests, a model’s tendency to over-predict an odd answer is contextual (depending on the model or task), which may reflect surface patterns captured from the task-specific prompts or a common token in the pretraining data. For example, even on the same task, which answers are most frequently predicted can vary across different models. “CO” in COBias is also interpreted as the pairwise nature of the bias.

**The Contextual Oddity Bias Metric.** Formally, given an  $N$ -way classification task, let  $x_m$  denote an input whose label is  $y_m$ . By few-shot prompting, let  $\mathbf{p}_m = (p_{m1}, \dots, p_{mN})$  denote the output token probability over  $N$  classes  $c_1, \dots, c_N$ . The ICL prediction  $\hat{y}_m$  is  $\arg \max_{j \in \{1, \dots, N\}} p_{mj}$ . For a given class  $c_i$ , we denote the class it is most biased towards as its oddest class  $c_o$ . Let  $A_o$  and  $A_i$

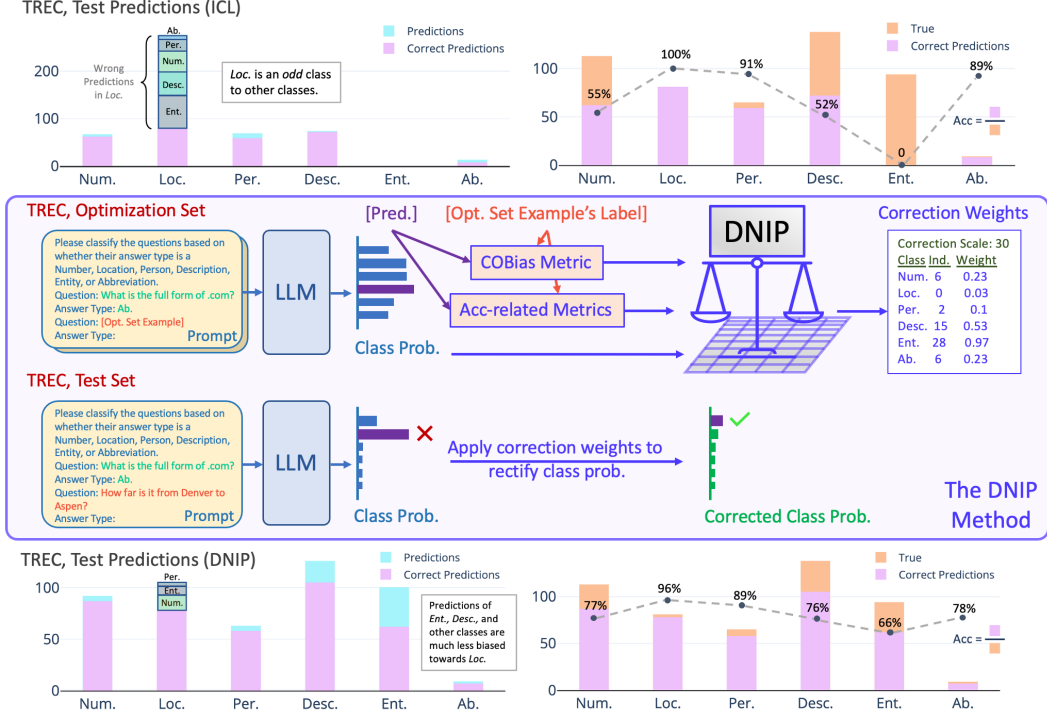


Figure 1: An overview of the DNIP method. We take the TREC [17] task for illustration; the ICL approach uses 1-shot prompting whose prompt is given by light yellow text boxes. The upper-left plot shows that *Loc.* is an odd class to the others, holding their majority wrong predictions, especially for *Ent.*; the upper-right plot demonstrates the stark contrast in per-class accuracy, with 100% for *Loc.* and 0 for *Ent.*. The bottom plots show that DNIP greatly reduces pairwise class accuracy differences, especially boosting accuracy for *Ent.* (0 → 66%).

denotes the class accuracies respectively, then  $\text{COBias}_{\text{single}}$  is computed by:

$$\text{COBias}_{\text{single}} = \sum_{i \neq o} |A_o - A_i| \quad (1)$$

Class accuracy  $A_i$  is given by  $\frac{1}{|\mathcal{C}_i|} \sum_{m \in \mathcal{C}_i} \mathbb{1}\{\hat{y}_m = y_m\}$ , where  $\mathcal{C}_i$  is the set of indices of class  $c_i$  examples, and  $\mathbb{1}(\cdot)$  returns 1 if the condition inside is satisfied and 0 otherwise.

Besides the oddest class  $c_o$ , there could be the second oddest, the third oddest, or etc. class for a given class. Moreover, the per-class accuracy difference is \*the issue\* to solve for enhancing LLMs' text classification abilities. Taking these into account, we generalize the above measure to every pair of classes, proposing the **COBias metric** in Equation 2:

$$\text{COBias} = \binom{N}{2}^{-1} \sum_{i=1}^{N-1} \sum_{j=i+1}^N |A_i - A_j| \quad (2)$$

COBias reflects the inter-class imbalance in accuracy. Indeed, the accuracy difference of some pairs in Equation 2 does not reflect a strong biasedness between the two classes, however, it reflects a well-round assessment of both class pairs involving odd classes and those who do not.

**The Debiasing Problem.** The problem is two-fold - we need to reduce the contextual oddity bias, while maintaining or increasing the overall test accuracy.

### 3 Improving LLM Outputs by *Debiasing as Nonlinear Integer Programming*

In this work, we approach the debiasing problem as a nonlinear integer programming (NIP) problem. The objective is to optimize correction weights to rectify the biased, per-class probabilities, with

directly modeling the COBias metric and two accuracy-related metrics. The weights are optimized on a set of labeled examples, and are simply plugged in to inference-time probabilities. An overview of the proposed DNIP method is shown in Figure 1. Our source code will be released.

### 3.1 The DNIP Objective

Considering  $M$  examples with known class labels, we let  $\mathbf{p}_m$  denote the normalized output probability over  $N$  class tokens for an example, and  $\mathbf{p}_m = (p_{m1}, \dots, p_{mn}, \dots, p_{mN})$ ,  $\sum_{n=1}^N p_{mn} = 1$ ,  $m \in \{1, \dots, M\}$ . To debias  $\mathbf{p}_m$ , we introduce a discrete  $K$ -point correction scale  $\omega$  ranging from 0 to 1, to re-weight class probability. Let  $\omega = (\omega_1, \dots, \omega_K)$  denote the parameter for the discrete weights in the correction scale, where  $\omega_k = k/K$ . An example 10-point scale is given by  $\omega = (0.1, \dots, 1.0)$ . For each class probability in  $\mathbf{p}_m$ , it multiplies by a correction weight chosen from  $\omega$  to obtain a debiased class probability.

Finding optimal correction weights is a combinatorial optimization problem: for  $N$ -way class probability  $\mathbf{p}_m$ , each class selects a weight from the  $K$ -dimensional correction scale. To find the optimal combination, the brute force strategy is an enumerated search, where the number of weight combinations to explore is  $K^N$  for an example; for  $M$  examples, it results in a computational complexity of  $\mathcal{O}(K^N \cdot M)$ , which can not run in polynomial time, calling for smarter methods.

Instead, we model the debiasing problem as a nonlinear integer program, and search for an optimal set of class correction weights with simulated annealing. To this end, the problem boils down to selecting optimal weight indices, and we define an integer selection variable  $\xi = (\xi_1, \dots, \xi_N)$  that selects a weight index  $k$  for the  $n$ -th class probability in  $\mathbf{p}_m$ , namely:

$$\xi_n = k \quad \text{if the } n\text{-th class selects } \omega_k. \quad (3)$$

The DNIP objective function and constraints are formally given by:

$$\min \quad Z(\xi) = \frac{1}{M} \sum_{m=1}^M \mathbb{1}\{\hat{y}_m \neq y_m\} + \beta \binom{N}{2}^{-1} \sum_{i=1}^{N-1} \sum_{j=i+1}^N |A_i - A_j| - \tau \sum_{j=1}^N \text{PMI}_j \quad (4)$$

$$\text{s.t.} \quad \hat{y}_m = \arg \max_{n \in \{1, \dots, N\}} \omega_{\xi_n} p_{mn}, \quad m = 1, \dots, M \quad (5)$$

$$A_i = \frac{1}{|\mathcal{C}_i|} \sum_{m \in \mathcal{C}_i} \mathbb{1}\{\hat{y}_m = y_m\}, \quad i = 1, \dots, N \quad (6)$$

$$\text{PMI}_j = \text{PMI}(\hat{S}^j, S^j) = \log \frac{f(\hat{S}^j, S^j)}{f(\hat{S}^j)f(S^j)}, \quad j = 1, \dots, N \quad (7)$$

$$\xi_n \in \{1, \dots, K\}, \quad n = 1, \dots, N \quad (8)$$

where  $\beta$  and  $\tau$  are parameters that control the bias and the negative PMI terms respectively,  $\hat{S}^j$  and  $S^j$  denote the examples of prediction  $j$  and true label  $j$  respectively<sup>1</sup>. The debiased class probabilities and prediction are:

$$\mathbf{p}_m^* = (\omega_{\xi_1} p_{m1}, \dots, \omega_{\xi_N} p_{mN}) \quad (9)$$

$$y_m^* = \arg \max_{n \in \{1, \dots, N\}} \mathbf{p}_m^* \quad (10)$$

The intuition is to encourage the adjusted predictions to have lower inter-class bias while improving overall accuracy. As the second term COBias has minimized the inter-class accuracy bias, the first term error rate brings the class prediction closer to the actual class, and the third term negative PMI further enforces the class prediction to be more confident when it is close to the actual class. The PMI term can also be seen as a constraint to penalize each individual class.

### 3.2 Solving DNIP with Simulated Annealing

<sup>1</sup>In details,  $f(\hat{S}^j)$  is the ratio between the number of examples with prediction  $j$  and the total number of examples, similarly,  $f(S^j)$  is the ratio between the number of examples with class label  $j$  and the total number of examples,  $f(\hat{S}^j, S^j)$  is the ratio between the number of correct predictions of class  $j$  and the total number of examples. Therefore,  $\text{PMI}_j = \log \left( \frac{n(\hat{S}^j, S^j)/N}{n(\hat{S}^j)/N \cdot n(S^j)/N} \right)$ , where  $n(\cdot)$  is the count. In actual computations, we apply add- $u$  smoothing to smooth out zeros in the numerator and denominator. The value of the smoothing coefficient  $u$  is selected along other parameters on a development set.

We solve DNIP by simulated annealing [18, 19]. Simulated annealing (SA) is a Metropolis-Hastings sampling algorithm, which is widely adopted to solve optimization problems with its versatility in dealing with highly nonlinear models, noisy data, and many constraints [20]. The DNIP mathematical model is such a case, pointing to the need of SA. We especially take advantages of SA algorithms’ searching ability - escaping from local optima and finding global optima after reaching local optima - to find optimal correction weights. In details, the SA strategy consists of searching the solution space starting from a randomly initialized  $\xi$  and then generating a new one by perturbing it. The new solution is either accepted or rejected by the Metropolis criterion after evaluating the objectives.

---

**Algorithm 1** Optimizing the selection of correction weights with simulated annealing

---

**Input:**  $(\xi, \mathbf{p}, y, \omega)$ : weight selection variable, class probabilities and labels, the weight scale

**Output:**  $(\xi, \{y_m^*\}_1^M)$

```

1:  $T \leftarrow T_{max}, \xi^* \leftarrow \xi \leftarrow \text{INIT}()$ 
2: while  $T \geq T_{min}$  do
3:   while inner-loop criterion is not satisfied do
4:      $\xi_{new} \leftarrow \text{PERTURB}(\xi)$   $\triangleright$  Sample a new  $\xi$ 
5:      $\Delta z \leftarrow z(\xi_{new}) - z(\xi)$ 
6:     if  $\Delta z \leq 0$  then
7:        $\xi \leftarrow \xi_{new}$ 
8:       if  $z(\xi_{new}) < z(\xi^*)$  then
9:          $\xi^* \leftarrow \xi_{new}$ 
10:    else if  $\text{RANDOM}(0, 1) < \text{EXP}(\Delta z/T)$  then
11:       $\xi \leftarrow \xi_{new}$   $\triangleright$  Accept a worse  $\xi$ 
12:     $T \leftarrow \alpha T$ 
13:  $y^* \leftarrow \text{INFER}(\xi^*, \mathbf{p}, \omega)$ 
14: return  $\xi^*, y^*$ 

```

---

Algorithm 1 describes the searching for optimal  $\xi$  using SA. The outer loop performs the cooling/annealing process. In this work, a geometric decay with  $\alpha = 0.95$  and initial temperature of 200,000 is set as cooling schedule. The inner loop simulates the thermal equilibrium reaching process at a temperature, and its criterion ensures that either the number of generated or accepted solutions at a temperature is above a threshold [21]. We sample a new  $\xi$  from the neighborhood by randomly substitute a selection in  $\xi$ . The computational complexity for the SA algorithm is  $\mathcal{O}(NK)$ . Please refer to Appendix A for derivations.

## 4 Experiments

### 4.1 Experimental Setup

**Evaluation Tasks.** The proposed method is evaluated on a diverse set of binary and multi-class NLP classification tasks, across general domains and biomedical domains. The five general-domain evaluation datasets are 4-way news topic classification AGNews [22], 14-way ontology classification DBpedia [23], 5-way sentiment classification SST-5 [24], 6-way retrieval question classification TREC [17, 25], binary entailment recognition RTE [26]; the two domain-specific datasets from BLURB [27] are 5-way biomedical relation extraction DDI [28], and 3-way biomedical question answering PubMedQA [29]. The selected biomedical tasks are of practical uses. For example, detecting DDI is useful in preventing adverse effects from drug combinations.

Each dataset comes with a training and a test set. We make use of the default training set for DNIP optimization, except for AGNews, DBpedia, and DDI, for which we randomly select 10,000 training examples since the datasets are quite large. We then split the training examples into 95%, 5% optimization and development sets. We evaluate on the default test set except for AGNews, for which we evaluate on 5,000 randomly selected test examples. Evaluation metrics are COBias and accuracy.

**Models and Experimental Configuration.** We evaluate three open-source LLMs across varied scales and model families, including GPT-2-XL (1.5B parameters), Llama-2-7B (7B parameters), and Llama-2-13B (13B parameters). For ICL, we use 1-shot prompting, and obtain the output per-class softmax probabilities. To standardize calculations, we normalize the softmax probabilities over all classes. For DNIP, we tune parameters of  $\beta, \tau, K, u$  on the development set. To account for variance caused by different demonstrations, for each model and dataset, we perform three runs of prompting with different 1-shot demonstrations and obtain three sets of initial probabilities. For both ICL and DNIP, we report the average test accuracy and COBias over the three runs. The demonstration is randomly selected from training examples. All prompting is done on an NVIDIA A100 GPU. The

Model	Eval. Metric	AGNews	DBpedia	SST-5	TREC	RTE	DDI	PubMedQA	Avg.
<i>1-shot ICL</i>									
GPT-2-XL	Acc	52.1 <sub>5.4</sub>	31.8 <sub>9.9</sub>	34.9 <sub>13.7</sub>	27.4 <sub>10.5</sub>	<b>55.4</b> <sub>1.9</sub>	14.5 <sub>4.4</sub>	55.2 <sub>0.0</sub>	38.8
	COBias	<b>35.5</b> <sub>11.5</sub>	<b>40.0</b> <sub>3.6</sub>	<b>48.7</b> <sub>5.4</sub>	<b>45.6</b> <sub>8.7</sub>	<b>82.4</b> <sub>24.5</sub>	<b>40.7</b> <sub>5.9</sub>	<b>59.4</b> <sub>12.6</sub>	<b>50.3</b>
Llama-2-7B	Acc	86.4 <sub>2.5</sub>	88.9 <sub>2.0</sub>	42.1 <sub>11.1</sub>	66.7 <sub>6.6</sub>	66.3 <sub>4.3</sub>	6.7 <sub>0.4</sub>	40.3 <sub>6.7</sub>	56.8
	COBias	<b>14.0</b> <sub>6.5</sub>	<b>13.5</b> <sub>2.1</sub>	<b>55.6</b> <sub>1.5</sub>	<b>33.2</b> <sub>10.0</sub>	<b>61.6</b> <sub>10.5</sub>	<b>41.4</b> <sub>1.7</sub>	<b>40.9</b> <sub>16.1</sub>	<b>37.2</b>
Llama-2-13B	Acc	79.9 <sub>7.0</sub>	88.6 <sub>1.7</sub>	44.9 <sub>4.3</sub>	68.5 <sub>10.8</sub>	71.5 <sub>2.2</sub>	7.2 <sub>0.9</sub>	55.1 <sub>2.9</sub>	59.4
	COBias	<b>28.3</b> <sub>16.1</sub>	<b>16.2</b> <sub>3.7</sub>	<b>53.1</b> <sub>5.0</sub>	<b>35.9</b> <sub>6.5</sub>	<b>43.4</b> <sub>7.0</sub>	<b>45.6</b> <sub>5.9</sub>	<b>61.2</b> <sub>1.9</sub>	<b>40.5</b>
<i>DNIP</i>									
GPT-2-XL	Acc	<b>68.5</b> <sub>1.0</sub>	<b>69.9</b> <sub>9.1</sub>	<b>44.5</b> <sub>2.20</sub>	<b>46.3</b> <sub>12.7</sub>	50.8 <sub>2.1</sub>	<b>43.9</b> <sub>14.9</sub>	<b>57.1</b> <sub>1.3</sub>	<b>54.4</b>
	COBias	<b>1.4</b> <sub>0.5</sub>	<b>24.1</b> <sub>8.3</sub>	<b>26.0</b> <sub>2.5</sub>	<b>27.2</b> <sub>7.2</sub>	<b>7.1</b> <sub>5.0</sub>	<b>17.0</b> <sub>7.1</sub>	<b>29.8</b> <sub>25.0</sub>	<b>18.9</b>
Llama-2-7B	Acc	<b>86.7</b> <sub>0.4</sub>	<b>92.9</b> <sub>0.4</sub>	<b>50.6</b> <sub>2.7</sub>	<b>68.1</b> <sub>1.0</sub>	<b>73.9</b> <sub>2.3</sub>	<b>44.5</b> <sub>3.8</sub>	<b>62.7</b> <sub>8.3</sub>	<b>68.5</b>
	COBias	<b>1.3</b> <sub>0.1</sub>	<b>7.7</b> <sub>0.6</sub>	<b>28.0</b> <sub>21.6</sub>	<b>15.9</b> <sub>1.6</sub>	<b>1.9</b> <sub>1.8</sub>	<b>11.6</b> <sub>3.0</sub>	<b>35.4</b> <sub>22.8</sub>	<b>14.5</b>
Llama-2-13B	Acc	<b>87.9</b> <sub>0.7</sub>	<b>93.4</b> <sub>0.6</sub>	<b>48.3</b> <sub>1.9</sub>	<b>77.1</b> <sub>2.0</sub>	<b>74.3</b> <sub>0.8</sub>	<b>40.4</b> <sub>6.0</sub>	<b>63.1</b> <sub>14.0</sub>	<b>69.2</b>
	COBias	<b>6.3</b> <sub>0.6</sub>	<b>7.7</b> <sub>0.6</sub>	<b>18.7</b> <sub>10.1</sub>	<b>14.2</b> <sub>1.3</sub>	<b>4.3</b> <sub>3.3</sub>	<b>7.5</b> <sub>3.2</sub>	<b>41.1</b> <sub>29.6</sub>	<b>14.3</b>

Table 1: Performance comparisons between the 1-shot ICL approach and DNIP. In each cell, we report the average test accuracy/COBias (%) and standard deviation over three different prompts. DNIP greatly improves test accuracy and significantly lowers test COBias upon the ICL approach.

simulated annealing algorithm executes on CPU (execution time depends on the optimization set size, 3 to 30 minutes on AMD EPYC 7742 CPU or slightly longer on local laptop CPU).

## 4.2 Main Results

The average test accuracy (in black) and COBias (in blue) with standard deviation over three runs are shown in Table 1. We find that test COBias by ICL is large in all three LLMs, with GPT-2-XL having the largest average COBias of 50.3%, showing that LLMs of different sizes and families exhibit large per-class accuracy differences. With DNIP, the average test COBias over three models reduces from 43% to 16%, and the test accuracy increases from 52% to 64%. Specifically, DNIP achieves an 16%, 12%, and 10% absolute improvement in test accuracy for GPT-2-XL, Llama-2-7B, and Llama-2-13B respectively; meanwhile, DNIP significantly reduces test COBias by an absolute 29%, 23%, and 26% for the three models, over ICL results. As for detailed results, for GPT-2-XL where the ICL test accuracy is below 30% (DDI), DNIP boosts test accuracy by 29% while lowering test COBias from 41% to 17%; for Llama-2 7B and 13B where the ICL test accuracy is already in higher 80s, e.g., DBpedia, DNIP can further improve the accuracy to 90s while reducing COBias. In addition, we observe a very large ICL test COBias at 82.4% for GPT-2-XL on RTE. After applying DNIP, the COBias greatly reduces to 7.1%. The 82.4% COBias on RTE suggests that the conventional ICL predictions mostly fall in a single class, failing to predict the other class. In fact, The RTE task seems too challenging that GPT-2-XL’s output probability of class *True* is much higher than that of class *False*. Though re-weighting can lower both probabilities, it may not gain a corrected prediction. Still, the over 75% absolute reduction in COBias demonstrates that DNIP in the worst case can balance severely skewed ICL predictions without hurting the overall accuracy much. On two biomedical tasks, DNIP brings an average absolute increase of 34% and 11% in accuracy, and an average absolute reduction of 31% and 13% in COBias, showing its effectiveness for domain-specific tasks.

These results show that DNIP strongly mitigates COBias and greatly improves the accuracy of lower-performing classes, while boosting overall accuracy. Moreover, relatively large LLMs can suffer even higher COBias than smaller models on biomedical tasks, suggesting that the per-class accuracy bias does not go away as models scale, and debiasing is essentially needed to improve inference for larger LLMs. Furthermore, on all datasets, the computational time is in the scale of minutes, ranging from a few minutes to dozens of minutes, even for tasks of more than 10 classes. Last but not least, for most of the datasets experimented in this paper, a weight scale of 30 is good enough, suggesting the effectiveness of DNIP without requiring a highly fine-grained weight scale.

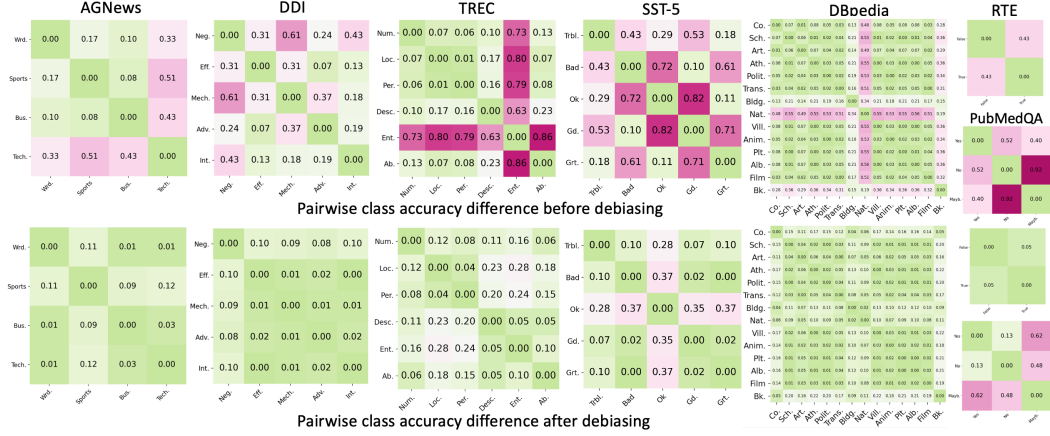


Figure 2: Comparisons of pairwise class accuracy differences on test sets before and after applying DNIP; the **pink** the higher difference, the **green** the lower difference; average accuracy over three runs are used. Heatmaps after debiasing show nearly 0 differences for many class pairs, demonstrating DNIP’s effectiveness for COBias reduction.

### 4.3 DNIP Balances Class Accuracies across Varied Classification Tasks, as many as 14 Classes

We visualize pairwise class accuracy differences before and after applying DNIP on Llama-2-13B by the heatmaps in Figure 2, which show that DNIP is straightforwardly effective in reducing COBias. In each heatmap, the value of row  $i$ , column  $j$  cell represents the absolute difference between the test accuracies of two classes  $i, j$ , i.e.,  $|A_i - A_j|$ . We observe that DNIP brings the accuracy differences down to close to zero for 4 out of 7 datasets, including AGNews, DDI, DBpedia, and RTE; and the most relative reduction is seen on TREC. These results show that DNIP consistently reduces prediction bias across different NLP classification tasks.

**Relieving Odd Classes for 14-Way Ontology Classification.** We further investigate the 14-way classification task DBpedia. Before debiasing, the *Nat.* class exhibits the largest class accuracy difference compared to other classes, suggesting that *Nat.* is either the highest-accuracy class manifesting a strong prediction bias towards *Nat.*, or the lowest-accuracy class where predictions of true *Nat.* examples are biased to one or more odd classes.

We plot the confusion matrix of test results of 1 run out of 3 runs in Figure 3 and find that *Nat.* and its predictions are biased to two odd classes, *Trans.* and *Bldg.*, with *Trans.* being the oddest to *Nat.*. DNIP greatly reduces false negatives for *Nat.*, i.e., reduces wrong *Trans.* and *Bldg.* predictions for *Nat.*. Besides these visualizations, on an average over three runs, the test accuracy for *Nat.* improves from 44% to 89%, and that for *Trans.* also increases from 78% to 87%, demonstrating DNIP’s effectiveness in reducing pairwise class accuracy bias for classification tasks of as many as 14 classes.

Furthermore, we see more balanced class accuracies with DNIP for smaller LLMs of Llama-2-7B and GPT-2-XL, in Appendix B.

### 4.4 DNIP Objective Ablation

We present ablation analysis on objective functions to show that the integration of accuracy-related objectives and the COBias objective are indispensable in achieving the best of both worlds. Recall three parts in our objective function  $z$ : the error rate term  $z_1 = \frac{1}{M} \sum_{m=1}^M \mathbb{1}\{\hat{y}_m \neq y_m\}$ ; the

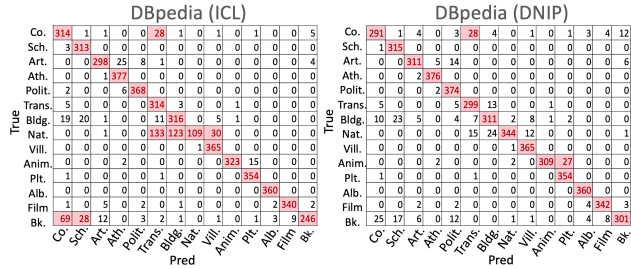
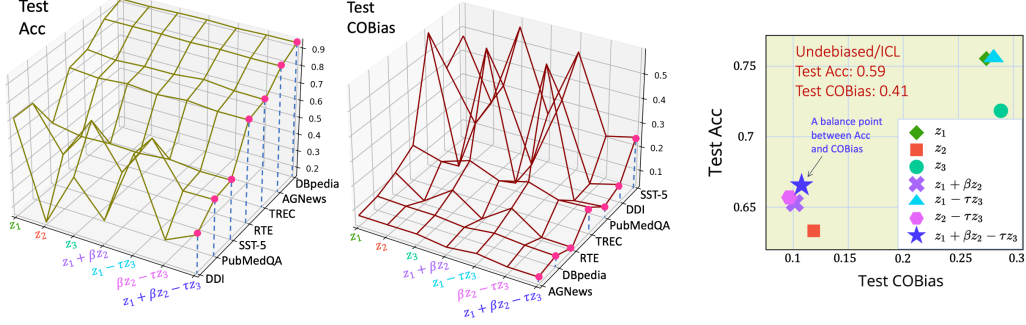


Figure 3: Test confusion matrix for DBpedia before and after applying DNIP. DNIP greatly reduces wrong predictions for *Nat.*, i.e., the false negatives for *Nat.* before debiasing, and



COBias term  $z_2 = \binom{N}{2}^{-1} \sum_{i=1}^{N-1} \sum_{j=i+1}^N |A_i - A_j|$ ; and the PMI term  $z_3 = \sum_{j=1}^N \text{PMI}_j$ ; the accuracy-related terms are  $z_1$  and  $z_3$ . We set up 7 different objective functions to perform DNIP:  $z_1, z_2, z_3, z_1 + \beta z_2, z_1 - \tau z_3, \beta z_2 - \tau z_3, z_1 + \beta z_2 - \tau z_3$ , and compare their effectiveness on Llama-2-13B in Figure 4. Ablations on GPT-2-XL and Llama-2-7B show similar findings (Appendix C). To make fair comparisons, we fix  $\beta = 2.7, \tau = 0.2$  and weight scale  $K = 30$ , which may not result in the same scores reported in Table 1.



With  $z_1 + \beta z_2 - \tau z_3$ , COBias reduces by 30% and Acc increases by 8%, and all datasets achieve a balance between Acc and COBias, where AGNews, DBpedia each obtains its lowest COBias and highest Acc, RTE obtains its lowest COBias and second highest Acc, and the rest of the four datasets obtain a low COBias with a fair Acc. Notably, the accuracy-related objectives alone can raise Acc from 59% to over 75%, but COBias reduction is 13%.

Figure 4: Ablation analysis of the objective function, exemplified with Llama-2-13B; test scores averaged over 7 datasets are used for the rightmost plot.

Among all ablations,  $z_1 + \beta z_2 - \tau z_3$  achieves a balance point between accuracy and COBias. For the criteria, lower COBias is our top priority; when COBias scores are similarly low, we prefer the one that achieves higher accuracy. Compared to  $z_1 + \beta z_2 - \tau z_3$ : (1) Using  $z_1$  or  $z_3$  solely emphasizes improving accuracy; though obtaining higher or similar accuracy, they suffer a higher COBias. (2) Using  $z_1 - \tau z_3$  also obtains a higher/similar accuracy but a higher COBias. (3) Using  $z_2$  solely focuses on mitigating COBias and is straightforwardly effective in reducing COBias. However, the shortcoming is obvious: a lower accuracy. (4) Using  $z_1 + \beta z_2$  or  $\beta z_2 - \tau z_3$  is promising with a similar/lower accuracy and a slightly lower COBias. We note that accuracy-related objectives alone increase accuracy by over 16% (75% – 59%), which is greater than using the objective combining COBias, suggesting the NIP can be a direction for those who look for accuracy improvement.

#### 4.5 Performance Improvements vs. Number of Optimization Examples

We evaluate DNIP with varying optimization examples on Llama-2-13B. We find that DNIP requires only a small optimization set of 10 examples for a fair improvement in both COBias and accuracy, and it exhibits a further, emergent COBias reduction at several thousands optimization examples.

**Test COBias reduction reaches 9% to 72% at 10 optimization examples, and continues to grow with more optimization examples.** Figure 5 shows the relative test COBias reduction over ICL results. At 10 examples, DNIP can achieve a relative COBias reduction ranging from 9% to 72%. We observe an overall trend of COBias reduction except for DDI and PubMedQA, who have a spike at 100 examples, but DDI rises again after 500 examples while PubMedQA levels off (PubMedQA full optimization size: 950). An explanation is that DNIP prioritizes COBias reduction more than accuracy increase at fewer examples; at more examples, the accuracy-related objectives show more influence. It also indicates that domain-specific datasets are more sensitive to the trade-off. We further notice a surge in reductions from 1,000 to full for DDI, SST-5, and DBpedia (full optimization sizes: 9,500, 8,116, 9,500), suggesting that around 8,000 examples are needed for a further emergent reduction - PubMedQA may see further COBias reduction if more optimization examples are available.

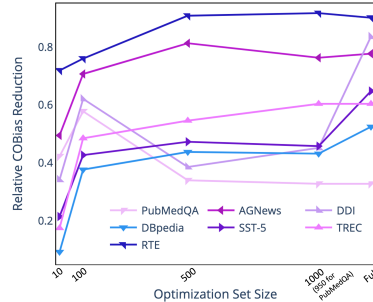


Figure 5: Relative test COBias reduction; higher is better.



**Test accuracy is improved with only 10 optimization examples, and plateaus at around 500 examples.** Figure 6 shows that, at 10 examples, the relative increase in accuracy ranges from 0.2% to 11% except DDI, which is 160%. At 100 examples, the increase ranges from 3% to 208% (DDI, 7.2%  $\rightarrow$  18.7%). The increase continues to grow and stabilizes at around 500 examples. At 1,000 examples, test accuracy for DDI rises to 52%, which is more than 6 times of the ICL accuracy, showing that DNIP is effective for this challenging biomedical NLP task. Moreover, we observe for RTE a declining trend of accuracy increase, which matches its growing trend of COBias reduction, reflecting the trade-off between the two objectives. We also note a slight decrease in accuracy improvement for SST-5 and DDI at full size, which matches their sudden increase in COBias reduction, verifying that DNIP has emergent COBias reduction abilities with thousands of optimization examples.

Overall, DNIP improves both accuracy and COBias at 10 examples, and achieves acceptable COBias reduction and accuracy improvement at 100 examples, with test COBias reduced by 57% and test accuracy improved. For detailed scores, please refer to Appendix E.

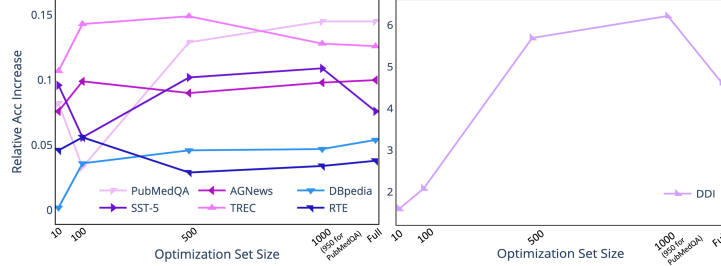


Figure 6: Relative test accuracy increase; higher is better.

## 5 Related Work

LLMs may fail in various ways. Analysis towards understanding LLM failure modes has gained remarkable insights on how they fail and how to identify/avoid failures. For example, understanding hallucinations in LLMs facilitates fact-checking evaluation metrics for LLMs.[30, 31, 32]. Jones and Steinhardt [13] reveals failure modes of LLMs which resemble cognitive biases and measures the failures on GPT-3.5 and Codex. Lu et al. [8] identify ICL order sensitivity that result in LLM prompting failures. Turpin et al. [9] shows that LLM reasoning abilities are affected by adding biasing features to the input. Along this line, we tackle a common LLM failure of the per-class accuracy difference, via nonlinear integer programming optimization on the evaluation metric scores.

## 6 Discussion

**More Methods That Potentially Improve Accuracy while Reducing COBias.** Prior methods tackle the prediction bias problem from different angles. Although COBias is not explicitly modeled, they are promising to reduce COBias. Therefore, we draw comparisons to two popular categories of debiasing methods, adaptations and calibrations.

In particular, with the same class probability vectors as input, we build a single linear adapter (LA) network with adapter dimension of 64, and train it towards the same objective as DNIP; we also follow the batch calibration method [33] to estimate a calibration term using test examples. Figure 7 shows the comparison results. As can be seen, finetuning a simple linear adapter does not work well on the class output probabilities. The proposed method outperforms both methods in accuracy and COBias.

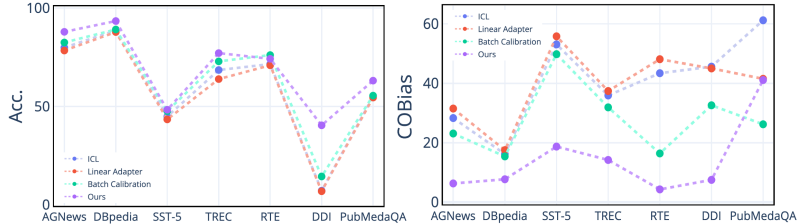


Figure 7: Comparisons to more methods.

**More ICL Settings.** To see how DNIP scales with more diverse prompts, we prompted Llama-2-13B in two additional settings: 5-shot, where each demonstration is randomly selected as in the 1-shot

case; k-shot, where k is the number of classes and each class is represented by a demonstration example in the prompt. Results are shown in Appendix D. DNIP significantly reduces COBias and improves accuracy in both settings, further showcasing the effectiveness of our approach.

**Using Chain-of-Thought Prompting to Improve LLM Predictions.** Some may argue that a simple remedy for biased predictions is Chain-of-Thought (CoT) prompting, which elicit more reasoning in LLMs. However, Turpin et al. [9] points out that CoT explanations can be unfaithful, as they can be biased towards class A when prompts always put letter A as the answer, causing 36% accuracy drops on BBH [34]. We add that prompt-based models may fall for pattern matching instead of recalling learned factual knowledge [2]. Therefore, CoT may not help due to unfaithful explanations.

**Using Calibration Methods to Mitigate ICL Biases.** Previous calibration methods reduce biases caused by prompting. For example, Zhao et al. [3], Zhou et al. [33] use content-free or content-based prompts to measure an offset and calibrate class probabilities by removing it. This may be good for mitigating bias towards a single class, but it does not consider the interaction between class predictions, e.g., pairwise class accuracy bias studied in this work. Another hazard is using prompts to compute the offset, which may cascade biases brought by a certain or several prompt templates, and biases inherited from pretraining may not be reflected. Instead, we correct biased predictions without more prompting, but we differ in that our correction weights are explicitly optimized on COBias and accuracy metrics, while the cluster-based decision boundary is implicitly learned.

**Evaluating Closed LLMs.** While closed LLMs such as ChatGPT and GPT-4 [35] are interesting to evaluate, they do not return logits/softmax probabilities over the entire vocabulary at an output token. For example, ChatGPT returns log probabilities of up to 20 most likely output tokens, and may not cover the probability for every class that is needed in our class prediction debiasing.

**Optimization Algorithms for Integer Programming.** The classic solvers for integer programming include operational research techniques such as Branch and Bound (BnB), commonly used for linear integer programming problems. However, it is difficult for these methods to solve our DNIP model, which contains discontinuous functions and is non-differentiable. In this case, a series of metaheuristic algorithms are more suitable, solvers including Simulated Annealing (SA), Genetic Algorithms, Ant Colony Optimization, and Particle Swarm Optimization. These algorithms all belong to the same category, and each meta heuristic has their own pros and cons. Therefore, SA in this paper has a clear purpose of tackling our NIP mathematical model that classical operational research methods cannot solve.

**Our Motivation Is Different from Classical Post-hoc Corrections.** Some may contend that achieving equitable accuracies across all classes is a well-explored issue in standard machine learning classifiers. However, it is crucial to see that per-class prediction accuracy imbalances must be understood within their specific context. The accuracy bias in LLMs’ outputs arises from fundamentally different causes than the unequal class accuracies seen in potentially overfitted traditional classifiers. In the former, biases stem from prompts and pre-training, while in the latter, the imbalance is driven by skewness in the supervised training data. This distinction underscores why our approach is uniquely applied to LLMs’ output token class probabilities.

## 7 Conclusion

This work tackles the imbalance in per-class prediction accuracy of language models. We introduce COBias and reveal that LLMs of varied scales and families exhibit large COBias at inference. To minimize COBias and push for higher accuracy, we view debiasing as a combinatorial optimization problem and propose DNIP, which optimizes class correction weights by jointly minimizing evaluation scores by COBias and maximizing accuracy. Empirical evaluations on three LLMs across seven multi-class NLP classification tasks demonstrate that DNIP simultaneously achieves lower test COBias and higher test accuracy over conventional ICL. We advocate that reducing COBias is a direction to gain more accurate, reliable LLM predictions. For future works, we may extend our studies to more tasks and other modalities. We aim to find simple inference-time plug-in solution for further boosting language model prediction performances.

## References

- [1] Tom Brown, Benjamin Mann, Nick Ryder, Melanie Subbiah, Jared D Kaplan, Prafulla Dhariwal, Arvind Neelakantan, Pranav Shyam, Girish Sastry, Amanda Askell, Sandhini Agarwal, Ariel Herbert-Voss, Gretchen Krueger, Tom Henighan, Rewon Child, Aditya Ramesh, Daniel Ziegler, Jeffrey Wu, Clemens Winter, Chris Hesse, Mark Chen, Eric Sigler, Mateusz Litwin, Scott Gray, Benjamin Chess, Jack Clark, Christopher Berner, Sam McCandlish, Alec Radford, Ilya Sutskever, and Dario Amodei. Language Models are Few-Shot Learners. In *Advances in Neural Information Processing Systems*, pages 1877–1901, 2020. URL [https://proceedings.neurips.cc/paper\\_files/paper/2020/file/1457c0d6bfc4967418bfb8ac142f64a-Paper.pdf](https://proceedings.neurips.cc/paper_files/paper/2020/file/1457c0d6bfc4967418bfb8ac142f64a-Paper.pdf).
- [2] Nora Kassner and Hinrich Schütze. Negated and Misprimed Probes for Pretrained Language Models: Birds Can Talk, But Cannot Fly. In *Proceedings of the 58th Annual Meeting of the Association for Computational Linguistics*, pages 7811–7818, 2020. URL <https://aclanthology.org/2020.acl-main.698>.
- [3] Zihao Zhao, Eric Wallace, Shi Feng, Dan Klein, and Sameer Singh. Calibrate Before Use: Improving Few-shot Performance of Language Models. In *Proceedings of the 38th International Conference on Machine Learning*, pages 12697–12706, 2021. URL <https://proceedings.mlr.press/v139/zhao21c.html>.
- [4] Zhengbao Jiang, Frank F. Xu, Jun Araki, and Graham Neubig. How Can We Know What Language Models Know? *Transactions of the Association for Computational Linguistics*, pages 423–438, 2020. URL <https://aclanthology.org/2020.tacl-1.28>.
- [5] Sewon Min, Xinxu Lyu, Ari Holtzman, Mikel Artetxe, Mike Lewis, Hannaneh Hajishirzi, and Luke Zettlemoyer. Rethinking the Role of Demonstrations: What Makes In-Context Learning Work? In *Proceedings of the 2022 Conference on Empirical Methods in Natural Language Processing*, pages 11048–11064, 2022. URL <https://aclanthology.org/2022.emnlp-main.759>.
- [6] Xinxu Lyu, Sewon Min, Iz Beltagy, Luke Zettlemoyer, and Hannaneh Hajishirzi. Z-ICL: Zero-Shot In-Context Learning with Pseudo-Demonstrations. In *Proceedings of the 61st Annual Meeting of the Association for Computational Linguistics (Volume 1: Long Papers)*, pages 2304–2317, July 2023. URL <https://aclanthology.org/2023.acl-long.129>.
- [7] Ari Holtzman, Peter West, Vered Shwartz, Yejin Choi, and Luke Zettlemoyer. Surface Form Competition: Why the Highest Probability Answer Isn’t Always Right. In *Proceedings of the 2021 Conference on Empirical Methods in Natural Language Processing*, pages 7038–7051, 2021. URL <https://aclanthology.org/2021.emnlp-main.564>.
- [8] Yao Lu, Max Bartolo, Alastair Moore, Sebastian Riedel, and Pontus Stenetorp. Fantastically Ordered Prompts and Where to Find Them: Overcoming Few-Shot Prompt Order Sensitivity. In *Proceedings of the 60th Annual Meeting of the Association for Computational Linguistics (Volume 1: Long Papers)*, pages 8086–8098, 2022. URL <https://aclanthology.org/2022.acl-long.556>.
- [9] Miles Turpin, Julian Michael, Ethan Perez, and Samuel Bowman. Language Models Don’t Always Say What They Think: Unfaithful Explanations in Chain-of-Thought Prompting. In *Advances in Neural Information Processing Systems*, pages 74952–74965, 2023. URL [https://proceedings.neurips.cc/paper\\_files/paper/2023/file/ed3fea9033a80fea1376299fa7863f4a-Paper-Conference.pdf](https://proceedings.neurips.cc/paper_files/paper/2023/file/ed3fea9033a80fea1376299fa7863f4a-Paper-Conference.pdf).
- [10] Ethan Perez, Sam Ringer, Kamile Lukosiute, Karina Nguyen, Edwin Chen, Scott Heiner, Craig Pettit, Catherine Olsson, Sandipan Kundu, Saurav Kadavath, Andy Jones, Anna Chen, Benjamin Mann, Brian Israel, Bryan Seethor, Cameron McKinnon, Christopher Olah, Da Yan, Daniela Amodei, Dario Amodei, Dawn Drain, Dustin Li, Eli Tran-Johnson, Guro Khundadze, Jackson Kernion, James Landis, Jamie Kerr, Jared Mueller, Jeeyoon Hyun, Joshua Landau, Kamal Ndousse, Landon Goldberg, Liane Lovitt, Martin Lucas, Michael Sellitto, Miranda Zhang, Neerav Kingsland, Nelson Elhage, Nicholas Joseph, Noemi Mercado, Nova DasSarma, Oliver Rausch, Robin Larson, Sam McCandlish, Scott Johnston, Shauna Kravec, Sheer El Showk,

- Tamera Lanham, Timothy Telleen-Lawton, Tom Brown, Tom Henighan, Tristan Hume, Yuntao Bai, Zac Hatfield-Dodds, Jack Clark, Samuel R. Bowman, Amanda Askell, Roger Grosse, Danny Hernandez, Deep Ganguli, Evan Hubinger, Nicholas Schiefer, and Jared Kaplan. Discovering Language Model Behaviors with Model-Written Evaluations. In *Findings of the Association for Computational Linguistics: ACL 2023*, pages 13387–13434, 2023. URL <https://aclanthology.org/2023.findings-acl.847>.
- [11] Mrinank Sharma, Meg Tong, Tomasz Korbak, David Duvenaud, Amanda Askell, Samuel R. Bowman, Esin DURMUS, Zac Hatfield-Dodds, Scott R Johnston, Shauna M Kravec, Timothy Maxwell, Sam McCandlish, Kamal Ndousse, Oliver Rausch, Nicholas Schiefer, Da Yan, Miranda Zhang, and Ethan Perez. Towards Understanding Sycophancy in Language Models. In *The Twelfth International Conference on Learning Representations*, 2024. URL <https://openreview.net/forum?id=tvhaxkMKAn>.
- [12] Jerry Wei, Da Huang, Yifeng Lu, Denny Zhou, and Quoc V. Le. Simple synthetic data reduces sycophancy in large language models, 2024. URL <https://arxiv.org/abs/2308.03958>.
- [13] Erik Jones and Jacob Steinhardt. Capturing Failures of Large Language Models via Human Cognitive Biases. In *Advances in Neural Information Processing Systems*, pages 11785–11799, 2022. URL [https://proceedings.neurips.cc/paper\\_files/paper/2022/file/4d13b2d99519c5415661dad44ab7edcd-Paper-Conference.pdf](https://proceedings.neurips.cc/paper_files/paper/2022/file/4d13b2d99519c5415661dad44ab7edcd-Paper-Conference.pdf).
- [14] Ruixi Lin and Hwee Tou Ng. Mind the Biases: Quantifying Cognitive Biases in Language Model Prompting. In *Findings of the Association for Computational Linguistics: ACL 2023*, pages 5269–5281, 2023. URL <https://aclanthology.org/2023.findings-acl.324>.
- [15] Cheng Li, Jindong Wang, Yixuan Zhang, Kaijie Zhu, Wenxin Hou, Jianxun Lian, Fang Luo, Qiang Yang, and Xing Xie. Large Language Models Understand and Can be Enhanced by Emotional Stimuli. *arXiv preprint arXiv:2307.11760*, 2023. URL <https://arxiv.org/abs/2307.11760>.
- [16] Xu Wang, Cheng Li, Yi Chang, Jindong Wang, and Yuan Wu. NegativePrompt: Leveraging Psychology for Large Language Models Enhancement via Negative Emotional Stimuli. *arXiv preprint arXiv:2405.02814*, 2024. URL <https://arxiv.org/abs/2405.02814>.
- [17] Xin Li and Dan Roth. Learning Question Classifiers. In *COLING 2002: The 19th International Conference on Computational Linguistics*, 2002. URL <https://aclanthology.org/C02-1150>.
- [18] S. Kirkpatrick, C. D. Gelatt, and M. P. Vecchi. Optimization by Simulated Annealing. *Science*, pages 671–680, 1983. URL <https://www.science.org/doi/abs/10.1126/science.220.4598.671>.
- [19] Richard W. Eglese. Simulated Annealing: A Tool for Operational Research. *European Journal of Operational Research*, pages 271–281, 1990. URL <https://www.sciencedirect.com/science/article/pii/037722179090001R>.
- [20] Franco Busetti. *Simulated Annealing Overview*. 05 2001. URL [https://www.researchgate.net/publication/238690391\\_Simulated\\_annealing\\_overview](https://www.researchgate.net/publication/238690391_Simulated_annealing_overview).
- [21] Fabio Romeo and Alberto Sangiovanni-Vincentelli. A Theoretical Framework for Simulated Annealing. *Algorithmica*, pages 302–345, 1991. URL <https://link.springer.com/article/10.1007/BF01759049>.
- [22] Xiang Zhang, Junbo Zhao, and Yann LeCun. Character-level Convolutional Networks for Text Classification. In *Advances in Neural Information Processing Systems*, 2015. URL [https://proceedings.neurips.cc/paper\\_files/paper/2015/file/250cf8b51c773f3f8dc8b4be867a9a02-Paper.pdf](https://proceedings.neurips.cc/paper_files/paper/2015/file/250cf8b51c773f3f8dc8b4be867a9a02-Paper.pdf).
- [23] Sören Auer, Christian Bizer, Georgi Kobilarov, Jens Lehmann, Richard Cyganiak, and Zachary Ives. DBpedia: A Nucleus for A Web of Open Data. In *Proceedings of the 6th International The Semantic Web and 2nd Asian Conference on Asian Semantic Web Conference*, page 722–735, 2007.

- [24] Richard Socher, Alex Perelygin, Jean Wu, Jason Chuang, Christopher D. Manning, Andrew Ng, and Christopher Potts. Recursive Deep Models for Semantic Compositionality Over a Sentiment Treebank. In *Proceedings of the 2013 Conference on Empirical Methods in Natural Language Processing*, pages 1631–1642, 2013. URL <https://aclanthology.org/D13-1170>.
- [25] Ellen M. Voorhees and Dawn M. Tice. Building a question answering test collection. In *Proceedings of the 23rd Annual International ACM SIGIR Conference on Research and Development in Information Retrieval*, pages 200–207, 2000. URL <https://doi.org/10.1145/345508.345577>.
- [26] Ido Dagan, Oren Glickman, and Bernardo Magnini. The PASCAL Recognising Textual Entailment Challenge. In *Machine Learning Challenges. Evaluating Predictive Uncertainty, Visual Object Classification, and Recognising Textual Entailment*, pages 177–190, 2006.
- [27] Yu Gu, Robert Tinn, Hao Cheng, Michael Lucas, Naoto Usuyama, Xiaodong Liu, Tristan Naumann, Jianfeng Gao, and Hoifung Poon. Domain-Specific Language Model Pretraining for Biomedical Natural Language Processing. *ACM Trans. Comput. Healthcare*, 2021. URL <https://doi.org/10.1145/3458754>.
- [28] Isabel Segura-Bedmar, Paloma Martínez, and María Herrero-Zazo. SemEval-2013 Task 9 : Extraction of Drug-Drug Interactions from Biomedical Texts (DDIExtraction 2013). In *Second Joint Conference on Lexical and Computational Semantics (\*SEM), Volume 2: Proceedings of the Seventh International Workshop on Semantic Evaluation (SemEval 2013)*, pages 341–350, 2013. URL <https://aclanthology.org/S13-2056.pdf>.
- [29] Qiao Jin, Bhuwan Dhingra, Zhengping Liu, William Cohen, and Xinghua Lu. PubMedQA: A Dataset for Biomedical Research Question Answering. In *Proceedings of the 2019 Conference on Empirical Methods in Natural Language Processing and the 9th International Joint Conference on Natural Language Processing (EMNLP-IJCNLP)*, pages 2567–2577, 2019. URL <https://aclanthology.org/D19-1259>.
- [30] Ziwei Ji, Nayeon Lee, Rita Frieske, Tiezheng Yu, Dan Su, Yan Xu, Etsuko Ishii, Ye Jin Bang, Andrea Madotto, and Pascale Fung. Survey of Hallucination in Natural Language Generation. *ACM Comput. Surv.*, 2023. URL <https://doi.org/10.1145/3571730>.
- [31] Bhuwan Dhingra, Manaal Faruqui, Ankur Parikh, Ming-Wei Chang, Dipanjan Das, and William Cohen. Handling Divergent Reference Texts when Evaluating Table-to-Text Generation. In *Proceedings of the 57th Annual Meeting of the Association for Computational Linguistics*, pages 4884–4895, 2019. URL <https://aclanthology.org/P19-1483>.
- [32] Zhijiang Guo, Michael Schlichtkrull, and Andreas Vlachos. A Survey on Automated Fact-Checking. *Transactions of the Association for Computational Linguistics*, pages 178–206, 2022. URL <https://aclanthology.org/2022.tacl-1.11>.
- [33] Han Zhou, Xingchen Wan, Lev Proleeve, Diana Mincu, Jilin Chen, Katherine A Heller, and Subhrajit Roy. Batch Calibration: Rethinking Calibration for In-Context Learning and Prompt Engineering. In *The Twelfth International Conference on Learning Representations*, 2024. URL <https://openreview.net/forum?id=L3FHM0KZcS>.
- [34] Mirac Suzgun, Nathan Scales, Nathanael Schärli, Sebastian Gehrmann, Yi Tay, Hyung Won Chung, Aakanksha Chowdhery, Quoc Le, Ed Chi, Denny Zhou, and Jason Wei. Challenging BIG-Bench Tasks and Whether Chain-of-Thought Can Solve Them. In *Findings of the Association for Computational Linguistics: ACL 2023*, pages 13003–13051, 2023. URL <https://aclanthology.org/2023.findings-acl.824>.
- [35] OpenAI, Josh Achiam, Steven Adler, Sandhini Agarwal, Lama Ahmad, Ilge Akkaya, Florencia Leoni Aleman, Diogo Almeida, Janko Altschmidt, Sam Altman, Shyamal Anadkat, Red Avila, Igor Babuschkin, Suchir Balaji, Valerie Balcom, Paul Baltescu, Haiming Bao, Mohammad Bavarian, Jeff Belgum, Irwan Bello, Jake Berdine, Gabriel Bernadett-Shapiro, Christopher Berner, Lenny Bogdonoff, Oleg Boiko, Madelaine Boyd, Anna-Luisa Brakman, Greg Brockman, Tim Brooks, Miles Brundage, Kevin Button, Trevor Cai, Rosie Campbell, Andrew Cann, Brittany Carey, Chelsea Carlson, Rory Carmichael, Brooke Chan, Che Chang, Fotis

Chantzis, Derek Chen, Sully Chen, Ruby Chen, Jason Chen, Mark Chen, Ben Chess, Chester Cho, Casey Chu, Hyung Won Chung, Dave Cummings, Jeremiah Currier, Yunxing Dai, Cory Decareaux, Thomas Degry, Noah Deutsch, Damien Deville, Arka Dhar, David Dohan, Steve Dowling, Sheila Dunning, Adrien Ecoffet, Atty Eleti, Tyna Eloundou, David Farhi, Liam Fedus, Niko Felix, Simón Posada Fishman, Juston Forte, Isabella Fulford, Leo Gao, Elie Georges, Christian Gibson, Vik Goel, Tarun Gogineni, Gabriel Goh, Rapha Gontijo-Lopes, Jonathan Gordon, Morgan Grafstein, Scott Gray, Ryan Greene, Joshua Gross, Shixiang Shane Gu, Yufei Guo, Chris Hallacy, Jesse Han, Jeff Harris, Yuchen He, Mike Heaton, Johannes Heidecke, Chris Hesse, Alan Hickey, Wade Hickey, Peter Hoeschele, Brandon Houghton, Kenny Hsu, Shengli Hu, Xin Hu, Joost Huizinga, Shantanu Jain, Shawn Jain, Joanne Jang, Angela Jiang, Roger Jiang, Haozhun Jin, Denny Jin, Shino Jomoto, Billie Jonn, Heewoo Jun, Tomer Kaftan, Łukasz Kaiser, Ali Kamali, Ingmar Kanitscheider, Nitish Shirish Keskar, Tabarak Khan, Logan Kilpatrick, Jong Wook Kim, Christina Kim, Yongjik Kim, Jan Hendrik Kirchner, Jamie Kiros, Matt Knight, Daniel Kokotajlo, Łukasz Kondraciuk, Andrew Kondrich, Aris Konstantinidis, Kyle Kosic, Gretchen Krueger, Vishal Kuo, Michael Lampe, Ikai Lan, Teddy Lee, Jan Leike, Jade Leung, Daniel Levy, Chak Ming Li, Rachel Lim, Molly Lin, Stephanie Lin, Mateusz Litwin, Theresa Lopez, Ryan Lowe, Patricia Lue, Anna Makanju, Kim Malfacini, Sam Manning, Todor Markov, Yaniv Markovski, Bianca Martin, Katie Mayer, Andrew Mayne, Bob McGrew, Scott Mayer McKinney, Christine McLeavey, Paul McMillan, Jake McNeil, David Medina, Aalok Mehta, Jacob Menick, Luke Metz, Andrey Mishchenko, Pamela Mishkin, Vinnie Monaco, Evan Morikawa, Daniel Mossing, Tong Mu, Mira Murati, Oleg Murk, David Mély, Ashvin Nair, Reiichiro Nakano, Rajeev Nayak, Arvind Neelakantan, Richard Ngo, Hyeonwoo Noh, Long Ouyang, Cullen O’Keefe, Jakub Pachocki, Alex Paino, Joe Palermo, Ashley Pantuliano, Giambattista Parascandolo, Joel Parish, Emy Parparita, Alex Passos, Mikhail Pavlov, Andrew Peng, Adam Perelman, Filipe de Avila Belbute Peres, Michael Petrov, Henrique Ponde de Oliveira Pinto, Michael, Pokorny, Michelle Pokrass, Vitchyr H. Pong, Tolly Powell, Alethea Power, Boris Power, Elizabeth Proehl, Raul Puri, Alec Radford, Jack Rae, Aditya Ramesh, Cameron Raymond, Francis Real, Kendra Rimbach, Carl Ross, Bob Rotsted, Henri Roussez, Nick Ryder, Mario Saltarelli, Ted Sanders, Shibani Santurkar, Girish Sastry, Heather Schmidt, David Schnurr, John Schulman, Daniel Selsam, Kyla Sheppard, Toki Sherbakov, Jessica Shieh, Sarah Shoker, Pranav Shyam, Szymon Sidor, Eric Sigler, Maddie Simens, Jordan Sitkin, Katarina Slama, Ian Sohl, Benjamin Sokolowsky, Yang Song, Natalie Staudacher, Felipe Petroski Such, Natalie Summers, Ilya Sutskever, Jie Tang, Nikolas Tezak, Madeleine B. Thompson, Phil Tillet, Amin Tootoonchian, Elizabeth Tseng, Preston Tuggle, Nick Turley, Jerry Tworek, Juan Felipe Cerón Uribe, Andrea Vallone, Arun Vijayvergiya, Chelsea Voss, Carroll Wainwright, Justin Jay Wang, Alvin Wang, Ben Wang, Jonathan Ward, Jason Wei, CJ Weinmann, Akila Welihinda, Peter Welinder, Jiayi Weng, Lilian Weng, Matt Wiethoff, Dave Willner, Clemens Winter, Samuel Wolrich, Hannah Wong, Lauren Workman, Sherwin Wu, Jeff Wu, Michael Wu, Kai Xiao, Tao Xu, Sarah Yoo, Kevin Yu, Qiming Yuan, Wojciech Zaremba, Rowan Zellers, Chong Zhang, Marvin Zhang, Shengjia Zhao, Tianhao Zheng, Juntang Zhuang, William Zhuk, and Barret Zoph. GPT-4 Technical Report. *arXiv preprint arXiv:2303.08774*, 2024.

## A Derivation of SA Algorithm Complexity

Given  $N$  classes and  $K$  scales, the DNIP objective has  $NK$  variables. For each inner loop of SA, the length of the Markov chain is often several times of the size of variables, i.e.,  $\lambda NK$ . For a geometric cooling schedule  $T = \alpha^n T_{\max}$ , the number of outer-loop iterations is:

$$N^{\text{outer}} = \log_{\alpha} \frac{T_{\min}}{T_{\max}} \quad (11)$$

The sampling times for the SA algorithm is  $\lambda NK \log_{\alpha} (T_{\min}/T_{\max})$ . Therefore, the computational complexity is  $\mathcal{O}(\lambda NK \log_{\alpha} (T_{\min}/T_{\max})) = \mathcal{O}(NK)$ .

## B Additional Heatmaps for Pairwise Accuracy Differences

Figure 8 and 9 demonstrate that more balanced class accuracies are achieved with DNIP for smaller LLMs of Llama-2-7B and GPT-2-XL.

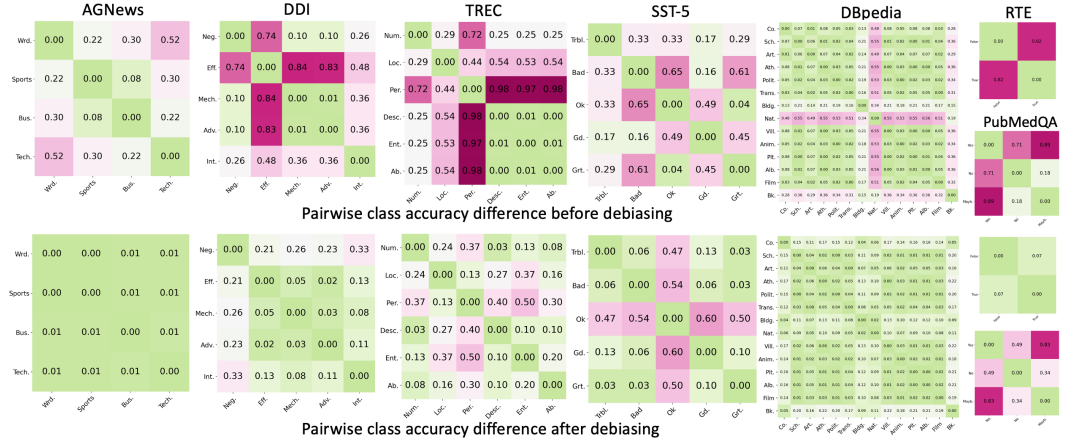


Figure 8: Comparisons of pairwise test class accuracy differences before and after applying DNIP on GPT-2-XL; the **pink** the higher accuracy difference, the **green** the lower accuracy difference; average accuracy over three runs are used.

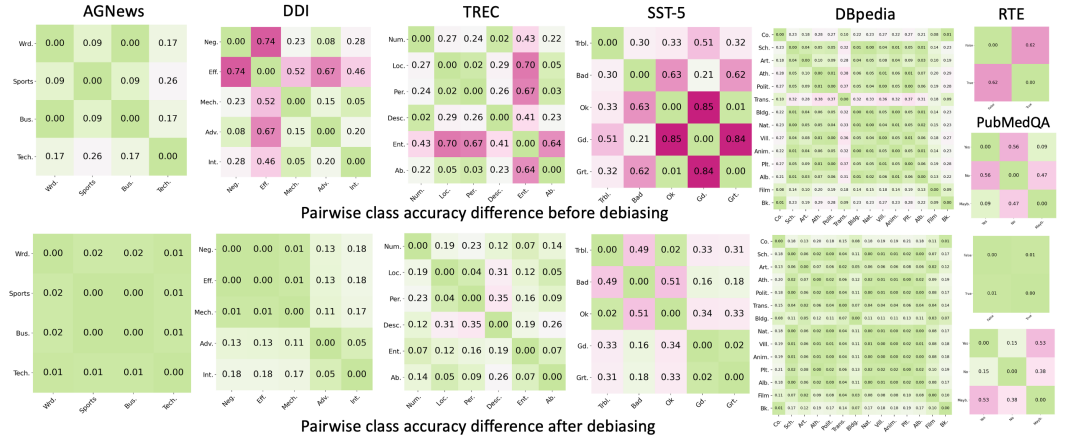


Figure 9: Comparisons of pairwise test class accuracy differences before and after applying DNIP on Llama-2-7B; the **pink** the higher accuracy difference, the **green** the lower accuracy difference; average accuracy over three runs are used.



## C Additional Ablation Analysis

We show ablation analysis on GPT-2-XL and Llama-2-7B in Figure 10 and 11.

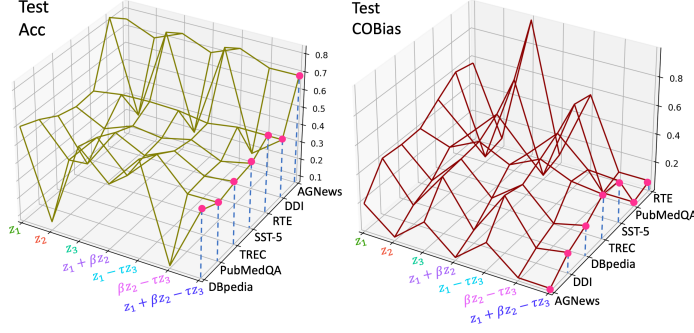


Figure 10: Ablations on objective function, GPT-2-XL, demonstrating that  $z_1 + \beta z_2 - \tau z_3$  achieves a balance point between accuracy and COBias.

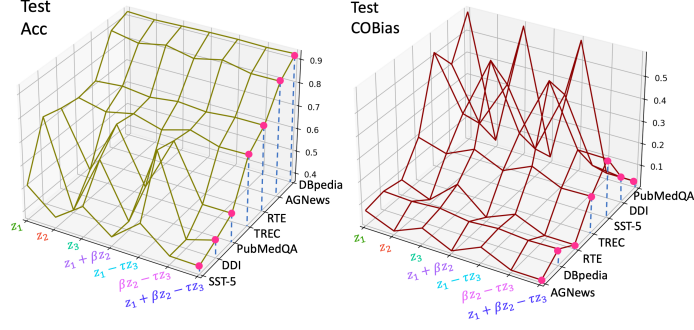


Figure 11: Ablations on objective function, Llama-2-7B, demonstrating that  $z_1 + \beta z_2 - \tau z_3$  achieves a balance point between accuracy and COBias.

Prompting Method	Metric	AGNews	DBpedia	SST-5	TREC	RTE	DDI	PubMedQA	Avg.
5-shot ICL	Acc	82.5 <sub>2.0</sub>	93.6 <sub>1.3</sub>	45.8 <sub>6.0</sub>	58.7 <sub>23.3</sub>	61.9 <sub>16.9</sub>	34.1 <sub>42.1</sub>	44.7 <sub>5.7</sub>	60.2
	COBias	16.5 <sub>6.0</sub>	9.0 <sub>2.0</sub>	48.0 <sub>15.4</sub>	35.4 <sub>13.7</sub>	61.3 <sub>40.4</sub>	44.4 <sub>5.4</sub>	52.2 <sub>19.3</sub>	38.1
5-shot DNIP	Acc	88.5 <sub>0.6</sub>	95.8 <sub>0.7</sub>	52.9 <sub>2.5</sub>	76.6 <sub>8.7</sub>	75.8 <sub>4.5</sub>	54.1 <sub>5.1</sub>	59.9 <sub>1.4</sub>	71.9
	COBias	7.0 <sub>0.9</sub>	5.7 <sub>1.1</sub>	15.8 <sub>12.6</sub>	14.4 <sub>7.5</sub>	3.1 <sub>1.9</sub>	16.5 <sub>7.6</sub>	9.6 <sub>4.6</sub>	10.3
k-shot (1 demon. from each class) ICL	Acc	83.5 <sub>1.5</sub>	95.2 <sub>1.2</sub>	50.3 <sub>2.3</sub>	67.0 <sub>12.7</sub>	75.0 <sub>0.8</sub>	9.7 <sub>1.0</sub>	52.3 <sub>5.3</sub>	61.9
	COBias	14.9 <sub>5.1</sub>	7.0 <sub>2.2</sub>	36.3 <sub>7.2</sub>	38.2 <sub>5.1</sub>	22.5 <sub>13.2</sub>	39.7 <sub>3.5</sub>	20.9 <sub>4.2</sub>	25.6
k-shot (1 demon. from each class) DNIP	Acc	88.7 <sub>0.5</sub>	96.6 <sub>0.5</sub>	51.3 <sub>1.0</sub>	82.7 <sub>1.4</sub>	76.7 <sub>3.7</sub>	43.6 <sub>6.1</sub>	55.3 <sub>2.6</sub>	70.7
	COBias	7.3 <sub>0.5</sub>	4.3 <sub>0.7</sub>	2.8 <sub>1.5</sub>	12.1 <sub>5.5</sub>	5.0 <sub>3.3</sub>	12.5 <sub>4.3</sub>	8.7 <sub>1.2</sub>	7.5

Table 2: DNIP results in more ICL settings. Average score over three runs are reported.

## D More ICL Setups

We prompted Llama-2-13B in two additional settings: 5-shot, where each demonstration is randomly selected as in the 1-shot case; k-shot, where k is the number of classes and each class is represented by a demonstration example in the prompt. Table 2 presents results on seven benchmark datasets in both settings. DNIP significantly reduces COBias and improves accuracy in both 5-shot and k-shot settings, further showcasing the effectiveness of our approach. For example, the relative average COBias reduction (comparing DNIP to ICL) is 65% and 73% for 1-shot and 5-shot cases respectively, and the relative average accuracy increase is 16% and 19% for 1-shot and 5-shot cases respectively, demonstrating DNIP’s capabilities with more shots. In addition, prompt design does contribute to different output probabilities, which could be helpful to provide different starting points for DNIP, so DNIP could optimize for better solutions. However, prompt engineering alone may not be most effective to solve the COBias issue. For example, compared to 1-shot prompting (Table 1), increasing the number of shots does not significantly further reduce COBias or boost accuracy; using more

diverse demonstrations (k-shot) may help with COBias, but does not gain much higher accuracy than 1-shot. These results show that more sophisticated ICL settings may only help with the COBias issue to a limited extent, highlighting the necessity of a rigorous COBias reduction method, DNIP.

## E Full Table with Varying Number of Optimization Examples for DNIP

The full results for all three models across varying optimization set sizes are shown in Table 3.

Opt. set	Eval. Metric	AGNews	DBpedia	SST-5	TREC	RTE	DDI	PubMedQA
<i>GPT-2-XL</i>								
0	Acc	52.1 <sub>5.4</sub>	31.8 <sub>9.9</sub>	34.9 <sub>13.7</sub>	27.4 <sub>10.5</sub>	<b>55.4</b> <sub>1.9</sub>	14.5 <sub>4.4</sub>	55.2 <sub>0.0</sub>
	COBias	35.5 <sub>11.5</sub>	40.0 <sub>3.6</sub>	48.7 <sub>5.4</sub>	45.6 <sub>8.7</sub>	82.4 <sub>24.5</sub>	40.7 <sub>5.9</sub>	59.4 <sub>12.6</sub>
10*	Acc	<b>72.8</b> <sub>2.1</sub>	40.6 <sub>5.2</sub>	40.3 <sub>3.4</sub>	<b>51.5</b> <sub>5.7</sub>	50.3 <sub>0.8</sub>	23.5 <sub>1.0</sub>	53.7 <sub>0.6</sub>
	COBias	17.2 <sub>1.7</sub>	28.0 <sub>6.6</sub>	40.1 <sub>1.8</sub>	39.7 <sub>1.0</sub>	6.5 <sub>7.6</sub>	40.6 <sub>3.5</sub>	41.8 <sub>0.0</sub>
100	Acc	70.0 <sub>5.0</sub>	41.4 <sub>29.9</sub>	44.3 <sub>1.3</sub>	49.0 <sub>10.1</sub>	49.8 <sub>2.5</sub>	42.2 <sub>5.7</sub>	46.7 <sub>10.8</sub>
	COBias	14.8 <sub>1.3</sub>	27.8 <sub>8.9</sub>	30.8 <sub>3.4</sub>	31.1 <sub>5.9</sub>	5.3 <sub>4.9</sub>	17.1 <sub>7.1</sub>	29.2 <sub>16.6</sub>
500	Acc	68.2 <sub>1.2</sub>	44.5 <sub>33.2</sub>	43.4 <sub>1.5</sub>	49.9 <sub>8.5</sub>	50.5 <sub>2.4</sub>	45.6 <sub>9.2</sub>	49.9 <sub>11.4</sub>
	COBias	2.7 <sub>1.8</sub>	25.7 <sub>9.6</sub>	29.8 <sub>3.7</sub>	31.4 <sub>6.2</sub>	<b>5.2</b> <sub>3.9</sub>	24.5 <sub>14.3</sub>	<b>17.7</b> <sub>15.8</sub>
1,000	Acc	69.6 <sub>1.0</sub>	42.0 <sub>32.2</sub>	42.8 <sub>2.3</sub>	50.9 <sub>9.0</sub>	50.3 <sub>2.2</sub>	48.3 <sub>4.9</sub>	same as
	COBias	3.0 <sub>1.2</sub>	27.6 <sub>11.0</sub>	28.2 <sub>5.9</sub>	<b>24.5</b> <sub>5.4</sub>	<b>5.2</b> <sub>3.3</sub>	22.9 <sub>2.5</sub>	full
Full	Acc	68.5 <sub>1.0</sub>	<b>69.9</b> <sub>9.1</sub>	<b>44.5</b> <sub>2.20</sub>	46.3 <sub>12.7</sub>	50.8 <sub>2.1</sub>	43.9 <sub>14.9</sub>	<b>57.1</b> <sub>1.3</sub>
	COBias	<b>1.4</b> <sub>0.5</sub>	<b>24.1</b> <sub>8.3</sub>	<b>26.0</b> <sub>2.5</sub>	27.2 <sub>7.2</sub>	7.1 <sub>5.0</sub>	<b>17.0</b> <sub>7.1</sub>	29.8 <sub>25.0</sub>
<i>Llama-2-7B</i>								
0	Acc	86.4 <sub>2.5</sub>	88.9 <sub>2.0</sub>	42.1 <sub>11.1</sub>	66.7 <sub>6.6</sub>	66.3 <sub>4.3</sub>	6.7 <sub>0.4</sub>	40.3 <sub>6.7</sub>
	COBias	14.0 <sub>6.5</sub>	13.5 <sub>2.1</sub>	55.6 <sub>1.5</sub>	33.2 <sub>10.0</sub>	61.6 <sub>10.5</sub>	41.4 <sub>1.7</sub>	40.9 <sub>16.1</sub>
10*	Acc	86.4 <sub>2.5</sub>	89.9 <sub>1.4</sub>	<b>51.4</b> <sub>0.9</sub>	<b>70.1</b> <sub>0.9</sub>	<b>74.9</b> <sub>2.1</sub>	31.7 <sub>21.0</sub>	44.5 <sub>0.6</sub>
	COBias	14.0 <sub>6.5</sub>	12.5 <sub>2.1</sub>	36.2 <sub>3.6</sub>	22.4 <sub>5.4</sub>	4.8 <sub>5.1</sub>	26.7 <sub>8.2</sub>	<b>28.7</b> <sub>3.9</sub>
100	Acc	<b>88.4</b> <sub>0.4</sub>	91.8 <sub>0.7</sub>	50.9 <sub>1.5</sub>	<b>70.1</b> <sub>1.0</sub>	73.6 <sub>2.6</sub>	44.9 <sub>2.5</sub>	62.6 <sub>4.5</sub>
	COBias	5.8 <sub>0.6</sub>	9.7 <sub>1.0</sub>	34.3 <sub>12.7</sub>	16.7 <sub>2.4</sub>	2.9 <sub>0.7</sub>	21.0 <sub>6.6</sub>	35.4 <sub>18.1</sub>
500	Acc	86.8 <sub>0.9</sub>	92.1 <sub>0.6</sub>	50.8 <sub>1.7</sub>	69.7 <sub>1.2</sub>	74.3 <sub>2.9</sub>	<b>69.3</b> <sub>1.7</sub>	<b>63.5</b> <sub>7.5</sub>
	COBias	2.8 <sub>0.3</sub>	8.6 <sub>1.6</sub>	35.8 <sub>12.3</sub>	<b>15.2</b> <sub>2.1</sub>	3.1 <sub>1.4</sub>	34.5 <sub>0.3</sub>	37.3 <sub>20.4</sub>
1,000	Acc	86.8 <sub>0.3</sub>	92.5 <sub>0.2</sub>	51.0 <sub>2.1</sub>	69.5 <sub>0.8</sub>	74.0 <sub>2.5</sub>	56.5 <sub>7.9</sub>	same as
	COBias	1.9 <sub>0.5</sub>	8.0 <sub>0.4</sub>	30.9 <sub>20.4</sub>	15.7 <sub>1.2</sub>	2.6 <sub>1.2</sub>	<b>29.5</b> <sub>3.4</sub>	full
Full	Acc	86.7 <sub>0.4</sub>	<b>92.9</b> <sub>0.4</sub>	50.6 <sub>2.7</sub>	68.1 <sub>1.0</sub>	73.9 <sub>2.3</sub>	44.5 <sub>3.8</sub>	62.7 <sub>8.3</sub>
	COBias	<b>1.3</b> <sub>0.1</sub>	<b>7.7</b> <sub>0.6</sub>	<b>28.0</b> <sub>21.6</sub>	15.9 <sub>1.6</sub>	<b>1.9</b> <sub>1.8</sub>	<b>11.6</b> <sub>3.0</sub>	35.4 <sub>22.8</sub>
<i>Llama-2-13B</i>								
0	Acc	79.9 <sub>7.0</sub>	88.6 <sub>1.7</sub>	44.9 <sub>4.3</sub>	68.5 <sub>10.8</sub>	71.5 <sub>2.2</sub>	7.2 <sub>0.9</sub>	55.1 <sub>2.9</sub>
	COBias	28.3 <sub>16.1</sub>	16.2 <sub>3.7</sub>	53.1 <sub>5.0</sub>	35.9 <sub>6.5</sub>	43.4 <sub>7.0</sub>	45.6 <sub>5.9</sub>	61.2 <sub>1.9</sub>
10*	Acc	86.0 <sub>1.9/</sub>	88.8 <sub>1.6/</sub>	49.2 <sub>0.8/</sub>	75.8 <sub>3.2</sub>	74.8 <sub>2.3</sub>	18.7 <sub>12.6</sub>	59.6 <sub>6.2</sub>
	COBias	14.3 <sub>3.5</sub>	14.7 <sub>2.5</sub>	41.7 <sub>8.1</sub>	29.6 <sub>4.5</sub>	12.2 <sub>5.7</sub>	30.0 <sub>7.8</sub>	35.3 <sub>7.8</sub>
100	Acc	87.8 <sub>0.2/</sub>	91.8 <sub>0.2/</sub>	47.4 <sub>2.0/</sub>	78.3 <sub>2.8</sub>	<b>75.5</b> <sub>1.0</sub>	22.2 <sub>2.0</sub>	56.9 <sub>10.4</sub>
	COBias	8.3 <sub>0.5</sub>	10.1 <sub>0.7</sub>	30.4 <sub>4.4</sub>	18.5 <sub>2.6</sub>	10.4 <sub>6.9</sub>	17.3 <sub>4.4</sub>	25.8 <sub>16.3</sub>
500	Acc	87.1 <sub>1.5</sub>	92.7 <sub>0.0/</sub>	49.5 <sub>0.7/</sub>	<b>78.7</b> <sub>2.1</sub>	73.6 <sub>1.7</sub>	48.2 <sub>27.4</sub>	62.2 <sub>15.8</sub>
	COBias	<b>5.3</b> <sub>3.1</sub>	9.1 <sub>0.3</sub>	28.0 <sub>3.2</sub>	16.3 <sub>1.0</sub>	4.0 <sub>3.4</sub>	28.0 <sub>11.5</sub>	40.4 <sub>29.4</sub>
1,000	Acc	87.7 <sub>0.7/</sub>	92.8 <sub>0.1/</sub>	<b>49.8</b> <sub>0.7/</sub>	77.3 <sub>2.0</sub>	73.9 <sub>1.5</sub>	<b>52.0</b> <sub>10.5</sub>	same as
	COBias	6.7 <sub>1.5</sub>	9.2 <sub>0.2</sub>	28.8 <sub>2.0</sub>	<b>14.2</b> <sub>1.8</sub>	<b>3.6</b> <sub>4.3</sub>	25.0 <sub>9.7</sub>	full
Full	Acc	<b>87.9</b> <sub>0.7</sub>	<b>93.4</b> <sub>0.6</sub>	48.3 <sub>1.9</sub>	77.1 <sub>2.0</sub>	74.3 <sub>0.8</sub>	40.4 <sub>6.0</sub>	<b>63.1</b> <sub>14.0</sub>
	COBias	6.3 <sub>0.6</sub>	<b>7.7</b> <sub>0.6</sub>	<b>18.7</b> <sub>10.1</sub>	<b>14.2</b> <sub>1.3</sub>	4.3 <sub>3.3</sub>	<b>7.5</b> <sub>3.2</sub>	41.1 <sub>29.6</sub>

Table 3: Comparisons of DNIP results on varying optimization set sizes; min. optimization set size is 10 for all datasets except for DBpedia, which we use 15 to cover its 14 classes. For full optimization set sizes, AGNews: 9,500, DBpedia: 9,500, SST-5: 8,116, TREC: 5,179, RTE: 2,365, DDI: 9,500, PubMedQA: 950.