

An Effectiveness Study Across Baseline and Neural Network-based Force Estimation Methods on the da Vinci Research Kit Si System

Hao Yang¹, Ayberk Acar¹, Keshuai Xu², Anton Deguet²,
Peter Kazanzides², Jie Ying Wu¹

¹*Department of Computer Science, Vanderbilt University*

²*Department of Computer Science, Johns Hopkins University*

hao.yang@vanderbilt.edu

INTRODUCTION

Robot-assisted minimally invasive surgery enhances surgical precision and brings benefits to patients. For instance, the da Vinci[®] Surgical System (Intuitive Surgical Inc., CA) enables teleoperation, which improves surgeons' ergonomics [1]. However, compared to a manual laparoscopic operation where the forces are transmitted directly, the da Vinci (except the newest version) lack a force-sensing mechanism. In our previous works, we have addressed this challenge with data-driven, neural network (NN) based torque prediction and force estimation methods [2], [3] based on the da Vinci Research Kit (dVRK classic), an open-source mechatronic system built upon the retired first-generation da Vinci system [4]. Moreover, Yilmaz et. al. have demonstrated the potential of transfer learning, as an identification tool across different dVRK classic robots, tools, and configurations [5]. In this study, we further investigate the robustness and generalization ability of this method, using the new generation of dVRK, the da Vinci Research Kit Si (dVRK-Si). To evaluate our method's performance, we compare the force estimation accuracy with several baseline methods. We assess and benchmark the effectiveness and transferability of these approaches by conducting comparative studies between the dVRK classic and dVRK-Si systems. This comparative study is a step towards a force estimation pipeline for various downstream applications and tasks, such as enabling haptic feedback or estimating force applied to tissue during surgery [6].

MATERIALS AND METHODS

Our NN-based method has the same structure as the ones presented in our previous work [3]. Based on this method, we expand the experiment to the new generation system, dVRK-Si, and introduce multiple baseline methods for comparison. We derive the relation between free-space joint angle/velocity and joint torque from the previous data and use this relation to estimate the in-contact joint torque. We train a Long Short-Term Memory (LSTM)

This work is partially supported by an Intuitive Surgical Technology Research Grant.




Fig. 1 Experimental setup. From left to right are the dVRK classic arm, the F/T sensor with a shaft in the workspace, and the dVRK-Si arm.

based network to take in free-space joint angles and velocities, and predict the torques for each joint of the dVRK classic and dVRK-Si. We use L2 loss between the predicted and measured free space torque. The LSTM network architecture is shown in Fig. 2.

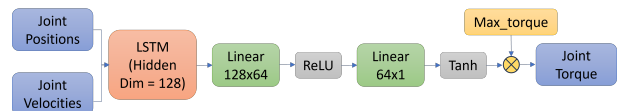


Fig. 2 LSTM network architecture for one joint. Six identical networks are trained for each joint to account for different ranges of motion [3].

The training dataset lasts 50 minutes and comprises free space tele-operated motions of the Patient Side Manipulator. The dataset is divided into 80% for training, 10% for validation, and 10% for testing. We verify our force estimation by probing a platform consisting of a 3D printed shaft mounted on an ATI Gamma Force/Torque (F/T) sensor (ATI Industrial Automation, Apex, NC, USA) to verify force estimation in the Cartesian X , Y , and Z directions (Fig. 1).

We estimate the external 6 degree-of-freedom (DoF) Cartesian force exerted on tool tip by using the Jacobian

matrix (J) and the external joint torques/forces [2], [3]:

$$\hat{F}_{ext} = J^{-T} \hat{\tau}_{ext} = J^{-T} (\tau - \hat{\tau}) \quad (1)$$

where $\hat{\tau}$ is the predicted joint torque from the LSTM network, and τ is the measured torque with contact. Note that dVRK and dVRK-Si share a similar software stack, from which we could log the measured torque and the Jacobian matrix data.

To create baselines for the comparison, we implement three different methods. *Measurement Only*: We take the estimated torque value ($\hat{\tau}$ in Eq. 1) as 0 and only use the measured torque. *Measurement with Bias Compensation*: Assuming that static forces such as gravity or factors due to the placement of the robot remain the same throughout an operation, we subtract the average measured torque when the velocity is zero and subtract it from measured torque at each timestep. *Vector Search*: We use the training dataset as a lookup table and use Facebook AI Similarity Search (FAISS) [7]. We find the most similar scenarios to the current robot position in the test dataset specified with a vector consisting of 6 joint velocities and 6 joint positions and estimate $\hat{\tau}$.

RESULTS

The force estimation benchmark results for both the dVRK classic and dVRK-Si, with the three baselines and the NN-based methods, are shown in Table I. The comparison of measured and estimated forces when the dVRK-Si end-effector is in contact with the sensor is shown in Fig. 3. We conclude that the NN-based method provides comparable prediction accuracy over the two systems, as the average root mean square error (RMSE) over the average range of force ratio is approximately $0.96/31.25 = 3.07\%$ for the dVRK classic, and $2.16/41.47 = 5.27\%$ for the dVRK-Si. In addition, according to our results in Table. I, we observe that the vector-search method provides the highest estimation accuracy among the baseline methods. Nonetheless, the NN-based method significantly outperforms all baseline methods in all categories.

TABLE I Force Estimation Benchmark: Estimation RMSE (N) and Range of Contact Force Value (N)

	Measure Only RMSE	Measure w. Bias RMSE	Vector Search RMSE	NN-based RMSE	Range of Force
Fx Cls	3.11	1.42	1.29	1.08	38.09
Fy Cls	3.93	1.57	1.43	0.90	35.44
Fz Cls	1.25	1.52	1.49	0.89	20.22
Ave. Cls	2.76	1.50	1.40	0.96	31.25
Fx Si	13.73	11.88	9.68	2.47	36.33
Fy Si	24.52	11.20	9.67	2.41	32.39
Fz Si	15.56	3.0	2.94	1.60	55.69
Ave. Si	17.94	8.69	7.43	2.16	41.47

DISCUSSION

In this study, we extend our previously proposed NN-based force estimation method to perform system identification and force estimation, making our study the

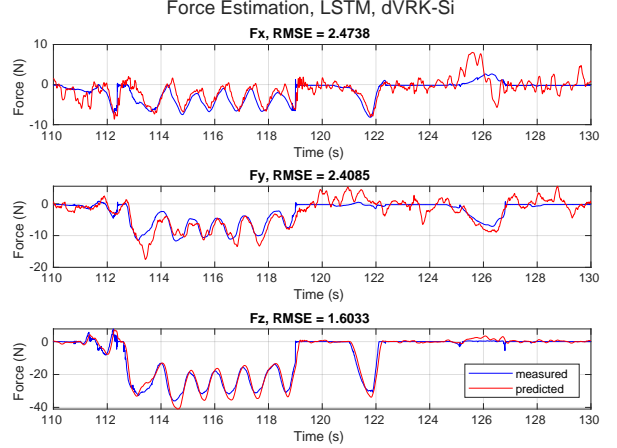


Fig. 3 The NN-based method FE result on dVRK-Si arm. Errors are larger than dVRK Classic as reported in [3].

first system identification work on the dVRK-Si. By showing an average RMSE of 5.27% for a range of forces that is comparable to all our previous work on dVRK classic, we claim the NN-based method is effective and generalizable to the dVRK-Si system. We further validate the effectiveness of this method by comparing it to three baseline methods. We observe that the NN-based method outperforms all the baseline methods. For the Si arm, the RMSE of the NN-based method is 2 to 4 times smaller than the baselines. One possible reason is that the baseline methods assume that static and dynamic forces are time-invariant. These assumptions may hold for the dVRK Classic, but not for dVRK-Si, thus the NN-based method significantly outperforms. Comparing the dVRK-Si to the dVRK classic, there is a more than twofold increase in the average error. Future work will further investigate the dominant factor/root cause for this increased error. For the next steps, we plan to implement this NN-based method for measuring tissue interaction forces and investigate whether faster sampling rates could facilitate more accurate force estimation.

REFERENCES

- [1] S. DiMaio, M. Hanuschik, and U. Kreaden, *The da Vinci Surgical System*. Springer US, 2011, pp. 199–217.
- [2] N. Yilmaz, J. Y. Wu, P. Kazanzides, and U. Tumerdem, “Neural network based inverse dynamics identification and external force estimation on the da Vinci Research Kit,” in *IEEE Intl. Conf. on Robotics and Automation (ICRA)*, 2020, pp. 1387–1393.
- [3] J. Y. Wu, N. Yilmaz, U. Tumerdem, and P. Kazanzides, “Robot force estimation with learned intraoperative correction,” in *International Symposium on Medical Robotics (ISMR)*, 2021, pp. 1–7.
- [4] P. Kazanzides, Z. Chen, A. Deguet, G. S. Fischer, R. H. Taylor, and S. P. DiMaio, “An open-source research kit for the da Vinci Surgical System,” in *IEEE Intl. Conf. on Robotics and Auto. (ICRA)*, Hong Kong, China, 2014, pp. 6434–6439.
- [5] N. Yilmaz, J. Zhang, P. Kazanzides, and U. Tumerdem, “Transfer of learned dynamics between different surgical robots and operative configurations,” *Intl. Journal of Computer Assisted Radiology and Surgery (IJCARS)*, vol. 17, pp. 903–910, April 2022.
- [6] M. Bergholz, M. Ferle, and B. M. Weber, “The benefits of haptic feedback in robot assisted surgery and their moderators: a meta-analysis,” *Scientific Reports*, vol. 13, no. 1, p. 19215, 2023.
- [7] J. Johnson, M. Douze, and H. Jégou, “Billion-scale similarity search with GPUs,” *IEEE Trans. on Big Data*, vol. 7, no. 3, pp. 535–547, 2019.