

A Flow is a Stream of Packets: A Stream-Structured Data Approach for DDoS Detection

Raja Giryes, Lior Shafir, Avishai Wool

Abstract—Distributed Denial of Service (DDoS) attacks are getting increasingly harmful to the Internet, showing no signs of slowing down. Developing an accurate detection mechanism to thwart DDoS attacks is still a big challenge due to the rich variety of these attacks and the emergence of new attack vectors. In this paper, we propose a new tree-based DDoS detection approach that operates on a flow as a *stream* structure, rather than the traditional fixed-size record structure containing aggregated flow statistics. Although aggregated flow records have gained popularity over the past decade, providing an effective means for flow-based intrusion detection by inspecting only a fraction of the total traffic volume, they are inherently constrained. Their detection precision is limited not only by the lack of packet payloads, but also by their structure, which is unable to model fine-grained inter-packet relations, such as packet order and temporal relations. Additionally, inferring aggregated flow statistics must wait for the complete flow to end. Here we show that considering flow inputs as variable-length streams composed of their associated packet headers, allows for very accurate and fast detection of malicious flows. We evaluate our proposed strategy on the CICDDoS2019 and CICIDS2017 datasets, which contain a comprehensive variety of DDoS attacks. Our approach matches or exceeds existing machine learning techniques' accuracy, including state-of-the-art deep learning methods. Furthermore, our method achieves significantly earlier detection, e.g., with CICDDoS2019 detection based on the first 2 packets, which corresponds to an average time-saving of 99.79% and uses only 4–6% of the traffic volume.

Index Terms—DDoS attacks, Intrusion Detection System, Decision Trees, Flow-based Network Intrusion Detection, Network Flow

I. INTRODUCTION

Distributed Denial-of-Service (DDoS) attacks remain a major threat on the Internet. Since their first occurrence in 1996 [1], the DDoS attacks keep evolving and growing in size, frequency and complexity [2], [3]. Recent advances in cloud services, processing technologies and the massive proliferation of IoT devices have created new attack opportunities, allowing attackers to spread malware on more infected devices than ever before [4]–[6]. These large infected botnets are used to launch destructive large-scale attacks, resulting in extreme outages of online services [3]. For example, in 2016, a 1.5 Tbps DDoS attack was carried out over the infamous Mirai botnet (a vast army of hijacked internet-connected devices) [7], knocking down several popular websites such as Twitter, Reddit, Netflix and many others.

Detection is a key component of thwarting DDoS attacks. Although considered a simple attack, DDoS refers to a rich

family of attacks, all of which are designed to saturate the victim with a high amount of messages to exhaust its resources, disrupting its normal operation. These attacks are implemented on a variety of protocols such as UDP, TCP, DNS and HTTP, exploiting different resource limitations in the network, transport and application layers. During the last two decades, researchers have studied defense mechanisms against DDoS, and proposed several detection techniques, with a special attention in recent years given to a variety of Machine Learning (ML) tools that have been proposed to detect DDoS attacks [8]–[10].

These detection methods are often implemented in *Network-based Intrusion Detection Systems* (NIDSs). NIDSs are primarily categorized into two types: *Packet-based* and *Flow-based*. Traditional NIDSs are packet-based, monitoring the entire packets' headers and payloads [11], [12]. This requires all network traffic to pass through the NIDS detection engine, forming a huge volume of data which may not be feasible to process in the ever-growing high-speed networks. To address the high frequency of attacks, and the rise in volume of traffic, a new type of flow-based NIDS has emerged during the last decade [13], [14]. Flow-based NIDS inspects only collected flow information, which amounts to only a fraction of the whole traffic [14].

A flow is defined by a stream of packets that share the same characteristics, i.e., for IPv4, a flow key is a five-tuple that includes the source IP address, destination IP address, source port, destination port and protocol values. Till now, existing methods have relied on aggregated flow information, i.e., a fixed size collection of features that contain the flow statistics. Such flow data may include the start and end timestamps, as well as global flow statistics such as the total number of packets and bytes, minimum, maximum and mean packet lengths, or other data items required by the model that uses the flow (in our case, an attack detector).

While the use of flow records has been shown to detect attacks [13], their characteristics impose inherent constraints. Flow records represent summarized information about network traffic, which negatively affects the discrimination power of detection methods [13], [15], [16]. Flow-based detection precision is limited not only by the lack of packets' payloads, which limits the ability to perform deep packet inspection, but also lacks the fine-grained packet-level information such as temporal relations between packets (or subsets of packets) that constitute the flow. This means that the timing and sequence of events within a flow may not be fully captured. If a flow is short-lived or sporadic, the resolution of temporal details may be limited.

R. Giryes, L. Shafir, and A. Wool belong to the School of Electrical Engineering, Tel Aviv University, ISRAEL. Emails: raja@tauex.tau.ac.il, lior.shafir@gmail.com, yash@eng.tau.ac.il

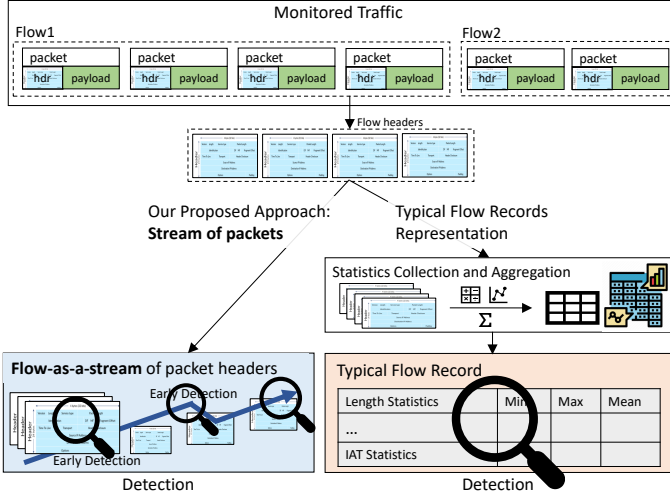


Fig. 1: An overview of our approach.

Furthermore, aggregated flow records represent a snapshot of a communication session and are typically generated when a flow ends, forcing the detection system to *wait for the completion of the flows*. Some DDoS attacks are designed to be low-and-slow [17], meaning they generate traffic at a slow rate to evade rate-based detection mechanisms. These attacks can be challenging to identify as they do not exhibit the typical high-volume characteristics associated with traditional attacks. Thus, to achieve a timely response, we believe that a real-time attack detection system in a modern live network must be able to process fractions of traffic flows partitioned across multiple time windows.

We propose a novel tree-based intrusion detection approach that considers a flow input as a *stream* of packet headers, rather than a fixed-size record structure that contains aggregated flow statistics. Most machine learning algorithms are not designed to operate on such variable-length stream structures and are limited to processing records of a fixed size. To handle such data, we employ a *Set-Tree* model that is designed for variable length set data [18]. This technique enables the use of set data inputs in tree-based models, such as Random-Forest and Gradient-Boosting, by introducing an *attention mechanism* and *set-compatible split criteria*. The attention mechanism allows the decision tree to apply set-compatible operations to subsets of the input set, which were generated by a function in one of the nodes on the path leading to the current tree node.

Additionally, we show that the proposed stream input allows for early detection of malicious traffic. We train our detector on complete streams—however, at detection time the model is presented with just the first packets of a flow: we shall see that usually 2 or 4 packets suffice for very accurate detection. We shall see that learning the packet-level characteristics of the flow captures fine-grained but discernible information about the flow, information that is otherwise undetectable by traditional flow aggregation methods.

By analyzing the packet headers directly, we enjoy the fundamental benefit of capturing timing and sequence of events within the flow. Moreover, our detection method has

additional advantages: (i) In traditional flow-based detection, which relies on aggregated flow records, there is an inherent overhead in collecting and generating the flow statistics as aggregated features. Our method does not require this step, as it operates on the raw data of packet headers. (ii) We use the same classifier for complete flows and early detection, based on a configurable number of first packets. (iii) Our stream-of-packets input is shown to enable learning of sub-flow (temporal packet-level) patterns. (iv) Similar to traditional flow-based detection, our model does not require packet payload inspection or processing. The flow representation includes only 15 features for each packet in the flow stream. (v) Our proposed method consumes a compact amount of data, using only 4–6% of the total traffic volume. Note that in the majority of the DDoS attacks the flow size (in the number of packets) decreases by roughly 50% [12]. (vi) A critical component of our tree-based model, in comparison to deep learning [19] and other complex methods, is its better interpretability, which may be achieved by measuring the frequency each packet (or subset of packets) occurs in the packets’ attention-sets.

We evaluate our method on two data sets: the CICDDoS2019 dataset [20], which contains a comprehensive variety of DDoS attack vectors; and the CICIDS2017 dataset, which includes various attack vectors, including some DDoS attacks.

We shall see that in terms of accuracy, our model outperforms existing statistical and ML (both classic and deep learning) methods that were evaluated over the CICDDoS2019 and CICIDS2017 datasets, including recent works described in [20]–[32]. In addition to its high accuracy, our approach achieves a very rapid detection with an average time-saving of 99.79% in terms of flows duration, while maintaining an accuracy over 0.999.

II. RELATED WORK

DDoS detection has been studied by the research community during the last two decades. Statistical and entropy-based approaches to anomaly detection in attacks have been proposed since the early 2000s. Feinstein et al. [33] considered the use of entropy and frequency-sorted distributions of source IP addresses to identify DDoS attacks. The authors observed that DDoS traffic generated at that time, using non-sophisticated toolkits often has packet-crafting characteristics that make it possible to distinguish it from normal traffic. A similar approach is proposed by [34], and is applied to both entropy and packet number time series. These entropy-based methods often rely on detection thresholds which require manual adjustments to adapt to different attack scenarios.

There has been extensive research on the use of machine learning algorithms in Network Intrusion Detection Systems (NIDSs) for anomaly detection. Several classical machine learning algorithms were suggested in the NIDS literature including support vector machines (SVM) [35], Nearest Neighbor Classification [36], Decision Trees [37] and Random Forest [38]. However, the adoption of such solutions in NIDS is limited due to the high cost of errors, and the evolution of new network and application-layer attack vectors.

In [39], an XGBoost classifier is used to detect DDoS attacks, while the authors of [29] propose the use of Convo-

lutional Neural Networks (CNNs) in IoT and SDN networks. The proliferation of insecure IoT devices has also created new opportunities for attackers to launch large-scale attacks using IoT botnets. Doshi et al. [40] suggest that the unique characteristics of IoT devices (e.g., limited number of endpoints and regular time intervals between packets) may result in high accuracy of intrusion detection in IoT network traffic using a variety of ML methods, including decision trees and deep learning.

Datasets. While some of the old classic DDoS attack vectors (e.g., TCP and SYN flood) remain an effective and major threat [2], they have evolved in recent years to become stealthier, exposing less unique characteristics than the ones observed in the past. This, together with the emergence of new attack vectors (such as application-layer and complexity attacks) underline the need for rich, updated, and well-designed datasets, in order to evaluate new intrusion detection techniques, but also to evaluate the effectiveness of existing detection approaches.

Most of the proposed intrusion detection techniques in the literature evaluate their work on a limited set of attack data. In some cases, simple tools such as Hping3 [41], Nmap and Scapy are used to simulate a SYN flood or simple UDP DDoS attacks, while in other cases, the evaluation is done on public datasets that are outdated or incomplete. In [20], [42], the authors explored publicly available IDS and DDoS datasets spanning from 1999 to 2018, including DARPA98, CAIDA UCSD [43], DARPA 2000, [44], Brown et al. [45], Singh and De [46], Yu et al. [47], and Subbulkashmi et al. [35], and found them outdated, non-heterogeneous, and having many issues and shortcomings, such as anonymized data, incomplete traffic, and lack of modern attack scenarios. To address the issues above, they provide new datasets named CICDDoS2019 [20], and CICIDS2017 [42], which we use in our work. They contain an updated and comprehensive set of intrusion and DDoS attacks.

Detection Methods. Since its publication, a variety of recent DDoS detection approaches have evaluated their work using the CICDDoS2019 dataset: Li et al. [24] propose a real-time entropy-based detection scheme using a sliding time window optimization. In another work, FlowGuard [26] is proposed as an IoT defense scheme, employing two deep learning models: a long-short-term memory network (LSTM) and a CNN. Elsayed et al. [23] develop an SDN intrusion detection system (NIDS). The proposed system has two stages: (i) a pretraining stage uses an unsupervised auto-encoder (AE) model to produce a compressed representation of the input data; and (ii) supervised learning using a Recurrent Neural Network (RNN). The system reaches a high accuracy in comparison to existing detection methods. In [28], the authors use a deep Kalman back-propagation neural network to detect DDoS attacks in 5G-enabled IoT networks. Note that all these approaches rely on the use of typical aggregated flow records. Conversely, in our work, the flow input representation is a variable-length stream, where each item in the stream contains packet header features.

Many works have also evaluated their techniques using the CICIDS2017 [42] dataset. Since CICIDS2017 includes

various attack categories beyond DDoS, several works [32], [48] propose multi-class detection models. Here, we pay particular attention to binary-detection models which are similar to our work. In [30], the authors proposed four classifiers for detecting Distributed Denial of Service (DDoS) attacks using deep learning models, including MLP, 1D-CNN, LSTM, and 1D-CNN+LSTM. The experimental findings revealed that the CNN+LSTM model outperformed the other deep learning models, achieving an impressive accuracy of 97.16%. In [31], a deep learning detection system for DDoS attacks is presented, called LUCID. The proposed model is a CNN-based IDS for binary classification of attacks, designed to be used in online resource-constrained environments. The evaluation results showed that the CNN-based IDS identifies DDoS attacks on the CICIDS2017 dataset with an accuracy of 99.7%.

Early-stage monitoring. Several works have addressed the effectiveness of network classification at an early stage by monitoring the first few packets or bytes of a flow and employing supervised machine learning algorithms. Bernaille et al. [49] use the first P packets' size and direction (during TCP connection setup) for early traffic classification. They represent each flow as a P -dimensional space, where the p 'th coordinate is the size of the p 'th packet, and employ k-Means clustering to determine the application class. This approach reaches a medium-quality accuracy of about 80% with $P = 5$ and $k = 50$ (number of clusters) for most application classes. However, a different application class that exhibits similar behavior during the application's negotiation phase, can easily lead to misclassification of the flows. Also, TCP out-of-order packets that changes the spatial representation of the flow will impact the quality of the classification. Li et al. [50] use C4.5 decision trees and REPTrees to perform early classification of Peer-to-Peer (P2P) applications based on the first few packets, and evaluated their work in comparison to the k-Means clustering method in [49].

Early classification of encrypted traffic is proposed by [51], [52]. In [51], the authors use the C4.5, SVM, NB, and RF learning algorithms to classify the traffic based on packet length and inter-arrival time statistics of the first packets. A Window First N Packets (WFNP) is proposed by [52]. WFPN monitors the first N packets, extracts 11 statistical features, and deploys a C4.5 decision tree to classify the traffic. Both works [51], [52] evaluated their algorithms on private datasets.

While a variety of sub-flow sizes, selected features, and machine learning algorithms are evaluated in these early-stage classification proposals, they mostly focus on application traffic classification rather than on intrusion attacks and DDoS in particular, which by nature try to exhibit benign application traffic behavior. Moreover, our work differs from these works by considering a variable-length number of packets as an input. Our proposed classifier is not trained on a fixed number of packets, and may be presented with any sub-stream of first packets as an input during detection. Additionally, our proposed model is permutation-invariant (i.e., does not rely on items' order), thus it is robust against out-of-order packets that may occur in the network.

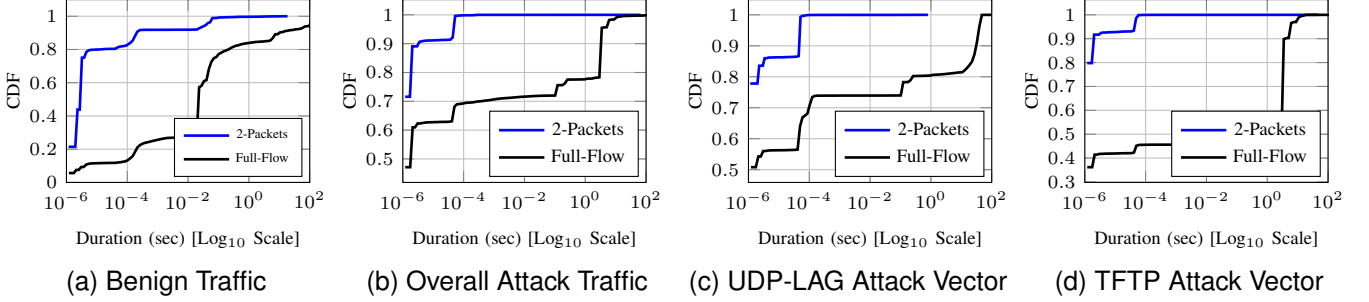


Fig. 2: CICDDoS2019 flow duration distribution - a comparison between first 2-packets and complete flows.

TABLE I: CICDDoS2019: Flows Duration Characteristics.

Vector	Packets Count		Mean Duration (ms)	
	Mean	Median	2-packets	Complete flow
BENIGN	12.96	4	20.777	8717.000
NTP	63.76	40	0.494	15.407
TFTP	3.42	4	0.062	2010.000
SNMP	3.48	2	0.006	1.280
LDAP	4.45	2	0.007	0.467
NetBIOS	2.01	2	0.010	28.692
MSSQL	2.09	2	0.006	6.374
Syn	3.26	2	0.131	8088.000
UDP	3.75	3	0.011	89.865
SSDP	3.71	2	0.008	82.636
UDP-LAG	3.16	2	0.049	5222.000
DNS	5.92	2	0.068	1.203
Overall	8.66	4	10.391	4918.738

TABLE II: CICIDS2017: Flows Duration Characteristics.

Vector	Packets Count		Mean Duration (ms)			
	Mean	Median	2-packets	4-packets	14-packets	Complete flow
BENIGN	22.74	4	141	1565	3455	11092
GoldenEye	9.17	10	11900	11968	18786	19408
Slowloris	7.99	4	470	22320	34949	56554
DoS Hulk	9.47	12	1521	16895	55599	56044
Slowhttptest	6.74	7	1131	5602	55492	58615
Brute Force	18.42	4	0.116	4724	5033	6502
Web XSS	11.01	4	0.128	5101	5184	6612
PortScan	2.02	2	0.060	80	81	82
Bot	6.54	6	0.503	126	328	328
DDoS	7.90	8	4.8	1099	15352	15837
FTP-Patator	12.86	12	14.7	19	1540	4513
SSH-Patator	26.91	26	0.752	2.5	2200	6168
Overall	14.57	4	547	4758	15465	19277

III. METHODOLOGY

We propose a new flow input stream structure capable of capturing inter-packet patterns, which in particular allows early detection of malicious flows. To understand the potential benefits of early detection, we analyze the datasets on which we evaluate our method, with a special focus on flows' duration and packet count across various attack vectors. Since static datasets comprise complete flow records as labeled data, we reprocessed the associated .pcap raw data to reconstruct a packet-based labeled dataset, which we use for analysis, training and evaluation of our method. Note that most machine learning algorithms are not designed to operate on stream structures and are limited to processing records of a fixed size. Our approach uses a *Set-Tree* model that is designed for set data [18].

In this section, we start by introducing the datasets that we use and their characteristics. Then, we describe the Set-Tree detection model, the inputs it uses, and how we reconstruct flow inputs as variable-sized streams of packets. We continue by presenting the packet header features that we use, and then discuss training and testing methodologies.

A. Datasets and Attack Vectors Characteristics

Our method is evaluated with recent datasets, CICDDoS2019 [20] and CICIDS2017 [42], designed and provided by the Canadian Institute for Cybersecurity in collaboration with the University of New Brunswick.

CICDDoS2019 contains more than 50 million DDoS attack flows including UDP, SNMP, NetBIOS, LDAP, TFTP,

NTP, SYN, MSSQL, UDP-Lag, DNS and SSDP DDoS attack vectors, and more than 100 thousand flows of benign traffic, collected in two separate days.

CICIDS2017 dataset contains both benign and modern common attacks including Brute Force FTP, Brute Force SSH, DoS, Heartbleed, Web Attack, Infiltration, Botnet and DDoS. To generate realistic benign background traffic, the dataset authors profiled the abstract behaviour of human interactions of 25 users based on the HTTP, HTTPS, FTP, SSH and email protocols. The collected traffic in both datasets is available in raw captured files (PCAP) and in labeled flow-based CSV format. The flow-based format includes more than 80 features for each labeled flow.

1) *Flows Duration in CICDDoS2019*: To quantify the benefits of early-detection, we analyzed the packet count and duration of flows in both datasets. The number of packets and mean duration of flows across CICDDoS2019 benign and attack traffic are presented in Table I. We compare the mean duration of complete flows and the mean duration of the first two packets in each flow. The focus on the first two packets is based on the relatively low median and mean packet count values of DDoS attack flows in CICDDoS2019. Importantly, although the median packet counts are relatively low, early detection based on the first two packets offers a significant time saving of 99.79%. This is underscored by the fact that while the mean duration of complete flows in CICDDoS2019 is 4.91 seconds, the mean duration of the first two packets is only 10.39 *milliseconds* (ms). The cumulative distribution of

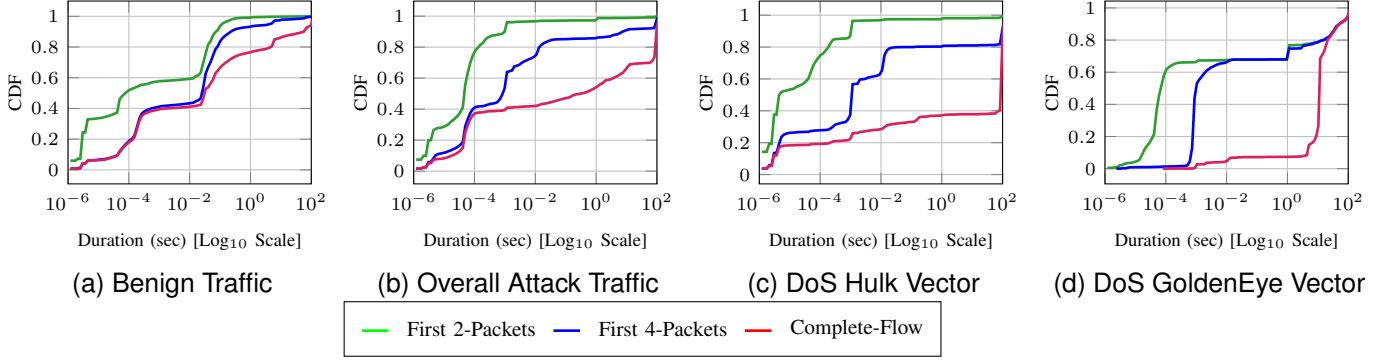


Fig. 3: CICIDS2017 flow duration distribution - a comparison between initial-packet streams and complete flows.

benign and attack flow durations in CICDDoS2019 is depicted in Figures 2a and 2b, respectively. Note that more than 30.6% of the attack flows complete durations are above 0.1 ms, while 99.6% of the same flows exhibit durations below 0.0525 ms for their first two packets. In the case of benign traffic, 73% of the flows have durations exceeding 10 ms, while 83% of the corresponding first two packets' flow durations are below 0.1 ms. Additionally, as examples we present the duration distributions of two specific DDoS attack vectors, UDP-LAG and TFTP, in Figures 3c and 3d respectively. The duration distributions of all the attack vectors are provided in Appendix A.

Example: TFTP Attack flow durations. In the case of the TFTP attack, the mean flow duration is 2.01 seconds, while the mean duration of the first two packets is only 0.062 ms (See Table I). The TFTP attack, which stands for Trivial File Transfer Protocol Distributed Attack, exploits the asymmetry between request and response sizes, leading to amplification. In this attack, the attacker spoofs the victim's source IP address and targets TFTP servers for reflection. Analysis of the CICDDoS2019 dataset reveals that out of the 20,043,067 TFTP attack flows, 9,432,814 flows consist of two packets, representing consecutive UDP requests with an average elapsed time of 0.017 ms between them. However, 7,961,980 flows consist of four packets, representing two pairs of two consecutive UDP requests, where the average elapsed time between the pairs is 3 seconds. Thus being able to accurately detect the attack after the first two packets drastically reduces detection time.

2) *Flows Duration in CICIDS2017*: Table II presents the packet count and duration characteristics of CICIDS2017 benign and attack traffic. Unlike CICDDoS2019, this dataset includes various attack vectors beyond DDoS, resulting in higher values of packet counts and flow durations. Therefore, in addition to the first two packets, we provide duration characteristics for the first four and fourteen packets as well. The potential time savings in this dataset are somewhat lower than in the CICDDoS2019 dataset. The mean duration of complete flows in CICIDS2017 is 19.27 seconds, while the mean durations of the first two and four packets are 546.76 ms (-97.16%) and 4.75 seconds (-75.31%), respectively. The cumulative distributions of benign, all attacks, DoS Hulk and

GoldenEye durations in CICIDS2017 are depicted in Figure 3. Note that more than 45% of the attack complete flow durations are above 1 second, while 90% of the corresponding first two packets' flow durations are below 1 ms.

The characteristics of duration and packet count across the CICDDoS2019 and CICIDS2017 datasets highlight the potential time-saving benefits of early detection of different packet patterns and attack vectors.

B. Set Tree Detection Model

As our flow input data is a set, we employ the discriminative Set-Tree method [18], which supports using sets in tree-based models (vanilla decision trees cannot handle sets). Note that we select a tree-based approach as these still exhibit superiority on tabular data compared to deep learning techniques [53].

As in many other applications where a single sample represents a set of items, a network flow is defined as a stream of packets. A prevalent practice used to address this gap is feature augmentation, e.g., aggregation of minimum, maximum, sum, mean etc. for each packet feature in the flow. As shown by [18], feature augmentation alone might degrade the descriptive power of the decision tree. Therefore, we treat the packet-level data directly.

As an illustrative example, consider the case where F is a flow that is composed of a stream of packets and the function f is True (e.g., an attack) if the number of forward packets with length higher than 70 bytes is at least 5, and False otherwise. To evaluate f using a vanilla decision tree, there should be a dedicated augmented feature that counts the number of packets that conform to this particular criterion, which is infeasible for an ever-growing amount of such functions required to accurately match different patterns observed in real-world traffic. However, such a criterion f is easily described by a Set-Tree model.

Therefore, we suggest using the set-tree model. We start by briefly describing this model and its attention mechanism that addresses the issues described above.

Set-Tree set-compatible split criterion. In most implementations of decision trees, the split criterion at each node of the tree is a binary function that operates on a single feature of the input record. In a Set-Tree, the split criterion is extended

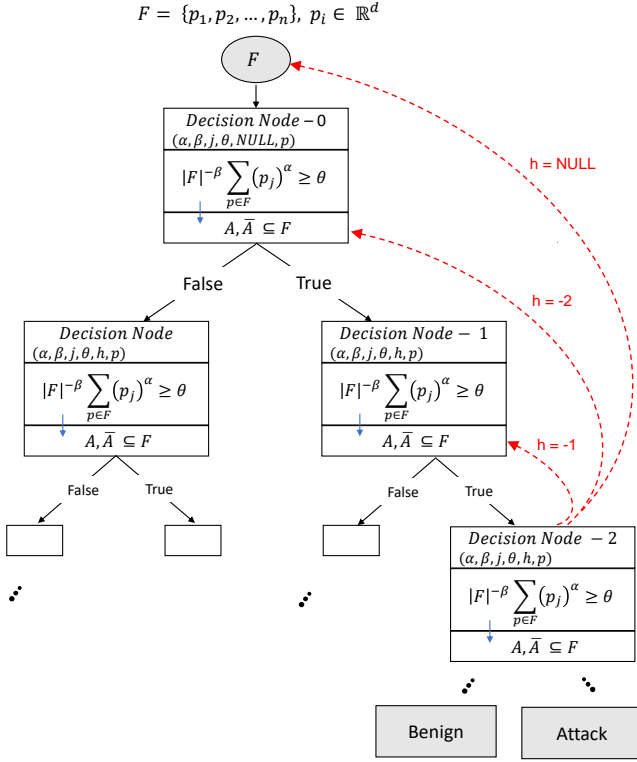


Fig. 4: Using Set Tree [18] for network flow detection. Each decision node contains a set-compatible split criterion, and returns a subset of its items (packets attention set). The dashed arrows demonstrate the attention mechanism, where each decision node operates on the original input set F , or on one of the attention sets returned by previous nodes along the decision path.

to a set function that operates on a certain feature in all items in the node's input set. More formally, consider a flow $F = p_1, p_2, \dots, p_n$, s.t. $p_i \in \mathbb{R}^d$ (each packet has d features), the set decision function is defined as $|F|^{-\beta} \sum_{p \in F} (p_j)^\alpha \geq \theta$ where j represents the index of the packet's feature to be used for the evaluation and θ is the threshold, $\alpha \in [-\infty, \infty]$, and $\beta \in \{0, 1\}$ dictates whether to normalize by the size of the flow stream. Note that the evaluation function is defined for sets of any finite size, the number of items in a set may vary and predictions are expected to be independent of the items' ordering (i.e., permutation-invariant). The criterion function generalizes several statistical functions, e.g., $\alpha = \beta = 0$ is the set sum function, $\alpha = \beta = 1$ is the average over all packets' j 's feature, and with $\alpha = -1, \beta = 1$ the inverse of the harmonic mean is used.

Attention mechanism. For each decision node, the set-compatible evaluation function induces an attention function A that returns a subset of items which contains the most significant items in the input set that triggered the evaluation function to be True. More formally, given an input set of packets F , A is defined as the following subset of packets:

$$A(F) = \{p \in F : (p_j)^\alpha \geq \frac{\theta}{|F|^{1-\beta}}\}$$

TABLE III: Packet header features used in our model

Feature Name	Description
Is forward	Packet's direction indication (ingoing or outgoing)
Source Port	If less or equal to 1023, otherwise 0
Destination Port	If less or equal to 1023, otherwise 0
Index	Packet's order in the flow stream
Timestamp	Relative timestamp of the packet in the flow
Protocol	Packet's protocol header field
Length	Length of the packet in bytes
Init win bytes	Number of bytes in initial window
IAT before	Time since the previous packet in the flow
IAT after	Time until the next packet in the flow
IAT before direction	Time since the previous packet in the same direction in the flow
IAT after direction	Time since the next packet in the same direction in the flow
Is SYN	Is SYN flag set
Is ACK	Is ACK flag set
Is RST	Is RST flag set

\bar{A} is the complementary set to A . The attention mechanism allows each decision node to operate on the original input set, or on one of the attention sets \bar{A} , A that were returned by the decision nodes in the path leading to the current node. Figure 4 exhibits the Set-Tree where each node has a set-compatible evaluation function. The attention mechanism is depicted by the dashed arrows, and the corresponding parameter h , which may point to a preceding node (or $NULL$ in case that the original input set should be processed), p is a flag that indicates whether the pointed A attention set should be used, or the complementary set \bar{A} . The attention mechanism may express a dependency between the decision nodes. Consider the example described at the beginning of this section: if A_1 is the subset of forward packets within the input flow, A_2 is the subset of packets with length greater than 70, and A_3 is the attention set of a function that evaluates to True if the number of packets is greater than or equal to 5, then $A_3(A_2(A_1(F)))$ represents the required evaluation function.

C. Data processing

To bridge the gap between the flow-level labeled information in the datasets and the packet-level header data required by our model, we performed the reprocessing of the raw captured PCAP files. This involved extracting packet header information and reconstructing the flows in a stream-of-packets structure.

To establish the correspondence between the raw packets and the labeled flows, we developed a packet-sniffing and processing tool specifically designed for the CICDDoS2019 and CICIDS2017 datasets. This tool allowed us to process the entire raw PCAP data and extract relevant flow information. The matching process relied on the flow key, which consists of the IPv4 five tuple: source IP address, destination IP address, source port, destination port, and protocol. Additionally, the start timestamp of each flow was used to disambiguate cases where flow keys were not unique. For every matched flow, we constructed an ordered-set structure (stream), where each

TABLE IV: Comparison between the flow input data size of typical aggregated flow records and streams of packet headers

Dataset	Traffic		Flows				Packets			
	Raw (GB)	PCAP Size (GB)	#Flows (Millions)	NetFlow Size(GB)	Records	Traffic Portion	#Packets (Millions)	Headers Size(GB)	Traffic Portion	
DDoS2019		163.6	50.0		7.0	4.28%	248.8	9.3	5.68%	
IDS2017		52.3	2.8		0.4	0.76%	55.6	2.0	4.02%	
Overall		215.9	52.8		7.4	3.43%	304.5	11.3	5.23%	

item in the stream represents a packet in the flow. Each packet is represented as a fixed size collection of packet's header features. We will release an implementation of our data reprocessing method coupled with the packet-level labeled version of these datasets for the community and for reproducibility.

Packet's Header Feature Selection. The task of feature selection is critical in the construction and design of any discriminative model. In our proposed model, the features are obtained from individual packets, with the promise of encoding flow-independent characteristics. On the one hand, our model's flow representation does not require to maintain flow information as features, i.e., aggregating statistics over multiple packets, over time, as long as the flow traffic evolves. On the other hand, as described in Section III-B, the tree nodes' split criterion is designed to compute statistical functions on a set of packet features. Thus, it is important to encode and select features that, once composed, have the potential of expressing flow stream or sub-flow stream characteristics. The features we use in our model are presented in Table III. Here we provide more information about the feature selection considerations:

Overfitting. We find that the usage of IP socket features, such as source IP address, destination IP address, and absolute timestamps do not add additional information to the detection problem, and cause the model to overfit. Models that rely on IP addresses, or other concrete socket information of the flow may perform well only in specific crafted attack scenarios, or become dependent on the setup on which the attack was performed. Thus, we do not include IP address information, and encode only source and destination port values that are lower or equal to 1023 (this range represents the well-known ports, that are reserved for common TCP/IP applications). Other port values (greater than 1023) are marked as zero. As for the timestamp, we normalize it to the flow start timestamp, i.e., we encode the packet timestamp as the time passed since the beginning of the flow.

Index. Although the Set-Tree model handles set structures, which are permutation-invariant (i.e., predictions are independent of the packets' ordering within the stream structure), for each packet we encode its index in the flow. This allows the model to learn patterns from subsets of packets before or beyond a certain index in the flow.

Is Forward. For each packet, we mark its direction as forward or backward. Naturally, some attack characteristics may be reflected in one direction of the traffic (e.g., from the attacker to the target). Therefore, we would like the model to operate on subsets of forward or backward packets. Note that the majority of the flow features (48 out of 81) provided in the datasets that we use, include separate statistics per direction,

e.g., Fwd Packet Length Mean/Min/Max/Std, and Bwd Packet Length Mean/Min/Max/Std, etc.

IAT - inter arrival time. IAT is defined as the amount of time that elapses after the receipt of a packet until the next packet arrives. Here, for each packet we encode four IAT values, one for the time elapsed since the previous packet, and one for the time elapsed until the next packet. Two additional IAT values are encoded for the previous and next packets in the same direction (See Table III). Technically, this imposes the same information to be collected twice, i.e., the time elapsed between p_i and p_{i+1} is saved as a feature for both packets. However, since a packet may appear in an attention set without its previous or subsequent packet, we decide to keep this information individually per packet. According to [40], the vast majority of DDoS attack traffic has close to zero inter-packet arrivals and high first and second derivatives of inter-packet intervals.

D. Inspected-Data Volume

The flow representation used in our method is a varying length stream of packet features, rather than a fixed size flow record. Here we quantify the proportion of the entire traffic is used by our detection method and compare it to the usage of typical aggregated flow records. To this end, we examine the number of flows and packets in both the CICDDoS2019 and CICIDS2017 datasets, as presented in Table IV.

The second column in the table represents the total size of the raw PCAP files, reflecting the overall traffic volume of the datasets. To estimate the size of typical flow records, we choose the NetFlow format [54], a widely deployed protocol for network traffic collection, commonly used by researchers and network administrators to monitor the network usage. For our analysis, we consider a flow record size of 150 bytes, although in general it may vary, depending on the configuration and number of fields included. Clearly, this is just a parameter of our method and it can support other sizes. To determine the data size consumed by our method, we take into account the sizes of the IP header (20 bytes) and the TCP header (20 bytes), which together contribute to a total of 40 bytes per packet. Note that we assume a worst-case here, where all packets are carried over TCP (UDP header size is 8 bytes). Additionally, our method uses only part of the fields in these headers, as appeared earlier in Table III.

DDoS2019 contains much more attack flows than benign flows, while IDS2017 contains much more benign flows than attack flows. Thus, the ratio between the number of flows and number of packets varies across the two datasets. Table IV shows that Netflow-based flow records use 1-5% of the

TABLE V: Flow distribution among all datasets.

Dataset	Flow Type	Quantity
Training	Benign	32,000
	Attack	31,996
Validation	Benign	8,000
	Attack	8,000
Test	Benign	40,000
	Attack	39,996

traffic volume, while streams of packet headers use 4-6% of the traffic volume.

E. Training and Testing Methodology

We consider a binary classification model to classify the input flow as Benign or Attack. More formally,

$$f(y) = \begin{cases} \text{Benign,} & \text{if } y = \text{Benign} \\ \text{Attack,} & \text{otherwise,} \end{cases}$$

where y denotes the label of the flow input.

Like other publicly available datasets used for evaluation of DDoS [42] and IDS [42] detection methods, the datasets that we use here are highly imbalanced [55]. In CICDDoS2019, there are significantly more attack flow instances than benign flows, while in CICIDS2017 there are significantly more benign flow instances than attack flows. Hence, to address the benign and attack class imbalance, we train and test our classifiers with equal numbers of attack and benign flows, which increases the confidence that the model is learning the correct feature representations from the patterns in the traffic flows. In addition, CICIDS2017 suffers from attack vectors imbalance, i.e., the number of examples among the different attack vectors classes is highly divergent in the dataset. Specifically, we do not consider the infiltration and heartbleed attack vectors in CICIDS2017 because of their small portion (only 11 and 36 samples are present in the dataset respectively) in the overall dataset.

For each one of the datasets, we randomly sampled 80,000/79992 benign/attack flows. Then we split the data into train (50%) and test (50%) sets, with 20% of the train set used for validation. Table V summarizes the data split that we use for each dataset. In these considerations we follow similar balancing and sampling schemes used by other works that evaluate their binary classification models using CICDDoS2019 [22], [23], [25], [28] and CICIDS2017 [30]–[32]. This way we ensure proper baselines when comparing the performance and accuracy results of our method to these state-of-the-art classification models.

The Set-Tree model can be applied to a single decision tree, or using a gradient boosting algorithm applied to Set-Trees. Here, we choose the latter, by training our model over an ensemble of 10 trees. We use the default training parameters: each tree has a 10 depth limit, the attention-set limit is 5, i.e., the attention set is either the entire input set, or a subset of packets that was generated in the last 5 nodes leading to the current node. The subset of (α, β) pairs is limited to correspond to the following group of operators $Ops = \{\min, \max, \text{sum}, \text{mean}, \text{harmonic mean}, \text{geometric mean}, \text{second moment mean}\}$.

TABLE VI: Our proposed model detection performance using the CICDDoS2019 dataset

Attack Test Set	Recall	Precision	F1 Score	Accuracy
DNS	1.00000	1.00000	1.00000	1.00000
LDAP	0.99971	1.00000	0.99985	0.99985
MSSQL	1.00000	0.99945	0.99973	0.99973
NTP	0.99807	1.00000	0.99904	0.99904
NetBIOS	1.00000	1.00000	1.00000	1.00000
SNMP	1.00000	1.00000	1.00000	1.00000
SSDP	0.99972	1.00000	0.99986	0.99986
UDP	1.00000	0.99950	0.99975	0.99975
SYN	0.99982	1.00000	0.99991	0.99991
TFTP	1.00000	0.99973	0.99986	0.99986
UDP-Lag	1.00000	0.99918	0.99959	0.99959
Overall	0.99975	0.99985	0.99980	0.99980

IV. RESULTS

In this section, we present the results obtained by our proposed detection method with the datasets presented in Section III-A. Evaluation metrics (defined in the appendix for completeness) of Accuracy (ACC), Precision, Recall and F-Score are used for performance measurement and for comparison with state-of-the-art models.

We start with the detection performance over the CICDDoS2019 and CICIDS2017 datasets, and continue by comparing it to existing state-of-the-art techniques. Then we present the early-detection results observed by considering only the first packets of each input flow, using the *same* classifier on which the former results were reported. We also provide a packet-based features importance list, obtained from our tree models. We then discuss the running time and the overhead of the proposed model compared to vanilla decision trees, as well as optimization methods.

A. Detection Performance

1) *CICDDoS2019*: Table VI presents the performance results of our proposed model over the CICDDoS2019 dataset. As described in Section III-E, we use a single classifier that was trained using a 32,000/31,996 benign/attack samples including all the CICDDoS2019 attack vectors together. The evaluation is provided over the whole testing set, and on each attack's testing set alone, using this single classifier. As seen in Table VI, our model accuracy reaches an accuracy of 0.999. Note that each row in the table represents a balanced testing set (i.e., equal numbers of benign and attack samples).

2) *CICIDS2017*: The binary detection performance of our Set-Tree classifier, trained on the CICIDS2017 dataset, is presented in Table VII. Although this dataset contains a variety of attack vectors that differ from the temporal dynamics of DDoS attacks, the results demonstrate that a single Set-Tree classifier can effectively distinguish between patterns of benign and attack flows, achieving an overall accuracy of over 0.996. Note that two attack vectors, namely the *Bot* attack and the *Web-attack Brute-Force*, exhibit relatively lower detection accuracy values of 0.916 and 0.934, respectively. Here, the *Bot* and *Web-attack Brute-Force* vectors demonstrate detection with high precision (i.e., 1 and 0.99 respectively) but with lower recall values (i.e., 0.831 and 0.877 respectively). This

TABLE VII: Our proposed model detection performance using the CICIDS2017 dataset.

Attack Test Set	Recall	Precision	F1 Score	Accuracy
GoldenEye	0.99309	0.99861	0.99584	0.99586
DDoS	0.99818	0.99572	0.99695	0.99694
Bot	0.83117	1.00000	0.90780	0.91558
DoS Hulk	0.99780	0.99567	0.99673	0.99673
Slowhttptest	1.00000	0.99506	0.99752	0.99752
DoS slowloris	1.00000	1.00000	1.00000	1.00000
FTP-Patator	0.99636	0.99456	0.99546	0.99545
PortScan	0.99965	0.99609	0.99787	0.99787
SSH-Patator	0.98448	0.99329	0.98886	0.98891
WA Brute Force	0.87719	0.99010	0.93023	0.93421
WA XSS	0.97619	0.97619	0.97619	0.97619
Overall	0.99720	0.99583	0.99651	0.99651

indicates that the lower accuracy is due to instances where the classifier falsely identifies the corresponding attack flows as benign flows.

A bot attack involves the use of automated scripts to engage in malicious actions such as data theft, fraudulent purchases, or impersonating legitimate visitors. In the Brute-force web attack, the attacker crafts and sends web requests to a server using predefined values, in order to analyze the server's response. In the case of the CICIDS2017 dataset, this attack vector includes authentication attack flows in which the attacker tries a list of passwords to find the administrator's password. The nature of these two attack vectors may explain their relatively lower recall and their resemblance to benign behavior.

B. State-of-The-Art Comparison

1) *CICDDoS2019*: We compare the performance results of our model to existing state-of-the-art models that evaluated their work on the CICDDoS2019 dataset. To distinguish between our approaches, we denote our classifier as ST-full when tested with complete flow streams as inputs. Additionally, for the early detection variants, we use the notation ST- p , where p represents the number of packets in the input stream prefix. Table VIII and Figure 5 show that our set-tree model matches or outperforms other state-of-the-art models in all the performance metrics. The first row in the table (ST-full), presents our model performance with complete flow streams as input, while the second row in the table (ST-2), presents the early detection results using the same classifier but with the first two packets for each flow as input. As seen in the first and second rows, our proposed classifier exhibits the same performance results for early-detection and detection of complete flows in CICDDoS2019. The detailed early-detection results, as well as the time-saving evaluation are further discussed in Section IV-C1.

CyDDoS [22] and DDoSNet [23] perform almost as well as our model. However, these approaches (as well as the works compared in Figure 5) employ in their detection deep learning techniques such as RNN and CNN, which are computationally demanding.

Note that for a fair baseline, as discussed earlier in Section III-E, in our work we follow similar evaluation methodologies as reported by other state-of-the-art works compared here. For

TABLE VIII: Performance comparison against state-of-the-art methods using the CICDDoS2019 dataset.

Study	Method	Recall	Precision	F1 Score	Accuracy
Our Study	ST-full	0.99975	0.99985	0.99980	0.99980
Our Study	ST-2	0.99975	0.99975	0.99975	0.99975
CyDDoS [22]	DNN	0.99650	0.99650	0.99600	0.99620
DDoSNet [23]	RNN+AE	0.99000	0.99000	0.99000	0.98800
FUZZY [25]	LSTM	0.93130	0.97890	0.95450	0.96220
Kalman [28]	DNN	0.97490	0.91220	0.94300	0.94000

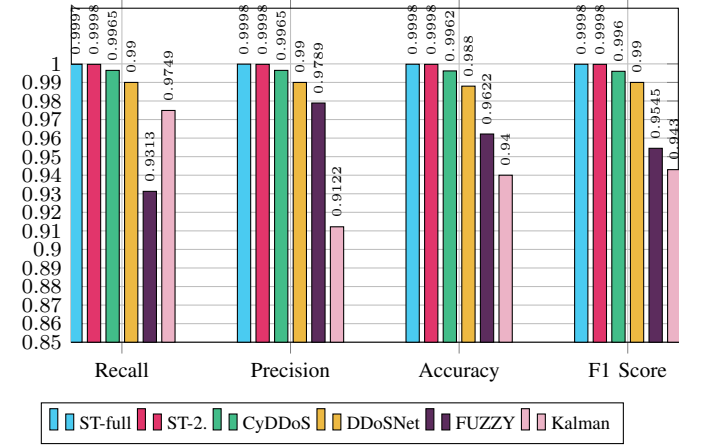


Fig. 5: Performance comparison against state-of-the-art methods [22], [23], [25], [28] using the CICDDoS2019 dataset. ST-full and ST-2 refer to our proposed model, evaluated on complete flow-stream inputs, and on first 2-packets inputs respectively.

example, as reported by [22], their evaluation is performed only on a balanced set of 52,231/51,746 benign/attack sampled flows out of the CICDDoS2019 dataset. Similarly, in [23], the authors evaluated their proposed model on a balanced subset of 23,000 sampled flows.

2) *CICIDS2017*: We also compare our set-tree model against the state-of-the-art intrusion detection approaches on the CICIDS2017 dataset, which has been widely used for evaluating intrusion detection methods. For a fair comparison, we focus on binary classification methods, rather than multi-class classification. We selected the top-performing binary classification approaches for comparison, all trained using supervised learning methods. Table IX and Figure 6 compare our set-tree classifier performance results to four state-of-the-art models.

The first row in the table (ST-full) refers to the performance results of our model considering the complete flows as input, while the second row in the table (ST-4) refers to the early-detection results considering the first four packets of each flow as input. Here, the early-detection results still introduce a significant time-saving, but exhibit relatively lower accuracy results than the complete-flow detection results, as we elaborate more in Section IV-C2. LSTM, 1D-CNN and 1D-CNN+LSTM [30] (the latter one is a combination of the former ones) are deep learning models performing binary classification using the Internet of Things (IoT) networks [30]. The input layer of these models includes 82 units,

TABLE IX: Performance comparison against state-of-the-art methods using the CICIDS2017 dataset.

Study	Method	Recall	Precision	F1 Score	Accuracy
Our Study	ST-full	0.99720	0.99583	0.99651	0.99651
Our Study	ST-4	0.94184	0.99291	0.96670	0.96756
[30]	LSTM	0.89890	0.98440	0.93970	0.96240
[30]	1D-CNN	0.90170	0.98140	0.93986	0.95140
[30]	CNN+LSTM	0.99100	0.97410	0.98248	0.97160
[56]	Decision Trees	0.98855	0.94475	0.96615	0.96665

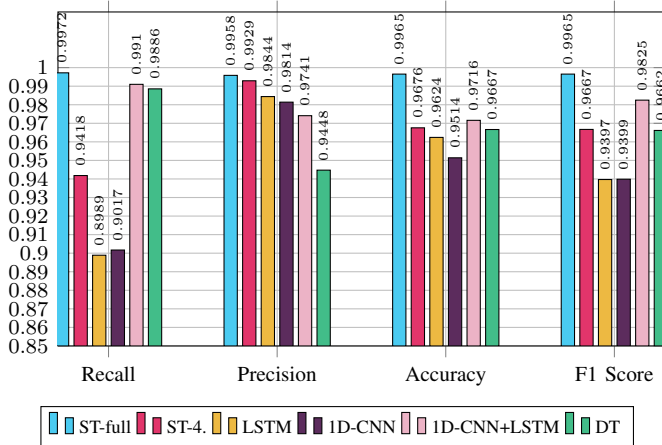


Fig. 6: Performance comparison against state-of-the-art methods [30], [56] using the CICIDS2017 dataset. ST-full and ST-4 refer to our proposed model evaluated on complete flow-stream inputs, and on first 4-packets inputs respectively.

which correspond to each one of the aggregated flow features provided in the CICIDS2017 dataset, while the output layer returns a probability used to perform binary classification.

LUCID [31] is another work that achieved high performance results using CNNs and evaluated their results on the CICIDS2017 dataset. However, they evaluated their work only on a single trace out of CICIDS2017, which represents the DDoS attack vector. In this work, we report the evaluation results over the entire dataset, including all its traces and attack vectors that represent various cyber-attacks. To have a fair comparison with LUCID [31], we trained an additional classifier using our approach on their single attack vector. We followed the same training and testing methodology as described in Section III-E, i.e., balanced training, validation and test sets, which matches the experiments reported in [31]. A comparison of our classifier detection results vs. LUCID over the DDoS attack trace in CICIDS2017 is presented in Table X.

C. Early Detection

Here, our goal is to study how early our model can distinguish between benign and attack flows with high accuracy. Since our detection model operates on a stream-of-packets as its flow input, we address this question by testing the same classifier that was trained on the complete flow streams, with various p -sized-length sub-streams of packets, where each sub-stream contains the first p packets of the flow.

TABLE X: Performance comparison of our work vs. LUCID [31] using the DDoS attack trace in the CICIDS2017 dataset.

Study	Method	Recall	Precision	F1 Score	Accuracy
Our Study	ST-full	0.99863	0.99651	0.99757	0.99756
LUCID [31]	CNN	0.99900	0.99300	0.99660	0.99670

The decision to use the same classifier trained on complete flows for evaluating early detection is a critical aspect that highlights the advantages of our detection method. The set-compatible-split-criterion and the corresponding attention mechanism of the set-tree model enable decision trees to operate on subsets of packets (as described earlier in Section III-B). This may become powerful in learning sub-patterns that reside in the first few packets of a flow. While developing separate classifiers for early detection, that are trained using data from the first p packets in each flow might yield higher performance, it would compromise the flexibility and simplicity of our proposed solution. Managing multiple classifiers based on sub-flow packet counts could lead to complexity and impracticality. Additionally, relying on a single classifier that can detect variable-length sub-streams of packets, in which the detection accuracy is correlated to the number of first packets received as input, opens the door for a variety of dynamic detection strategies aligned with system requirements and resource constraints.

Given the flows packet count and duration analysis provided in Section III-A for both CICDDoS2019 and CICIDS2017 datasets, the mean duration values of the first two packets sub-flows are lower by several orders of magnitude than the complete flows mean duration. In CICDDoS2019, the mean duration of the first two packets sub-flows is 10 ms compared to 4.91 seconds for the complete flows, while in CICIDS2017, it is 546 ms compared to 19.27 seconds. Based on this observation, we start our early-detection experiments by using the first two packets as input flows (ST-2), and gradually increase the input packet count until the performance of the complete flows is observed.

To enable this experimentation, we utilized packet-based data-processing, as described in Section III-C, which involved reconstructing the flows into stream-of-packets structures while preserving the original timestamps of each packet. This approach allows us to extract and experiment with the first packet sub-streams as input samples from each dataset.

1) *CICDDoS2019*: Table XII presents the early-detection results in CICDDoS2019. Here, the early-detection accuracy of the first-two packets input (ST-2), is compared with the detection accuracy results of the complete-flows (ST-full). As in Section IV-A, the early-detection evaluation is provided over the whole testing set, and on each attack's testing set alone. Note that here as well, each one of the rows in the table represents a balanced testing set (i.e., equal numbers of benign and attack samples).

The second column in the table contains the mean duration value of the first two packets' flows (ST-2), as well as the time-saving in percentages (TS%). We define TS% as:

$$TS\% = \{100 \times (1 - \frac{d}{D})\},$$

TABLE XI: Early Detection Performance Results for CICIDS2017.

Vector	ST-2 (First 2-Packets)			ST-4			ST-14			ST-full (Complete Flow)	
	Mean Duration (ms)	Time Saving %	Accuracy	Mean Duration (ms)	Time Saving %	Accuracy	Mean Duration (ms)	Time Saving %	Accuracy	Mean Duration (ms)	Accuracy
DoS GoldenEye	11900	▼38.6%	0.9385	11968	▼38.3%	0.9571	18786	▼3.2%	0.9568	19408	0.9959
DoS slowloris	470	▼99.17%	0.9515	22320	▼60.5%	0.9440	34949	▼38.2%	0.9731	56554	1.0000
DoS Hulk	1521	▼97.28%	0.9075	16895	▼69.9%	0.9818	55599	▼0.79%	0.9951	56044	0.9967
Slowhttptest	1131	▼98.07%	0.9243	5602	▼90.44%	0.9615	55492	▼5.32%	0.9839	58615	0.9975
Brute Force	0.116	▼99.99%	0.8860	4724	▼27.32%	0.9342	5033	▼22.58%	0.9342	6502	0.9342
WA XSS	0.128	▼99.99%	0.9405	5101	▼22.84%	0.9643	5184	▼21.58%	0.9762	6611	0.9762
PortScan	0.060	▼99.93%	0.9460	80	▼3.18%	0.9958	81	▼1.56%	0.9978	82	0.9979
Bot	0.503	▼99.86%	0.7110	126	▼63.91%	0.9156	328	▼6.51%	0.9156	350	0.9156
DDoS	4.8	▼99.97%	0.4569	1099	▼93.05%	0.9327	15352	▼3.07%	0.9952	15837	0.9969
FTP-Patator	14.7	▼99.6%	0.7164	19	▼99.5%	0.7382	1540	▼65.8%	0.9936	4513	0.9955
SSH-Patator	0.752	▼99.99%	0.7838	2.5	▼99.96%	0.7927	62	▼99.01%	0.9268	6168	0.9889
Overall	547	▼97.16%	0.8098	4758	▼75.31%	0.9676	15465	▼19.77%	0.9925	19277	0.9965

TABLE XII: Early Detection Performance Results for CICDDoS2019.

Vector	ST-2 (First 2-Packets)			ST-full (Complete Flow)	
	Mean Duration (ms)	Time Saving %	Accuracy	Mean Duration (ms)	Accuracy
NTP	0.494	▼96.8%	0.99917	15.407	0.99904
TFTP	0.062	▼99.99%	0.99986	2010	0.99986
SNMP	0.006	▼99.5%	0.99972	1.280	1.00000
LDAP	0.007	▼98.5%	0.99986	0.467	0.99985
NetBIOS	0.010	▼99.97%	1.00000	28.692	1.00000
MSSQL	0.006	▼99.9%	0.99973	6.374	0.99973
SYN	0.131	▼99.99%	0.99982	8088	0.99991
UDP	0.011	▼99.99%	0.99975	89.865	0.99975
SSDP	0.008	▼99.99%	0.99986	82.636	0.99986
UDP-LAG	0.049	▼99.99%	0.99959	5222	0.99959
DNS	0.068	▼94.35%	0.99972	1.203	1.00000
Overall	10.391	▼99.79%	0.99975	4918.738	0.99980

where d is the mean duration of the first two packets, and D is the mean duration of the complete flows. As seen in Table XII, the ST-2 early-detection results (using first two packets) match the complete flows detection, with a mean time-saving of 99.79%. This high performance is maintained across all the attack vectors in CICDDoS2019, indicating that the first two packets of each flow are sufficient to distinguish between benign and DDoS traffic in this dataset. The recall, precision and F-1 results that correspond to the overall CICDDoS2019 test-set were provided in Table VIII.

2) *CICIDS2017*: The early-detection results for the CICIDS2017 dataset are presented in Table XI. Similar to the early-detection results in CICDDoS2019, we compare between detection accuracy results of first-packets sub-streams (ST- x) and the complete flow streams (ST-full). However, here the detection accuracy (0.8098) over the first two packets' flow inputs (ST-2) is significantly lower than the complete flow (ST-full) detection accuracy (0.9965). Thus, we gradually increase the first packets count of the flow inputs, and provide the performance results for four-packets (ST-4), and fourteen-packets (ST-14). Here as well, for each input size we provide time-saving in percentages (TS%).

The results show that while the early-detection performance

based on the first two packets (ST-2) is high for some attack vectors (e.g., the PortScan attack vector has a detection accuracy of 0.9460 with a time-saving of 99.99%), few attack vectors such as the Bot, DDoS, FTP-Patator and SSH-Patator have low detection accuracy (0.7110, 0.4569, 0.7164 and 0.7838 respectively). The ST-4 overall detection accuracy based on the first four-packets is high (0.9676), exhibiting a mean time-saving of 75.31% (mean duration of 4.76 seconds for ST-4 compared with a mean duration of 19.28 seconds for ST-full on complete-flows). However, while most of the attack vectors' detection accuracy based on the first four-packets matches the complete-flows detection accuracy, two attack vectors, namely the FTP-Patator and the SSH-Patator detection accuracy is still far from the corresponding complete-flows detection accuracy. These attack vectors have the highest packet-count median values among the attack vectors in CICIDS2017 (12 and 26 respectively, as appears in Table II in Section III).

As seen in Table XI, for each one of the attack vectors in CICIDS2017, the proposed early-detection method achieves high accuracy on sub-streams of its first-packets which exhibit a significant lower duration than the complete flow duration.

D. Features Importance Analysis

The Set-Tree model supports an extraction of feature importance values from the trained model. The feature importance is calculated by quantifying the total reduction (normalized) in the criteria achieved by that specific feature. This metric is commonly referred to as the *Gini* importance. Since our model is composed of gradient-boosted Set-Trees, the feature importance values are computed as the mean importance value across all the trees in the model.

Table XIII provides a comparison between the high-importance features of the CICDDoS2019 set-tree classifier and the CICIDS2017 set-tree classifier. Note that the features in our detection model represent packet header features rather than aggregated flow features. Due to the nature of the set-compatible split criterion of the Set-Tree model (as described in Section III-B), a packet feature may represent different statistical functions (minimum, maximum, sum, mean etc) that are used in the Set-Trees' nodes as split criteria (e.g.,

TABLE XIII: Feature importance values extracted from our models using CICDDoS2019 and CICIDS2017

Set Tree - CICDDoS2019		Set Tree - CICIDS2017	
Feature	Importance	Feature	Importance
length	0.76667	is_RST_flag	0.44361
is_SYN_flags	0.22735	length	0.25440
direction_iat_before	0.00256	is_forward	0.06298
direction_iat_after	0.00216	is_ACK_flag	0.03615
iat_before	0.00092	init_win_bytes	0.03359
iat_after	0.00030	iat_after	0.01957

the packet's length feature importance may represent various functions that are used in our model, such as sum of all packets' length, min packet length etc).

The table shows us that the packet length feature is a dominant feature with high importance across both classifiers.

E. Time Complexity

Tree-learning algorithms implement exhaustive search for the optimal decision nodes' parameters. The set-compatible criterion, introduced by Set-Tree, adds complexity to the *learning* process. As described by [18], the overhead learning factor is $2N_{\alpha,\beta}(N_h + 1)$, where $N_{\alpha,\beta}$ is the number of statistical operations that are represented by the α, β pair, and N_h is the number of nodes scanned for attention sets along a decision path. This overhead can be further reduced by caching mechanisms and sampling techniques. As for the running time, tree-based algorithms are considered extremely fast compared to other complex methods, e.g., neural networks. The Set-Tree implementation that we used in our work (as provided by [18]) has a computational overhead due to its sub-optimal implementation. Note that Set-Tree differs from a vanilla decision tree only in the decision rules. Thus, its implementation can benefit from almost any existing optimization for tree-learning algorithms.

V. CONCLUSIONS

In this work, we have presented a new approach to intrusion detection that considers a flow input as a stream of packet headers instead of using traditional aggregated flow records. We demonstrated how a tree-based classifier that operates on the proposed flow input matches or exceeds existing state-of-the-art machine learning techniques, including Deep Learning methods on two recent and comprehensive datasets. Furthermore, we show that the proposed stream input enables early detection with a significant time-saving, by relying on the first few packets of the flow. The fundamental benefit of early detection using our approach is twofold. First, a stream of packet headers is a natural data structure for multiple-time-window detection. Second, as we empirically show, the same classifier that is trained on the complete streams, is able at detection time to infer malicious sub-streams, composed of the first few packets of the complete stream - usually 2 or 4 packets suffice for highly accurate detection. Note that we did not re-train the model for the small packet size. Moreover, our tree-based model offers better interpretability in comparison to deep learning and other complex models.

The idea of developing a fast and early detection mechanism that relies on a fraction of the traffic is appealing. As a response to the fast growth in size and frequency of DDoS attacks, detection time becomes a key factor in reducing the potential damage and disruption to the targeted network. As we show on multiple attack vectors, a detection that relies on 2 or 4 packets is not only accurate, but also achieves dramatic time-saving, e.g., an average time-saving of 99.79% in terms of flow durations using CICDDoS2019.

REFERENCES

- [1] B. Menkus, "Understanding the denial of service threat," *EDPACS*, vol. 24, no. 9, pp. 11–17, 1997. [Online]. Available: <https://doi.org/10.1080/07366989709452305>
- [2] Kaspersky, "Kaspersky: DDoS attacks in q4 2021," Feb 2022. [Online]. Available: <https://securelist.com/ddos-attacks-in-q4-2021/105784>
- [3] Radware, "2021 year in review: Denial of service," Jan 2022. [Online]. Available: <https://blog.radware.com/security/ddos/2022/01/2021-year-in-review-denial-of-service>
- [4] R. Roman, J. Lopez, and M. Mambo, "Mobile edge computing, fog et al.: A survey and analysis of security threats and challenges," *Future Generation Computer Systems*, vol. 78, pp. 680–698, 2018.
- [5] B. Vignau, R. Khoury, and S. Hallé, "10 years of IoT malware: A feature-based taxonomy," in *IEEE 19th International Conference on Software Quality, Reliability and Security Companion (QRS-C)*. IEEE, 2019, pp. 458–465.
- [6] L. Xiao, X. Wan, C. Dai, X. Du, X. Chen, and M. Guizani, "Security in mobile edge caching with reinforcement learning," *IEEE Wireless Communications*, vol. 25, no. 3, pp. 116–122, 2018.
- [7] M. Antonakakis, T. April, M. Bailey, M. Bernhard, E. Bursztein, J. Cochran, Z. Durumeric, J. A. Halderman, L. Invernizzi, M. Kallitsis et al., "Understanding the mirai botnet," in *26th USENIX security symposium (USENIX Security 17)*, 2017, pp. 1093–1110.
- [8] M. Arshi, M. Nasreen, and K. Madhavi, "A survey of DDOS attacks using machine learning techniques," in *E3S Web of Conferences*, vol. 184. EDP Sciences, 2020, p. 01052.
- [9] M. A. Al-Garadi, A. Mohamed, A. K. Al-Ali, X. Du, I. Ali, and M. Guizani, "A survey of machine and deep learning methods for internet of things (IoT) security," *IEEE Communications Surveys & Tutorials*, vol. 22, no. 3, pp. 1646–1685, 2020.
- [10] M. Mittal, K. Kumar, and S. Behal, "Deep learning approaches for detecting DDoS attacks: a systematic review," *Soft Computing*, pp. 1–37, 2022.
- [11] M. Roesch et al., "Snort: Lightweight intrusion detection for networks," in *Lisa*, vol. 99, no. 1, 1999, pp. 229–238.
- [12] E. Ficke, K. M. Schweitzer, R. M. Bateman, and S. Xu, "Characterizing the effectiveness of network-based intrusion detection systems," in *IEEE Military Communications Conference (MILCOM)*. IEEE, 2018, pp. 76–81.
- [13] M. F. Umer, M. Sher, and Y. Bi, "Flow-based intrusion detection: Techniques and challenges," *Computers & Security*, vol. 70, pp. 238–254, 2017.
- [14] A. Sperotto, G. Schaffrath, R. Sadre, C. Morariu, A. Pras, and B. Stiller, "An overview of IP flow-based intrusion detection," *IEEE communications surveys & tutorials*, vol. 12, no. 3, pp. 343–356, 2010.
- [15] A. Sperotto and A. Pras, "Flow-based intrusion detection," in *12th IFIP/IEEE International Symposium on Integrated Network Management (IM 2011) and Workshops*. IEEE, 2011, pp. 958–963.
- [16] O. E. Elejla, M. Anbar, B. Belaton, and B. O. Aljila, "Flow-based IDS for ICMPv6-based DDoS attacks detection," *Arabian Journal for Science and Engineering*, vol. 43, no. 12, pp. 7757–7775, 2018.
- [17] T. A. Pascoal, I. E. Fonseca, and V. Nigam, "Slow denial-of-service attacks on software defined networks," *Computer Networks*, vol. 173, p. 107223, 2020.
- [18] R. Hirsch and R. Gilad-Bachrach, "Trees with attention for set prediction tasks," in *Proceedings of the 38th International Conference on Machine Learning*, ser. Proceedings of Machine Learning Research, M. Meila and T. Zhang, Eds., vol. 139. PMLR, 18–24 Jul 2021, pp. 4250–4261. [Online]. Available: <https://proceedings.mlr.press/v139/hirsch21a.html>
- [19] A. Abeshu and N. Chilamkurti, "Deep learning: the frontier for distributed attack detection in fog-to-things computing," *IEEE Communications Magazine*, vol. 56, no. 2, pp. 169–175, 2018.

- [20] I. Sharafaldin, A. H. Lashkari, S. Hakak, and A. A. Ghorbani, "Developing realistic distributed denial of service (DDoS) attack dataset and taxonomy," in *2019 International Carnahan Conference on Security Technology (ICCST)*. IEEE, 2019, pp. 1–8.
- [21] Y. S. Hussain, "Network intrusion detection for distributed denial-of-service (DDoS) attacks using machine learning classification techniques," University of Victoria, Tech. Rep., 2020. [Online]. Available: <http://hdl.handle.net/1828/11679>
- [22] I. Ortet Lopes, D. Zou, F. A. Ruambo, S. Akbar, and B. Yuan, "Towards effective detection of recent DDoS attacks: A deep learning approach," *Security and Communication Networks*, vol. 2021, 2021.
- [23] M. S. Elsayed, N.-A. Le-Khac, S. Dev, and A. D. Jurcut, "Ddosnet: A deep-learning model for detecting network attacks," in *2020 IEEE 21st International Symposium on A World of Wireless, Mobile and Multimedia Networks (WoWMoM)*. IEEE, 2020, pp. 391–396.
- [24] J. Li, M. Liu, Z. Xue, X. Fan, and X. He, "RTVD: A real-time volumetric detection scheme for DDoS in the internet of things," *IEEE Access*, vol. 8, pp. 36 191–36 201, 2020.
- [25] M. P. Novaes, L. F. Carvalho, J. Lloret, and M. L. Proenca, "Long short-term memory and fuzzy logic for anomaly detection and mitigation in software-defined network environment," *IEEE Access*, vol. 8, pp. 83 765–83 781, 2020.
- [26] Y. Jia, F. Zhong, A. Alrawais, B. Gong, and X. Cheng, "Flowguard: an intelligent edge defense mechanism against IoT DDoS attacks," *IEEE Internet of Things Journal*, vol. 7, no. 10, pp. 9552–9562, 2020.
- [27] S. Rajagopal, P. P. Kundapur, and K. Hareesha, "Towards effective network intrusion detection: from concept to creation on azure cloud," *IEEE Access*, vol. 9, pp. 19 723–19 742, 2021.
- [28] M. Almiani, A. AbuGhazleh, Y. Jararweh, and A. Razaque, "DDoS detection in 5G-enabled IoT networks using deep Kalman backpropagation neural network," *International Journal of Machine Learning and Cybernetics*, vol. 12, no. 11, pp. 3337–3349, 2021.
- [29] M. V. de Assis, L. F. Carvalho, J. J. Rodrigues, J. Lloret, and M. L. Proença Jr, "Near real-time security system applied to sdn environments in iot networks using convolutional neural network," *Computers & Electrical Engineering*, vol. 86, p. 106738, 2020.
- [30] M. Roopak, G. Y. Tian, and J. Chambers, "Deep learning models for cyber security in IoT networks," in *9th annual computing and communication workshop and conference (CCWC)*. IEEE, 2019, pp. 0452–0457.
- [31] R. Doriguzzi-Corin, S. Millar, S. Scott-Hayward, J. Martinez-del Rincon, and D. Siracusa, "LUCID: A practical, lightweight deep learning solution for DDoS attack detection," *IEEE Transactions on Network and Service Management*, vol. 17, no. 2, pp. 876–889, 2020.
- [32] O. Belarbi, A. Khan, P. Carnelli, and T. Spyridopoulos, "An intrusion detection system based on deep belief networks," in *Science of Cyber Security: 4th International Conference, SciSec 2022, Matsue, Japan, August 10–12, 2022, Revised Selected Papers*. Springer, 2022, pp. 377–392.
- [33] L. Feinstein, D. Schnackenberg, R. Balupari, and D. Kindred, "Statistical approaches to DDoS attack detection and response," in *Proceedings DARPA information survivability conference and exposition*, vol. 1. IEEE, 2003, pp. 303–314.
- [34] P. Bojović, I. Bašičević, S. Ocovaj, and M. Popović, "A practical approach to detection of distributed denial-of-service attacks using a hybrid detection method," *Computers & Electrical Engineering*, vol. 73, pp. 84–96, 2019.
- [35] T. Subbulakshmi, K. BalaKrishnan, S. M. Shalinie, D. AnandKumar, V. GanapathiSubramanian, and K. Kannathal, "Detection of DDoS attacks using enhanced support vector machines with real time generated dataset," in *2011 Third International Conference on Advanced Computing*. IEEE, 2011, pp. 17–22.
- [36] L. Ertoz, E. Eilertson, A. Lazarevic, P.-N. Tan, V. Kumar, J. Srivastava, and P. Dokas, "Minds-minnesota intrusion detection system," *Next generation data mining*, pp. 199–218, 2004.
- [37] M. Qin and K. Hwang, "Frequent episode rules for intrusive anomaly detection with internet datamining," in *USENIX Security Symposium*, 2004, pp. 1–15.
- [38] L. Chen, Y. Zhang, Q. Zhao, G. Geng, and Z. Yan, "Detection of dns ddos attacks with random forest algorithm on spark," *Procedia computer science*, vol. 134, pp. 310–315, 2018.
- [39] Z. Chen, F. Jiang, Y. Cheng, X. Gu, W. Liu, and J. Peng, "Xgboost classifier for ddos attack detection and analysis in sdn-based cloud," in *IEEE international conference on big data and smart computing (bigcomp)*. IEEE, 2018, pp. 251–256.
- [40] R. Doshi, N. Apthorpe, and N. Feamster, "Machine learning DDoS detection for consumer internet of things devices," in *IEEE Security and Privacy Workshops (SPW)*. IEEE, 2018, pp. 29–35.
- [41] S. Sanfilippo, "hping3(8) - linux man page," Feb 2022. [Online]. Available: <https://linux.die.net/man/8/hping3>
- [42] I. Sharafaldin, A. H. Lashkari, and A. A. Ghorbani, "Toward generating a new intrusion detection dataset and intrusion traffic characterization," *ICISSp*, vol. 1, pp. 108–116, 2018.
- [43] CAIDA, "The CAIDA UCSD "DDoS Attack 2007" dataset," 2007. [Online]. Available: <http://www.caida.org/data/passive/ddos-20070804dataset.xml>.
- [44] DARPA, "DARPA 2000 intrusion detection scenario specific data sets," 2000. [Online]. Available: <https://www.ll.mit.edu/r-d/datasets/2000-darpa-intrusion-detection-scenario-specific-data-sets>
- [45] C. Brown, A. Cowperthwaite, A. Hijazi, and A. Somayaji, "Analysis of the 1999 DARPA/Lincoln laboratory IDS evaluation data with netadht," in *2009 IEEE Symposium on Computational Intelligence for Security and Defense Applications*. IEEE, 2009, pp. 1–7.
- [46] K. J. Singh and T. De, "An approach of DDoS attack detection using classifiers," in *Emerging Research in Computing, Information, Communication and Applications*. Springer, 2015, pp. 429–437.
- [47] S. Yu, W. Zhou, W. Jia, S. Guo, Y. Xiang, and F. Tang, "Discriminating DDoS attacks from flash crowds using flow correlation coefficient," *IEEE transactions on parallel and distributed systems*, vol. 23, no. 6, pp. 1073–1080, 2011.
- [48] M. Verkerken, L. D'hooge, D. Sudyana, Y.-D. Lin, T. Wauters, B. Volckaert, and F. De Turck, "A novel multi-stage approach for hierarchical intrusion detection," *IEEE Transactions on Network and Service Management*, 2023.
- [49] L. Bernaille, R. Teixeira, I. Akodkenou, A. Soule, and K. Salamatin, "Traffic classification on the fly," *ACM SIGCOMM Computer Communication Review*, vol. 36, no. 2, pp. 23–26, 2006.
- [50] J. Li, S. Zhang, Y. Lu, and J. Yan, "Real-time p2p traffic identification," in *IEEE GLOBECOM 2008-2008 IEEE Global Telecommunications Conference*. IEEE, 2008, pp. 1–5.
- [51] C. Gu, S. Zhang, and Y. Sun, "Realtime encrypted traffic identification using machine learning," *J. Softw.*, vol. 6, no. 6, pp. 1009–1016, 2011.
- [52] Y. Liu, J. Chen, P. Chang, and X. Yun, "A novel algorithm for encrypted traffic classification based on sliding window of flow's first n packets," in *2017 2nd IEEE International Conference on Computational Intelligence and Applications (ICCI)*. IEEE, 2017, pp. 463–470.
- [53] L. Grinsztajn, E. Oyallon, and G. Varoquaux, "Why do tree-based models still outperform deep learning on typical tabular data?" in *Advances in Neural Information Processing Systems*, S. Koyejo, S. Mohamed, A. Agarwal, D. Belgrave, K. Cho, and A. Oh, Eds., vol. 35. Curran Associates, Inc., 2022, pp. 507–520. [Online]. Available: https://proceedings.neurips.cc/paper_files/paper/2022/file/0378c7692da36807bdec87ab043cdadc-Paper-Datasets_and_Benchmarks.pdf
- [54] Cisco, "Netflow version 9 flow-record format," Jan 2011. [Online]. Available: https://www.cisco.com/en/US/technologies/tk648/tk362/technologies_white_paper09186a00800a3db9.html
- [55] E. Quiring, F. Pendlebury, A. Warnecke, F. Pierazzi, C. Wressnegger, L. Cavallaro, and K. Rieck, "Dos and don'ts of machine learning in computer security," in *31st USENIX Security Symposium (USENIX Security 22)*, USENIX Association, Boston, MA, 2022.
- [56] A. Ahmim, L. Maglaras, M. A. Ferrag, M. Derdour, and H. Janicke, "A novel hierarchical intrusion detection system based on decision tree and rules-based models," in *2019 15th International Conference on Distributed Computing in Sensor Systems (DCOSS)*. Santorini Island, Greece: IEEE, 2019, pp. 228–233.

APPENDIX A

FLOWS DURATION DISTRIBUTION PER ATTACK VECTOR

We present the cumulative distribution of flows' duration in both datasets across all the attack vectors. The distributions of the overall benign and attack traffic were presented in Section III-A, for each dataset, together with example distributions of a few attack vectors. Here, for completeness, we provide the corresponding CDFs for all the attack vectors. Figures 7, 8 present the cumulative distributions of flow durations in CICDDoS2019 and CICIDS2017 attack vectors respectively.

APPENDIX B

EVALUATION METRICS

As commonly used to measure Network Intrusion Detection Systems (NIDSs) performance in the literature, we report metrics such as precision, recall, F-score and accuracy to evaluate our proposed model. TP are the true-positives, i.e., attack flows (of any attack vector) that were classified by the model as attacks. FP are the false-positives, i.e., benign flows that were incorrectly classified as attack. Similarly, TN (true negatives) are the benign flows classified as benign, and FN (false negatives) are attack flows incorrectly classified as benign flows.

Recall is the ratio of TP over the sum of TP and FN. It measures the effectiveness of the model in the classification of true attack traffic.

$$Recall = \frac{TP}{TP + FN}.$$

Precision is the ratio of TP over the sum of TP and FP. It measures the percentage of flows classified as attacks, which are true attacks.

$$Precision = \frac{TP}{TP + FP}.$$

Accuracy is the ratio of the sum of TP and FP over the sum of TP, FP, TN and FN. It measures the ratio of correctly classified attack and benign flows over total flows.

$$Accuracy = \frac{TP + TN}{TP + TN + FP + FN}.$$

F-score is the harmonic mean of the *Recall* and the *Precision*.

$$F-score = \frac{2}{Recall^{-1} + Precision^{-1}} = \frac{2 \times Recall \times Precision}{Recall + Precision}.$$

APPENDIX C

DETAILED FEATURES IMPORTANCE

In addition to the classifiers that were trained and evaluated using multiple attack vectors on each one of the datasets, here we train additional classifiers, each of which is trained on a single attack vector within the CICDDoS2019 and CICIDS2017 datasets, in order to provide features importance insights for each attack vector.

For each attack vector in both datasets, alongside the obtained features importance of our tree-based classifiers, we provide a comparison to the features importance values that were reported by the datasets' authors [20], [42]. The comparison results for CICDDoS2019 and CICIDS2017 appear in Tables XIV, XV respectively.

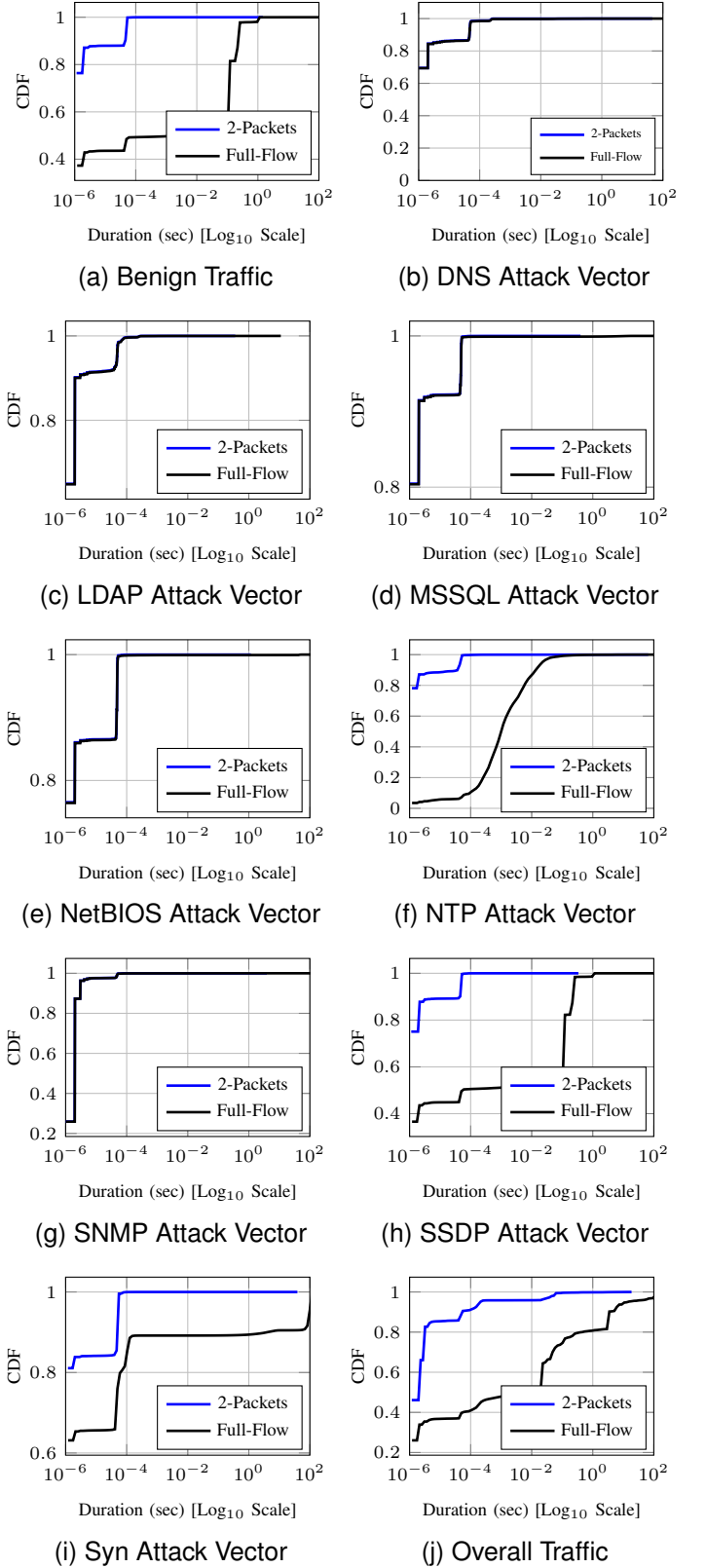


Fig. 7: CICDDoS2019 flow duration distribution - a comparison between first 2-packets and complete flows.

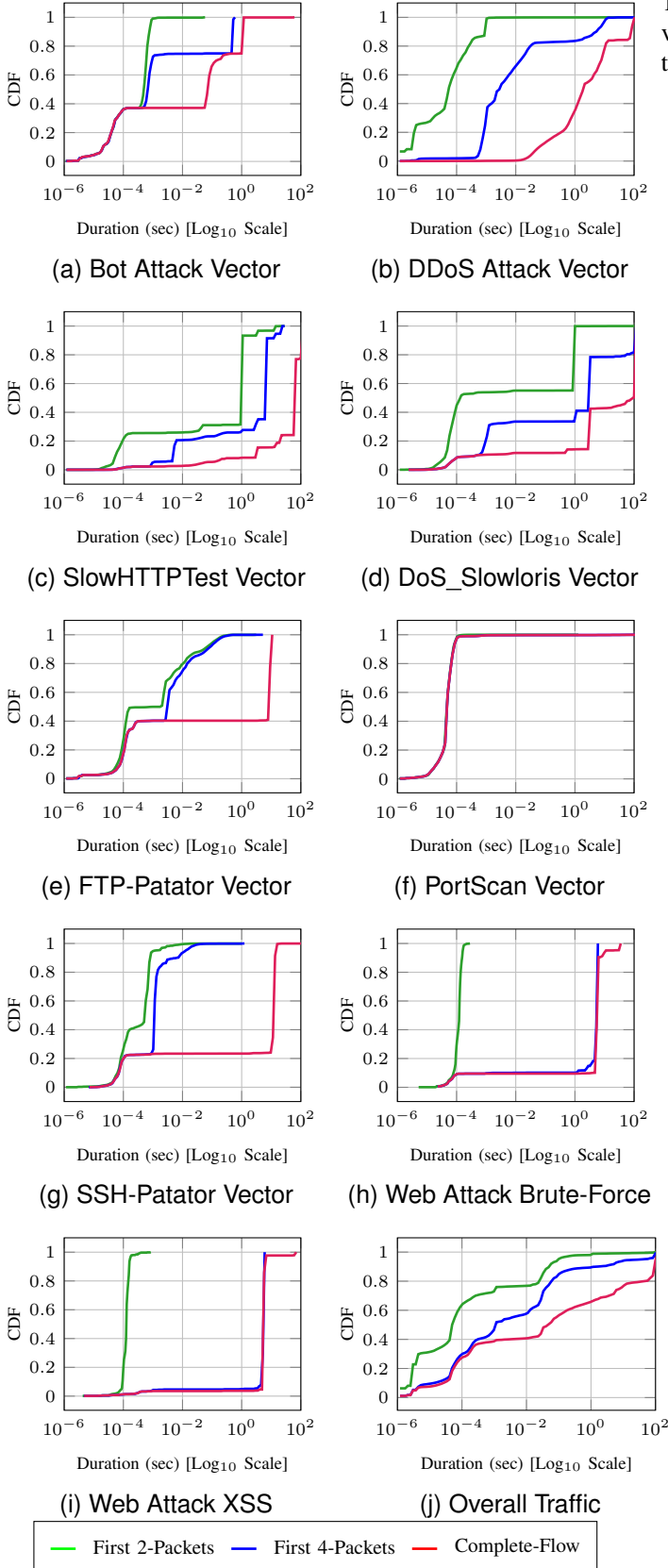


Fig. 8: CICIDS2017 flow duration distribution - a comparison between initial-packet streams and complete flows.

TABLE XIV: CICDDoS2019 features importance per attack vector. A comparison between our model (packet-based features) and flow-based features importance as reported by [20]

Our Model		CICDDoS2019 - Flow Records	
Feature	Importance	Feature	Importance
UDP-Lag			
is_forward	0.43834	ACK Flag Count	0.12544
is_ACK_flag	0.42032	Init Win bytes	0.00209
length	0.10657	min seg size fwd	0.00079
init_win_bytes	0.03474	Fwd IAT Mean	0.00061
Timestamp	2.9E-07	Fwd IAT Max	0.00047
NetBIOS			
length	0.95687	Fwd Packets/s	0.00017
is_RST_flag	0.03493	min seg size fwd	7.2E-05
init_win_bytes	0.00302	Protocol	4.60E-05
Index	0.00278	Fwd header length	3.5E-05
is_forward	0.00175	N/A	N/A
SYN			
length	0.81002	ACK Flag Count	0.14583
is_ACK_flag	0.17956	Init win bytes fwd	0.00243
direction_iat_after	0.01041	min seg size fwd	0.00087
iat_before	1.0E-06	fwd IAT Total	0.00057
Timestamp	3.3E-07	Flow duration	0.00041
UDP			
length	0.93629	Destination Port	0.00070
iat_after	0.01645	fwd packet len. std	0.00061
init_win_bytes	0.01513	Packet len. std	0.00024
Destination Port	0.00871	min seg size fwd	9.8E-05
Timestamp	0.00227	Protocol	4.5E-05
MSSQL			
length	0.97563	Fwd Packets/s	0.00020
init_win_bytes	0.01790	Protocol	4.6E-05
is_forward	0.00471	N/A	N/A
Destination port	0.00124	N/A	N/A
Timestamp	0.00030	N/A	N/A
LDAP			
length	0.97827	Max packet len	1.27832
is_RST_flag	0.00981	Fwd packet len max	0.14322
init_win_bytes	0.00456	Fwd packet len min	0.00873
Index	0.00236	avg packet size	0.00653
Destination Port	0.00151	min packet len	0.00391
TFTP			
is_SYN_flag	0.95546	Fwd IAT Mean	0.00021
Destination Port	0.04395	min seg size fwd	0.00019
is_forward	0.00055	Fwd IAT Max	0.00015
Timestamp	3.2E-05	Flow IAT Max	0.00012
SNMP			
length	0.98754	Max packet len	1.15205
is_RST_flag	0.00754	Fwd packet len max	0.12907
Index	0.00306	Fwd packet len min	0.00788
init_win_bytes	0.00171	avg packet size	0.00591
SSDP			
length	0.99999	Destination Port	0.00067
iat_after	2.7E-07	fwd packet len. std	0.00060
N/A	N/A	Packet len. std	0.00023
N/A	N/A	Protocol	4.6E-05
DNS			
length	0.94028	Max packet len	1.13986
iat_after	0.05929	Fwd packet len max	0.12771
is_forward	0.00023	Fwd packet len min	0.00779
init_win_bytes	0.00019	avg packet size	0.00585
NTP			
is_forward	0.83114	Subflow Bytes	Fwd 0.10648
length	0.07857	Fwd Packets len	0.05802
Destination Port	0.06857	Fwd Packet len std	0.00108
init_win_bytes	0.02171	min seg size fwd	0.00070

TABLE XV: CICIDS2017 features importance per attack vector. A comparison between our model (packet-based features) and flow-based features importance as reported by [42]

Our Model		CICIDS2017 - Flow Records	
Feature	Importance	Feature	Importance
DoS Goldeneye			
iat_before	0.40140	Bwd Packet len std	0.1585
iat_after	0.18961	Flow IAT Min	0.0317
is_RST_flag	0.14305	Fwd IAT Min	0.0257
init_win_bytes	0.13187	Flow IAT Mean	0.0214
DoS Hulk			
length	0.56913	Bwd Packet len std	0.2028
is_forward	0.23272	Flow Duration	0.0437
is_RST_flag	0.09473	Flow IAT Std	0.0227
iat_before	0.06688	N/A	N/A
DoS Slowhttp			
iat_after	0.36923	Flow Duration	0.0443
iat_before	0.34921	Active Min	0.0228
length	0.08645	Active Mean	0.0219
Index	0.07819	Flow IAT Std	0.0200
DoS slowloris			
iat_before	0.48649	Flow Duration	0.0431
iat_after	0.15583	Fwd IAT Min	0.0378
length	0.12665	Bwd IAT Mean	0.0300
is_PSH_flag	0.12298	Fwd IAT Mean	0.0265
SSH-Patator			
length	0.96662	Init win fwd bytes	0.0079
is_SYN_flags	0.03278	Subflow Fwd Bytes	0.0052
is_PSH_flag	0.00058	Total fwd len	0.0034
N/A	N/A	ACK Flag Count	0.0007
FTP-Patator			
Destination Port	0.99745	Init win fwd bytes	0.0077
is_PSH_flag	0.00237	Fwd PSH Flags	0.0062
init_win_bytes	0.00016	SYN Flag Count	0.0061
N/A	N/A	Fwd Packets/s	0.0014
Web Attack			
is_SYN_flags	0.68899	Init win fwd bytes	0.0200
iat_before	0.14606	Subflow Fwd bytes	0.0145
is_PSH_flag	0.09172	Init win bwd bytes	0.0129
Timestamp	0.06940	Total fwd len	0.0096
Bot			
iat_after	0.99959	Subflow Fwd bytes	0.0239
iat_before	0.00041	Total fwd len	0.0158
N/A	N/A	Mean fwd len	0.0025
N/A	N/A	Bwd Packets/s	0.0021
PortScan			
is_RST_flag	0.91366	Init win fwd bytes	0.0083
iat_after	0.07957	Bwd Packets/s	0.0032
length	0.00651	PSH Flag Count	0.0009
iat_before	0.00011	N/A	N/a
DDoS			
is_ACK_flag	0.61109	Bwd Packet Len Std	0.1728
iat_after	0.30980	Avg Packet Size	0.0162
Destination Port	0.06172	Flow Duration	0.0137
length	0.01046	Flow IAT Std	0.0086