

# Towards Browser Controls to Protect Cookies from Malicious Extensions

Liam Tyler

Rochester Institute of Technology  
USA  
lgt2621@rit.edu

Ivan De Oliveira Nunes

Rochester Institute of Technology  
USA  
ivanoliv@mail.rit.edu

## ABSTRACT

Cookies provide a state management mechanism for the web, allowing data to be maintained across related web traffic. They are commonly used for authentication by storing a user’s session ID and replacing their credentials in subsequent requests to a server. As such, these so-called “session cookies” are valuable targets of attacks such as Session Hijacking and Session Fixation that attempt to steal these cookies to gain unauthorized access to user accounts. This has led to multiple cookie controls such as the Secure and HttpOnly cookie attributes which restrict cookie accessibility. While effective in mitigating cookie attacks originating from the network or malicious websites, these controls often ignore untrusted extensions within the user’s browser. Extensions are third-party HTML and JavaScript add-ons with access to several privileged browser APIs and can run on multiple websites at once. Unfortunately, this position can provide malicious or compromised extensions with unrestricted access to session cookies.

In this work, we first conduct a study to assess the prevalence of extensions with access to the aforementioned “risky” browser APIs (i.e., those enabling cookie modification and/or theft). Our results indicate that extensions in this class are currently used at large, by hundreds of millions of users. Motivated by this result, we propose browser controls based on two new cookie attributes, named *BrowserOnly* and *Tracked*, that protect cookies from malicious extensions. The *BrowserOnly* attribute prevents cookies from being accessed by extensions altogether. While effective, not all use cases allow cookies to be inaccessible. Thus, the *Tracked* attribute allows a cookie to remain accessible to extensions while tying it to a single browser and recording any modifications to the cookie performed by extensions. As a consequence, cookies stolen by extensions become unusable outside their original browser and servers can verify any modifications made to cookies. To demonstrate the practicality of these features, we implement *CREAM* (Cookie Restrictions for Extension Abuse Mitigation): a modified version of the open-source browser Chromium realizing these controls. Our evaluation indicates that *CREAM* controls can effectively protect cookies from malicious extensions while incurring small run-time overheads.

## 1 INTRODUCTION

Cookies remain a universal state management mechanism on the web. They allow servers to store data on the user’s browser and for that data to be automatically returned as a part of all subsequent requests [9]. This allows servers to link related network traffic into a single session and maintain information across the entire session.

A common and security-critical use of cookies is user authentication, where cookies store an authenticated user session ID and act as a replacement for user credentials [19, 29]. Naturally, this

makes cookies a valuable target for attacks such as session hijacking, session fixation, and Cross-Site Request Forgery (CSRF). Session hijacking [14, 29, 96] attempts to gain access to the user’s account by stealing the value of their session cookie. These attacks are not limited to sessions alone. Non-session cookies can be used to leak a user’s private information through more generic cookie hijacking attacks [91]. Similarly, session fixation [19, 66, 96] injects a malicious session cookie with a pre-known value into the user’s browser. Then, when the user authenticates with the website, an adversary can use the malicious cookie to access their account. Finally, CSRF tricks the browser into issuing a cross-site request to perform some unwanted action as the user without their knowledge [19, 73, 96].

Several cookie features have been introduced to combat these attacks [9, 28]. The Secure attribute instructs the browser to only attach cookies to secure (HTTPS) requests. This ensures the cookie is always encrypted on the network. Similarly, the HttpOnly attribute prevents cookies from being accessed through JavaScript (JS). Together these attributes help mitigate session hijacking by preventing session cookies from being stolen through malicious JS on a page and over the network. The SameSite attribute restricts how cookies are attached to cross-site requests, helping to reduce the threat of CSRF attacks. Cookies also define two cookie prefixes: `__Secure-` and `__Host-`. These prefixes enforce that certain criteria are true when the cookie is created. As such, cookie prefixes help reduce the threat of session fixation by asserting some information about how the cookie was created.

The aforementioned controls reduce the threat posed to cookies by malicious websites and networks. However, browsers also support third-party HTML/JS applications called extensions [23, 54]. Extensions add functionality to the browser, run across many websites, and can bypass several browser controls by default, including the aforementioned cookie controls [5, 34]. Despite being JS themselves, extensions are not restricted by HttpOnly. Similarly, extensions can access network traffic as it is processed in the browser. Due to this, they can read and modify cookies within network headers before being encrypted by TLS, bypassing the Secure attribute. Furthermore, an extension can add a cookie to network traffic, ignoring the SameSite attribute. Extensions can also create cookies with known prefixes and edit cookies/disable their security attributes. As such, extensions still pose a large threat to cookies.

We note that these over-permissive extension controls stem from the current browser trust model. Existing browser controls often assume two possible attackers, a web attacker [4, 10, 11, 20, 21, 87, 88, 97] and a network attacker [10, 19–21, 88]. In both models, the attacker controls a malicious website, whereas a network attacker can also inspect and tamper with HTTP traffic. In both models, the attacker is an external party. Thus, everything inside the browser is considered trusted, including extensions. This is also reflected

by the extension architecture itself assuming "benign but buggy" extensions [11].

Given the lack of architectural controls, browser vendors try to prevent malicious extensions from becoming available for installation in the first place. This is done by analyzing the extension's source code to ensure it adheres to the browser's extension policy [42, 72] before listing it publicly. However, malicious extensions can still pass this review [64, 67, 82], a fact that has led to many extensions needing to be pulled from browsers after the fact [71, 101]. Along with the review, users must accept an extension's permissions when installing them [55], allowing users to prevent malicious extensions from being installed by denying their permissions. However, users are often not fully aware of the implications and potential risks of extension permissions [70]. Regardless of either check, extensions can simply "become" malicious after installation. Browsers automatically update extensions in the background [107]. As a consequence, an extension can receive a malicious update without user knowledge while maintaining its original permissions [82]. Browsers also allow extensions to be manually installed to aid in development [45]. This can be leveraged to bypass all checks by tricking the user into manually installing a malicious extension.

Even if malicious extensions were never made available to users, prior work has demonstrated that vulnerable extensions can be exploited and leak their permissions to a malicious page [20, 74, 109]. Thus, even compromised extensions can be used to bypass existing cookie controls. As demonstrated in Section 3, this can be leveraged to access cookies and set, modify, or steal them. For instance, using these permissive extension APIs allows us to hijack test account sessions on several websites, including Amazon, Google, and Facebook. We also demonstrate the feasibility of these attacks in several browsers, including Chrome and Firefox (see Section 3 for details). To assess the prevalence of this type of privileged access in current extensions we scrape both Chrome's and Firefox's extension repositories. Our analysis of 156,783 extensions indicates that these permissive APIs currently affect hundreds of millions of browser users.

Motivated by this issue, we reevaluate the trust model employed by current browsers to mitigate risks posed by extensions. We propose two new cookie attributes: `BrowserOnly` and `Tracked`. Unlike previous controls, these attributes assume untrusted and potentially malicious extensions. The `BrowserOnly` attribute prevents extensions from accessing cookies outright. As some cookies must remain accessible for websites and extensions to function properly, the `Tracked` attribute allows extension access, while tying cookies to a specific browser instance and maintaining a log of changes made to the cookies. This `changelog` and other server-defined information are authenticated and sent to the server alongside the cookie. While `Tracked` does not prevent cookie theft, it allows servers to detect if a cookie has been stolen or tampered with during its eventual usage.

The `Tracked` attribute uses asymmetric cryptography to link the cookie to a specific browser and sign the `changelog` sent to the server with the cookie. This is obtained through a browser identification mechanism in which the browser generates a unique asymmetric key pair for each domain it visits and attaches the public key to all outbound requests to that domain. A server can then use

this key to identify a browser instance. Since keys are unique per domain, they cannot be used to track users across websites. For the `Tracked` attribute, the server includes the browser-generated public key within the cookie, as part of the attribute. When the signed attribute is returned to the server, it can verify that the public key is unchanged, implying that the cookie came from the correct browser and that its `changelog` has not been tampered with.

The support for `BrowserOnly` and `Tracked` attributes is obtained by modifying browser behavior to revoke an extension's ability to access/modify these attributes before their usage by the underlying browser core. As a proof of concept, we implement these changes in the open-source browser Chromium [32] and evaluate our prototype concerning its additional storage and runtime impacts. In summary, our intended contributions are as follows:

- We perform a study based on Chrome and Firefox's extension repositories to assess the prevalence of extensions that, if exploited, pose threats to session cookies.
- We propose a modification to the browser trust model regarding extensions. To do so, we introduce two new cookie attributes to protect cookies from potentially malicious browser extensions. The `BrowserOnly` attribute prevents cookies from being accessed by extensions outright. The `Tracked` attribute allows cookies to remain accessible while also allowing servers to detect if a cookie has been stolen or tampered with (effectively allowing a server to refuse service to stolen cookies). To support this functionality, we design a browser identification mechanism that allows servers to identify browser instances and enforce the `Tracked` and `BrowserOnly` attributes without being able to link users across sessions in different domains.
- We implement *CREAM* (Cookie Restrictions for Extension Abuse Mitigation) to realize the proposed trust model on a Chromium-based open-source prototype available at [2]. We also evaluate *CREAM*'s functionality and associated overheads.

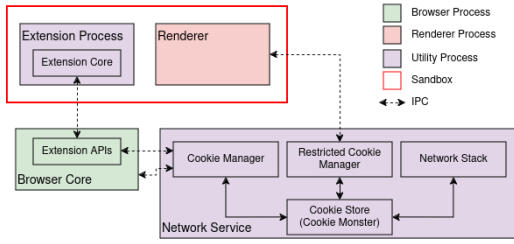
## 2 BACKGROUND

### 2.1 Browser Architecture

Modern browsers implement a multi-process design [46, 58, 98] (depicted in Figure 1), leveraging OS-based inter-process isolation to provide strong separation of privilege within the browser. While various browsers have different implementations and naming conventions, all mainstream browsers follow a general model. Namely, they implement two main process types: browser and renderer processes [11, 44, 77].

Renderer processes parse untrusted, potentially malicious, web content (i.e. HTML, CSS, JS) and build the final page displayed to the user [39, 44, 87]. As such, they are unprivileged. Renderers also execute in a sandbox to further restrict their access to the underlying host. This forces all host-related requests to go through the browser process.

The browser process is the main privileged process in the browser [11, 44]. While there can be arbitrarily many renderer processes, each browser only has one browser process. The browser process directly interacts with the host system and manages all other processes in the browser, facilitating inter-process communication (IPC) between them [74, 77].



**Figure 1: The Browser Architecture and Cookie Interfaces**

Browsers are also service-oriented [41, 65]. Many features in both renderer and browser processes have been moved to independent services that are often executed within separate processes. For example, browsers have a Network Service that implements the browser’s network stack (all low-level networking code) and handles all network transactions [38, 57, 98]. As these feature-specific processes have no standard name, we use Chrome’s nomenclature of “utility processes” [44, 77] to refer to them. Utility processes can be privileged, unprivileged, sandboxed, or unsandboxed depending on their functionality.

In the remainder of this paper, we often reference “the browser”. When referring to “the browser” we are discussing the collection of features commonly referred to as the browser. This includes both the privileged browser process and as well as utility processes, such as the Network Service. When discussing the main browser process alone, we refer to it as the “browser core”.

## 2.2 Extension Architecture

Extensions are implemented using browser APIs [10, 20]. These APIs vary greatly from enabling simple cosmetic changes to allowing direct editing of network requests. Despite these capabilities, extensions are third-party code and interact directly with untrusted websites, thus sitting in a trust grey area.

All extensions have a `manifest.json` file that describes the extension [10, 54]. Currently, there are two manifest versions (V2 and V3), with slight differences in how attributes are defined and which APIs are available. This file lists the APIs and scripts an extension uses, websites it runs on and how, resources it can access, and more. The browser requires the manifest to be present when an extension is installed and restricts the extension’s behavior to what is stated in the manifest. This prevents extensions from gaining power after installation, except for optional permissions which can be requested at any time, but must still be declared in the manifest file and checked at installation.

An extension’s functionality is divided into two components: the extension core and content scripts [10, 20]. The extension core is highly privileged with access to the extension APIs and the ability to connect to remote servers. To protect these privileges from untrusted websites, the extension core is executed in its own separate process. Further, as different extensions are essentially independent programs, different extensions’ cores cannot share the same process [86]. However, despite being highly privileged, these processes are also run within a sandbox; again forcing all interactions with the underlying system through the browser [10].

This isolation prevents the extension core from interacting directly with any website. Instead, content scripts are injected into

the page and have direct access to the page’s content [10, 20]. To access the page, content scripts execute within the renderer process the website is loaded in. Executing within the renderer process puts content scripts at an increased risk of attack. Due to this, content scripts are isolated from other scripts on the page [10, 74]. Similarly, content scripts are unprivileged and cannot access the extension APIs. Instead, content scripts can only send messages to the extension core using the message-passing API. This aims to prevent a compromised renderer from gaining the powers of any extensions embedded within them.

## 2.3 Cookies & Cookie Management

At their simplest, cookies are key-value pairs associated with the server that creates them. Cookies can also set multiple optional attributes that further define how they are stored and sent. Which server a cookie belongs to and what requests it should be attached to are determined by the Domain and Path attributes [9]. These determine what websites and which portion of those sites the cookie can be sent to respectively. If not specified by the server, the browser uses the hostname and path of the website that created the cookie by default. Cookies can also be partitioned. Partitioning limits a cookie’s accessibility to its embedding context such that cookies set by the same site embedded on different pages are not accessible to each other [47]. This is often used to prevent third-party cookies from tracking users across websites. As discussed in Section 1, cookies also have three security attributes: `HttpOnly`, `Secure`, and `SameSite`. They also support two prefixes that enforce certain criteria when creating a cookie [28]. The `__Secure-` prefix requires a cookie to have the `Secure` attribute and be set by a secure (HTTPS) website. The `__Host-` prefix enforces that a cookie is only accessible to the page that set it. Hence, this prefix requires a cookie to have the `Secure` attribute, no `Domain` attribute, and a `Path` attribute of `"/"`. Any prefixed cookies that do not meet their corresponding criteria are rejected/discarded by the browser.

**2.3.1 Cookie Manager.** Cookies can be set in many ways. Most commonly, they are defined in the `Set-Cookie` HTTP header [27] and created by the Network Service [40]. Since cookies provide state for network requests, they are also stored within and directly interactable from the Network Service. Cookies can also be created from a webpage through JS [26] or the Cookie Store API [24], by the browser core itself, and by extensions with the Cookies extension API [51]. However, none of these processes can interact with cookies directly. Instead, the Network Service exposes APIs for accessing its internal cookie store [40]. The arrows in Figure 1 depict the interfaces used by different browser components to access cookies.

These interface APIs are implemented by the Cookie Manager and the Restricted Cookie Manager [40]. The Cookie Manager allows unrestricted querying of the cookie store and is only usable by the browser core. Similarly, as the Cookies API is a browser-level API, extensions also access cookies through the Cookie Manager. The Restricted Cookie Manager, as the name implies, is more limited. The restricted manager can only access the cookies of a single specified origin. For this reason, the restricted manager is used by renderer processes to enforce stricter limitations on websites.

**2.3.2 Cookie Monster.** All cookies are managed by the browser’s cookie store. Chromium’s concrete implementation of the cookie

store is called the Cookie Monster [43]. There are two ways to fetch cookies from the Cookie Monster [33]. Either the Cookie Monster can return all unexpired cookies or return a subset of cookies that match some provided criteria. We refer to these methods as `GetAll` and `GetList` in the remainder of this paper. When using `GetAll`, the Cookie Monster returns all cookies within its store, regardless of their attributes. However, most fetches use `GetList` which takes a domain and a set of options and fetches all the cookies of the provided domain, filtering them based on the provided options [40]. These options include checks such as whether to allow `HttpOnly` or `Secure` cookies in the results.

To set a cookie (Set operation), the caller (browser core, renderer, extension, etc.) creates a new cookie and sends it to the Cookie Monster along with its domain and other cookie options [33]. Upon receipt of the cookie, the Cookie Monster first checks that the cookie is valid. Similar to `GetList`, this validation uses the supplied options to ensure the cookie is properly configured (e.g. verifying that an `HttpOnly` cookie is not being set by JS). If valid, the Cookie Monster then checks for any existing matching cookie. If a match is found, it is deleted and replaced with the new cookie. Otherwise, the cookie is added to the internal map of cookies as a new entry.

## 3 ON THE EXTENT OF EXTENSION THREATS

### 3.1 Manipulating Cookies via Extension APIs

To illustrate practical threats posed by extensions to cookies, we implemented three test extensions targeting different extension APIs. We specifically focus on the “Cookies”, “WebRequest”, and “DeclarativeNetRequest” APIs, as they allow interaction with cookies. The Cookies API allows extensions to get, set, remove, and be notified of changes to cookies within the browser [51]. The cookies accessible to an extension are limited to those of websites it has permission to run on. Nonetheless, an extension can have permission to run on all websites (which is not uncommon). The WebRequest API allows extensions to view network traffic mid-processing [53]. As such, it allows extensions to access HTTP headers, including cookie headers. The WebRequest API can also be extended using the `WebRequestBlocking` permission to allow extensions to pause the execution of network events and edit the packet’s headers. Finally, the `DeclarativeNetRequest` API also allows extensions to modify network requests [25, 52]. However, unlike `WebRequest`, `DeclarativeNetRequest` cannot view the contents of the packet. Thus, this API can only be used by an extension to modify cookies in the request. We built three test extensions each focusing on a given API and loaded them into Chrome.

- **Case 1 - Cookies API Extension:** This extension acts like a normal cookie management interface, allowing the user to view, edit, and remove cookies in their browser. However, when getting cookies, the extension also forwards them to a malicious server. With this, we can steal the cookies of many websites including Google, Amazon, and Facebook. Adding these cookies to a new Firefox instance allowed us to gain access to corresponding test accounts without their credentials. We note that access was not obtained with a single cookie, rather requiring a combination of cookies to access the user’s account. Nonetheless, as an extension can easily access all of a site’s cookies, this was not an obstacle.
- **Case 2 - WebRequest API Extension:** This extension behaved similarly to Case 1. It allows us to register listeners for different

websites. These listeners intercepted traffic mid-processing, saved their cookie headers, and sent these headers to a malicious server. This again lets us steal all the cookies sent to the server and any new cookies or changes sent back by the server. This extension also allows us to modify packet headers and thus change the cookies sent to and received from the server. It is important to reiterate that modifying headers requires the `WebRequestBlocking` permission [53]. In Chrome, this permission is only available in V2 extensions. V3 extensions can still be used to steal cookies. However, they can not modify them.

- **Case 3 - DeclarativeNetRequest API Extension:** This case is the most limited of the three. This extension allows us to dynamically add rules to edit cookie headers in network traffic. However, as the extension cannot inspect the headers, it cannot steal cookies. Nonetheless, it can be used along with the `WebRequest` API to access and set cookies. Similar to `WebRequestBlocking`, the `DeclarativeNetRequest` permission only exists for manifest version V3.

Chrome and many other browsers are implemented on top of the open-source browser Chromium [32]. We tested our extensions on three other Chromium-based browsers: Microsoft Edge, Opera, and Brave. In all cases, they worked without modifications. Aside from Chromium-based browsers, we also tested the extensions in Firefox. The V2 Cookies and WebRequest extensions were directly transferable. This is because Firefox also implements the `WebExtension` APIs [80] for cross-browser extension portability. When using V3, there were some small changes required. This was mainly because, despite requiring host permissions to be defined in an extension’s manifest, Firefox treats them as optional permissions for V3 extensions [90]. Consequently, the extension must initially prompt the user to re-accept these permissions. Once granted, V3 extensions behaved in the same way as in the Chromium-based browsers. We believe prompting the user does not pose a significant problem for an attacker as a malicious extension could easily (and would likely) pretend to be a legitimate service. Another caveat is that, unlike Chromium, the `WebRequestBlocking` API is still available to V3 extensions in Firefox [105]. We also tested with another Firefox-based browser, Waterfox, obtaining the same result.

### 3.2 Extension API Permissions’ Landscape

The experiment described in Section 3.1 showcases the trust model exercised between browsers and extensions: when granted certain API permissions, extensions can easily be leveraged to modify or steal cookies (including session cookies). To determine the prevalence of these API permissions among real extensions, we crawled both Chrome’s and Firefox’s official extension repositories: the Chrome Web Store [50] and *addons.mozilla.org* (AMO) [59]. As of March 2024, we found 172,386 and 533,768 unique Chrome and Firefox URLs. While all are extensions, some are termed as “Themes”. Themes are purely cosmetic and contain no JS or HTML [37]. Hence, we exclude Themes from our discussion. After removing Themes we were left with 139,331 Chrome and 37,805 Firefox extensions. However, 16,380 Chrome extensions were not labeled at all. We believe these to be Chrome Apps, a now deprecated subclass of extensions that behave similarly to a native application with larger access to the underlying operating system/host [36]. While deprecated,

Browser	Manifest-Version		Host Permissions			APIs			
	V2	V3	<all_urls>	https:///*/*	http:///*/*	Cookies	WebRequest (WR)	WebRequestBlocking (WRB)	DeclarativeNetRequest (DNR)
Firefox	34,929	2,702	13,180	221	57	2,154	5,219	3,626	66
Chrome	59,020	60,132	40,363	1,452	268	5,728	6,620	3,352	2,048

**Table 1: Breakdown of extensions versioning, host permissions, and access to cookies**

Browser	Cookies	WR	WRB	DNR
Firefox	13,909,278	47,092,558	43,306,429	70,374
Chrome	408,937,955	947,610,948	489,938,433	353,664,323

**Table 2: Total users affected by each API**

Browser	Cookies	WR	WRB	DNR	DNR + WR
Firefox	1,409	3,440	2,415	44	7
Chrome	3,274	4,278	2,032	1,391	299

**Table 3: Extensions with cookie access and "<all\_urls>" permission**

Apps remain on Enterprise and Education builds of ChromeOS [48]. Since they are still supported, we analyze the Apps’ permissions, however, we analyze them independently of the other Chrome extensions and do not include them in the following discussion. Similarly, Firefox defined 22 extensions for the Android build of Firefox. Again we include them in our analysis, regard them independently from the remaining Firefox extensions, and exclude them from this discussion. In summary, we discovered 122,951 Chrome extensions, 16,380 Chrome Apps, 37,783 Firefox extensions, and 22 Firefox for Android extensions. More information on how the scrape was performed can be found in Appendix A. Our analysis of Chrome Apps and Firefox for Android can be found in Appendix B.

From the collected dataset, we scraped each extension’s manifest file using an online extension viewer [106] yielding manifests for 119,152 Chrome and 37,631 Firefox extensions. Both the results of the initial scrape and manifests are available in our open-source repository [2]. Next, we parsed each manifest and inspected two entries, `manifest_version` and `permissions`, to determine whether each extension was a V2 or V3 extension and whether it used any of the three APIs discussed in Section 3.1. We also searched for the strings “<all\_urls>”, “http:///\*/\*”, and “https:///\*/\*” within the manifest as these allow an extension to access every page, all HTTP pages, and all HTTPS pages loaded by the browser, respectively [35]. Depending on the extension’s version and design, these permissions can appear in various places. As such, their appearance in the manifest only indicates some portion of the extension has this access but not necessarily the whole extension. Similarly, not all extensions with “<all\_urls>” behavior use this tag. Due to this, we treat “<all\_urls>”, “\*:///\*/\*”, and the combination of “http:///\*/\*” and “https:///\*/\*” as equivalent. A summary of our results can be found in Table 1. We also calculate the number of users affected by each API, as reported by the respective Chrome and Firefox extension stores, and list the results in Table 2.

We found that more than half of the extensions analyzed (59.9%) are written using manifest V2. However, V2 extensions are much more prevalent in Firefox accounting for 92.8% of all Firefox extensions. Chrome extensions are more evenly split between the two versions, with 49.5% still using the V2 format. This disparity is likely due to Chrome’s plan to deprecate the V2 format in 2025 [76] whereas Firefox will continue to support both versions [99].

Looking at host permissions, we found that a bit more than a third of all extensions (35.2%) define broad host permission. Unlike manifest versioning, this ratio is consistent across Firefox (35.6%) and

Chrome (35.3%). Nearly all of these extensions have the “<all\_urls>” behavior. This accounts for 34.2% of all extensions, 35% of Firefox extensions, and 33.9% of Chrome extensions. Only 0.2% of extensions declared permission for all HTTP sites only and 1% declared permission for all HTTPS alone.

7,882 extensions used the Cookies API. Despite making up 5% of all extensions analyzed, they have a combined user base of 422,847,233 users. 71 Chrome and 3 Firefox extensions have over one million users each with Grammarly accounting for more than 50 million Chrome users alone [63]. It is important to note that this combined user base represents an upper bound, as a single user may have multiple extensions installed and thus be counted multiple times in this total. Similarly, it is unclear whether browsers measure users by individual installations or actual user accounts.

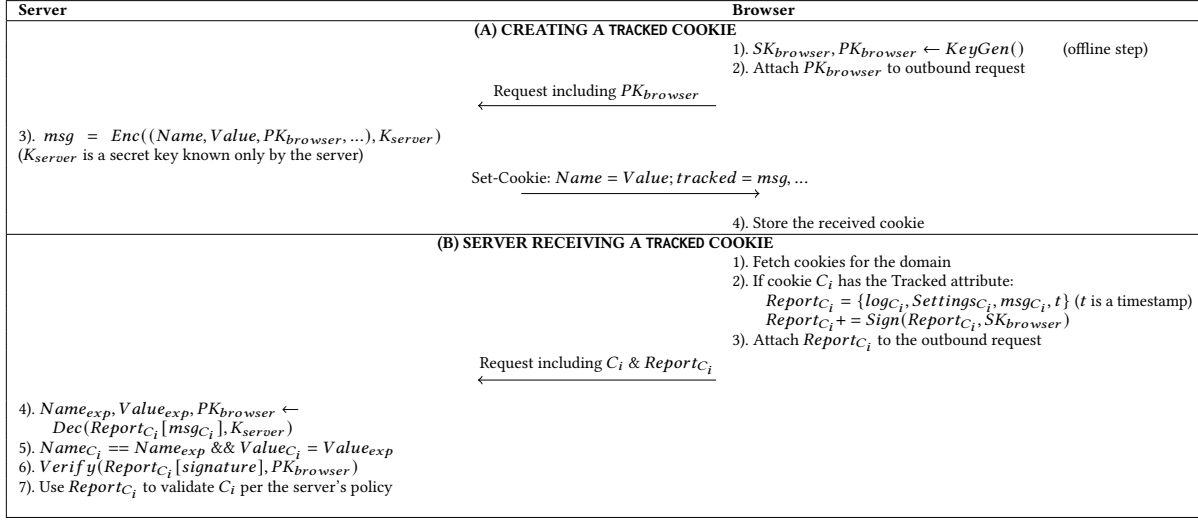
More extensions had access to the WebRequest API. Specifically, 11,839 (7.6%) were able to monitor network traffic. 6,978 of these extensions (4.5%) also declared the WebRequestBlocking permission further allowing them to edit HTTP headers. Similar to the Cookies API, while limited extensions declare these permissions, they have nearly one billion users (994,703,506) with 533,244,862 users simultaneously affected by the WebRequestBlocking permission. Similarly, 149 extensions have over 1 million users with a single Chrome extension having over 67 million users.

The DeclarativeNetRequest API is the least used, only appearing in 2,114 extensions (1.3% of the manifests analyzed). Similarly, it is almost non-existent in Firefox extensions appearing in only 66 extensions (0.17% of all Firefox extensions). This low adoption is likely due to the ongoing transition from V2 to V3 formatting (at least in Chrome), as the DeclarativeNetRequest API is only available to V3 extensions. With that regard, this API appeared in 3.4% of V3 extensions found. Despite this low adoption, these extensions combined have 353,734,697 users.

Each API is limited by the host permissions of the extension. Hence, we also looked at how many extensions with one of the APIs discussed also have “<all\_urls>” host permissions. A summary of these findings is presented in Table 3. 54.8% of extensions with Cookies API permissions have access to all cookies in the browser. Similarly, 65.2% of WebRequest extensions and 63.7% of WebRequestBlocking extensions can read and modify any requests in the browser, respectively. 67.9% of manifests with DeclarativeNetRequest can also modify any network requests. We also found that 21.3% of these extensions (14.5% of all declarative extensions) also contain WebRequest permissions, allowing them to view any request (despite contradicting the privacy-preserving philosophy of the declarative API).

## 4 CREAM OVERVIEW

Motivated by the results presented in Section 3, we advocate for browser controls to allow selective prevention or detection (when prevention is not possible due to application requirements) of cookie



**Figure 2: Creation and Usage of Tracked Cookies**

theft and illegal cookie modifications made by extensions/JS. To realize these goals we propose *CREAM* (Cookie Restrictions for Extension Abuse Mitigation) as a modification to the trust model within browser implementations.

#### 4.1 Threat Model

We extend the active network attacker model described in prior work [10, 21, 88]. The model assumes an Adversary ( $\mathcal{A}_{dv}$ ) can intercept, modify, and inject traffic on the network. It also assumes  $\mathcal{A}_{dv}$  controls a malicious website. However, a website can only access the cookies associated with itself or its domain. Thus, a malicious website would inherently be unable to access the cookies of a different target site (except in related-domain attacks [4, 97]). Due to this, we assume  $\mathcal{A}_{dv}$  controls malicious JS on the target website and thus can access the target site's cookies.

In addition, our model assumes that  $\mathcal{A}_{dv}$  controls a malicious extension in the user browser that has arbitrary API permissions and can run on all pages in the browser (e.g. has the "<all\_urls>" host permission).  $\mathcal{A}_{dv}$ 's goal is to modify and/or steal a user's cookies through attacks such as cookie hijacking and cookie fixation and use them to access the user's data/session.

We assume that the browser core and the Network Service utility process are trusted and vulnerability-free, as *CREAM* functionality is implemented as part of these modules. Similarly, we trust the underlying host's operating system which is relied upon to implement all browser isolation mechanisms (irrespective of *CREAM*). Attacks that compromise/modify privileged software (e.g., the OS) or the browser software implementation are considered orthogonal and out of scope in this paper.

#### 4.2 Rationale

*CREAM* introduces two new cookie attributes: BrowserOnly and Tracked. BrowserOnly is a 1-byte flag indicating whether a cookie should be visible to extensions. When set, it instructs *CREAM* to make a cookie only accessible to the browser (browser core and other privileged utility processes, such as the Network Service). Therefore, no JS or extension can access or edit these cookies. This

protects against cookie hijacking and fixation within the browser. To prevent BrowserOnly cookies from being intercepted on the network, they should also be marked Secure (i.e. only sent over HTTPS). BrowserOnly does not automatically enforce this to match current browser and cookie design (i.e. separating network and JS/internal and external behaviors) and to allow HTTP sites (though rare) to use the attribute. Instead, to guarantee that a cookie is both BrowserOnly and Secure we define the `__Browser-` cookie prefix. If a cookie is marked with this prefix, it must be both Secure and BrowserOnly, being rejected/discarded by the browser otherwise.

Jointly, the BrowserOnly attribute and `__Browser-` prefix prevent cookie theft and editing outright. However, not all cookies can be marked BrowserOnly. Some cookies are used directly by webpages, thus accessible to extensions, or used by extensions themselves. For this reason, we also define the Tracked attribute. Rather than a 1-byte flag, the Tracked attribute holds a server-defined message. When received by the client, this message is stored and only accessible to the browser. The browser also tracks any changes made to Tracked cookies. Later, when sending a Tracked cookie to the server, the browser attaches a signed report to the request. This report contains the server-defined message and tracked changes, allowing the server to verify modifications made to the cookie and detect if the cookie has been either stolen or maliciously edited.

Since Tracked cookies are accessible to extensions, we cannot prevent them from being stolen. However, using asymmetric cryptography, we can make stolen cookies unusable (e.g., for authentication). Figure 2 depicts the protocol to create (part (A)) and use (part (B)) Tracked cookies. The browser generates an asymmetric key pair for each domain it visits (step A.1 in Figure 2) and attaches the public key to all outbound requests for that domain (step A.2). This key allows a domain to identify a browser in subsequent communication. Yet, by creating a new key per domain these keys cannot be used to link users across different domains. We also note that these keys can be generated *a priori* (in an offline phase) to minimize performance impacts. When creating a Tracked cookie, the server must build the Tracked attribute's message. This message includes the cookie's name, value, and the received public key at least. The

cookie’s name-value pair ties the attribute to this specific cookie and the public key ties the whole cookie to a single browser. Along with these values, the server can include any data required by the underlying application for validation. The server then encrypts this message with its own secret key and uses the ciphertext as the Tracked attribute (step A.3). Authenticated encryption of the Tracked attribute ensures that it was generated by the server and cannot be changed.

When sending the Tracked cookie back to the server, the browser signs the Tracked report with the private key for that domain (steps B.1-B.3). The server then decrypts the Tracked string with its secret key (B.4), validates that it is the correct message for the cookie (B.5), and verifies the client-side browser signature using the public key stored within the Tracked attribute (B.6). If the cookie had been stolen by an extension and sent to *Adv*, they would not know the private key matching the expected public key, causing the signature verification to fail on the server side (as long as the browser is itself trusted – recall Section 4.1). Similarly, attempts to edit or replace the Tracked attribute would cause the decryption and validation to fail. As a result, Tracked cookies can only be used by the browsers they were originally created for.

As detection relies on the public key sent as part of the initial request, servers must only create Tracked cookies over a secure (HTTPS) channel. Otherwise, a network *Adv* could replace the public key before it reaches the server in step A.2. This would result in a Tracked attribute that contains the malicious public key and ties the cookie to *Adv*. We note that this is not the same as needing the Secure attribute. Once established, the Tracked attribute can protect both secure and insecure cookies from theft and tampering.

By design, Tracked cookies can be edited. Alongside the message received from the server, the browser maintains a log of any changes made to the cookie by extensions/JS. This allows the server to inspect them to determine their validity and take action accordingly (depending on the server’s policy). While this changelog stores all changes made to the cookie, it only exists during the cookie’s lifetime. Therefore, if *Adv* (in the form of a local extension) deleted the cookie and made a new cookie shadowing the original [96] except for *Adv* intended alterations, these changes would not be logged as there is no changelog at this point. Similarly, only edits made through the Cookie Monster are logged thus changes made directly to cookie headers do not appear. To deal with this issue, when sending the Tracked report to the server, *CREAM* includes the cookie’s current settings along with the changelog and server-defined message. This allows the server to detect any changes that do not appear in the changelog itself by comparing the current and expected settings. If needed, these expected settings can also be stored in the server-authenticated Tracked attribute. Finally, *CREAM* also includes a timestamp in the report to prevent it from being replayed. As stated above, the whole report is signed and sent to the server alongside the Tracked cookie.

## 5 CREAM DESIGN DETAILS

As discussed above, *CREAM*’s support for the BrowserOnly and Tracked attributes requires modifications to the browser to restrict/monitor JS/extension actions. Specifically, these attributes require changes to the Cookie Monster and Network Service, in

addition to new cookie attributes. We discuss these modifications in more detail in the remainder of this section. For ease of explanation, we discuss each attribute separately, as they function independently.

### 5.1 BrowserOnly Attribute

To enable BrowserOnly functionality, the browser must first recognize the attribute. Thus, we need to add the BrowserOnly attribute to the cookie structure. Similarly, the `__Browser-` prefix and its associated checks must be added to the list of valid cookie prefixes. As discussed in Section 4, BrowserOnly is a 1-byte flag that prevents a cookie from being accessed by JS and extensions. To filter cookies based on this attribute we modify the Cookie Monster. Recall from Section 2.3.2 that the Cookie Monster provides two ways to fetch cookies, GetAll and GetList, and that both GetList and Set filter based on a supplied set of options. We introduce a new option that excludes BrowserOnly cookies and update GetList and Set to use it. We also update the exclude HttpOnly option to also exclude BrowserOnly as HttpOnly is less restrictive than BrowserOnly. Thus BrowserOnly cookies should never be returned if HttpOnly cookies are also ignored. These changes prevent BrowserOnly cookies from being returned or overwritten in most cases. However, GetAll never filters its results, thus BrowserOnly cookies are still returned. To deal with this, we create a new endpoint (GetAllExt) that returns all cookies in the Cookie Monster’s store except BrowserOnly cookies. Finally, we propagate these changes to the Cookie Manager API allowing them to be used from other processes. We then update the Cookies extension API to use GetAllExt instead of GetAll and add the exclude BrowserOnly option to all other accesses. This effectively blocks all access to BrowserOnly cookies by extensions through the Cookie Monster. As the Restricted Cookie Manager already excludes HttpOnly cookies and we update HttpOnly to also ignore BrowserOnly cookies, JS cannot access BrowserOnly cookies by default.

While BrowserOnly cookies are inaccessible to extensions with the Cookies API, they are still visible in network traffic and thus exposed to the WebRequest and DeclarativeNetRequest APIs. To hide BrowserOnly cookies from these APIs we need to modify how the Network Service handles traffic. Figure 3(a) depicts how network requests are built by the Network Service. When the user navigates to a website, the Network Service creates a URLRequestHTTPJob object to handle the request (step 1 in Figure 3(a)). While building the request the HTTPJob fetches the destination’s cookies from the Cookie Monster and builds the Cookie HTTP header (steps 2 & 3). Once all headers are built, they are passed to extensions (through the browser core) for further processing (step 4). When finished, the headers are returned to the HTTPJob (step 5) and the request continues through the Network Service and is eventually sent to the server (step 6). To hide BrowserOnly cookies from these APIs, we change how the Cookie header is built. After receiving the cookies from the Cookie Monster (step 3), we withhold BrowserOnly cookies from the Cookie header. When the extensions have finished (step 5), we add the BrowserOnly cookies to the Cookie header. We specifically add the BrowserOnly cookies to the front of the header to ensure they are always parsed first. This ensures that even if an extension added a cookie that shadows a BrowserOnly cookie, the non-malicious cookie is parsed first and thus used [96].



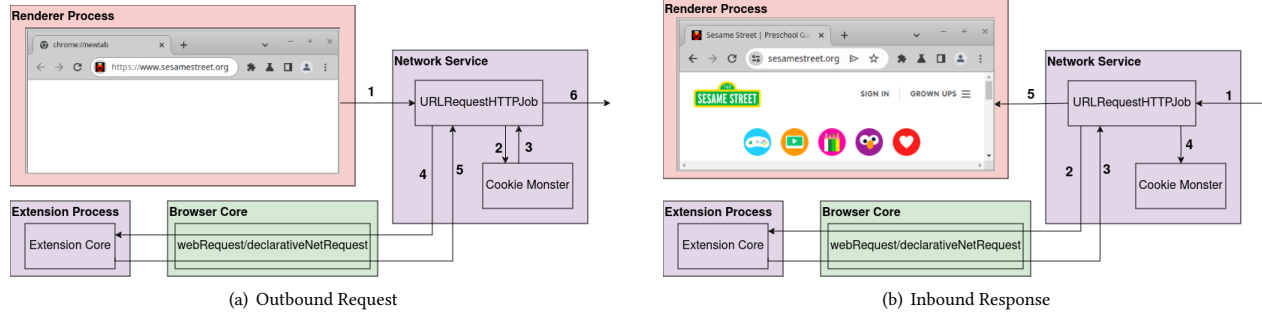


Figure 3: The flow of requests and responses are through the Network Service

Similarly, Figure 3(b) displays how the server’s response is parsed by the Network Service. Once the response is received (step 1 of Figure 3(b)), the `URLRequestHTTPJob` forwards the response headers to extensions (step 2). Once extensions finish, the headers are returned to the `HTTPJob` (step 3). At this point, any new cookies are added to the `Cookie Monster` (step 4), before the response is sent to the renderer to be displayed (step 5). To prevent extensions from seeing `BrowserOnly` cookies in the response, we again remove `BrowserOnly` cookies before sending the headers to the extensions (step 2). Namely, once the response is received, we strip any `Set-Cookie` headers with the `BrowserOnly` attribute from the response. Once the extensions finish (step 3), we add the `BrowserOnly` headers back so they can be parsed and stored.

We note our explanation oversimplifies how the Network Service handles transactions and interacts with extensions for ease of understanding. There are more classes and processing between the renderer and the `URLRequestHTTPJob`. However, all our edits are made to the `URLRequestHTTPJob`. Similarly, when building a network request, its headers are sent to extensions three times: before the initial connection, after the headers are prepared, and once the headers are sent. Irrespective, the behavior stays the same, requiring `BrowserOnly` cookies be held from requests before being sent to extensions and only added back after all extension passes have been completed. The same applies to parsing network requests.

## 5.2 Tracked Attribute

The `Tracked` attribute instructs the browser to maintain a server-defined message and a `changelog` for the `Tracked` cookie. Thus the cookie structure is modified accordingly to include this string and `changelog`. `CREAM` implements a `TrackedData` class to store this information. Every cookie, regardless of its attributes, is stored alongside a `TrackedData` object. However, unless the cookie is set with the `Tracked` attribute, the object is empty.

The `Tracked` attribute is only used within the Network Service. As such, we only need to update the `Cookie Monster` itself. Further, as `Tracked` tracks changes to a cookie, we only need to update the `Cookie Monster`’s `Set` behavior. As described in Section 2.3.2, cookies are not “updated”, but rather replaced. Hence, when setting a cookie, if a matching preexisting cookie is found, we check if the preexisting cookie is a `Tracked` cookie. If it is, we then check whether the new cookie has a `Tracked` message. If the new cookie does not have a `Tracked` message, we copy the existing cookie’s message and `changelog` to the new cookie. Then we compare the two cookies and add any differences to the `changelog`. Otherwise,

if the new cookie has a `Tracked` message, we assume that the server is updating the string and keep this new value. Similarly, we also reset the `changelog` for if the server is updating the message, either the previous changes have been validated or are being corrected. In either scenario, existing `changelog` entries no longer reflect changes made to the current version of the cookie. Therefore, we clear them to avoid false positives. This also helps minimize the size of the `changelog` and eventual report. We note that this clearing behavior is only possible as extensions and JS cannot create `Tracked` cookies. Thus any cookie with a `Tracked` attribute must have come from the browser or server, both of which are trusted.

As discussed in Section 4, along with the `Tracked` attribute, the browser generates an asymmetric key pair for each domain and attaches the public key to all outbound requests for that domain. As such the browser must maintain a map of key pairs and their associated domains that is available to `URLRequestHTTPJobs`. These key pairs must be created by and maintained within the Network Service. When sending a request to a server, the `URLRequestHTTPJob` simply fetches the correct key pair from this map and attaches the public key to the request using a custom header. To avoid tampering by extensions, the key is added after extensions have finished processing the request headers.

When adding `Tracked` cookies to network requests (or whenever fetched in general), the `changelog` and `Tracked` message are never included in the cookie. As such, `Tracked` cookies do not need to be hidden from extensions. However, when building the `Cookie` header, we log which cookies are `Tracked` cookies. Then, after the extensions have finished processing the headers, we generate the `Tracked` report for the `Tracked` cookies. Specifically, for each `Tracked` cookie, we retrieve the cookie’s `changelog`, current settings, and `Tracked` message from the `Cookie Monster` and add them to the report. Once all the cookies have been added to the report, we add a timestamp and sign the report with the generated private key for the respective domain. The report is signed as a whole rather than individually signing each cookie’s sub-report because all cookies of a single domain use the same asymmetric key pair. Nonetheless, each cookie contains the public key within its authenticated/encrypted `Tracked` message to ensure that the server always receives (and can verify) the public key regardless of which set of cookies is present/absent.

Handling `Tracked` cookies on incoming responses requires no additional changes. Unlike `BrowserOnly` cookies, `Tracked` cookies can be seen by extensions. Similarly, even if extensions see the



Tracked message, they cannot change it or use it outside of the user’s browser. At best, an extension can remove the attribute and disable the changelog. However, this would only lead the server to reject the cookie as it would not contain the expected report.

## 6 SECURITY ANALYSIS

We argue that the BrowserOnly and Tracked attributes protect cookies against malicious extensions/JS, including those with highly privileged API permissions (analyzed in Section 3.1). We argue each attribute’s security separately, as BrowserOnly and Tracked are independent.

### 6.1 BrowserOnly

To access a user’s session, *Adv* could try to get or set cookies using the Cookies API. BrowserOnly cookies are not editable from and never returned to the Cookies API. Thus, *Adv* cannot use an extension to access BrowserOnly cookies via the Cookie Monster.

*Adv* can also attempt to access cookies in network headers using the WebRequest and DeclarativeNetRequest APIs. Specifically, *Adv* can target the Cookie and Set-Cookie HTTP headers. When building network requests, the Network Service in *CREAM* withholds BrowserOnly cookies from extensions only adding them to the request once all extensions have finished executing. Similarly, when parsing server replies, the Network Service strips any Set-Cookie headers with the BrowserOnly attribute before passing the response to extensions. Therefore, an extension can never access or edit BrowserOnly cookies in network traffic.

*Adv* could forge a new malicious cookie/header in the network traffic to mimic a BrowserOnly cookie. However when attaching BrowserOnly cookies to network requests the Network Service attaches them to the front of the list. This ensures the correct cookies are always parsed first. When parsing server responses, malicious headers are overwritten by the Network Service when reattaching BrowserOnly cookies to the response. Due to this, *Adv* cannot add fake cookies or headers to network traffic to edit BrowserOnly cookies. Thus, *Adv* cannot use a malicious extension to steal or modify BrowserOnly cookies. As *Adv* controls malicious JS, they can try to access cookies through the page. However, as JS is less privileged than extensions, the Cookie Monster also excludes BrowserOnly cookies from JS requests.

Finally, an in-network *Adv* is unable to modify BrowserOnly cookies due to TLS, as required by the Secure attribute.

### 6.2 Tracked

Similar to the cases above, *Adv* may try to get and set cookies through the Cookie Monster using the Cookies API. While Tracked cookies are accessible, the Tracked message and changelog are never returned by the Cookie Monster. This information is only accessible through the report generation endpoint, which is only exposed to the Network Service. Regardless, if the Tracked message was available, the cookie could not be used by *Adv*, as the lack of a valid report would lead the server to invalidate the cookie.

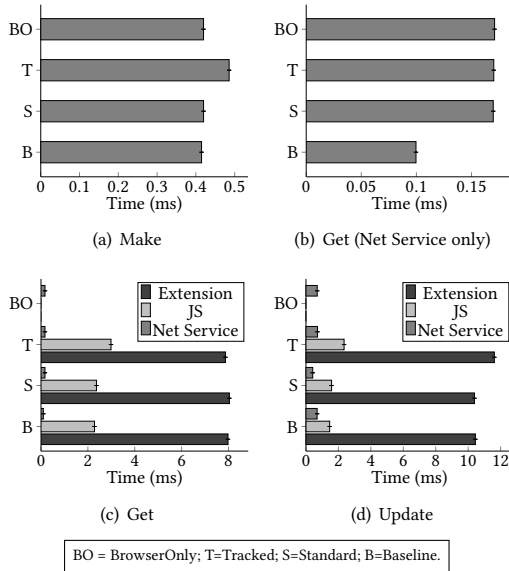
*Adv* cannot forge a malicious Tracked message as it does not know the server’s secret key. Instead, *Adv* could try to interleave Tracked attributes of different cookies, however, the name-value

pair inside the Tracked message would not match. Similarly, *Adv* cannot change the name-value pair in the Tracked message due to the authenticated encryption. Even with the correct Tracked message, *Adv* would not have the browser’s private key associated with the server’s domain and cannot generate a valid signature. Again, *Adv* cannot alter the public key that ties the cookie to the browser without knowledge of the server’s secret key.

In *CREAM*, when modifying Tracked cookies, the Cookie Monster appends all changes to the cookie’s changelog. This changelog is sent to the server as part of the signed report and thus any changes made by *Adv* are detectable. To avoid detection, *Adv* would need to tamper with the changelog, however, it is append-only in *CREAM*. The changelog can be cleared if the cookie is updated with a new Tracked message or if the original Tracked cookie is deleted and remade (thus making a new changelog). However, extensions cannot create Tracked cookies, making the first option impossible. In the second case, *Adv* could still remake the cookie, but not set the Tracked attribute. As such, no valid report would be generated and the cookie would be invalidated by the server.

*Adv* could also try to steal and tamper with cookies through network traffic using the WebRequest and DeclarativeNetRequest APIs. Tracked cookies and messages are accessible through the Cookie and Set-Cookie headers respectively. However as discussed above, even if they are stolen the cookie cannot be used by *Adv*. *Adv* can also edit Tracked cookies in these headers. As the edits are done to the headers and not through the Cookie Monster, they do not appear in the changelog. Editing the Set-Cookie header would alter a cookie’s attributes. However, the signed report for Tracked cookies also includes the cookie’s current settings. As such the server can see if the cookie’s setting matches some expected configuration and detect the changes. If *Adv* attempted to reset the altered attributes before report generation these changes would be logged and detectable. Of course, *Adv* could remove the Tracked attribute itself. This would disable the changelog, but no report would be generated for the cookie making it invalid. *Adv* could edit cookies in the Cookie header, however, this header only includes the cookie’s name and value. Changing the name or value is detectable through the report. However, changing either would also invalidate the cookie as the altered values will not match the expected name-value pair in the Tracked message. Along with editing the cookies, *Adv* could attempt to tamper with the Tracked message. *Adv* could remove, replace, or alter a cookie’s Tracked message in the Set-Cookie header. This would cause either no report or an invalid report to be generated and the cookie would be invalidated. Finally, *Adv* could try to tamper with the public key and Tracked report also included in network requests. However both the key and report are attached to the request after extensions have run and are thus not accessible to extensions.

*Adv* also controls malicious JS and can use it to access Tracked cookies. Again while Tracked cookies can be accessed, their Tracked messages and changelogs are not accessible and Tracked cookies are still not usable outside the user’s browser regardless. Similarly, any edits made by *Adv* are appended to the Tracked cookie’s changelog. JS cannot access this changelog and JS cannot create Tracked cookies. As such, any edits made by malicious JS to Tracked cookies are detectable to the server.



**Figure 4: Average time to create, get, and update cookies with CREAM vs. unmodified Chromium.**

$\mathcal{A}_{dv}$  can also intercept, inject, and modify HTTP traffic. As such,  $\mathcal{A}_{dv}$  may try to steal and modify Tracked cookies over the network. If the Tracked cookie also has the Secure attribute it should always be encrypted on the network and thus inaccessible to  $\mathcal{A}_{dv}$ . However, Tracked cookies do not need the Secure attribute and thus may be visible. In these cases, a network  $\mathcal{A}_{dv}$  can steal and modify Tracked cookies and their Tracked messages in the same way as a malicious extension. However, just like with a malicious extension, Tracked cookies are not usable outside the user’s browser and changes made to network headers either invalidate the cookie or are detectable through the Tracked report. Unlike extensions, a network  $\mathcal{A}_{dv}$  can attempt to tamper with the Tracked report as it is included in a custom HTTP header.  $\mathcal{A}_{dv}$  could strip the report from the request altogether, however, the lack of the report would still invalidate the cookie.  $\mathcal{A}_{dv}$  could also tamper with the changelog and current settings in the report to hide any edits they made to the cookie. However, these changes would cause the signature verification to fail. Similarly,  $\mathcal{A}_{dv}$  cannot resign the report after tampering as they do not know the browser’s private key for the domain. Finally,  $\mathcal{A}_{dv}$  could try to alter the report, resign it with a malicious key, and change the expected key in the Tracked message except  $\mathcal{A}_{dv}$  does not know the server’s secret key. As such,  $\mathcal{A}_{dv}$  cannot re-encrypt the Tracked message, verification will fail, and the cookie will be invalid.  $\mathcal{A}_{dv}$  could also try to replay a previous valid report to hide their actions, however, the report also includes a timestamp to greatly reduce this possibility.

Most importantly,  $\mathcal{A}_{dv}$  could try to change the public key sent as part of network requests. The security of Tracked cookies relies on the public key sent to the server. Due to this, if  $\mathcal{A}_{dv}$  replaced the key with a malicious key, the server would generate a Tracked message for  $\mathcal{A}_{dv}$ ’s key. Then  $\mathcal{A}_{dv}$  would be able to steal and use the Tracked cookie while it would be unusable from the user’s browser. As such the server should only generate Tracked cookies

over HTTPS to ensure the received key was encrypted and thus unmodifiable. Assuming that initialization is done securely, then it does not matter if  $\mathcal{A}_{dv}$  changes the keys in any subsequent requests (at least for existing Tracked cookies) as the server uses the public key in the authenticated Tracked message and not the one received as a header for verification.

## 7 IMPLEMENTATION & EVALUATION


We implement CREAM by extending Chromium version 122.0.6168.0 with an additional 543 lines of C++ code across 31 files. For evaluation, we deploy the prototype on a Ubuntu 20.04 machine running at 3.70 GHz with 32GB of RAM. To test CREAM we implemented two Node.js test servers. One server acted as an HTTPS web application and another acted as a malicious endpoint. The test web application allowed a user to register an account and log in. When logging in, the server generated a session cookie with pertinent cookie attributes for each test. To allow the server to create cookies with BrowserOnly and Tracked attributes, we added them to a fork of the Node.js cookie library. The malicious server acted as a relay for any messages sent by our malicious extensions discussed in section 3.1. Our prototype and test network can be found on our open-source repository [2] while our fork of Node.js’s cookie library can be found in a separate repository [3].

**Remark:** Despite its new security features, CREAM is still compatible with web applications that choose not to leverage these features to protect their cookies (backward compatibility).

### 7.1 Cookie Sizes & Browser Storage

Each attribute requires additional data be stored in the cookie. BrowserOnly is a 1-byte flag, adding one byte to cookies. The Tracked attribute is larger, adding 49 bytes of memory to each cookie. The Tracked message and changelog are implemented as a string and vector, respectively. Both of these classes are 24 bytes long (in a 64-bit architecture). There is also an additional byte required for storing the empty string in memory. Tracked also relies on asymmetric keys. CREAM uses Chromium’s built-in Elliptic Curve cryptography which uses the NIST P-256 curve [78]. As such, each private key is 256 bits long.

In Tracked cookies, the Tracked message and each log entry contribute to their overall size and depend on server-defined attributes, i.e., the cookie’s name, value, domain, and path. Prior work found the average length of a cookie’s name-value pair to be 37 characters long [18] and the average length of domain names to be about 14 characters [12]. We use these averages and the default path of “/” in our analysis. Assuming the worst case where every attribute of a cookie changes, all attributes would need to be included in the changelog entry. To minimize the size of these entries we log the changes in an encoded format (i.e. “SameSite: Strict” becomes “SS: 2”). As such, this scenario would result in a 108-byte entry and a total added memory cost of 132 bytes, when accounting for the string object itself. In most cases, however, we expect fewer attributes to change, leading to lower entry sizes. The size of the Tracked message varies depending on how the server uses it. At their core, these messages include the cookie’s name, value, and the browser’s public key. In our experiments, the public key was 91 bytes long resulting in a 344-byte-long encrypted string.



**Figure 5: (a) Latency of different cookie types; (b) Latency of Tracked reports for varied number of log entries and cookies.**

Each attribute is added to the Set-Cookie header to set that attribute in the cookie. The BrowserOnly attribute is the 11-byte string “BrowserOnly” whereas Tracked includes both “Tracked=” and the Tracked message, adding 352 bytes to the header. This is still well within Chromium’s cookie attribute range of 1KB [8]. Tracked cookies also require a public key and a signed report to be attached to network requests. The public key adds 97 bytes (including the header name) to the request. The attached report contains the sub-report of each Tracked cookie, a timestamp, and a signature. A cookie’s sub-report contains its changelog, current settings, and Tracked message. The current settings are represented by a 108-byte string. The size of the changelog depends on the size and number of entries. Assuming a single worst-case entry as before, the cookies sub-report is 602 bytes long (including labels and other formatting). When converted to a string, the timestamp is 15 characters long. Similarly, the signature is 256 bytes large. Altogether the report would be 880 bytes long, though this varies on the number of cookies and changelog entries that must be added. As such we discuss potential size reductions in Appendix C.

## 7.2 Operation Run-Times

To assess run-time overheads, we measure times to create, get, and set different cookie types (i.e. “Standard” cookies, Tracked, and BrowserOnly) and compare these times to an unmodified Chromium instance (i.e., “Baseline”). Each operation was executed 100,000 times. We report average completion times along with standard deviations in Figure 4. When creating a cookie, we measure times seen from the Network Service, as only the Network Service can create BrowserOnly and Tracked cookies. However, when getting and updating cookies, we measured the time from the Network Service, JS, and Extensions as they can all interact with cookies (except BrowserOnly cookies). When timing extension interactions, we run each operation synchronously to ensure accuracy.

The time taken to access a cookie varies with the accessing location. As the Cookie Monster within the Network Service, accesses from the Network Service are much faster than JS or Extensions, which require IPC. The additional checks imposed by BrowserOnly and Tracked attributes add little overhead to cookie operations. Creating a cookie without either attribute only adds 5  $\mu$ s of run-time. Similarly, getting a regular cookie adds 70  $\mu$ s across all three endpoints. Interestingly, CREAM was faster at updating regular cookies than the baseline. It took 50  $\mu$ s and 271  $\mu$ s less to update a cookie through extensions and the Network Service while it took

an additional 117  $\mu$ s through JS. This is likely due to the other processes simultaneously executing within the browser.

BrowserOnly cookies also present a small overhead, requiring 5, 71, and 5 more  $\mu$ s to be created, retrieved, and updated, respectively. Tracked cookies take an additional 70  $\mu$ s to create and to fetch, except when fetched through extensions, which was 108  $\mu$ s faster than the baseline. Updating Tracked cookies through the Network Service, JS, and Extensions took an additional 21, 887, and 1,170  $\mu$ s, respectively. This increase stems from the updates to the cookie’s changelog. We also test how varying numbers of log entries affect the time to update a Tracked cookie by running another test updating Tracked cookies 10 times each. In the original test, making a single change took 710  $\mu$ s while 10 changes in this new test took 7,327  $\mu$ s. This linear increase indicates that previous log entries do not impact the update time of subsequent entries.

## 7.3 Server-Side

BrowserOnly attribute simply defines how cookies can be accessed. Thus cookies with this attribute require no additional processing on the server. Tracked cookies, on the other hand, require changes to how a server creates and parses cookies. When creating a Tracked cookie, the server must encrypt the Tracked message, possibly slowing down a server’s response time. However, using AES-256-CBC, we found the average time to encrypt to be only 12  $\mu$ s. Tracked cookies also introduce new server-side checks to ensure the report and cookie are valid. While the report verification is always the same, cookie validation depends on the server’s policy. In our experiments, we checked that the changelog was empty and the cookies settings matched an expected configuration. These checks added 1,357  $\mu$ s to the server-side request processing time.

## 7.4 Latency

We also measure the time taken to build and parse requests and responses with different cookies. When calculating the overhead we only timed how long it took the `URLRequestHttpJob` to handle the message as we only changed this portion of the network stack. Timing this portion in isolation helps reduce noise caused by the rest of the Network Service. Unlike the previous tests, timing the network behavior required fully reloading the test page for each sample. Due to this, we only gathered 10,000 samples to calculate the average in these experiments (depicted in Figure 5(a)).

The only change made to parsing network responses is that BrowserOnly cookies must be stripped from the headers before extensions see the headers. Despite this, parsing a BrowserOnly cookie only increased the processing time of responses by 1% or 967  $\mu$ s. Interestingly, a Tracked and a standard cookie, which have no changed behavior, saw an increase in runtime of 1.2% and 2.4% (1,380 and 2,200  $\mu$ s) respectively. Building requests have a few more changes, requiring BrowserOnly cookies be withheld until after extensions run, Tracked reports be generated, and the public key be added to the headers. We found that adding a standard cookie to the request took 1.1% longer than the baseline. This equates to 875  $\mu$ s. However, the only additional behavior is adding the key which we found to take 62  $\mu$ s on average. A BrowserOnly cookie had the least additional processing time of 403  $\mu$ s or a 0.5% increase. The Tracked cookie saw the largest increase of 1,375  $\mu$ s or 1.7%. This added overhead of course comes from the report

generation. Due to this, we also timed the report generation itself. These results are shown in Figure 5(b). On average with no changes, we found the report was generated in 292  $\mu$ s. However, a report with a single changeLog entry was faster averaging in at 288  $\mu$ s while changeLogs with ten entries only took 302  $\mu$ s. As such, additional log entries had a minimal overall performance impact. Similarly, when generating reports for five cookies with no changes, we saw an average runtime of 350  $\mu$ s. This increase comes from running the report generation multiple times.

## 8 RELATED WORK

### 8.1 Cookies

Cookies are vital to the modern web. As such, their adoption, usage, and vulnerabilities have been well-studied [17, 61, 73, 89, 91]. Their importance has also led to several attempts to mitigate these vulnerabilities. Prior work introduces additional entities external to the browser to protect session cookies [66, 75, 81]. Often using proxies, these controls store session cookies outside the browser to prevent hijacking [81] or associate them with a companion cookie to mitigate fixation attacks [66]. While effective, external storage only works for cookies that do not need to be accessible from within the browser. Additionally, companion cookies require doubling the number of cookies a website needs. As browsers often limit the number of cookies a single site can make [96], this effectively halves the number of cookies available to a site. Other proposals use extensions to bolster the security of cookies [14, 15, 30]. CookieExt [14] detects session cookies in incoming requests and attaches the Secure and HttpOnly attributes to them. Serene [30] maintains a database of session cookie values and ensures the value of cookies in outbound requests are in the database. As discussed in Section 1, malicious extensions can bypass existing cookie attributes and reattach cookies to requests after other extensions have run. Thus the aforementioned extension-based approaches are effective against malicious JS, but cannot protect against other extensions.

Many controls change cookies themselves [1, 13, 29, 56]. Signed cookies contain a cryptographic signature in the cookie’s value to support integrity-checking [1] and access-control [56]. Origin cookies [13] add a new "Origin" attribute that greatly limits a cookie’s accessibility to only the origin that set it. One-Time Cookies (OTC) [29] generate a unique token per request rather than per session. OTCs are then tied to a request with a MAC and verified with a shared session key. This session key and any other information needed for verification are stored in a session ticket, encrypted by the server’s secret key. These features limit how cookies are accessed, but do not protect against malicious extensions. Signed, Origin, and One-Time cookies can still be stolen by an extension. While OTCs reduce the usability of a stolen cookie to a single request, they are enabled through HTTP headers. Thus, malicious extensions can disable OTCs and force standard session cookies.

Finally, similar to *CREAM*, some approaches implement controls directly in the browser [79, 85, 100]. Origin-Bound Certificates (OBC) [100] use on-demand self-signed certificate generation to allow for mutual authentication when establishing a TLS connection. Servers can then associate data such as cookies with an OBC tying it to a single device. The Token Binding standard [85] built upon OBCs, replacing self-signed certificates with an asymmetric Token Binding key negotiated as part of the TLS handshake. The Token

Binding key and a signature (issued with the corresponding private key) are included in subsequent requests [7]. The Token Binding key is then used as an ID in cookies, tying them to the channel and thus to a specific device. Chrome also very recently proposed Device Bound Session Cookies (DBSC) [79]. DBSC proposes using Trusted Platform Module (TPM) keys to tie cookies to a device (through TPM hardware support). However, rather than using the keys to sign cookies, DBSC creates a cookie-generating endpoint on the server and uses the TPM keys to identify the browser. The server then generates short-lived session cookies for the browser to use normally. When these cookies expire, DBSC uses the established TPM key to re-authenticate with the server and generate new cookies. Similar to the Tracked attribute, these controls prevent cookie theft by tying cookies to a single device. However, none of them addresses malicious extensions. Token Binding attaches both the cookie and Token Binding proof in request headers. As such, both can be stolen by a malicious extension and used to impersonate the user. Similarly, DBSC only shortens the life of session cookies. Thus DBSC session cookies can still be hijacked, just for shorter periods. Furthermore, none of these controls address cookie integrity violations.

### 8.2 Extensions

Given their popularity and access to powerful APIs, several studies have analyzed extensions in terms of which APIs they commonly use, how they impact other controls, and how users understand their impacts [5, 16, 70, 83]. Additionally, prior work investigates privacy threats of extensions, such as tracking users, leaking their interests, and the websites they access [68]. As such many works investigate extension fingerprinting techniques [93, 94] and ways to prevent it [69, 92].

As mentioned in Section 1, extensions can be exploitable yielding extension permissions to *Adv*. Many static analysis techniques and browser modifications have been proposed to help detect/mitigate extension vulnerabilities [62, 74, 95, 109]. Several studies also acknowledge the threat posed by malicious extensions focusing on detection [6, 22, 31, 64, 67, 82, 108] whereas fewer prior attempts aim to prevent malicious extension actions. WebEnclave [104] is an extension that creates an isolated enclave on a website to hide secure elements such as login prompts from other extensions. Similarly, WRIT [102] uses service workers to attach tokens to JS events (i.e. mouse clicks) to verify if they were generated by the user rather than an extension. Picazo-Sanchez et. al. [84] create a browser extension to monitor changes made by each extension, remove them before the next extension runs, and merge and re-add all the changes after all extensions have executed. The latter prevents a malicious extension from abusing execution orders to learn about/tamper with other extensions. These works focus on website interactions rather than broader browser APIs like Cookies and WebRequest.

## 9 CONCLUSION

We proposed *CREAM*: a modification to the web browser’s trust model to protect cookies from malicious extensions. *CREAM* introduces two new cookie attributes: BrowserOnly and Tracked. BrowserOnly prevents cookies from being accessed by extensions and JS outright. Tracked maintains accessibility but ties the cookie

to a single browser, logs all changes made to the cookie, and sends an authenticated report of changes to the server alongside the cookie. This allows the server to detect and refuse stolen and tampered cookies. We provide an open-source prototype of *CREAM* built atop Chromium and evaluate it to show that both the BrowserOnly and Tracked attributes incur little overhead.

## REFERENCES

- [1] [n.d.]. Express Cookie-Parser. <http://expressjs.com/en/resources/middleware/cookie-parser.html>
- [2] 2024. CREAM source code. [https://github.com/Anonymous642/Cookies\\_and\\_CREAM](https://github.com/Anonymous642/Cookies_and_CREAM).
- [3] 2024. CREAM's fork of the Node.js cookie library. [https://github.com/Anonymous642/CREAM\\_node\\_fork](https://github.com/Anonymous642/CREAM_node_fork).
- [4] Ayush Agarwal, Sioli O'Connell, Jason Kim, Shaked Yehezkel, Daniel Genkin, Eyal Ronen, and Yuval Yarom. 2022. Spook.js: Attacking Chrome strict site isolation via speculative execution. In *2022 IEEE Symposium on Security and Privacy (SP)*. IEEE, 699–715.
- [5] Shubham Agarwal. 2022. Helping or Hindering? How Browser Extensions Undermine Security. In *Proceedings of the 2022 ACM SIGSAC Conference on Computer and Communications Security*. 23–37.
- [6] Anupama Aggarwal, Bimal Viswanath, Liang Zhang, Saravana Kumar, Ayush Shah, and Ponnurangam Kumaraguru. 2018. I spy with my little eye: Analysis and detection of spying browser extensions. In *2018 IEEE European Symposium on Security and Privacy (EuroS&P)*. IEEE, 47–61.
- [7] V Anupam and A Popov. [n.d.]. The token binding protocol. <https://www.ietf.org/proceedings/91/slides/slides-91-uta-2.pdf>
- [8] awillia. 2021. Cookie size limits. <https://chromestatus.com/feature/4946713618939904>
- [9] Adam Barth. 2011. HTTP State Management Mechanism. RFC 6265. <https://doi.org/10.17487/RFC6265>
- [10] Adam Barth, Adrienne Porter Felt, Prateek Saxena, and Aaron Boodman. 2010. Protecting browsers from extension vulnerabilities. (2010).
- [11] Adam Barth, Collin Jackson, Charles Reis, TGC Team, et al. 2008. The security architecture of the chromium browser. In *Technical report*. Stanford University.
- [12] Nick Berry. 2012. Domain Name Analysis. <https://datagenetics.com/blog/march22012/>
- [13] Andrew Bortz, Adam Barth, and Alexei Czeskis. 2011. Origin cookies: Session integrity for web applications. *Web 2.0 Security and Privacy (W2SP)* (2011).
- [14] Michele Bugliesi, Stefano Calzavara, Riccardo Focardi, and Wilayat Khan. 2015. CookiExt: Patching the browser against session hijacking attacks. *Journal of Computer Security* 23, 4 (2015), 509–537.
- [15] Michele Bugliesi, Stefano Calzavara, Riccardo Focardi, Wilayat Khan, and Mauro Tempesta. 2014. Provably sound browser-based enforcement of web session integrity. In *2014 IEEE 27th Computer Security Foundations Symposium*. IEEE, 366–380.
- [16] Duc Bui, Brian Tang, and Kang G Shin. 2023. Detection of inconsistencies in privacy practices of browser extensions. In *2023 IEEE Symposium on Security and Privacy (SP)*. IEEE, 2780–2798.
- [17] Aaron Cahn, Scott Alfeld, Paul Barford, and Shanmugavelayutham Muthukrishnan. 2016. An empirical study of web cookies. In *Proceedings of the 25th international conference on world wide web*. 891–901.
- [18] Paul Calvano. 2020. An analysis of cookie sizes on the web. <https://paulcalvano.com/2020-07-13-an-analysis-of-cookie-sizes-on-the-web/>
- [19] Stefano Calzavara, Riccardo Focardi, Marco Squarcina, and Mauro Tempesta. 2017. Surviving the web: A journey into web session security. *ACM Computing Surveys (CSUR)* 50, 1 (2017), 1–34.
- [20] Nicholas Carlini, Adrienne Porter Felt, and David A Wagner. 2012. An Evaluation of the Google Chrome Extension Security Architecture.. In *USENIX Security Symposium*. 97–111.
- [21] Jianjun Chen, Jian Jiang, Hai-Xin Duan, Tao Wan, Shuo Chen, Vern Paxson, and Min Yang. 2018. We Still Don't Have Secure Cross-Domain Requests: an Empirical Study of CORS.. In *USENIX Security Symposium*. 1079–1093.
- [22] Quan Chen and Alexandros Kapravelos. 2018. Mystique: Uncovering information leakage from browser extensions. In *Proceedings of the 2018 ACM SIGSAC Conference on Computer and Communications Security*. 1687–1700.
- [23] MDN Contributors. 2023. Browser extensions. <https://developer.mozilla.org/en-US/docs/Mozilla/Add-ons/WebExtensions>
- [24] MDN Contributors. 2024. Cookie Store API. [https://developer.mozilla.org/en-US/docs/Web/API/Cookie\\_Store\\_API](https://developer.mozilla.org/en-US/docs/Web/API/Cookie_Store_API)
- [25] MDN Contributors. 2024. DeclarativeNetRequest.modifyheaderinfo. <https://developer.mozilla.org/en-US/docs/Mozilla/Add-ons/WebExtensions/API/declarativeNetRequest/ModifyHeaderInfo>
- [26] MDN Contributors. 2024. Document: cookie property. <https://developer.mozilla.org/en-US/docs/Web/API/Document/cookie>
- [27] MDN Contributors. 2024. Set-Cookie. <https://developer.mozilla.org/en-US/docs/Web/HTTP/Headers/Set-Cookie>
- [28] MDN Contributors. 2024. Using HTTP cookies. <https://developer.mozilla.org/en-US/docs/Web/HTTP/Cookies#security>
- [29] Italo Dacosta, Saurabh Chakradeo, Mustaque Ahamad, and Patrick Traynor. 2012. One-time cookies: Preventing session hijacking attacks with stateless authentication tokens. *ACM Transactions on Internet Technology (TOIT)* 12, 1 (2012), 1–24.
- [30] Philippe De Ryck, Nick Nikiforakis, Lieven Desmet, Frank Piessens, and Wouter Joosen. 2012. Serene: Self-reliant client-side protection against session fixation. In *Distributed Applications and Interoperable Systems: 12th IFIP WG 6.1 International Conference, DAIS 2012, Stockholm, Sweden, June 13-16, 2012. Proceedings 12*. Springer, 59–72.
- [31] Louis F DeKoven, Stefan Savage, Geoffrey M Voelker, and Nektarios Leontiadis. 2017. Malicious browser extensions at scale: Bridging the observability gap between web site and browser. In *10th USENIX Workshop on Cyber Security Experimentation and Test (CSET 17)*.
- [32] Chromium Developers. 2011. Chromium. <https://www.chromium.org/Home/>
- [33] Chromium Developers. 2012. Cookies. <https://source.chromium.org/chromium/chromium/src/+main:net/cookies/>
- [34] Chromium Developers. 2012. Cross-origin network requests. <https://developer.chrome.com/docs/extensions/develop/concepts/network-requests>
- [35] Chrome Developers. 2012. Match patterns. <https://developer.chrome.com/docs/extensions/develop/concepts/match-patterns>
- [36] Chrome Developers. 2012. What are Chrome Apps? <https://developer.chrome.com/docs/apps/overview>
- [37] Chrome Developers. 2012. What are themes? <https://developer.chrome.com/docs/extensions/develop/ui/themes>
- [38] Chromium Developers. 2017. Network Service. <https://chromium.googlesource.com/chromium/src/+HEAD/services/network/README.md>
- [39] Chromium Developers. 2017. Sandbox. <https://chromium.googlesource.com/chromium/src/+HEAD/docs/design/sandbox.md>
- [40] Chromium Developers. 2020. Cookies. [https://chromium.googlesource.com/chromium/src/+HEAD/net/cookies/README.md#Main-interfaces-for-finding\\_setting\\_deleting\\_and-observing-cookies](https://chromium.googlesource.com/chromium/src/+HEAD/net/cookies/README.md#Main-interfaces-for-finding_setting_deleting_and-observing-cookies)
- [41] Chromium Developers. 2021. <https://www.chromium.org/servicification/>
- [42] Chrome Developers. 2021. Chrome Web Store Review process. <https://developer.chrome.com/docs/webstore/review-process>
- [43] Chromium Developers. 2021. CookieMonster. <https://www.chromium.org/developers/design-documents/network-stack/cookiemonster/>
- [44] Chromium Developers. 2021. Multi-process Architecture. <https://www.chromium.org/developers/design-documents/multi-process-architecture/>
- [45] Chrome Developers. 2022. Hello world extension. <https://developer.chrome.com/docs/extensions/get-started/tutorial/hello-world>
- [46] Chromium Developers. 2022. Process Model and Site Isolation. [https://chromium.googlesource.com/chromium/src/+main/docs/process\\_model\\_and\\_site\\_isolation.md](https://chromium.googlesource.com/chromium/src/+main/docs/process_model_and_site_isolation.md)
- [47] Chrome Developers. 2023. Cookies having independent partitioned state (chips). <https://developers.google.com/privacy-sandbox/3pcd/chips>
- [48] Chrome Developers. 2024. Apps. <https://developer.chrome.com/docs/apps>
- [49] Chrome Developers. 2024. Chrome Sitemap. <https://chrome.google.com/webstore/sitemap>
- [50] Chrome Developers. 2024. Chrome Web Store. <https://chromewebstore.google.com/>
- [51] Chromium Developers. 2024. chrome.cookies. <https://developer.chrome.com/docs/extensions/reference/api/cookies>
- [52] Chrome Developers. 2024. Chrome.declarativeNetRequest. <https://developer.chrome.com/docs/extensions/reference/api/declarativeNetRequest#description>
- [53] Chrome Developers. 2024. Chrome.webRequest. <https://developer.chrome.com/docs/extensions/reference/api/webRequest>
- [54] Chrome Developers. 2024. Get started. <https://developer.chrome.com/docs/extensions/get-started>
- [55] Chrome Developers. 2024. Permission warning guidelines. <https://developer.chrome.com/docs/extensions/develop/concepts/permission-warnings>
- [56] Chrome Developers. 2024. Using Signed Cookies. <https://cloud.google.com/cdn/docs/using-signed-cookies>
- [57] Firefox Developers. 2021. Process Model. [https://firefox-source-docs.mozilla.org/dom/ipc/process\\_model.html](https://firefox-source-docs.mozilla.org/dom/ipc/process_model.html)
- [58] Firefox Developers. 2022. Gecko Processes. <https://firefox-source-docs.mozilla.org/ipc/processes.html>
- [59] Firefox Developers. 2024. <https://addons.mozilla.org/en-US/firefox/>
- [60] Firefox Developers. 2024. Firefox Sitemap. <https://addons.mozilla.org/sitemap.xml>
- [61] Kostas Drakonakis, Sotiris Ioannidis, and Jason Polakis. 2020. The cookie hunter: Automated black-box auditing for web authentication and authorization flaws. In *Proceedings of the 2020 ACM SIGSAC Conference on Computer and Communications Security*. 1953–1970.

- [62] Aurore Fass, Dolière Francis Somé, Michael Backes, and Ben Stock. 2021. Double: Statically detecting vulnerable data flows in browser extensions at scale. In *Proceedings of the 2021 ACM SIGSAC Conference on Computer and Communications Security*. 1789–1804.
- [63] Grammarly. 2024. Grammarly: Ai writing and grammar checker app. <https://chromewebstore.google.com/detail/grammarly-ai-writing-and-kbfncbaepbcoakpccpgfkobkgghlen>
- [64] Nav Jagpal, Eric Dingle, Jean-Philippe Gravel, Panayiotis Mavrommatis, Niels Provos, Moheeb Abu Rajab, and Kurt Thomas. 2015. Trends and lessons from three years fighting malicious extensions. In *24th USENIX Security Symposium (USENIX Security 15)*. 579–593.
- [65] Randell Jesup. 2017. <https://mozilla.github.io/firefox-browser-architecture/text/0012-process-isolation-in-firefox.html>
- [66] Martin Johns, Bastian Braun, Michael Schrank, and Joachim Posegga. 2011. Reliable protection against session fixation attacks. In *Proceedings of the 2011 ACM Symposium on Applied Computing*. 1531–1537.
- [67] Alexandros Kapravelos, Chris Grier, Neha Chachra, Christopher Kruegel, Giovanni Vigna, and Vern Paxson. 2014. Hulk: Eliciting malicious behavior in browser extensions. In *23rd USENIX Security Symposium (USENIX Security 14)*. 641–654.
- [68] Soroush Karami, Panagiotis Ilia, Konstantinos Solomos, and Jason Polakis. 2020. Carnus: Exploring the Privacy Threats of Browser Extension Fingerprinting. In *In Proceedings of the 27th Network and Distributed System Security Symposium (NDSS)*.
- [69] Soroush Karami, Faezeh Kalantari, Mehrnoosh Zaeifi, Xavier J Maso, Erik Trickle, Panagiotis Ilia, Yan Shoshitaishvili, Adam Doupe, and Jason Polakis. 2022. Unleash the simulacrum: shifting browser realities for robust {Extension-Fingerprinting} prevention. In *31st USENIX Security Symposium (USENIX Security 22)*. 735–752.
- [70] Ankit Kariryaa, Gian-Luca Savino, Carolin Stellmacher, and Johannes Schöning. 2021. Understanding users’ knowledge about the privacy and security of browser extensions. In *seventeenth symposium on usable privacy and security (SOUPS 2021)*. 99–118.
- [71] Jamila Kaya and Jacob Rickerd. 2020. Security researchers partner with chrome to take down browser extension fraud network affecting millions of users. <https://duo.com/labs/research/crxavator-malvertising-2020>
- [72] Philipp Kewisch et al. 2024. Add-on policies. <https://extensionworkshop.com/documentation/publish/add-on-policies/>
- [73] Soheil Khodayari and Giancarlo Pellegrino. 2022. The State of the SameSite: Studying the Usage, Effectiveness, and Adequacy of SameSite Cookies. In *2022 IEEE Symposium on Security and Privacy (SP)*. IEEE, 1590–1607.
- [74] Young Min Kim and Byoungyoung Lee. 2023. Extending a hand to attackers: browser privilege escalation attacks via extensions. In *32nd USENIX Security Symposium (USENIX Security 23)*. 7055–7071.
- [75] Engin Kirda, Christopher Kruegel, Giovanni Vigna, and Nenad Jovanovic. 2006. Noxes: a client-side solution for mitigating cross-site scripting attacks. In *Proceedings of the 2006 ACM symposium on Applied computing*. 330–337.
- [76] David Li. 2023. Resuming the transition to manifest V3. <https://developer.chrome.com/blog/resuming-the-transition-to-mv3>
- [77] Jungwon Lim, Yonghui Jin, Mansour Alharthi, Xiaokuan Zhang, Jinho Jung, Rajat Gupta, Kuilin Li, Daehye Jang, and Taesoo Kim. 2021. SOK: On the Analysis of Web Browser Security. *arXiv preprint arXiv:2112.15561* (2021).
- [78] Matt M. 2011. `ec_private_key.h`. [https://source.chromium.org/chromium/chromium/src/+main:crypto/ec\\_private\\_key.h](https://source.chromium.org/chromium/chromium/src/+main:crypto/ec_private_key.h)
- [79] Kristian Monsen and Arnar Brigissson. 2024. WICG/dbsc. <https://github.com/WICG/dbsc/tree/main>
- [80] Kev Needham. 2015. The future of developing firefox add-ons. <https://blog.mozilla.org/addons/2015/08/21/the-future-of-developing-firefox-add-ons/>
- [81] Nick Nikiforakis, Wannes Meert, Yves Younan, Martin Johns, and Wouter Joosen. 2011. SessionShield: Lightweight protection against session hijacking. In *Engineering Secure Software and Systems: Third International Symposium, ESSoS 2011, Madrid, Spain, February 9–10, 2011. Proceedings 3*. Springer, 87–100.
- [82] Nikolaos Pantelaios, Nick Nikiforakis, and Alexandros Kapravelos. 2020. You’ve changed: Detecting malicious browser extensions through their update deltas. In *Proceedings of the 2020 ACM SIGSAC conference on computer and communications security*. 477–491.
- [83] Pablo Picazo-Sanchez, Lara Ortiz-Martin, Gerardo Schneider, and Andrei Sabelfeld. 2022. Are chrome extensions compliant with the spirit of least privilege? *International Journal of Information Security* 21, 6 (2022), 1283–1297.
- [84] Pablo Picazo-Sanchez, Juan Tapiador, and Gerardo Schneider. 2020. After you, please: browser extensions order attacks and countermeasures. *International Journal of Information Security* 19 (2020), 623–638.
- [85] Andrei Popov, Magnus Nyström, Dirk Balfanz, Adam Langley, and Jeff Hodges. 2018. The Token Binding Protocol Version 1.0. RFC 8471. <https://doi.org/10.17487/RFC8471>
- [86] Charlie Reis and Alex Moshchuk. 2021. Protecting more with site isolation. <https://security.googleblog.com/2021/07/protecting-more-with-site-isolation.html>
- [87] Charles Reis, Alexander Moshchuk, and Nasko Oskov. 2019. Site isolation: Process separation for web sites within the browser. (2019).
- [88] Sebastian Roth, Stefano Calzavara, Moritz Wilhelm, Alvise Rabitti, and Ben Stock. 2022. The Security Lottery: Measuring {Client-Side} Web Security Inconsistencies. In *31st USENIX Security Symposium (USENIX Security 22)*. 2047–2064.
- [89] Iskander Sanchez-Rola, Matteo Dell’Amico, Davide Balzarotti, Pierre-Antoine Vervier, and Leyla Bilge. 2021. Journey to the center of the cookie ecosystem: Unraveling actors’ roles and relationships. In *2021 IEEE Symposium on Security and Privacy (SP)*. IEEE, 1990–2004.
- [90] Juha-Matti Santala. 2022. Extensions button and how to handle permissions in Manifest V3. <https://blog.mozilla.org/addons/2022/11/17/unified-extensions-button-and-how-to-handle-permissions-in-manifest-v3/>
- [91] Suphannee Sivakorn, Iasonas Polakis, and Angelos D Keromytis. 2016. The cracked cookie jar: HTTP cookie hijacking and the exposure of private information. In *2016 IEEE Symposium on Security and Privacy (SP)*. IEEE, 724–742.
- [92] Alexander Sjösten, Steven Van Acker, Pablo Picazo-Sanchez, and Andrei Sabelfeld. 2019. Latex Gloves: Protecting Browser Extensions from Probing and Revelation Attacks. In *NDSS*.
- [93] Konstantinos Solomos, Panagiotis Ilia, Soroush Karami, Nick Nikiforakis, and Jason Polakis. 2022. The dangers of human touch: fingerprinting browser extensions through user actions. In *31st USENIX Security Symposium (USENIX Security 22)*. 717–733.
- [94] Konstantinos Solomos, Panagiotis Ilia, Nick Nikiforakis, and Jason Polakis. 2022. Escaping the confines of time: Continuous browser extension fingerprinting through ephemeral modifications. In *Proceedings of the 2022 ACM SIGSAC Conference on Computer and Communications Security*. 2675–2688.
- [95] Dolière Francis Somé. 2019. EmPoWeb: empowering web applications with browser extensions. In *2019 IEEE Symposium on Security and Privacy (SP)*. IEEE, 227–245.
- [96] Marco Squarcina, Pedro Adão, Lorenzo Veronese, and Matteo Maffei. 2023. Cookie crumbles: breaking and fixing web session integrity. In *32nd USENIX Security Symposium (USENIX Security 23)*. 5539–5556.
- [97] Marco Squarcina, Mauro Tempesta, Lorenzo Veronese, Stefano Calzavara, and Matteo Maffei. 2021. Can I Take Your Subdomain? Exploring Same-Site Attacks in the Modern Web. In *USENIX Security Symposium*. 2917–2934.
- [98] Brandon Stewart. 2022. Introduction to WebKit. <https://docs.webkit.org/Getting%20Started/Introduction.html>
- [99] Edward Sullivan. 2024. Manifest V3 & Manifest V2 (March 2024 update). <https://blog.mozilla.org/addons/2024/03/13/manifest-v3-manifest-v2-march-2024-update/>
- [100] Shuo Tang, Nathan Dautenhahn, and Samuel T King. 2011. Fortifying web-based applications automatically. In *Proceedings of the 18th ACM conference on Computer and communications security*. 615–626.
- [101] Bill Toulas. 2023. Fake VPN chrome extensions force-installed 1.5 million times. <https://www.bleepingcomputer.com/news/security/fake-vpn-chrome-extensions-force-installed-15-million-times/>
- [102] Giorgos Vasiladias, Apostolos Karamelas, Alexandros Shevtsov, Panagiotis Papadopoulos, Sotiris Ioannidis, and Alexandros Kapravelos. 2023. WRIT: Web Request Integrity and Attestation against Malicious Browser Extensions. *IEEE Transactions on Dependable and Secure Computing* (2023).
- [103] James Wagner. 2018. Trustworthy chrome extensions, by default. <https://blog.chromium.org/2018/10/trustworthy-chrome-extensions-by-default.html>
- [104] Xinyu Wang, Yuefeng Du, Cong Wang, Qian Wang, and Liming Fang. 2021. Webenclave: protect web secrets from browser extensions with software enclave. *IEEE Transactions on Dependable and Secure Computing* 19, 5 (2021), 3055–3070.
- [105] Rob Wu. 2022. Manifest V3 in Firefox: Recap & next steps. <https://blog.mozilla.org/addons/2022/05/18/manifest-v3-in-firefox-recap-next-steps/>
- [106] Rob Wu. 2023. <https://robwu.nl/crxviewer/>
- [107] Wulf et al. 2024. Updating your extension. <https://extensionworkshop.com/documentation/manage/updating-your-extension/>
- [108] Xinyu Xing, Wei Meng, Byoungyoung Lee, Udi Weinsberg, Anmol Sheth, Roberto Perdisci, and Wenke Lee. 2015. Understanding malvertising through ad-injecting browser extensions. In *Proceedings of the 24th international conference on world wide web*. 1286–1295.
- [109] Jianjia Yu, Song Li, Junmin Zhu, and Yinzi Cao. 2023. CoCo: Efficient Browser Extension Vulnerability Detection via Coverage-guided, Concurrent Abstract Interpretation. In *Proceedings of the 2023 ACM SIGSAC Conference on Computer and Communications Security*. 2441–2455.
- [110] Matt Zeunert. 2021. chrome-extension-list. <https://github.com/DebugBear/chrome-extension-list/tree/master>

## APPENDIX

### A SCRAPING BROWSER EXTENSIONS

To analyze Chrome’s and Firefox’s extensions we performed a series of iterative scrapes. First, we manually scraped both the Chrome



Web Store and AMO, collecting each extension’s name, user count, and URL. Both repositories divide extensions into several overlapping categories. For each category, the Firefox AMO displayed all matching extensions over a series of search result webpages. From this, we pulled an initial set of 35,098 Firefox extensions. Scraping the Chrome Web Store was more difficult. While still divided into categories, these results were loaded dynamically and required the user to continually press “load more” at the bottom of the results page. However, after 50 presses (attempting to display the 51st results page), the webpage would refresh and revert to the initial set of results. Due to this, it was impossible to scrape all Chrome extensions from the search results as we did with the AMO. Instead, we used JS to grab as many extensions as possible from each category and build an initial list of 30,473 extension URLs. Then while scraping the name and user count from each URL, we also pulled the URLs included in the related extensions portion of the page. If any of these related URLs were unseen we added them to scrape. When finished, we had found 69,203 Chrome extensions.

This number was low in comparison to prior work. Between 2018 and 2022, several sources found the Chrome Web Store to contain around 130,000 extensions [5, 16, 83] while Chrome reported having over 180,000 extensions [103]. Chrome’s larger estimate likely included both Themes and Chrome Apps in their total. Due to this discrepancy, we began to look for a prior scrape and found one performed in 2021 with 130,445 extension URLs [110]. Comparing our results to this prior scrape, we identified 90,152 unseen URLs however only 20,877 of these extensions still existed. Despite increasing our total Chrome extensions to 90,080, this was still low. Another work on extension privacy inconsistencies used sitemaps to discover Chrome extensions [16]. Using this sitemap [49], we found 172,386 extensions (as discussed in Section 3.2) with 84,460 being previously unseen. From these URLs, we found 33,730 new extensions. After combining and cleaning all results, we had 122,951 extensions which was on par with prior values. Interestingly 2,151 extensions discovered in earlier scrapes did not appear on the sitemap suggesting they had been removed from the Web Store. We also re-scraped Firefox’s AMO using its sitemap [60]. From this, we found the 533,768 extensions and 22 Android variants discussed previously. Despite 499,841 of the URLs being previously unseen, only 3,733 were extensions while the remainder were Themes. Similar to Chrome, 1,170 of our previously identified extensions were not in the sitemap and were likely removed from the AMO between the two scrapes.

With our dataset of 215,941 extensions (including Chrome Apps and Android variants), we used an online extension viewer [106] to access each extension’s manifest. This process required entering each extension’s URL, opening them, selecting their manifest.json, saving the file, and closing the extension. Along with this, we had to wait after opening and closing the extension as well as selecting the manifest to allow the website to load. As such, spread over 10 threads, our initial scrape of manifests took about 36 hours. However, after each scrape, we reran the process on all URLs which resulted in an error with more time between each action. These iterations provided more time for larger extensions to load.

## B CHROME APPS & ANDROID ANALYSIS

As discussed in Section 3.2, we discovered 16,380 Chrome Apps and 22 Firefox for Android extensions. From this, we pulled 12,156 Apps

and 22 Android manifests and analyzed them for their version, host permissions, and to see if they have access to cookies. A summary of our findings can be found in Table 4.

Nearly all manifests analyzed (99.5%) were written using manifest V2. This is likely due to a lack of incentive to change formats as Firefox currently has no plans to deprecate the format and Chrome Apps will be fully deprecated in 2025 [36]. Looking at host permissions, only 4.3% of manifests declared broad host permissions. However, most Android extensions (81.8%) had “<all\_urls>” permissions. Only 4.1% of Chrome Apps had any broad host permissions. This lack of permission may be due to Chrome Apps performing more like native applications thus running more locally rather than needing to access many websites.

We saw similar low numbers concerning access to cookies. Only 17 manifests (0.1%) had the Cookies permission. Similarly, only 41 (0.3%) used the WebRequest API with 26 (0.2%) also having access to the WebRequestBlocking permission. While low, 63.6% of Android extensions had the WebRequest permission, and all but one of these also declared the WebRequestBlocking permission. Despite this, manifests with the Cookies, WebRequest, and WebRequestBlocking API affected a combined 2,245,591, 14,699,240, and 13,622,263 users respectively. No manifest declared the DeclarativeNetRequest permission. We further analyzed which manifests that could access cookies also had “<all\_urls>” host permissions. Table 5 summarizes these findings. Both Android extensions with the Cookies permission could access all cookies in the browser. This was less common in Chrome Apps with only 20% of those with Cookies permissions able to access all cookies. 92.9% of Android extensions and 48.1% of Chrome Apps with WebRequest permissions can see all traffic in the browser. Similarly, all of these Android extensions and 60% of these Chrome Apps also declare the WebRequestBlocking permission.

## C ADDITIONAL DISCUSSION & LIMITATIONS

**Reduced Memory Overhead:** As mentioned in Section 7.1, both the Tracked changelog and report can grow rapidly for cookies with frequent changes. Thus one direction for future work is to minimize the size of these values. There are several ways this reduction may be achieved. In our design, both the Tracked log entries and message are C++ string objects. These objects add 24 bytes of overhead to each cookie and each changelog entry. Thus switching to another representation such as a basic character pointer could help reduce some of the storage overhead. Similarly, we already encode the changelog entries and current settings to minimize their size. However, as they are both strings it may be possible to use other string compression algorithms to reduce their size further. Finally, it may be possible to reduce which attributes are logged. Some attributes such as HttpOnly prevent cookies from being stolen, but a stolen Tracked cookie cannot be used outside the user’s browser. As such it may not be necessary to log changes made to these attributes.

Several possible server-side changes could also reduce the memory overhead of Tracked cookies. Each Tracked cookie’s message contains an encrypted copy of the browser’s public key for the domain. However all Tracked cookies for the same domain share

Browser	Manifest-Version		Host Permissions			APIs		
	V2	V3	<all_urls>	https://*/*	http://*/*	Cookies	WebRequest	WebRequestBlocking
Android	20	2	18	0	0	2	14	13
Chrome Apps	12094	62	455	11	38	15	27	13

**Table 4: Breakdown of manifest versioning, host permissions, and access to cookies**

Browser	Cookies	WebRequest	WebRequestBlocking
Android	2	13	13
Chrome Apps	3	13	8

**Table 5: Breakdown of manifests with access to cookies and "<all\_urls>" permissions**

the same asymmetric key pair. Thus it may be possible to store the encrypted key in a subset of cookies that cover all possible requests. This would reduce the Tracked message and report size of many Tracked cookies as they would no longer need to store a duplicate encrypted key. Further, if the server stored the browser’s public key itself (similar to proposals like DBSC [79]) there would be no need for the Tracked message at all. However, this would trade browser overhead for server overhead. Finally, it may be possible to create a new server endpoint (also similar to DBSC) to receive Tracked reports. This would move the reports from a header and

into the request body which has fewer size limitations. However, all of these changes would require increased server-side support.

**Further Extension Analysis:** During our initial analysis of extensions, we specifically looked for which extensions could access cookies. However, during the process, we noted some other interesting results. During the initial scrape, we identified several nearly identical extensions. These extensions had identical names, highly similar descriptions, and assets, and the majority of their code was the same. However, it is unclear why some many duplicates exist and how they differ. Similarly, while Chrome and Firefox both support the WebExtension APIs they do not always share the same implementation. Despite this many extensions work across browsers. Due to these observations, another interesting direction for future work is further analysis of these extensions to determine how they differ from each other, across browsers, and what effect this may have on the security of the browser.