

A Correlation-induced Finite Difference Estimator

Guo Liang^{*1}, Guangwu Liu^{†2}, and Kun Zhang^{‡1}

¹Institute of Statistics and Big Data

Renmin University of China

Beijing, China

²Department of Management Sciences

City University of Hong Kong

Tat Chee Avenue, Kowloon, Hong Kong, China

Abstract

Finite difference (FD) approximation is a classic approach to stochastic gradient estimation when only noisy function realizations are available. In this paper, we first provide a sample-driven method via the bootstrap technique to estimate the optimal perturbation, and then propose an efficient FD estimator based on correlated samples at the estimated optimal perturbation. Furthermore, theoretical analyses of both the perturbation estimator and the FD estimator reveal that, *surprisingly*, the correlation enables the proposed FD estimator to achieve a reduction in variance and, in some cases, a decrease in bias compared to the traditional optimal FD estimator. Numerical results confirm the efficiency of our estimators and align well with the theory presented, especially in scenarios with small sample sizes. Finally, we apply the estimator to solve derivative-free optimization (DFO) problems, and numerical studies show that DFO problems with 100 dimensions can be effectively solved.

Key words: finite difference; correlation; perturbation; mean squared error; DFO.

*lianguo000221@ruc.edu.cn

†msgw.liu@cityu.edu.hk

‡kunzhang@ruc.edu.cn

1 Introduction

Stochastic gradient estimation is an active field in simulation optimization and machine learning. In realistic scenarios, as the systems become more complex, their closed-form expressions are often unknown, and systems' outputs can only be assessed using their stochastic realizations. Therefore, the derivative information about these systems is typically unavailable, characterizing this scenario as a black-box or zeroth-order model. In such settings, the FD approximation is a classic approach to gradient estimation (Asmussen and Glynn, 2007; L'Ecuyer, 1991; Zazanis and Suri, 1993).

FD approximation finds important applications in operations research and machine learning. A well-known application is sensitivity analysis for stochastic systems, such as queuing systems (Fu, 2015). In queuing systems, it is of interest that the sensitivity analysis for the average system with respect to (w.r.t.) the input parameters, such as ones in the arrival and service time distributions (Li and Lam, 2020; Lam et al., 2023).

Besides applications in sensitivity analysis, other important applications include solving the DFO problem where derivative information is unavailable. In practice, increasingly complex and diverse problems lack gradient information and only offer stochastic realizations of a function. Optimizing these problems has driven the development of DFO (Larson et al., 2019). For example, Google (Golovin et al., 2017) has established a Google-internal service called *Google Vizier* based on DFO methods for optimizing many machine learning methods and complex systems. In recent years, the use of FD estimators as surrogates for gradients in descent algorithms yields valid DFO algorithms, which has gained considerable attention because of the simplicity of building them and their ease of parallelization (Berahas et al., 2019; Shi et al., 2023). In addition, a related research line is the simulation optimization via FD estimators (see, e.g., Fu, 2002), which is originated from Kiefer and Wolfowitz (1952). In this paper, we aim to establish an efficient FD estimator, servicing as a powerful tool for sensitivity analysis, applications in DFO, and so on.

FD methods encompass forward, backward, and central FD (CFD) methods. The primary challenge across all FD methods lies in determining the suitable perturbation. For example, increasing the perturbation simultaneously increases the bias and decreases the variance, making its selection crucial for minimizing the MSE ($= \text{bias}^2 + \text{variance}$). Fox and Glynn (1989) point out that without employing common random numbers (CRNs), the optimal perturbation size of the CFD technique is $cn^{-1/6}$, corresponding to the optimal MSE of order $n^{-2/3}$, where c is a constant, and n is the

number of different pairs in the simulation. Instead, the ideal perturbation size in the forward or backward FD method is $c_1 n^{-1/4}$, and the corresponding optimal MSE order is $n^{-1/2}$. Although the order of the optimal perturbation corresponding to the various FD methods is known, the frontal constants, i.e., c and c_1 , remain elusive.

The constants c and c_1 in particular are notoriously difficult to estimate, due to their reliance on additional model information, such as higher-order derivatives and simulation noises (Li and Lam, 2020). These quantities are typically unknown, and even estimating them is a more challenging task than the gradient estimation itself. Empirical evidence suggests that different constants may lead to substantially different MSEs.

In the vast literature on DFO and simulation optimization, where the FD estimator is used as a surrogate of the gradient, research on how to establish an asymptotically valid estimator of the optimal perturbation, and then the FD estimator itself, is rare. Typically, researchers tend to avoid estimating constants c or c_1 . Instead, in DFO literature, they find upper or lower bounds for higher-order derivatives and construct surrogates for these constants using these bounds (see, e.g., Shi et al., 2023). Meanwhile, in simulation optimization literature, only reasonable convergence rates the perturbation and the FD estimator are guaranteed. Therefore, the former approach results in the FD estimator not converging to the true derivative, while the latter yields a suboptimal FD estimator (see, e.g., Fu, 2015).

In this paper, our aim is to establish an *efficient* FD estimator, in the sense of achieving the optimal convergence rate, sample-saving and practical implementation. Two crucial issues arise. The first is the estimation of constants c or c_1 , which is fundamental for estimating the optimal perturbation. To estimate these constants consistently, the domain knowledge or prior knowledge, e.g., their upper or lower bounds, is insufficient. Therefore, some pilot samples need to be generated, and sample-driven methods should be proposed to estimate the constants based on these samples. However, since the ultimate goal is to obtain an FD estimator rather than a perturbation estimator, the number of pilot samples cannot be large. Thus, it has to be considered how to estimate the constants with relatively few samples. The second issue is establishing an efficient FD estimator. Given the estimators of the constants, the estimator of the optimal perturbation is obtained. A natural approach is to generate samples at the estimated optimal perturbation and average these samples to form the FD estimator. Intuitively, this estimator has the same asymptotic MSE as

the traditional FD estimator. However, this approach is less efficient due to the under-utilization of samples, such as discarding pilot samples not generated at the estimated optimal perturbation. Therefore, effectively reusing these samples is crucial. In this paper, we propose novel methods to address these two issues.

1.1 Main Contributions

Specifically, the main contributions of this paper are as follows:

1. *We propose a sample-driven method to estimate unknown constants and analyze their asymptotic properties.* We estimate the constants primarily by leveraging the functional relationships between the bias and variance of the FD estimator and the perturbation. To achieve this, we propose a sample-driven method that combines the bootstrap technique with these functional relationships. Using pilot samples, we establish the bootstrap bias and variance of the FD estimator, proving that they maintain the functional relationships. Therefore, the constants are estimated based on the bootstrap bias and variance, which further lead to an estimator of the optimal perturbation. In addition, we establish the convergence rate of these estimators, serving as a guideline for generating the pilot samples.

2. *We construct correlated samples at the estimated optimal perturbation to establish an efficient FD estimator and prove its theoretical properties.* We innovatively transform pilot samples to resemble those generated at the estimated optimal perturbation, yielding correlated samples. Using these samples, we establish the efficient FD estimator, which we refer to as the *correlation-induced FD estimator* (Cor-FD). Although the correlation complicates theoretical analyses, it *surprisingly* results in the proposed estimator having a control variate configuration, thereby reducing variance and, in some scenarios, decreasing bias compared to the traditional optimal FD estimator. Notably, the total samples can be used as pilot samples, which leads to the estimator's potential availability even in cases of small sample sizes.

3. *We establish algorithms for the proposed estimator's practical implementation and application in solving DFO problems, demonstrating its practical benefits through numerical experiments.* Theoretical properties provide a guiding framework for practical implementation. Based on this, we propose a detailed algorithm to derive the proposed estimator. Furthermore, we apply the estimator in various numerical examples. Numerical results are consistent with the theoretical analysis,

and illustrate that both the perturbation estimator and the FD estimator perform well compared to other approaches, particularly with small sample sizes. Additionally, by integrating the proposed Cor-FD estimator into a quasi-Newton algorithm, we develop an algorithm to solve DFO problems. This algorithm is compared numerically with some popular algorithms, highlighting the advantages of our algorithm over others.

1.2 Literature Review

In stochastic gradient estimation, there are direct and indirect approaches (Fu, 2015). The former includes infinitesimal perturbation analysis (Ho et al., 1983; Heidelberger et al., 1988), likelihood ratio or score function (Glynn, 1990; Rubinstein, 1986; Reiman and Weiss, 1989), weak differentiation (Heidergott et al., 2006, 2010) and generalized likelihood ratio method (Peng et al., 2018). These gradient estimation methods need to understand the underlying stochastics of the system. However, as systems become increasingly complex, it is often easier to experiment with them than to fully understand them (Golovin et al., 2017). In such cases, indirect approaches, including the FD estimator we study in this paper, are more suitable.

The indirect gradient estimation means that the gradient is estimated solely from noisy function evaluations. These approaches include traditional FD (see, e.g., Chapter 7 in Glasserman, 2013)(Chapter 7 in Asmussen and Glynn, 2007; L’Ecuyer, 1991; Fu, 2015), Gaussian smoothing FD (Nesterov and Spokoiny, 2015), random FD (RFD) (see, e.g., Salimans et al., 2017; Shamir, 2017; Fazel et al., 2018), etc. In these methods, all estimators are established via the average of independent samples, and the crucial aspect is determining the perturbation size (also known as the differencing interval in some literature like Berahas et al. (2019)). Typically, as the perturbation decreases, the variance of the estimator increases while the bias decreases. To select a suitable perturbation for the traditional FD estimator, Fox and Glynn (1989) and Zazanis and Suri (1993) tradeoff its bias and variance by minimizing its MSE, and then provide the optimal orders of the perturbation. However, constants in the perturbation are typically unknown, making the FD estimator optimal only in the sense of convergence rate. In contrast, our work proposes an FD estimator based on correlated samples, which not only achieves the same MSE convergence rate as the optimal traditional FD estimator but also exhibits variance reduction compared to the latter.

Recently, to circumvent the estimation of the optimal perturbation, Lam et al. (2023) propose

minimizing the worst-case asymptotic ratio of the MSE of a proposed estimator to that of the traditional FD estimator w.r.t. model characteristics, including the perturbation. In this framework, a general weighted FD estimator is constructed by introducing a hyperparameter. In contrast, our work attempts to establish an FD estimator by directly estimating the optimal perturbation first.

The closest work to ours is [Li and Lam \(2020\)](#), which suggest a two-stage technique. In the first stage, pilot samples are used to estimate the optimal perturbation; in the second stage, additional samples are generated according to this estimated perturbation to construct an FD estimator. Although this two-stage technique yields an FD estimator with asymptotically optimal MSE, the under-utilization of samples, such as discarding the pilot samples, results in reduced efficiency. In our work, we propose a sample-driven method using the bootstrap technique based on some pilot samples inspired by [Zhang et al. \(2022\)](#) to estimate the optimal perturbation. Then we indicate that all samples for establishing our proposed estimator can be used as pilot samples by transforming them to those at the estimated optimal perturbation. This twice sample-reusing procedure not only enhances the efficiency of samples but also potentially allows our proposed estimator to be practically implemented even with a small sample size.

An important study of FD approximation is its application in stochastic optimization ([Chau and Fu, 2014](#); [Fu, 2015](#)). [Kiefer and Wolfowitz \(1952\)](#) introduce the earliest FD-based stochastic approximation (KW) algorithm, where the step lengths and perturbations must be carefully chosen. To improve the KW algorithm, [Broadie et al. \(2011\)](#) provide a scaled-and-shifted (for the step length and perturbation, respectively) KW algorithm. Recently, [Chen et al. \(2023\)](#) apply this algorithm to solve an optimization problem in a queueing system. In multivariate settings, [Spall \(1992, 1997\)](#) propose the simultaneous perturbation stochastic approximation algorithm. Recently, [Xu and Zheng \(2023\)](#) propose a KW-type algorithm using the RFD estimator for solving multidimensional simulation optimization problems. To ensure the convergence of these algorithms, it is required that the rate of convergence of step lengths to zero must be faster than the increase in the variance of the FD estimator caused by the decrease in perturbations ([Hu and Fu, 2024](#)). Another research line is the so called DFO area [Berahas et al. \(2019\)](#); [Larson et al. \(2019\)](#); [Shi et al. \(2023\)](#), where the step lengths are not required to tend to 0, and the bounded error of the FD estimator is typically assumed, so the algorithms' results only converge to a neighborhood of the optimums. In contrast, the algorithm we establish for solve DFO problems is based on our proposed CFD estimator. This

estimator is similar with that proposed in [Xu and Zheng \(2023\)](#), which is constructed using multiple sample pairs and thus converges to its true as the sample-pair size increases. To avoid digression, we only provide numerical results, rather than theoretical analyses, to demonstrate the algorithm’s good performance, without assuming the convergence of step lengths to zero.

1.3 Organization

The rest of this paper is organized as follows. Section 2 gives some background on using the finite difference approximation for gradient estimation. In Section 3, we propose a sample-driven method, apply it to perturbation estimation, and provide theoretical guarantees for it. Section 4 constructs correlated samples for establishing the efficient FD estimator, and provides theoretical evidence supporting its effectiveness. For practical implementation, a detailed algorithm is proposed in Section 5, and we verify the theoretical results through numerical experiments in Section 6. Section 7 applies our proposed FD estimator to solve DFO problems, followed by conclusions in Section 8. Proofs, discussions and additional results are provided in the appendix.

2 Background

In this section, we introduce the background of the finite difference method for stochastic gradient estimation. More details can be found in [Asmussen and Glynn \(2007\)](#), [Fu \(2006\)](#) and [Glasserman \(2013\)](#). Consider the models that depend on a single parameter θ , where θ varies within some range¹ $\Theta \subset \mathbb{R}$. Denote that $\alpha(\cdot)$ is a performance measure of interest and assume that we can only estimate it by simulation. Within the simulation for any chosen $\theta \in \Theta$, each trail gives an unbiased but noisy estimate of $\alpha(\theta)$, denoted by $Y(\theta)$, i.e., $\alpha(\theta) = \mathbb{E}[Y(\theta)]$. Suppose that we do not use the CRNs, i.e., for $\theta_1 \neq \theta_2 \in \Theta$, $Y(\theta_1)$ and $Y(\theta_2)$ are independent. We would like to estimate the first-order derivative $\alpha'(\theta_0)$, where $\theta_0 \in \Theta$ is the point of interest. To estimate $\alpha'(\theta_0)$, we prefer the CFD method over the forward (backward) finite difference method because compared to the forward (backward) finite difference method, the CFD method yields an improvement in the convergence rate of the bias. It is worth mentioning that the methods in Sections 3 and 4 are seamlessly adapted to the forward (backward) finite difference scheme.

¹When $\Theta \in \mathbb{R}^d, d > 1$, we can repeat the same operation for each direction. Therefore, without loss of generality, we assume $\Theta \in \mathbb{R}$.

The CFD scheme is similar to the definition of the derivative and utilizes the information at the neighboring points on both sides of θ_0 . That is, $\alpha'(\theta)$ is approximated by

$$\tilde{\alpha}'_h(\theta_0) = \frac{\alpha(\theta_0 + h) - \alpha(\theta_0 - h)}{2h}, \quad (1)$$

where h is a perturbation parameter. As h tends to 0, $\tilde{\alpha}'_h(\theta_0)$ tends to $\alpha'(\theta_0)$. Denote

$$\Delta(h) = \frac{Y(\theta_0 + h) - Y(\theta_0 - h)}{2h}. \quad (2)$$

Evidently, $\Delta(h)$ is a noisy estimate of $\alpha'(\theta_0)$ and this estimate is the output of the CFD method.

Specifically, the CFD scheme sets the perturbation parameter $h > 0$. At $\theta_0 + h$, the simulation is repeated independently, and n independently and identically distributed (i.i.d.) observations $\{Y_1(\theta_0 + h), \dots, Y_n(\theta_0 + h)\}$ are obtained. Then, n i.i.d. observations $\{Y_1(\theta_0 - h), \dots, Y_n(\theta_0 - h)\}$ are simulated at $\theta_0 - h$. Using the sample average, we construct a CFD estimator of $\alpha'(\theta_0)$, denoted by

$$\hat{\Delta}_{n,h} = \frac{1}{n} \sum_{i=1}^n \Delta_i(h) = \frac{1}{n} \sum_{i=1}^n \frac{Y_i(\theta_0 + h) - Y_i(\theta_0 - h)}{2h}. \quad (3)$$

For any $i = 1, \dots, n$, $Y_i(\theta_0 + h)$ and $Y_i(\theta_0 - h)$ are the unbiased estimators of $\alpha(\theta_0 + h)$ and $\alpha(\theta_0 - h)$, respectively, so $\Delta_i(h)$ and $\hat{\Delta}_{n,h}$ are both the unbiased estimators of $\tilde{\alpha}'_h(\theta_0)$. Let $Z_i(h)$ denote the zero-mean error associated with $\Delta_i(h)$, and finally let $\bar{Z}_{n,h} = \sum_{i=1}^n Z_i(h)/n$ be the zero-mean error associated with $\hat{\Delta}_{n,h}$. Then,

$$\hat{\Delta}_{n,h} = \tilde{\alpha}'_h(\theta_0) + \bar{Z}_{n,h}. \quad (4)$$

The choice of h is crucial because it controls the quality of $\hat{\Delta}_{n,h}$. If h is too large, the expectation of $\hat{\Delta}_{n,h}$, i.e., $\tilde{\alpha}'_h(\theta_0)$ will be too far from $\alpha'(\theta_0)$. In other words, the bias of $\hat{\Delta}_{n,h}$ will be unacceptable. If h is too small, the variance of $\hat{\Delta}_{n,h}$ will explode due to the location of h in the denominator. To choose a proper h , we should perform a trade-off between the bias and variance of $\hat{\Delta}_{n,h}$. To calculate the bias and variance elaborately, we make the following assumptions.

Assumption 1. $\alpha(\theta)$ is thrice continuously differentiable in a neighborhood of θ_0 and $\alpha^{(3)}(\theta_0) \neq 0$.

Assumption 2. The standard deviation of $Y(\theta)$, denoted by $\sigma(\theta)$, is continuous at θ_0 and positive.

Assumptions 1 and 2 can be found in many other works, such as Glasserman (2013). Under Assumption 1, according to the Taylor expansion, we have

$$\begin{aligned}\alpha(\theta_0 + h) &= \alpha(\theta_0) + \alpha'(\theta_0)h + \frac{\alpha^{(2)}(\theta_0)}{2}h^2 + \frac{\alpha^{(3)}(\theta_0)}{6}h^3 + o(h^3), \\ \alpha(\theta_0 - h) &= \alpha(\theta_0) - \alpha'(\theta_0)h + \frac{\alpha^{(2)}(\theta_0)}{2}h^2 - \frac{\alpha^{(3)}(\theta_0)}{6}h^3 + o(h^3).\end{aligned}$$

Subtraction eliminates $\alpha^{(2)}(\theta_0)$, leaving $\tilde{\alpha}'_h(\theta_0) = \alpha'(\theta_0) + Bh^2 + o(h^2)$, where $B = \alpha^{(3)}(\theta_0)/6$. Therefore, the bias of $\hat{\Delta}_{n,h}$ is

$$\text{Bias} \left[\hat{\Delta}_{n,h} \right] = \mathbb{E}\hat{\Delta}_{n,h} - \alpha'(\theta_0) = \tilde{\alpha}'_h(\theta_0) - \alpha'(\theta_0) = Bh^2 + o(h^2). \quad (5)$$

From (3), the variance of $\hat{\Delta}_{n,h}$ is

$$\text{Var} \left[\hat{\Delta}_{n,h} \right] = \frac{1}{n} \text{Var} \left[\frac{Y(\theta_0 + h) + Y(\theta_0 - h)}{2h} \right] = \frac{\sigma^2(\theta_0 + h) + \sigma^2(\theta_0 - h)}{4nh^2}.$$

Under Assumption 2, we have $\sigma^2(\theta_0 + h) = \sigma^2(\theta_0) + o(1)$ and $\sigma^2(\theta_0 - h) = \sigma^2(\theta_0) + o(1)$. Therefore,

$$\text{Var} \left[\hat{\Delta}_{n,h} \right] = \frac{\sigma^2(\theta_0) + o(1)}{2nh^2}. \quad (6)$$

Then the MSE of $\hat{\Delta}_{n,h}$ is

$$\text{MSE} \left[\hat{\Delta}_{n,h} \right] = \text{Bias}^2 \left[\hat{\Delta}_{n,h} \right] + \text{Var} \left[\hat{\Delta}_{n,h} \right] = (B + o(1))^2 h^4 + \frac{\sigma^2(\theta_0) + o(1)}{2nh^2}. \quad (7)$$

It follows from (7) that h controls a trade-off between the bias and variance, and thus we should choose an appropriate h to minimize the MSE. According to the relationship between the arithmetic average and the geometric average, we get

$$B^2 h^4 + \frac{\sigma^2(\theta_0)}{2nh^2} \geq 3 \left(\frac{B^2 \sigma^4(\theta_0)}{16n^2} \right)^{1/3},$$

where the equality holds if and only if

$$h^* = \left(\frac{\sigma^2(\theta_0)}{4nB^2} \right)^{1/6}. \quad (8)$$

The optimal bias, variance and MSE are thus

$$\begin{cases} \text{Bias}^* = \left(\frac{B\sigma^2(\theta_0)}{4n} \right)^{1/3} + o(n^{-1/3}), \\ \text{Var}^* = \left(\frac{B^2\sigma^4(\theta_0)}{2n^2} \right)^{1/3} + o(n^{-2/3}), \\ \text{MSE}^* = 3 \left(\frac{B^2\sigma^4(\theta_0)}{16n^2} \right)^{1/3} + o(n^{-2/3}). \end{cases} \quad (9)$$

To obtain an optimal $\widehat{\Delta}_{n,h}$, we need to determine the value of h according to (8). Although we know that $h^* = Cn^{-1/6}$ from (8), where $C = (\sigma^2(\theta_0)/(4B^2))^{1/6}$, the constant C is typically unknown. The definition of C indicates that it requires the estimation of some values depending on the model information, such as $\alpha^{(3)}(\theta_0)$ and $\sigma^2(\theta_0)$. However, estimating these values is more challenging than estimating the gradient because it involves the higher-order derivatives of $\alpha(\theta)$. Furthermore, experimental findings indicate that assigning a perturbation with a significant deviation from the true one leads to substantial discrepancies in the MSE of the CFD estimator. These motivate us to explore an approach to address this problem and achieve the optimal MSE.

3 A Sample-driven Method for Perturbation Selection

In this section, we propose a sample-driven method to estimate C , specifically B and $\sigma^2(\theta_0)$. Our inspiration comes from (5) and (6), which demonstrate that $\mathbb{E}\widehat{\Delta}_{n,h}$ and $\text{Var}[\widehat{\Delta}_{n,h}]$ are linear w.r.t. h^2 and $1/h^2$, respectively. If we can accurately calculate $\mathbb{E}\widehat{\Delta}_{n,h}$ and $\text{Var}[\widehat{\Delta}_{n,h}]$ for any given h , then choosing $h_1 \neq h_2$ and solving the system of linear equations

$$\begin{cases} \mathbb{E}\widehat{\Delta}_{n,h_1} - \alpha'(\theta_0) = Bh_1^2 + o(h_1^2), \\ \mathbb{E}\widehat{\Delta}_{n,h_2} - \alpha'(\theta_0) = Bh_2^2 + o(h_2^2), \end{cases} \quad (10)$$

leads to an estimator of B . This estimator is noise-free and its bias tends to 0 as $h_1, h_2 \rightarrow 0$ because the vanish rate of $o(h_1^2)$ and $o(h_2^2)$ is faster than that of h_1^2 and h_2^2 , respectively. Likewise, $\sigma^2(\theta_0)$ can be estimated by $2nh_1^2\text{Var}[\widehat{\Delta}_{n,h_1}]$.

However, $\mathbb{E}\widehat{\Delta}_{n,h}$ and $\text{Var}[\widehat{\Delta}_{n,h}]$ are typically unknown, and estimating them may be as challenging as estimating $\alpha'(\theta_0)$. Therefore, we turn to seek their surrogates. A straightforward approach is to use sample mean and variance, respectively. That is, we generate several sample versions of $\widehat{\Delta}_{n,h}$, denoted by $\{\widehat{\Delta}_{n,h}(l), l = 1, 2, \dots, p\}$, and then use their sample mean and variance as the surrogates of $\mathbb{E}\widehat{\Delta}_{n,h}$ and $\text{Var}[\widehat{\Delta}_{n,h}]$, respectively. Nevertheless, for any perturbation h , we need np sample pairs² to obtain these surrogates, which is unavailable due to the limitation of sample size, especially when n or p is large. To address this limitation, we introduce a resampling technique, the bootstrap, to construct the sample mean and variance.

²Note that sometimes we also use “samples”. Throughout, the meanings of “samples” and “sample pairs” are same and we do not make distinctions.

On the other hand, our primary objective is to estimate $\alpha'(\theta_0)$ rather than determining the optimal perturbation h^* . Consequently, the number of samples required for estimating h^* can be relatively small compared to the available samples. As a result, the bootstrap sample means as surrogates of the expectations in (10) may not provide sufficient accuracy to yield a relatively precise estimator of B by solving the two equations in (10). To address this issue, we select K different values of h , expanding (10) to encompass K linear equations correspondingly. Then least-squares regression is applied to derive the slope of linear equations, i.e., the constant B . Similar procedure is also used to obtain the estimate of $\sigma^2(\theta_0)$.

In the following, we introduce the sample-driven method, including the bootstrap technique for estimating sample mean and variance and the least-squares regression procedure for estimating the constants, along with its theoretical guarantees.

3.1 Bootstrap Sample Mean and Variance

In this subsection, we apply the bootstrap technique to establish surrogates of $\mathbb{E}\widehat{\Delta}_{n,h}$ and $\text{Var}[\widehat{\Delta}_{n,h}]$ based on some pilot samples, and we provide their corresponding theoretical analyses.

The bootstrap technique is described as follows. For a fixed h , assume that n_b sample pairs have been generated, denoted by $\{(Y_i(\theta_0 + h), Y_i(\theta_0 - h)), i = 1, 2, \dots, n_b\}$. Correspondingly, as defined in (2), we have n_b outputs $\mathbf{\Delta}(h) \triangleq \{\Delta_i(h), i = 1, 2, \dots, n_b\}$. We pick with replacement n_b times from $\mathbf{\Delta}(h)$ independently and randomly and then get a group of bootstrap samples $\mathbf{\Delta}^*(h) = \{\Delta_i^*(h), i = 1, 2, \dots, n_b\}$. Then, the estimator of $\alpha'(\theta_0)$ is expressed as

$$\widehat{\Delta}_{n_b,h}^b = \frac{1}{n_b} \sum_{i=1}^{n_b} \Delta_i^*(h).$$

It is worth mentioning that in this procedure, the bootstrap samples come from the same pilot samples (the n_b sample pairs) and do not require the generation of extra samples. In essence, the bootstrap technique is based on the reuse of the pilot samples.

It is natural to expect that the bootstrap mean and variance of $\widehat{\Delta}_{n_b,h}^b$ will exhibit similar asymptotic properties as described in (5) and (6), respectively, when n_b is sufficiently large. However, establishing these properties theoretically is not a straightforward task, because $\widehat{\Delta}_{n_b,h}^b$ is derived from the resampling technique given the pilot samples. Consequently, these properties should be established based on the given pilot samples.

For the purposes described above, let \mathbb{E}_* and Var_* denote the expectation and variance under the bootstrap probability measure $\mathbb{P}_*(\cdot) \triangleq \mathbb{P}(\cdot|\Delta(h))$. Note that \mathbb{P}_* is a probability conditional on pilot samples. Also, \mathbb{P}_* is a discrete probability distribution, and its probability mass function is shown in Table 1.

Table 1: The value and probability of \mathbb{P}_* .

Value	$\Delta_1(h)$	$\Delta_2(h)$	\dots	$\Delta_{n_b}(h)$
Probability	$1/n_b$	$1/n_b$	\dots	$1/n_b$

Asymptotic properties of the bootstrap mean and variance of $\widehat{\Delta}_{n_b, h}^b$ are summarized in Theorem 1. Note that in the context of simulations, obtaining samples is typically expensive, while bootstrap operations are relatively cheap. Therefore, we adopt the analysis of bootstrap method from the field of statistics (Shao and Tu, 2012), i.e., theoretically studying $\mathbb{E}_*\widehat{\Delta}_{n_b, h}^b$ and $\text{Var}_*\left[\widehat{\Delta}_{n_b, h}^b\right]$ and using their Monte Carlo versions in practical applications.

Before going further, we make the following Assumption 3, which helps us examine the term $o(h^2)$ in (5) and further assists us in analyzing the estimation error of B and setting the initial perturbations for least-squares regression.

Assumption 3. $\alpha(\theta)$ is five times continuously differentiable in a neighborhood of θ_0 and $\alpha^{(5)}(\theta_0) \neq 0$.

In many practical problems, the function $\alpha(\theta)$ is five times continuously differentiable. For example, in the $M/M/1$ queue, the average waiting time is a smooth function of the arrival and service rate (see, Kleinrock and Gail, 1996). Now we provide the theorem and the proof is provided in Appendix A.1.

Theorem 1. Denote $\nu_4(h) = \mathbb{E}[Z_1(h)]^4$ and $\nu_4 = \lim_{h \rightarrow 0} \mathbb{E}[hZ_1(h)]^4$. If $\nu_4 < \infty$, then under Assumptions 2 and 3, as $n_b \rightarrow \infty$,

$$\mathbb{E}_*\widehat{\Delta}_{n_b, h}^b = \alpha'(\theta_0) + Bh^2 + Dh^4 + o(h^4) + \bar{Z}_{n_b, h}, \quad (11)$$

$$\text{Var}_*\left[\widehat{\Delta}_{n_b, h}^b\right] = \frac{(n_b - 1)(\sigma^2(\theta_0) + o(1))}{2n_b^2h^2} + \phi(h), \quad (12)$$

where $D = \alpha^{(5)}(\theta_0)/120$ and $\phi(h)$ is a zero-mean error with

$$\text{Var}[\phi(h)] = \frac{(n_b - 1)^2}{n_b^4h^4} \left(\frac{\nu_4 + o(1)}{n_b} - \frac{n_b - 3}{n_b(n_b - 1)} \frac{\sigma^4(\theta_0) + o(1)}{4} \right). \quad (13)$$

Theorem 1 indicates that by the resampling technique, we obtain the bootstrap samples whose mean and variance under \mathbb{P}_* exhibit similar properties to those described in (5) and (6), respectively. However, it is worth mentioning the difference between Theorem 1 and (5) and (6). In particular, (11) eliminates the randomness from the bootstrap sampling in $\{\Delta_1(h), \Delta_2(h), \dots, \Delta_{n_b}(h)\}$, and (12) measures the degree of dispersion under \mathbb{P}_* . In contrast, (5) eliminates the randomness of simulating $\widehat{\Delta}_{n,h}$, and (6) measures the degree of dispersion of $\widehat{\Delta}_{n,h}$.

Although n_b is relevant to the pilot samples and could be small compared with the number of total samples, Theorem 1 serves as a guide for the properties of $\mathbb{E}_* \widehat{\Delta}_{n_b,h}^b$ and $\text{Var}_* [\widehat{\Delta}_{n_b,h}^b]$. Specifically, Theorem 1 demonstrates that $\mathbb{E}_* \widehat{\Delta}_{n_b,h}^b$ and $\text{Var}_* [\widehat{\Delta}_{n_b,h}^b]$ inherit the asymptotic properties of $\mathbb{E} \widehat{\Delta}_{n,h}$ and $\text{Var} [\widehat{\Delta}_{n,h}]$, respectively. That is, they are linear w.r.t. h^2 and $1/h^2$, respectively. As a result, we can estimate B and $\sigma^2(\theta_0)$ through these linear relationships, which we will present in next subsection.

3.2 Regression for Perturbation Selection

As mentioned at the beginning of Section 3, to obtain relatively precise estimators of B and $\sigma^2(\theta_0)$, multiple equations like (10) have to be constructed, and least-squares regression is used to derive the slopes of these linear equations, i.e., the constants B and $\sigma^2(\theta_0)$.

In our setting, we consider K perturbation parameters h_1, h_2, \dots, h_K , where K is finite. Using $K n_b$ pilot samples, we construct a system of K linear equations like (10) by (11) in Theorem 1, and we consider the vector version as follows.

$$\mathbf{Y}_e = \mathbf{X}_e \boldsymbol{\beta}_e + \boldsymbol{\mathcal{E}}_e, \quad (14)$$

where

$$\mathbf{Y}_e = \left[\mathbb{E}_* \widehat{\Delta}_{n_b, h_1}^b, \dots, \mathbb{E}_* \widehat{\Delta}_{n_b, h_K}^b \right]^\top, \quad \mathbf{X}_e = \begin{bmatrix} 1 & \dots & 1 \\ h_1^2 & \dots & h_K^2 \end{bmatrix}^\top, \quad (15)$$

$$\boldsymbol{\beta}_e = [\alpha'(\theta_0), B]^\top, \quad \boldsymbol{\mathcal{E}}_e = [Dh_1^4 + o(h_1^4) + \bar{Z}_{n_b, h_1}, \dots, Dh_K^4 + o(h_K^4) + \bar{Z}_{n_b, h_K}]^\top.$$

Similarly, by (12) in Theorem 1, the system of K linear equations for estimating $\sigma^2(\theta_0)$ is

$$\mathbf{Y}_v = \mathbf{X}_v \boldsymbol{\beta}_v + \boldsymbol{\mathcal{E}}_v, \quad (16)$$

where

$$\begin{aligned} \mathbf{Y}_v &= \left[\text{Var}_* \left[\widehat{\Delta}_{n_b, h_1}^b \right], \dots, \text{Var}_* \left[\widehat{\Delta}_{n_b, h_K}^b \right] \right]^\top, \quad \mathbf{X}_v = \left[\frac{n_b - 1}{2n_b^2 h_1^2}, \dots, \frac{n_b - 1}{2n_b^2 h_K^2} \right]^\top, \\ \boldsymbol{\beta}_v &= \sigma^2(\theta_0), \quad \boldsymbol{\mathcal{E}}_v = \left[\frac{(n_b - 1)o(1)}{2n_b^2 h_1^2} + \phi(h_1), \dots, \frac{(n_b - 1)o(1)}{2n_b^2 h_K^2} + \phi(h_K) \right]^\top. \end{aligned} \quad (17)$$

Using the least-squares method, we derive the estimators of $\boldsymbol{\beta}_e$ and $\boldsymbol{\beta}_v$, denoted by $\widehat{\boldsymbol{\beta}}_e$ and $\widehat{\boldsymbol{\beta}}_v$, respectively, where

$$\widehat{\boldsymbol{\beta}}_e = \left(\mathbf{X}_e^\top \mathbf{X}_e \right)^{-1} \mathbf{X}_e^\top \mathbf{Y}_e, \quad \widehat{\boldsymbol{\beta}}_v = \left(\mathbf{X}_v^\top \mathbf{X}_v \right)^{-1} \mathbf{X}_v^\top \mathbf{Y}_v.$$

Let the first term of $\widehat{\boldsymbol{\beta}}_e$ be $\widehat{\alpha}'(\theta_0)$ and the second term be \widehat{B} . In the following, we show that $\widehat{\boldsymbol{\beta}}_e$ and $\widehat{\boldsymbol{\beta}}_v$ are consistent estimators of $\boldsymbol{\beta}_e$ and $\boldsymbol{\beta}_v$, respectively.

3.2.1 Consistency of \widehat{B}

The following theorem presents the consistency of \widehat{B} , whose proof is provided in Appendix A.2. The conditions about $h_k (k = 1, \dots, K)$ in Theorem 2 ensure that the regression error vanishes fast enough, which is necessary for the consistency of regression estimators.

Theorem 2. *Suppose that Assumptions 1 and 3 hold. For any $k = 1, \dots, K (K \geq 2)$, denote $h_k = c_k n_b^\gamma (c_k \neq 0, \gamma < 0)$ and for any $j \neq k$, let $c_j \neq c_k$. Then,*

$$\mathbb{E} \left[\widehat{B} \right] - B = H_K n_b^{2\gamma} + o \left(n_b^{2\gamma} \right), \quad \text{Var} \left[\widehat{B} \right] = V_K \frac{\sigma^2(\theta_0) + o(1)}{2n_b^{1+6\gamma}}, \quad (18)$$

where H_K and V_K are constants depending on c_1, \dots, c_K . Specifically,

$$H_K = \frac{K \sum_{k=1}^K D c_k^6 - \sum_{k=1}^K c_k^2 \sum_{k=1}^K D c_k^4}{K \sum_{k=1}^K c_k^4 - \left(\sum_{k=1}^K c_k^2 \right)^2}, \quad V_K = \frac{-K^2 \sum_{k=1}^K c_k^2 + \left(\sum_{k=1}^K c_k^2 \right)^2 \sum_{k=1}^K 1/c_k^2}{\left(K \sum_{k=1}^K c_k^4 - \left(\sum_{k=1}^K c_k^2 \right)^2 \right)^2}.$$

In addition, if $-1/6 < \gamma < 0$, then $\widehat{B} \xrightarrow{p} B$, where \xrightarrow{p} means convergence in probability.

Theorem 2 indicates that for all $h_k = c_k n_b^\gamma$, where $k = 1, \dots, K$ and $c_k \neq 0$, as long as $-1/6 < \gamma < 0$, \widehat{B} is a consistent estimator of B . Furthermore, from (18), the convergence rate of the bias of \widehat{B} is $O \left(n_b^{2\gamma} \right)$, and that of the variance of \widehat{B} is $O \left(n_b^{-1-6\gamma} \right)$. In addition, Theorem 2 provides a valuable guidance for the selection of appropriate values of $h_k (k = 1, \dots, K)$ during the pilot stage.

Except for fixed values of c_1, \dots, c_K , they can be generated from a proper distribution \mathcal{P}_0 . In this case, H_K and V_K are both random. Since c_1, \dots, c_K are coefficients in the perturbations, they must

not equal 0, and are typically bounded. For these purposes, there are many optional distributions, such as the truncated normal distribution, denoted by $\psi(\mu_0, \sigma_0^2, L, U)$. Specifically, for any $k = 1, \dots, K$, let $c_k \stackrel{d}{=} X \mathbb{1}_{\{L \leq X \leq U\}}$, where $\stackrel{d}{=}$ represents the same distribution, $X \sim \mathcal{N}(\mu_0, \sigma_0^2)$, and $L > 0$ and $U > 0$ denote the lower bound and upper bound, respectively. Because $0 < L \leq c_k \leq U$, H_K and V_K are bounded.

When we generate c_1, \dots, c_K from \mathcal{P}_0 , the bias of \widehat{B} is

$$\text{Bias}[\widehat{B}] = \mathbb{E}[\mathbb{E}[\widehat{B} - B | \mathcal{P}_0]] = \mathbb{E}[H_K]n_b^{2\gamma} + o(n_b^{2\gamma}), \quad (19)$$

where the last equality is because c_1, \dots, c_K are independent with the pilot samples and the bias result in Theorem 2. If $c_k \sim \psi(\mu_0, \sigma_0^2, L, U)$ for $k = 1, \dots, K$, then c_k 's are bounded. Therefore, H_K and the constants in $o(n_b^{2\gamma})$ are all bounded.

Likewise, the variance of \widehat{B} is

$$\begin{aligned} \text{Var}[\widehat{B}] &= \text{Var}[\mathbb{E}[\widehat{B} | \mathcal{P}_0]] + \mathbb{E}[\text{Var}[\widehat{B} | \mathcal{P}_0]] \\ &= \text{Var}[B + H_K n_b^{2\gamma} + o(n_b^{2\gamma})] + \mathbb{E}\left[V_K \frac{\sigma^2(\theta_0) + o(1)}{2n_b^{1+6\gamma}}\right] \\ &= \text{Var}[H_K]n_b^{4\gamma} + o(n_b^{4\gamma}) + \mathbb{E}[V_K] \frac{\sigma^2(\theta_0) + o(1)}{2n_b^{1+6\gamma}}. \end{aligned} \quad (20)$$

Comparing (18) with (19) and (20), it becomes evident that when c_k 's are generated from \mathcal{P}_0 , the bias of \widehat{B} still converges at a rate of $O(n_b^{2\gamma})$, while the variance of \widehat{B} is increased by $O(n_b^{4\gamma})$. However, it is important to note that the convergence rate of the MSE of \widehat{B} remains unchanged. Therefore, during the pilot stage, the h_k 's selected based on the tradeoff between bias and variance in (18) maintain the same order as those selected using the tradeoff between bias and variance in (19) and (20).

Similarly to Theorem 2, we provide Corollary 6 in Appendix A.3, which concludes the asymptotic property of $\widehat{\alpha}'(\theta_0)$. Theorem 2 and Corollary 6 demonstrate that when estimating B , we also obtain a rough estimate of $\alpha'(\theta_0)$, which is denoted by $\widehat{\alpha}'(\theta_0)$. However, directly using $\widehat{\alpha}'(\theta_0)$ is not advisable since it bases on a small sample size Kn_b . Nevertheless, it is evident that $\widehat{\alpha}'(\theta_0)$ contains valuable gradient information. To prevent the loss of the information, in Section 4, we will propose a sample-recycling-based estimator which contains $\widehat{\alpha}'(\theta_0)$.

3.2.2 Consistency of $\widehat{\beta}_v$

To conduct a more precise analysis of the convergence of $\widehat{\beta}_v$, additional information about $\sigma^2(\theta)$ is required. Hence, we provide the following Assumption 4.

Assumption 4. $\sigma(\theta)$ is continuously differentiable at θ_0 and $\sigma'(\theta_0)$ is bounded.

Under Assumption 4, we are able to refine (12) as follows,

$$\text{Var}_* \left[\widehat{\Delta}_{n_b, h}^b \right] = \frac{(n_b - 1) [\sigma^2(\theta_0) + \sigma'(\theta_0)^2 h^2 + o(h^2)]}{2n_b^2 h^2} + \phi(h). \quad (21)$$

The proof of (21) is provided in Appendix A.4. It follows from (21) that \mathcal{E}_v in (17) is expressed as

$$\mathcal{E}_v = \left[\frac{(n_b - 1) [\sigma'(\theta_0)^2 h_1^2 + o(h_1^2)]}{2n_b^2 h_1^2} + \phi(h_1), \dots, \frac{(n_b - 1) [\sigma'(\theta_0)^2 h_K^2 + o(h_K^2)]}{2n_b^2 h_K^2} + \phi(h_K) \right]^\top. \quad (22)$$

Evidently, under Assumption 4, the terms $o(1)$'s in (12) and (17) are explicitly expressed, which helps us analyze the bias and variance of $\widehat{\beta}_v$ more precisely.

Now we provide Theorem 3 which demonstrates the convergence rate of the bias and variance of $\widehat{\beta}_v$. The proof of Theorem 3 is provided in Appendix A.5.

Theorem 3. Suppose that Assumptions 2 and 4 hold. For any $k = 1, \dots, K$ ($K \geq 1$), denote $h_k = c_k n_b^\gamma$ ($c_k \neq 0, \gamma < 0$) and for any $j \neq k$, let $c_j \neq c_k$. Then, as $n_b \rightarrow \infty$,

$$\mathbb{E} \left[\widehat{\beta}_v \right] - \beta_v = \widehat{H}_K n_b^{2\gamma} + o \left(n_b^{2\gamma} \right), \quad \text{Var} \left[\widehat{\beta}_v \right] = \widehat{V}_K \frac{4\nu_4(n_b - 1) - \sigma^4(\theta_0)(n_b - 3)}{n_b(n_b - 1)} + o \left(\frac{1}{n_b} \right),$$

where \widehat{H}_K and \widehat{V}_K are constants depending on c_1, \dots, c_K . Specifically,

$$\widehat{H}_K = \sigma'(\theta_0)^2 \left(\sum_{k=1}^K \frac{1}{c_k^4} \right)^{-1} \sum_{k=1}^K \frac{1}{c_k^2}, \quad \widehat{V}_K = \left(\sum_{k=1}^K \frac{1}{c_k^4} \right)^{-2} \sum_{k=1}^K \frac{1}{c_k^8}.$$

Consequently, we have $\widehat{\beta}_v \xrightarrow{p} \beta_v$.

Theorem 3 indicates that for all $h_k = c_k n_b^\gamma$, where $k = 1, \dots, K$ and $c_k \neq 0$, as long as $\gamma < 0$, $\widehat{\beta}_v$ is a consistent estimator of β_v . The convergence rate of the variance of $\widehat{\beta}_v$ is $O(n_b^{-1})$, which is independent of γ and faster than that of \widehat{B} . Additionally, the convergence rate of the bias of $\widehat{\beta}_v$ is $O(n_b^{2\gamma})$, which is equal to that of \widehat{B} .

3.3 The Optimal Perturbation for Pilot Samples

From the asymptotic properties of \widehat{B} and $\widehat{\beta}_v$ as shown in Theorems 2 and 3, respectively, we derive that the optimal perturbation in the pilot stage is not the same as the optimal perturbation h^* of CFD problem as shown in (8). In fact, since $\text{Var}[\widehat{\beta}_v]$ is unrelated to γ , we only have to focus on (18) and choose a suitable γ to balance the bias and variance of \widehat{B} . Specifically, according to Theorem 2, we consider the following optimization problem:

$$\begin{aligned} & \underset{\gamma, c_1, \dots, c_K}{\text{minimize}} \quad \text{MSE}[\widehat{B}] = H_K^2 n_b^{4\gamma} + V_K \frac{\sigma^2(\theta_0)}{2n_b^{1+6\gamma}}, \\ & \text{subject to} \quad -1/6 < \gamma < 0. \end{aligned} \quad (23)$$

Solving (23) gives $\gamma = -1/10$. On the other hand, if c_1, \dots, c_K are generated from \mathcal{P}_0 randomly, the optimization problem comes from the combination of (19) and (20):

$$\begin{aligned} & \underset{\gamma, \mathcal{P}_0}{\text{minimize}} \quad \mathbb{E}[H_K^2] n_b^{4\gamma} + \text{Var}[H_K] n_b^{4\gamma} + \mathbb{E}[V_K] \frac{\sigma^2(\theta_0)}{2n_b^{1+6\gamma}}, \\ & \text{subject to} \quad -1/6 < \gamma < 0. \end{aligned} \quad (24)$$

Solving (24) also gives $\gamma = -1/10$. That is, whether c_1, \dots, c_K are fixed or not, the optimal selection of h_k 's are of order $O(n_b^\gamma)$ with $\gamma = -1/10$.

A more exact setting about $\{c_1, \dots, c_K\}$ or \mathcal{P}_0 necessitates knowledge of D , which is more challenging than the estimation of $\alpha'(\theta_0)$. In this paper, we treat $\{c_1, \dots, c_K\}$ and \mathcal{P}_0 as the hyper-parameters whose selection is beyond the scope of our discussion.

4 The Correlation-induced FD Estimator

In Section 3, we have provided the estimators \widehat{B} and $\widehat{\beta}_v$ and shown that both of them are consistent under mild conditions. In this section, we use \widehat{B} and $\widehat{\beta}_v$ to set the estimated optimal perturbation by (8) and construct the estimators for $\alpha'(\theta_0)$.

The straightforward method is neglecting the Kn_b pilot samples, i.e., setting

$$\widehat{h}_{n_2} = \left(\frac{\widehat{\beta}_v}{4n_2 \widehat{B}^2} \right)^{1/6}, \quad (25)$$

where $n_2 = n - Kn_b$. Then, n_2 sample pairs are used to construct $\widehat{\Delta}_{n_2, \widehat{h}_{n_2}}$ by (3) as the estimator of $\alpha'(\theta_0)$. It is noteworthy that this estimator is similar to the one constructed in Li and Lam

(2020), with the primary difference being the estimations of \widehat{B} and $\widehat{\beta}_v$. From (9), given \widehat{h}_{n_2} , the expectation and variance of $\widehat{\Delta}_{n_2, \widehat{h}_{n_2}}$ are respectively

$$\begin{cases} \mathbb{E} \left[\widehat{\Delta}_{n_2, \widehat{h}_{n_2}} \mid \widehat{h}_{n_2} \right] = \alpha'(\theta_0) + B \left(\frac{\widehat{\beta}_v}{4n_2 \widehat{B}^2} \right)^{1/3} + o_p \left(n_2^{-1/3} \right), \\ \text{Var} \left[\widehat{\Delta}_{n_2, \widehat{h}_{n_2}} \mid \widehat{h}_{n_2} \right] = \beta_v \left(\frac{\widehat{B}^2}{2n_2^2 \widehat{\beta}_v} \right)^{1/3} + o_p \left(n_2^{-2/3} \right). \end{cases} \quad (26)$$

According to $\mathbb{E} \left[\widehat{\Delta}_{n_2, \widehat{h}_{n_2}} \right] = \mathbb{E} \left[\mathbb{E} \left[\widehat{\Delta}_{n_2, \widehat{h}_{n_2}} \mid \widehat{h}_{n_2} \right] \right]$ and $\text{Var} \left[\widehat{\Delta}_{n_2, \widehat{h}_{n_2}} \right] = \text{Var} \left[\mathbb{E} \left[\widehat{\Delta}_{n_2, \widehat{h}_{n_2}} \mid \widehat{h}_{n_2} \right] \right] + \mathbb{E} \left[\text{Var} \left[\widehat{\Delta}_{n_2, \widehat{h}_{n_2}} \mid \widehat{h}_{n_2} \right] \right]$, we have

$$\begin{cases} \text{Bias} \left[\widehat{\Delta}_{n_2, \widehat{h}_{n_2}} \right] = \left(\frac{B\beta_v}{4n_2} \right)^{1/3} + o \left(n_2^{-1/3} \right), \\ \text{Var} \left[\widehat{\Delta}_{n_2, \widehat{h}_{n_2}} \right] = \left(\frac{B^2\beta_v^2}{2n_2^2} \right)^{1/3} + o \left(n_2^{-2/3} \right), \\ \text{MSE} \left[\widehat{\Delta}_{n_2, \widehat{h}_{n_2}} \right] = 3 \left(\frac{B^2\beta_v^2}{16n_2^2} \right)^{1/3} + o \left(n_2^{-2/3} \right). \end{cases} \quad (27)$$

Because $\widehat{\Delta}_{n_2, \widehat{h}_{n_2}}$ is not the studied one in this paper, the discussion and proof of (27) is provided in Appendix B.1.

It is worth noting that $\widehat{\Delta}_{n_2, \widehat{h}_{n_2}}$ only uses $n_2 (< n)$ sample pairs. Although the MSE shown in (27) achieves the theoretical optimality as shown in (9) when $n_b = o(n)$, neglecting the pilot samples results in reduced efficiency when the sample size is small.

4.1 Constructing the Estimator by Inducing Correlated Samples

To avoid neglecting pilot samples in the construction of CFD estimators, we attempt to combine the pilot samples with the additional n_2 sample pairs. In fact, as will be indicated in Section 4.2, theoretical analyses suggest that $n_2 = 0$ is still feasible. Next, we must address two questions: (1) how to generate the n_2 sample pairs; and (2) how to reuse the pilot samples.

To answer the first question, note that we hope to utilize the whole n sample pairs, including the pilot samples and the n_2 sample pairs. Therefore, the desired CFD estimator should be constructed based on the perturbation \widehat{h}_n , where

$$\widehat{h}_n = \left(\frac{\widehat{\beta}_v}{4n\widehat{B}^2} \right)^{1/6}. \quad (28)$$

Note that \widehat{h}_n is derived from the entire sample-pair set of size n , whereas \widehat{h}_{n_2} , as defined in (25), is based on the subset of size n_2 . Next, the additional n_2 sample pairs are generated at \widehat{h}_n , and we can calculate $\left\{ \Delta_i(\widehat{h}_n), i = 1, \dots, n_2 \right\}$ based on (2). When no confusion arises, the subscript i of $\Delta_i(\widehat{h}_n)$ is omitted to denote a generic $\Delta(\widehat{h}_n)$.

To answer the second question, recall that our objective is to estimate $\alpha'(\theta_0)$ under the criteria of minimizing the MSE of its estimator. To reuse the pilot samples, we transform $\Delta(h_k)$ which are constructed based on the pilot samples, by adjusting their location and scale, so that after the transformation, they have the same expectation and variance as $\Delta(\widehat{h}_n)$.

Specifically, for any $j = 1, \dots, n_b$ and $k = 1, \dots, K$, we transform $\Delta_j(h_k)$ to

$$\left(\frac{\text{Var}[\Delta(\widehat{h}_n)]}{\text{Var}[\Delta(h_k)]} \right)^{1/2} [\Delta_j(h_k) - \mathbb{E}\Delta(h_k)] + \mathbb{E}\Delta(\widehat{h}_n), \quad (29)$$

where $\text{Var}[\Delta(\widehat{h}_n)]$ and $\text{Var}[\Delta(h_k)]$ are the variances at \widehat{h}_n and h_k , respectively, and $\mathbb{E}\Delta(\widehat{h}_n)$ and $\mathbb{E}\Delta(h_k)$ are the expectations at \widehat{h}_n and h_k , respectively. Evidently, $[\Delta_j(h_k) - \mathbb{E}\Delta(h_k)] / (\text{Var}[\Delta(h_k)])^{1/2}$ in (29) represents a standardization with mean 0 and variance 1. Then (29) possesses the same expectation and variance as $\Delta(\widehat{h}_n)$. Therefore, a desired estimator for $\alpha'(\theta_0)$ can be formulated as:

$$\frac{n_2}{n} \frac{1}{n_2} \sum_{i=1}^{n_2} \Delta_i(\widehat{h}_n) + \frac{K n_b}{n} \frac{1}{K n_b} \sum_{k=1}^K \sum_{j=1}^{n_b} (29). \quad (30)$$

This is a weighted average of an estimator at \widehat{h}_n constructed through the n_2 sample pairs and the one by the transformation from the pilot samples. It is reasonable to expect that under mild conditions, such as ensuring that the covariance of two terms in (30) converges faster than the variance of either term, the bias, variance and MSE of (30) all achieve their optimal values as in (9).

However, expectations and variances of $\Delta(h_k)$ and $\Delta(\widehat{h}_n)$ in (29) are both unknown. Therefore, we have to substitute them in (30) by their estimators. In light of results in Section 3, we choose estimators as shown in Table 2. Specifically, the estimators are all constructed through solutions to regression problems (14) and (16).

For any $j = 1, \dots, n_b$ and $k = 1, \dots, K$, we substitute these estimators into (29), and (29) is

Table 2: Estimators of expectations and variances of $\Delta(h_k)$ and $\Delta(\widehat{h}_n)$.

Statistics	Estimators
$\mathbb{E}\Delta(h_k)$	$(1, h_k^2) \widehat{\beta}_e$
$\mathbb{E}\Delta(\widehat{h}_n)$	$(1, \widehat{h}_n^2) \widehat{\beta}_e$
$\text{Var}[\Delta(h_k)]$	$\widehat{\beta}_v^2 / (2h_k^2)$
$\text{Var}[\Delta(\widehat{h}_n)]$	$\widehat{\beta}_v^2 / (2\widehat{h}_n^2)$

approximated by

$$\Delta_j^{cor}(h_k) = \frac{|h_k|}{|\widehat{h}_n|} \left(\Delta_j(h_k) - (1, h_k^2) \widehat{\beta}_e \right) + (1, \widehat{h}_n^2) \widehat{\beta}_e. \quad (31)$$

Compared with (29), the transformation induces correlation to $\Delta_j^c(h_k)$ for $j = 1, \dots, n_b$. Therefore, we use the superscript “cor” to highlight the correlation. Then, the *correlation-induced CFD (Cor-CFD) estimator*, i.e., the estimated version of (30), is established as follows.

$$\widehat{\Delta}_{n, \widehat{h}_n} = \frac{1}{n} \left(\sum_{i=1}^{n_2} \Delta_i(\widehat{h}_n) + \sum_{k=1}^K \sum_{j=1}^{n_b} \Delta_j^{cor}(h_k) \right). \quad (32)$$

4.2 Asymptotic Analyses of the Cor-CFD Estimator

The results for the Cor-CFD estimator $\widehat{\Delta}_{n, \widehat{h}_n}$ are summarized in the following theorem and proposition. To simplify the proof, we consider the non-random hyperparameters c_1, \dots, c_K such that when n_b is given, h_1, \dots, h_K are also given. The proof is similar but more tedious when considering \mathcal{P}_0 as the hyperparameter, i.e., c_1, \dots, c_K are random.

Theorem 4. *Suppose that Assumptions 1, 2 and 3 hold. For any $k = 1, \dots, K (K \geq 2)$, let $h_k = c_k n_b^{-1/10} (c_k \neq 0)$ and for any $j \neq k$, $c_j \neq c_k$. If $n_b, n \rightarrow \infty$, then we have*

$$\mathbb{E} \left[\widehat{\Delta}_{n, \widehat{h}_n} \right] = \alpha'(\theta_0) + \left(\frac{B\sigma^2(\theta_0)}{4n} \right)^{1/3} + \left(\frac{4B^2}{\sigma^2(\theta_0)} \right)^{1/6} \sqrt{\frac{n_b}{n}} D\Lambda n^{-1/3} + o(n^{-1/3}), \quad (33)$$

$$\text{Var} \left[\widehat{\Delta}_{n, \widehat{h}_n} \right] = \left(\frac{B^2\sigma^4(\theta_0)}{2n^2} \right)^{1/3} + \left(\frac{B^2\sigma^4(\theta_0)}{2} \right)^{1/3} \frac{n_b}{n} (q - K)n^{-2/3} + o(n^{-2/3}), \quad (34)$$

$$\text{MSE} \left[\widehat{\Delta}_{n, \widehat{h}_n} \right] = 3 \left(\frac{B^2\sigma^4(\theta_0)}{16n^2} \right)^{1/3} + \left\{ \left(\frac{4B^2}{\sigma^2(\theta_0)} \right)^{1/3} \sqrt{\frac{n_b}{n}} D\Lambda \left(\sqrt{\frac{n_b}{n}} D\Lambda + \text{sign}(B)\sigma(\theta_0) \right) \right\}$$

$$+ \left(\frac{B^2 \sigma^4(\theta_0)}{2} \right)^{1/3} \frac{n_b}{n} (q - K) \Big\} n^{-2/3} + o(n^{-2/3}), \quad (35)$$

where $\mathbf{c} = [|c_1|, \dots, |c_K|]^\top$, $\mathbf{c}^4 = [c_1^4, \dots, c_K^4]^\top$, $\Lambda = \mathbf{c}^\top \mathbf{P} \mathbf{c}^4$, $\mathbf{P} = \mathbf{I} - \mathbf{X}_e (\mathbf{X}_e^\top \mathbf{X}_e)^{-1} \mathbf{X}_e^\top$, \mathbf{X}_e is defined as in (15), $q = \|\text{Diag}(\mathbf{c}^{-1}) \mathbf{P} \mathbf{c}\|_2^2$, $\text{Diag}(\mathbf{c}^{-1}) = \text{Diag}(1/|c_1|, \dots, 1/|c_K|)$, $\text{sign}(B)$ is the sign of B , and $\|\mathbf{v}\|_2 = \left(\sum_{k=1}^K v_k^2 \right)^{1/2}$ for any $\mathbf{v} \in \mathbb{R}^K$.

The proof of Theorem 4 is provided in Appendix B.2. By comparing (33), (34) and (35) with (9), it becomes attractive that if B and $D\Lambda$ have opposite signs, the squared bias of $\widehat{\Delta}_{n, \widehat{h}_n}$ will be smaller than that of the traditional optimal CFD estimator (see (9)). In addition, when c_1, \dots, c_K are chosen such that $q \leq K$, the variance will be reduced. Proposition 5, a corollary of Theorem 4, further elaborates on these aspects.

Proposition 5. *Under the same conditions as in Theorem 4, we have*

1. If $n_b = o(n)$, then

$$\begin{cases} \mathbb{E} \widehat{\Delta}_{n, \widehat{h}_n} = \alpha'(\theta_0) + \left(\frac{B \sigma^2(\theta_0)}{4n} \right)^{1/3} + o(n^{-1/3}), \\ \text{Var} \left[\widehat{\Delta}_{n, \widehat{h}_n} \right] = \left(\frac{B^2 \sigma^4(\theta_0)}{2n^2} \right)^{1/3} + o(n^{-2/3}), \\ \text{MSE} \left[\widehat{\Delta}_{n, \widehat{h}_n} \right] = 3 \left(\frac{B^2 \sigma^4(\theta_0)}{16n^2} \right)^{1/3} + o(n^{-2/3}). \end{cases} \quad (36)$$

2. If $n_b = O(n)$, specifically, $\lim_{n_b, n \rightarrow \infty} K n_b / n = r$, where $0 < r \leq 1$, then

i. If $-1 - \text{sign}(B) \leq \sqrt{\frac{r}{K}} \frac{2}{\sigma(\theta_0)} D\Lambda \leq 1 - \text{sign}(B)$, then

$$\left| \mathbb{E} \widehat{\Delta}_{n, \widehat{h}_n} - \alpha'(\theta_0) \right| \leq \left(\frac{B \sigma^2(\theta_0)}{4n} \right)^{1/3} + o(n^{-1/3}).$$

ii. Else, we have

$$\left| \mathbb{E} \widehat{\Delta}_{n, \widehat{h}_n} - \alpha'(\theta_0) \right| \leq \left(1 + \sqrt{\frac{r}{K}} \frac{2}{\sigma(\theta_0)} |D\Lambda| \right) \left(\frac{B \sigma^2(\theta_0)}{4n} \right)^{1/3} + o(n^{-1/3}).$$

3. If $n_b = O(n)$, specifically, $\lim_{n_b, n \rightarrow \infty} K n_b / n = r$, where $0 < r \leq 1$, and $\max_{k \in \{1, \dots, K\}} c_k^2 \leq 2 \min_{k \in \{1, \dots, K\}} c_k^2$, then

$$\text{Var} \left[\widehat{\Delta}_{n, \widehat{h}_n} \right] \leq \left(\frac{B^2 \sigma^4(\theta_0)}{2n^2} \right)^{1/3} + o(n^{-2/3}).$$

These results in Proposition 5 can be easily derived by the same technique as in Theorem 4 and the proof is provided in Appendix B.4. Proposition 5 guides the following conclusions:

1. The first result indicates that the Cor-CFD estimator regains the traditional optimal CFD estimator when $n_b = o(n)$ (refer to (9) and (36)). This aligns with intuition since we allocate a majority of the samples to gradient estimation rather than constant estimation.
2. The second result suggests that if $n_b = O(n)$, then the absolute value of the bias of the Cor-CFD estimator converges at the same rate as that of the traditional optimal CFD estimator. In particular, 2.i in Proposition 5 demonstrates that the former is smaller than the latter. On the other hand, in Appendix B.3, we show that Λ is typically controllable. Therefore, 2.ii in Proposition 5 illustrates that even if the absolute value of the bias of the Cor-CFD estimator is not reduced, its increment is moderate and will not blow up.
3. The third result demonstrates that if $n_b = O(n)$ and $\max_{k \in \{1, \dots, K\}} c_k^2 \leq 2 \min_{k \in \{1, \dots, K\}} c_k^2$, the Cor-CFD estimator has a reduced variance compared to the traditional optimal CFD estimator. It is worth mentioning that the condition $\max_{k \in \{1, \dots, K\}} c_k^2 \leq 2 \min_{k \in \{1, \dots, K\}} c_k^2$ is a highly sufficient condition of $q \leq K$, and the latter yields a reduced variance (see Theorem 4).
4. An appealing observation from Proposition 5 is the robustness of the Cor-CFD estimator w.r.t. r , in the sense that it exhibits favorable theoretical performance for $0 \leq r \leq 1$. In particular, when $r = 1$, i.e., the entire simulation budget is used as the pilot samples, the Cor-CFD estimator remains efficient. This theoretical insight serves as a guide, suggesting that when faced with limited simulation resources, allocating the entire budget to generate pilot samples, and the correlation induced samples can lead to an efficient FD estimator.

The variance reduction and possible bias reduction stems from the correlated property of $\Delta_j^c(h_k)$ ($j = 1, \dots, n_b$) induced by the substitution of $\mathbb{E}[\Delta(h_k)]$, $k = 1, \dots, K$, with their regression estimators. To illustrate this, let us impractically assume that $\mathbb{E}\Delta(h_k)$, $k = 1, \dots, K$ are all known precisely and remain them in (29) but substituting other unknown variables with their estimators in Table 2. This results in a new transformed estimator of (29), denoted by

$$\Delta_j^t(h_k) = \frac{|h_k|}{|\widehat{h}_n|} (\Delta_j(h_k) - \mathbb{E}\Delta(h_k)) + \left(1, \widehat{h}_n^2\right) \widehat{\beta}_e.$$

Replacing $\Delta_j^{cor}(h_k)$ in (32) by $\Delta_j^t(h_k)$, leads to a new Cor-CFD estimator:

$$\widehat{\Delta}_{n,\widehat{h}_n}^{new} = \frac{1}{n} \left(\sum_{i=1}^{n_2} \Delta_i(\widehat{h}_n) + n_b \sum_{k=1}^K \frac{|h_k|}{|\widehat{h}_n|} \left(\widehat{\Delta}_{n_b,h_k} - \mathbb{E}\Delta(h_k) \right) + K n_b \left(1, \widehat{h}_n^2 \right) \widehat{\beta}_e \right). \quad (37)$$

Based on this estimator, $\widehat{\Delta}_{n,\widehat{h}_n}$ can be rewritten as

$$\widehat{\Delta}_{n,\widehat{h}_n} = \widehat{\Delta}_{n,\widehat{h}_n}^{new} - \frac{n_b}{n} \sum_{k=1}^K \frac{|h_k|}{|\widehat{h}_n|} \left((1, h_k^2) \widehat{\beta}_e - \mathbb{E}\Delta(h_k) \right). \quad (38)$$

In Appendix B.5, we show that $\widehat{\Delta}_{n,\widehat{h}_n}^{new}$ has the same asymptotic bias and variance as the traditional optimal CFD estimator. Therefore, by comparing results in Theorem 4 and Appendix B.5, the reasons for variance reduction and potential bias reduction become evident:

- *Variance reduction:* The second term of (38) is highly positively correlated with the second term of (37) because $(1, h_k^2) \widehat{\beta}_e$ approximates $\widehat{\Delta}_{n_b,h_k}$. Although the former is not mean 0, it can be viewed as a control variate of the latter. Therefore, the second term of (38) reduces the variance of $\widehat{\Delta}_{n,\widehat{h}_n}^{new}$ to that of $\widehat{\Delta}_{n,\widehat{h}_n}$.
- *Possible bias reduction:* The expectation of the second term of (38) depends on D (see (15)) while the bias of $\widehat{\Delta}_{n,\widehat{h}_n}^{new}$ depends on B (see (9)). If these two terms tend to cancel each other out, the overall bias will be reduced.

In Section 6, we will present several numerical examples to validate the aforementioned properties of our proposed Cor-CFD estimator.

5 Implementation

This section provides the implementations for estimating β_e and β_v and constructing the Cor-CFD estimator.

5.1 Estimating B and $\sigma^2(\theta_0)$

In this subsection, we present the specific steps for estimating unknown constants using the bootstrap method as described in Section 3. We generate i.i.d. c_1, \dots, c_K from \mathcal{P}_0 and for $k = 1, \dots, K$, let $h_k = c_k n_b^{-1/10}$. At each perturbation h_k , we generate n_b samples $\Delta(h_k) = \{\Delta_1(h_k), \dots, \Delta_{n_b}(h_k)\}$.

Repeat the bootstrap procedure in Section 3 independently for I times, and then we obtain I versions of $\widehat{\Delta}_{n_b, h_k}^b$, denoted by $\{\widehat{\Delta}_{n_b, h_k}^b(1), \dots, \widehat{\Delta}_{n_b, h_k}^b(I)\}$. Then $\mathbb{E}_* \widehat{\Delta}_{n_b, h_k}$ is approximated by

$$\bar{\Delta}_{n_b, h_k}^b = \frac{1}{I} \sum_{q=1}^I \widehat{\Delta}_{n_b, h_k}^b(q), \quad (39)$$

and $\text{Var}_* \left[\widehat{\Delta}_{n_b, h_k} \right]$ is approximated by

$$s_{n_b, h_k}^2 = \frac{1}{I} \sum_{q=1}^I \left[\widehat{\Delta}_{n_b, h_k}^b(q) - \bar{\Delta}_{n_b, h_k}^b \right]^2. \quad (40)$$

According to the law of large numbers, as I increases, $\bar{\Delta}_{n_b, h_k}^b$ and s_{n_b, h_k}^2 are respectively consistent estimators of $\mathbb{E}_* \widehat{\Delta}_{n_b, h_k}^b$ and $\text{Var}_* \left[\widehat{\Delta}_{n_b, h_k}^b \right]$.

It is worth noting that both of the regression problems (14) and (16) exhibit heteroscedasticity. This arises from the fact that elements of \mathcal{E}_e in (15) and \mathcal{E}_v in (17) possess varying variances, due to different values of h_k 's. The primary approach to addressing heteroscedasticity is the weighted least squares method. This involves determining appropriate weights to eliminate or mitigate the heteroscedasticity in the regression models. Because the estimator obtained through the weighted least squares method exhibits the same convergence rate as that derived from the ordinary least squares method (Hayashi, 2011), we omit an in-depth analysis of the weighted least squares method.

While estimating the parameter B , we can effectively tackle heteroscedasticity by estimating the variance at each perturbation using the n_b samples, and the reciprocals of the standard deviations are appropriate weights. That is, we regress $\widetilde{\mathbf{Y}}_e$ on $\widetilde{\mathbf{X}}_e$, where

$$\widetilde{\mathbf{Y}}_e = \left[\bar{\Delta}_{n_b, h_1}^b / s_{n_b, h_1}, \dots, \bar{\Delta}_{n_b, h_K}^b / s_{n_b, h_K} \right]^\top, \quad \widetilde{\mathbf{X}}_e = \begin{bmatrix} 1/s_{n_b, h_1} & \dots & 1/s_{n_b, h_K} \\ h_1^2 / s_{n_b, h_1} & \dots & h_K^2 / s_{n_b, h_K} \end{bmatrix}^\top, \quad (41)$$

and the slope is the estimator \widehat{B} .

However, when estimating $\sigma^2(\theta_0)$, we lack such standard deviations. From \mathcal{E}_v in (17), it can be seen that the heteroscedasticity of the regression model (16) arises from the different variances of $\phi(\cdot)$ for different values of h_k 's. It follows from (13) that $h_k^2 \phi(h_k)$ ($k = 1, \dots, K$) share the same variance. Therefore, we can handle the heteroscedasticity resulting from differences in perturbations by multiplying both sides of (16) by h_k^2 ($k = 1, \dots, K$) simultaneously. That is, we regress $\widetilde{\mathbf{Y}}_v$ on $\widetilde{\mathbf{X}}_v$, where

$$\widetilde{\mathbf{Y}}_v = \left[h_1^2 s_{n_b, h_1}^2, \dots, h_K^2 s_{n_b, h_K}^2 \right]^\top, \quad \widetilde{\mathbf{X}}_v = \left[\frac{n_b - 1}{2n_b^2}, \dots, \frac{n_b - 1}{2n_b^2} \right]^\top, \quad (42)$$

and the slope is the estimator $\hat{\beta}_v$.

5.2 Estimating $\alpha'(\theta_0)$

Once we have generated $\Delta_j(h_k)$, where $j = 1, 2, \dots, n_b$ and $k = 1, 2, \dots, K$, and estimated the unknown constants, we can transform these samples using (31) and construct the Cor-CFD estimator using (32). We summarize the above procedure as Algorithm 1:

1. Usually, we choose \mathcal{P}_0 as a truncated normal distribution $\mathcal{P}_0 = \psi(\mu_0, \sigma_0^2, L, U)$, where $0 < L < U < \infty$. This setting ensures that $\mathbb{E}[H_K]$, $\text{Var}[H_K]$, $\mathbb{E}[V_K]$, $\mathbb{E}[\tilde{H}_K]$, $\text{Var}[\tilde{H}_K]$, $\mathbb{E}[\tilde{V}_K]$, $\mathbb{E}[\hat{H}_K]$, $\text{Var}[\hat{H}_K]$ and $\mathbb{E}[\hat{V}_K]$ are all bounded. For $c_1, \dots, c_K \sim \mathcal{P}_0$, the condition $\max_{k \in \{1, \dots, K\}} c_k^2 \leq 2 \min_{k \in \{1, \dots, K\}} c_k^2$ holds only when $U \leq \sqrt{2}L$, which is a stringent condition. However, we have mentioned that $\max_{k \in \{1, \dots, K\}} c_k^2 \leq 2 \min_{k \in \{1, \dots, K\}} c_k^2$ is a sufficient condition of $q \leq K$ which is satisfied more easily for \mathcal{P}_0 with different parameters.
2. In step 1, the pilot samples are generated at the perturbations $h_k = c_k n_b^{-1/10}$, rather than $c_k n_b^{-1/6}$. This is because (23) and (24) indicate that the optimal perturbation for the pilot samples is of order $n_b^{-1/10}$.
3. In step 1, when estimating B and $\sigma^2(\theta_0)$, we apply the weighted least squares regression proposed in Section 5.1.
4. In step 2, we generate the remaining samples at \hat{h}_n , instead of \hat{h}_{n_2} defined as in (25), because we will utilize the total n samples to construct the CFD estimator.

6 Numerical Experiments

In this section, we apply Algorithm 1 to three examples to verify theoretical results, including the constants estimation and the asymptotic variance reduction and possible bias reduction of our proposed Cor-CFD estimator. All numerical results are based on 1000 replications and additional results are provided in Appendix C.

Across all examples, when applying Algorithm 1, we set the initial perturbation generator $\mathcal{P}_0 = \psi(0, 1, 0.1, \infty)$, the number of bootstrap $I = 1000$, and the number of regression points $K = 10$ or 20 .

Algorithm 1: Cor-CFD Algorithm.

Input: The number of total sample pairs n , the number of perturbation parameters K , the number of pilot sample pairs at each perturbation n_b , the number of bootstrap I and initial perturbation generator \mathcal{P}_0 .

Step 1. Estimate the unknown constants B , $\sigma^2(\theta_0)$ and the optimal perturbation.

1. Generate $c_1, c_2, \dots, c_K \stackrel{i.i.d.}{\sim} \mathcal{P}_0$ and let $h_k = c_k n_b^{-1/10}$ for any $k = 1, 2, \dots, K$. Generate pilot samples and calculate $\Delta_j(h_k)$, where $j = 1, 2, \dots, n_b$ and $k = 1, 2, \dots, K$.
2. Perform bootstrap resampling I times for each set of samples at h_1, h_2, \dots, h_K and calculate $\bar{\Delta}_{n_b, h_k}^b$ and s_{n_b, h_k}^2 for $k = 1, \dots, K$, according to (39) and (40).
3. Regress \tilde{Y}_e on \tilde{X}_e , where \tilde{Y}_e and \tilde{X}_e are defined as in (41), and the slope is \hat{B} .
Regress \tilde{Y}_v on \tilde{X}_v , where \tilde{Y}_v and \tilde{X}_v are defined as in (42), and the slope is $\hat{\beta}_v$.
Set the perturbation by (28), i.e.,

$$\hat{h}_n = \left(\frac{\hat{\beta}_v}{4n\hat{B}^2} \right)^{1/6}.$$

Step 2. Construct the Cor-CFD estimator of $\alpha'(\theta_0)$.

1. Reuse $\Delta_j(h_k)$, where $j = 1, 2, \dots, n_b$ and $k = 1, 2, \dots, K$. That is, calculate $\Delta_j^{cor}(h_k) = \frac{|h_k|}{|\hat{h}_n|} \left(\Delta_j(h_k) - (1, h_k^2) \hat{\beta}_e \right) + \left(1, \hat{h}_n^2 \right) \hat{\beta}_e$ for $j = 1, 2, \dots, n_b$, and $k = 1, 2, \dots, K$.
2. Generate $n_2 = n - Kn_b$ sample pairs at \hat{h}_n and calculate $\left\{ \Delta_1(\hat{h}_n), \dots, \Delta_{n_2}(\hat{h}_n) \right\}$.
3. The Cor-CFD estimator

$$\hat{\Delta}_{n, \hat{h}_n} = \frac{1}{n} \left(\sum_{i=1}^{n_2} \Delta_i(\hat{h}_n) + \sum_{k=1}^K \sum_{j=1}^{n_b} \Delta_j^{cor}(h_k) \right).$$

Output: $\hat{\Delta}_{n, \hat{h}_n}$.

Example 1. Consider estimating the first order derivative of the function $\alpha(\theta) = \kappa \cdot \sin(\theta)$ at the point $\theta_0 = 0$, where κ is a priori unknown parameter.

- *Case 1: The observed variables at θ are assumed to obey a normal distribution with mean $\alpha(\theta)$ and variance 1, i.e., $Y(\theta) \sim \mathcal{N}(\alpha(\theta), 1)$.*
- *Case 2: The observed variables at θ are assumed to obey a normal distribution with mean $\alpha(\theta)$ and variance $e^{-3\theta}$, i.e., $Y(\theta) \sim \mathcal{N}(\alpha(\theta), e^{-3\theta})$.*

Cases 1 and 2 represent homoscedasticity and heteroscedasticity, respectively. From a simple calculation we obtain

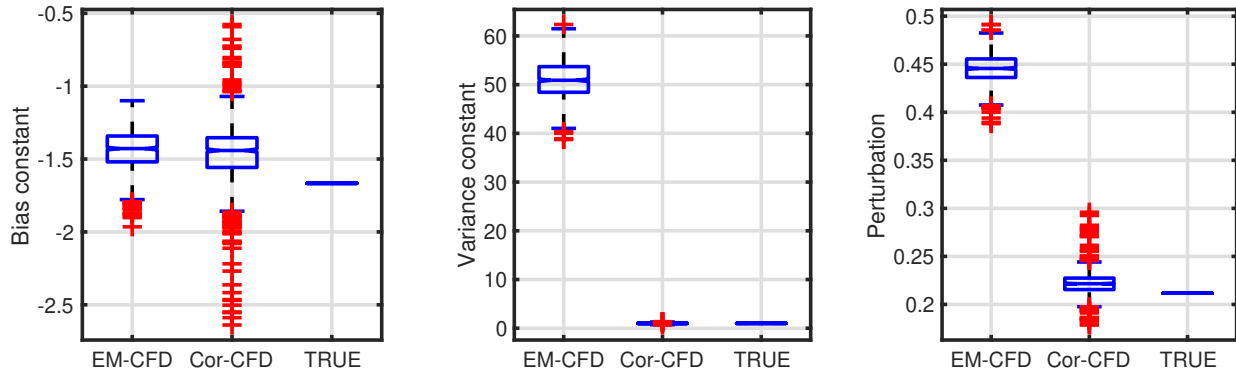
$$\alpha'(\theta_0) = \kappa, \quad B = -\kappa/6, \quad \sigma^2(\theta_0) = 1,$$

as the real parameters to measure the performance of our proposed method. During the execution of each algorithm, we assume that the parameters $\alpha'(\theta_0)$, B and $\sigma^2(\theta_0)$ are unknown.

Example 1, from Li and Lam (2020), is used to assess the validity and robustness of the sample-driven method for estimating unknown constants and perturbations. We compare the performance of our proposed method and the estimation-minimization CFD (EM-CFD) method proposed by Li and Lam (2020). In the implementation, we set $\kappa = 10$, $K = 10$ and utilize 200 pilot sample pairs. The results, presented in Figures 1 and 2, display three subfigures from left to right, representing the estimators of B , $\sigma^2(\theta_0)$, and h across 1000 replications. We compare the performance of our proposed estimator and the estimation-minimization CFD (EM-CFD) estimator proposed by Li and Lam (2020). When executing the EM-CFD algorithm, to align with the setting in Li and Lam (2020), we generate $h_1, \dots, h_{200} \stackrel{i.i.d.}{\sim} \mathcal{N}(0, 1 \times 200^{-1/5})$.

In the left subfigure of Figure 1, we observe that our method's robustness in estimating the bias constant is slightly lower than that of the EM-CFD algorithm in case 1, as indicated by the wider box for the Cor-CFD method. This could be due to the larger number of regression points used in the EM-CFD method; the Cor-CFD method employs only $K = 10$ regression points, whereas EM-CFD uses 200 sample pairs as regression points. Nonetheless, the two estimators of the bias constant are still comparable overall, likely due to the reduced error at each regression point in our proposed sample-driven method. The middle subfigure of Figure 1 indicates that our method effectively estimates the variance constant, a challenging task for the EM-CFD algorithm as it incorporates the variance of the perturbation generator. The right subfigure provides a comprehensive view of perturbation estimation. Across all 1000 experiments, the estimated perturbations through our method are much closer to the true value.

Figure 1: Comparison of the estimates of the unknown constants and perturbation for case 1 in Example 1.



In Figure 2, we illustrate the impact of different methods on the estimation of B , $\sigma^2(\theta_0)$, and h in case 2 of Example 1, which deals with scenarios of heteroskedasticity. Analyzing the pair of subfigures presented on the left, it is apparent that our method captures the variance information effectively and provides a more robust estimator of the bias constant. From the right subfigure, we observe that our method yields a more accurate and reliable estimator of the perturbation.

Furthermore, in Appendix C.1, we verify the sensitivity of different methods w.r.t. r , demonstrating the importance of inducing correlated samples in our method.

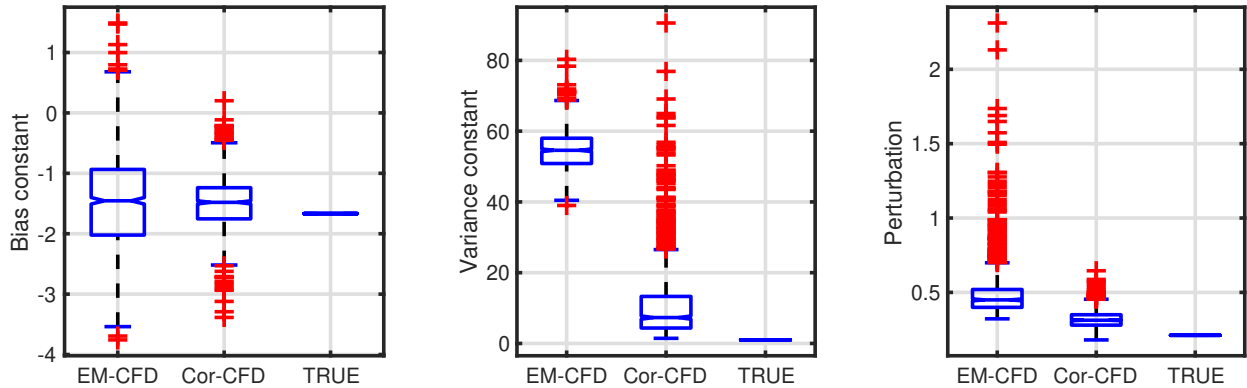
Example 2. We consider estimating the first order derivatives of the polynomial function $\alpha(\theta) = 1 - 6\theta + 6\theta^2 - 2.5\theta^3 + 0.1\theta^5$ at different θ_0 's. Assume that the observed variables at θ obey a normal distribution with mean $\alpha(\theta)$ and variance 1, i.e., $Y(\theta) \sim \mathcal{N}(\alpha(\theta), 1)$. From a simple calculation we obtain

$$\alpha'(\theta_0) = -6 + 12\theta_0 - 7.5\theta_0^2 + 0.5\theta_0^4, \quad B = -2.5 + \theta_0^2, \quad \sigma^2(\theta_0) = 1,$$

as the real parameters to measure the performance of our proposed method. During the implementation of each algorithm, we assume that the parameters $\alpha'(\theta_0)$, B and $\sigma^2(\theta_0)$ are unknown.

In this example, we attempt to verify the asymptotic variance reduction and possible bias reduction of our proposed Cor-CFD estimator. Table 3 presents a comparison of bias, variance, and MSE between the Cor-CFD estimator (denoted by Bias-Cor, Var-Cor and MSE-Cor, respectively) and the Opt-CFD estimator (denoted by Bias-Opt, Var-Opt and MSE-Opt, respectively) across

Figure 2: Comparison of the estimates of the unknown constants and perturbation for case 2 in Example 1.



various sample-pair sizes and θ_0 's in Example 2. Additional experiment results are provided in Appendix C.2, comparing the estimated MSEs of different methods. In Table 3, B and D are respectively the true values and Opt-CFD is meant to set B and $\sigma^2(\theta_0)$ as their true values, i.e., $B = -2.5 + \theta_0^2$ and $\sigma^2(\theta_0) = 1$. In addition, $\Lambda = \mathbf{c}^\top \mathbf{P} \mathbf{c}^4 \approx -2.2450$. We take the total samples to estimate the unknown constants (i.e., $r = 1$) and set $K = 10$ for the Cor-CFD estimator.

Table 3: Comparison of the bias, variance and MSE of the Cor-CFD and Opt-CFD estimators in Example 2.

Budget	x	B	D	Bias-Cor	Bias-Opt	Var-Cor	Var-Opt	MSE-Cor	MSE-Opt
10^2	0	-2.5	0.1	-0.3034	-0.1851	0.0711	0.0655	0.1631	0.0997
	1	-1.5	0.1	-0.2616	-0.1581	0.0679	0.0489	0.1362	0.0739
	2	1.5	0.1	0.0351	0.1501	0.0658	0.0474	0.0670	0.0699
	3	6.5	0.1	0.1673	0.2340	0.0750	0.1313	0.0134	0.1029
10^3	0	-2.5	0.1	-0.1256	-0.0865	0.0111	0.0131	0.0269	0.0205
	1	-1.5	0.1	-0.1169	-0.0670	0.0099	0.0100	0.0235	0.0145
	2	1.5	0.1	0.0345	0.0757	0.0099	0.0098	0.0111	0.0155
	3	6.5	0.1	0.0889	0.1150	0.0117	0.0291	0.0196	0.0423
10^4	0	-2.5	0.1	-0.0559	-0.0380	0.0018	0.0034	0.0049	0.0048
	1	-1.5	0.1	-0.0487	-0.0352	0.0016	0.0023	0.0040	0.0035
	2	1.5	0.1	0.0157	0.0309	0.0017	0.0023	0.0019	0.0033
	3	6.5	0.1	0.0414	0.0521	0.0021	0.0061	0.0038	0.0088

From Table 3, we have the following observations:

- Bias: The bias is influenced by the signs of B and D . If B and D have the same (opposite) signs, the absolute bias of the Cor-CFD method is smaller (larger) than that of the Opt-CFD method. This aligns with Theorem 4 because Λ is negative.
- Variance: It is observed that as the sample size increases, the variance of the Cor-CFD estimator consistently outperforms that of the Opt-CFD estimator, aligning with Proposition 5. For instance, at $x = 3$ with a sample budget of 10^4 , the variances for the Cor-CFD and Opt-CFD estimators are 0.0021 and 0.0061, respectively.
- MSE: It is important to note that the bias and variance of the Cor-CFD estimator consistently approximate and are smaller than those of the Opt-CFD estimator, respectively. Consequently, when employing MSE as the error criterion, the Cor-CFD estimator consistently performs nearly as well as (or even outperforms) the Opt-CFD estimator.

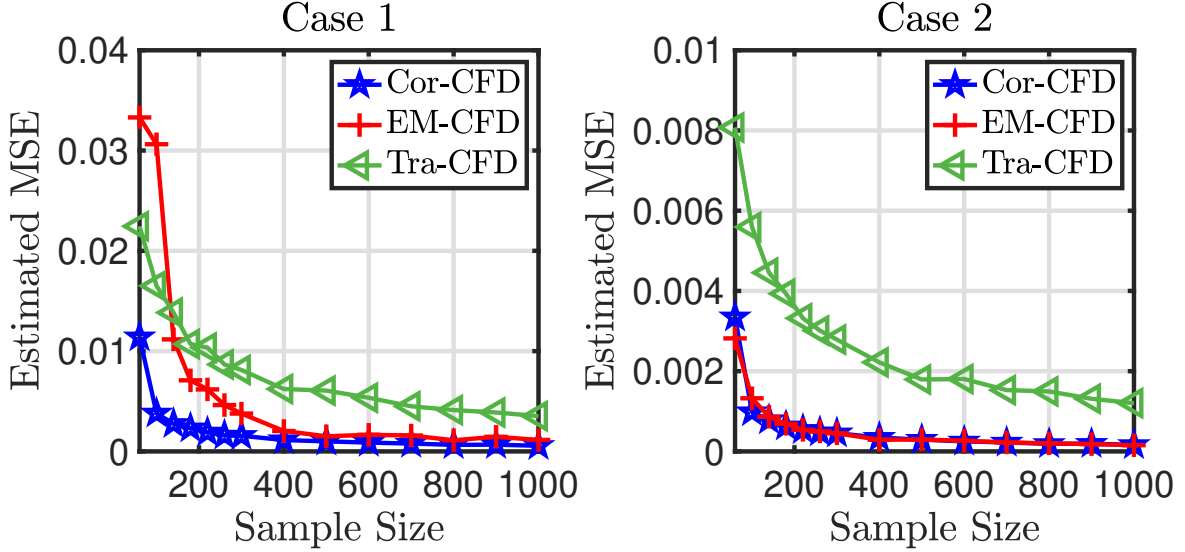
Example 3 (Queuing system). *In this example, we consider two cases.*

- *Case 1: We consider a critically loaded system, where we set $\lambda = \mu = 4$ and $N = 10$. In this case, the true derivative is -0.2501 , which is calculated using the likelihood ratio/score function method (see, e.g., Glynn, 1990) with 10^6 simulation repetitions (Lam et al., 2023).*
- *Case 2: We consider a non-critically loaded queue, where we set $\lambda = 3$, $\mu = 5$ and $N = 10$. In this case, the true derivative is -0.1136 .*

Figure 3 illustrates the numerical results for different methods in Example 3 when the sample-pair size changes from $n = 60$ to $n = 1000$. We compare the following three methods: the traditional CFD (Tra-CFD) method, EM-CFD method and Cor-CFD method. For the Tra-CFD method, we do not know any information about the model in advance and set $B = 5$ and $\sigma^2(\theta_0) = 1$. When considering the EM-CFD method, we set $r = 0.1$ and generate $h_1, \dots, h_{rn} \stackrel{i.i.d.}{\sim} \mathcal{N}(0, 1 \times (rn)^{-1/5})$. When applying the Cor-CFD method, we set $K = 20$ and $r = 1$ ($r = 1$ means the total samples are pilot samples).

Figure 3 illustrates that the performance of the Tra-CFD estimator is inferior to the other two estimators, underscoring the importance of estimating unknown constants in finite difference methods. In case 1 of Example 3, the Cor-CFD estimator consistently yields the most favorable results. For instance, with a sample-pair size of 60, the MSEs for the Cor-CFD and EM-CFD

Figure 3: Comparison of the MSE among different estimators for cases 1 and 2 in Example 3.



estimators are 0.011 and 0.033, respectively. In case 2, the performances of these two estimators are comparable.

7 Derivative-Free Optimization Using Cor-CFD

In this section, we consider the DFO problem, i.e., a stochastic optimization problem where gradient information is unavailable and only the stochastic function values can be obtained. Our goal is to incorporate the Cor-CFD estimator into the well-known L-BFGS algorithm (Nocedal, 1980) and numerically verify its efficiency in solving the DFO problem. We will leave the corresponding theoretical studies for future research.

Consider an optimization problem

$$\min_{\theta \in \mathbb{R}^d} \alpha(\theta) = \mathbb{E}[Y(\theta)]. \quad (43)$$

Suppose that Assumptions 1 and 3 hold, ensuring the applicability of our Cor-CFD method. Similarly to the operations in Shi et al. (2023), we replace the gradient estimator in the L-BFGS algorithm with our proposed Cor-CFD estimator, constructing a finite difference L-BFGS series:

$$\theta_{k+1} = \theta_k - a_k H_k \widehat{\Delta}_{T_k, \widehat{h}_{T_k}},$$

where k represents the iterative process, $a_k > 0$ is the step length, H_k is an approximation to the inverse Hessian matrix and $\widehat{\Delta}_{T_k, \widehat{h}_{T_k}}$ is a Cor-CFD estimator based on T_k sample pairs.

To ensure the seamless progress of iterations, two issues must be considered: how to determine the appropriate sample size T_k for each iteration, and how to choose the step length a_k . For the first issue, as iterations proceed and θ_k approaches the optimal point, the accuracy of the finite difference estimator becomes increasingly important. Intuitively, T_k should therefore increase as k increases. The theoretical determination of the optimal T_k could be left as a topic for future research.

For the second issue, we apply the stochastic Armijo condition (see, e.g., [Berahas et al., 2019](#); [Shi et al., 2023](#)),

$$Y\left(\theta_k - a_k H_k \widehat{\Delta}_{T_k, \widehat{h}_{T_k}}\right) \leq Y(\theta_k) + l_1 a_k \widehat{\Delta}_{T_k, \widehat{h}_{T_k}}^\top H_k \widehat{\Delta}_{T_k, \widehat{h}_{T_k}} + 2\sigma. \quad (44)$$

Specifically, we shrink $a_k \leftarrow l_2 a_k$ until the above condition holds, where $0 < l_1 < l_2 < 1$. Note that σ need not to be chosen too precisely and it suffices to select it as the upper bound of $\sigma(\theta_k)$ ([Berahas et al., 2019](#)). For example, when σ is relatively large, the stochastic Armijo condition is naturally satisfied and a_k degenerates a constant step length.

The Cor-CFD-based L-BFGS (CorCFD-L-BFGS) algorithm is shown in Algorithm 2. This algorithm is a quasi-Newton algorithm for DFO problems. We will compare our proposed Algorithm 2 with the traditional CFD-based L-BFGS (TraFD-L-BFGS) algorithm ([Shi et al., 2023](#)) and the new unconstrained optimization algorithm (NEWUOA) ([Powell, 2006](#)). The TraCFD-L-BFGS algorithm replaces the gradient estimator in L-BFGS algorithm by the finite difference estimator constructed from only a sample pair. Note that the NEWUOA is used as a benchmark in [Shi et al. \(2023\)](#). The detailed settings for each algorithm are provided Appendix D.1.

We consider two stochastic optimization problems constructed by artificially imposing a standard normal noise $\mathcal{N}(0, 1)$ on two classical test functions in optimization area – Rosenbrock function and Zakharov function (see, e.g., [Schittkowski, 2012](#); [Jamil and Yang, 2013](#)) and examine the efficiency of Algorithm 2. The definitions of these two functions are shown as follows:

- The Rosenbrock function $f : \mathbf{x} \mapsto f(\mathbf{x})$ where $\mathbf{x} \in \mathbb{R}^2$ is defined as

$$f(\mathbf{x}) = 100(x_2 - x_1^2)^2 + (x_1 - 1)^2.$$

Algorithm 2: Cor-CFD-based L-BFGS algorithm.

Input: The number of total sample pairs T , the number of perturbation parameters K , the number of initial batch size T_0 , the number of function evaluations $t = 0$, the number of bootstrap I , initial perturbation generator \mathcal{P}_0 , the line search parameters (l_1, l_2) , starting point θ_0 and initial step length for line search $a_0 > 0$.

Initialization: Set $k = 0$, $H_0 = I_{d \times d}$, where $I_{d \times d}$ is an identity matrix, and d is the problem dimension. Obtain the estimator $\widehat{\Delta}_{T_0, \widehat{h}_{T_0}}$ using Algorithm 1.

While $t < 2T$ **do**

1. Use stochastic Armijo line search (44) to find an appropriate step length $0 < a_k < a_0$ and set $t = t + t_{ls}$, where t_{ls} denotes the function evaluation counter during the line search procedure.
2. Update $\theta_{k+1} = \theta_k - a_k H_k \widehat{\Delta}_{T_k, \widehat{h}_{T_k}}$.
3. Set $T_{k+1} = \lfloor (T_k + k + 1) / K \rfloor \times K$ and obtain the estimator $\widehat{\Delta}_{T_{k+1}, \widehat{h}_{T_{k+1}}}$ using Algorithm 1.
4. Update H_{k+1} via the L-BFGS algorithm.
5. Set $t = t + 2dT_k$ and $k = k + 1$.

Output: The ultimate estimate θ_{k+1} .

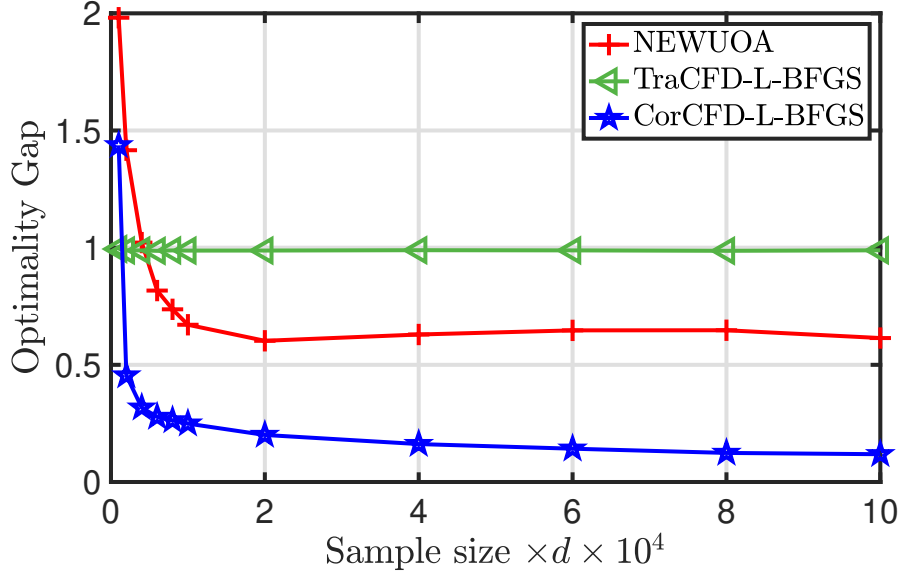
- A d -dimensional Zakharov function $f : \mathbf{x} \mapsto f(\mathbf{x})$ where $\mathbf{x} \in \mathbb{R}^d$ is defined as

$$f(\mathbf{x}) = \sum_{i=1}^d x_i^2 + \left(\sum_{i=1}^d 0.5ix_i \right)^2 + \left(\sum_{i=1}^d 0.5ix_i \right)^4.$$

That is, in (43), $Y(\theta) = f(\theta) + \varepsilon$ with $\varepsilon \sim \mathcal{N}(0, 1)$.

We show the optimality gap (OG, i.e., $\alpha(\theta_k) - \alpha(\theta^*)$, where θ^* is the global minimum point) for different algorithms on the Rosenbrock function in Figure 4. Figure 4 reveals that the TraCFD-L-BFGS algorithm fails to converge due to the large error in gradient estimation when using only one sample pair, which prevents the algorithm from identifying the correct descent direction. In contrast, the CorCFD-L-BFGS algorithm employs a batch of samples to estimate the gradient, facilitating the algorithm's gradual convergence to the minimum point. In addition, compared to NEWUOA, the CorCFD-L-BFGS algorithm also produces better outputs. For example, when the

Figure 4: Performances of the optimality gaps by different algorithms for Rosenbrock function w.r.t. different sample sizes.



sample-pair size is $10^5 \times d$, the optimal gaps for the CorCFD-L-BFGS algorithm and NEWUOA are 0.12 and 0.61, respectively.

Note that the TraCFD-L-BFGS algorithm is slightly better when the sample size is small. This may be attributed to two factors. Firstly, the TraCFD-L-BFGS algorithm undergoes more iterations than the CorCFD-L-BFGS algorithm because the finite difference estimator in the former is constructed by only one sample pair. Secondly, in the initial a few iterations, the gradient descent through the rough gradient estimation may be more important than the accuracy of the gradient descent direction. However, when the sample-pair size is relatively larger, i.e., 2×10^3 , the CorCFD-L-BFGS algorithm outperforms the TraCFD-L-BFGS algorithm, and so the former is more recommended.

Next, we study the comparison among these algorithms on the Zakharov function. Table 4 exhibits the solution gap (SG, denoted by $\|\theta_k - \theta^*\|_2$) and OG related to these algorithms. It is worth mentioning that in this example, the starting point $\theta_0 = \underbrace{(1, \dots, 1)}_d^\top$, and the corresponding function values are about $f(\theta_0) = 1.3125$, 5.7191×10^5 and 4.0649×10^{13} for $d = 1, 10$ and 100 , respectively. The optimal point and the optimal function value are $\theta^* = 0$ and $f(\theta^*) = 0$, respectively. In the

Table 4: Performances of the solution gaps and optimality gaps by different algorithms for Zakharov function w.r.t. different dimensions and different sample sizes.

Dimension	$d = 1$			$d = 10$			$d = 100$		
Sample Size ($\times d$)	10^3	10^4	10^5	10^3	10^4	10^5	10^3	10^4	10^5
NEWUOA (SG)	0.059	≈ 0	≈ 0	5.654	7.542	7.532	8.254	32.03	54.09
TraCFD-L-BFGS (SG)	0.087	0.081	0.079	3.591	3.684	3.697	7.718	14.92	17.20
CorCFD-L-BFGS (SG)	0.002	0.002	≈ 0	0.330	0.099	0.056	4.930	1.825	0.694
NEWUOA (OG)	0.018	≈ 0	≈ 0	30.93	57.38	57.25	68.51	1027	2927
TraCFD-L-BFGS (OG)	0.015	0.013	0.012	37.33	34.74	36.23	688.4	1469	1015
CorCFD-L-BFGS (OG)	0.004	0.002	≈ 0	0.176	0.037	0.022	24.42	3.527	0.569

table, “ ≈ 0 ” indicates a value less than 10^{-3} .

From Table 4, it can be seen that in the case of low dimension, e.g., $d = 1$, the results of three algorithms are comparable in the sense of both SG and OG. All of them are close to 0. When the dimension is higher, e.g., $d = 10$ and 100, the results of our proposed CorCFD-L-BFGS algorithm exhibit convergence as the sample-pair size increases, while those of the other algorithms do not. This is because the TraCFD-L-BFGS algorithm cannot find the correct gradient descent direction due to rough gradient estimation with only one sample pair, and the performance of NEWUOA may be improved through finding better algorithm parameter values tailored to the higher dimension cases. The detailed discussion on this topic will be provided in Appendix D.2. In particular, when $d = 100$ and the sample-pair size is $10^3 \times d$, our proposed CorCFD-L-BFGS algorithm reduces the estimated optimal function value to 24.42, down from the initial value of 4.0649×10^{13} . Furthermore, with an increased sample-pair size of $10^5 \times d = 10^7$, the estimated optimal function value decreases to 0.569. It is worth mentioning that this sample-pair size, i.e., 10^7 is considered acceptable for DFO problems with dimensions as large as $d = 100$ (see, e.g., [Bollapragada et al., 2024](#)).

8 Conclusions

The choice of the perturbation significantly influences the accuracy of the FD estimator in stochastic gradient estimation. Although the order of the optimal perturbation is known, determining the unknown constants remains challenging. To address this issue, we have proposed a sample-driven method. Furthermore, we reuse samples, thereby inducing correlated samples to construct

an efficient FD estimator. This estimator has an asymptotic variance reduction and possible bias reduction compared to the traditional optimal FD estimator. Numerical results demonstrate that our proposed correlation-induced FD estimator performs well even with small sample sizes. In addition, we propose an algorithm that combines our estimator with the renowned L-BFGS algorithm to solve DFO problems. Numerical results show that the proposed algorithm performs effectively when solving DFO problems with dimensions as large as 100.

For future work, bias reduction and variance reduction techniques for our proposed finite difference estimator could be explored. Section 7.1.2 in (Glasserman, 2013) reviews an extrapolation method for reducing the bias of conventional finite difference estimators, which could potentially be applied to our proposed estimator to achieve similar bias reduction.

On the other hand, as systems become increasingly complex, it is often easier to experiment with them rather than to fully understand their intricacies (Golovin et al., 2017). Consequently, DFO is gaining importance, and FD approximation emerges as a powerful technique for solving DFO problems (Shi et al., 2023). However, this research area remains underdeveloped. In this paper, we establish an efficient FD estimator for practical implementation and propose Algorithm 2 to solve DFO problems. In this research direction, the first topic is to prove the convergence and convergence rate of this algorithm, which intuitively, can be derived from Theorem 1 in Hu and Fu (2024). The second one involves determining the optimal sample size T_k in each iteration (e.g., T_k in the step 3 of Algorithm 2). The third one is how to apply the proposed FD estimator to DFO problems with large dimensions, such as 10^4 or larger. A potential approach could be the combination of the FD estimator with coordinate descent methods (see e.g., Nesterov, 2012).

References

- Søren Asmussen and Peter W. Glynn. *Stochastic Simulation: Algorithms and Analysis*. Springer, 2007.
- Albert S Berahas, Richard H Byrd, and Jorge Nocedal. Derivative-free optimization of noisy functions via quasi-newton methods. *SIAM Journal on Optimization*, 29(2):965–993, 2019.
- Raghu Bollapragada, Cem Karamanli, and Stefan M Wild. Derivative-free optimization via adaptive sampling strategies. *arXiv preprint arXiv:2404.11893*, 2024.

- Mark Broadie, Deniz Cicek, and Assaf Zeevi. General bounds and finite-time improvement for the Kiefer-Wolfowitz stochastic approximation algorithm. *Operations Research*, 59(5):1211–1224, 2011.
- Marie Chau and Michael C Fu. An overview of stochastic approximation. *Handbook of Simulation Optimization*, pages 149–178, 2014.
- Xinyun Chen, Yunan Liu, and Guiyu Hong. Online learning and optimization for queues with unknown demand curve and service distribution. *arXiv preprint arXiv:2303.03399*, 2023.
- Maryam Fazel, Rong Ge, Sham Kakade, and Mehran Mesbahi. Global convergence of policy gradient methods for the linear quadratic regulator. In *International Conference on Machine Learning*, pages 1467–1476. PMLR, 2018.
- Bennett L. Fox and Peter W. Glynn. Replication schemes for limiting expectations. *Probability in the Engineering and Informational Sciences*, 3(3):299–318, 1989.
- Michael C Fu. Optimization for simulation: Theory vs. practice. *INFORMS Journal on Computing*, 14(3):192–215, 2002.
- Michael C Fu. Gradient estimation. *Handbooks in Operations Research and Management Science*, pages 575–616, 2006.
- Michael C Fu. Stochastic gradient estimation. *Handbook of Simulation Optimization*, pages 105–147, 2015.
- Paul Glasserman. *Monte Carlo Methods in Financial Engineering*. Springer Science & Business Media, 2013.
- Peter W. Glynn. Likelihood ratio gradient estimation for stochastic systems. *Communications of the ACM*, 33(10):75–84, 1990.
- Daniel Golovin, Benjamin Solnik, Subhodeep Moitra, Greg Kochanski, John Karro, and David Sculley. Google vizier: A service for black-box optimization. In *Proceedings of the 23rd ACM SIGKDD International Conference on Knowledge Discovery and Data Mining*, pages 1487–1495, 2017.

- Fumio Hayashi. *Econometrics*. Princeton University Press, 2011.
- Philip Heidelberger, Xi-Ren Cao, Michael A. Zazanis, and Rajan Suri. Convergence properties of infinitesimal perturbation analysis estimates. *Management Science*, 34(11):1281–1302, 1988.
- Bernd Heidergott, Arie Hordijk, and Heinz Weisshaupt. Measure-Valued differentiation for stationary markov chains. *Mathematics of Operations Research*, 31(1):154–172, 2006.
- Bernd Heidergott, Felisa J. Vázquez-Abad, Georg Pflug, and Taoying Farenhorst-Yuan. Gradient estimation for discrete-event systems by measure-valued differentiation. *ACM Transactions on Modeling and Computer Simulation*, 20(1):1–28, 2010.
- Yu-Chi Ho, Xi-Ren Cao, and Christos Cassandras. Infinitesimal and finite perturbation analysis for queueing networks. *Automatica*, 19(4):439–445, 1983.
- L Jeff Hong, Sandeep Juneja, and Guangwu Liu. Kernel smoothing for nested estimation with application to portfolio risk measurement. *Operations Research*, 65(3):657–673, 2017.
- Jiaqiao Hu and Michael C Fu. On the convergence rate of stochastic approximation for gradient-based stochastic optimization. *Operations Research*, 2024.
- Momin Jamil and Xin-She Yang. A literature survey of benchmark functions for global optimisation problems. *International Journal of Mathematical Modelling and Numerical Optimisation*, 4(2):150–194, 2013.
- Jack Kiefer and Jacob Wolfowitz. Stochastic estimation of the maximum of a regression function. *The Annals of Mathematical Statistics*, 23(3):462–466, 1952.
- Leonard Kleinrock and Richard Gail. *Queueing Systems: Problems and Solutions*. Wiley-Interscience, 1996.
- Henry Lam, Xinyu Zhang, and Xuhui Zhang. Enhanced balancing of bias-variance tradeoff in stochastic estimation: A minimax perspective. *Operations Research*, 71(6):2352–2373, 2023.
- Jeffrey Larson, Matt Menickelly, and Stefan M. Wild. Derivative-free optimization methods. *Acta Numerica*, 28:287–404, 2019.

- Pierre L'Ecuyer. An overview of derivative estimation. In *1991 Winter Simulation Conference (WSC)*, pages 207–217. IEEE, 1991.
- Haidong Li and Henry Lam. Optimally tuning finite-difference estimators. In *2020 Winter Simulation Conference (WSC)*, pages 457–468. IEEE, 2020.
- Yurii Nesterov. Efficiency of coordinate descent methods on huge-scale optimization problems. *SIAM Journal on Optimization*, 22(2):341–362, 2012.
- Yurii Nesterov and Vladimir Spokoiny. Random gradient-free minimization of convex functions. *Foundations of Computational Mathematics*, 17(2):527–566, 2015.
- Jorge Nocedal. Updating quasi-newton matrices with limited storage. *Mathematics of computation*, 35(151):773–782, 1980.
- Yijie Peng, Michael C. Fu, Jian-Qiang Hu, and Bernd Heidergott. A new unbiased stochastic derivative estimator for discontinuous sample performances with structural parameters. *Operations Research*, 66(2):487–499, 2018.
- Michael JD Powell. The NEWUOA software for unconstrained optimization without derivatives. *Large-Scale Nonlinear Optimization*, pages 255–297, 2006.
- Martin I. Reiman and Alan Weiss. Sensitivity analysis for simulations via likelihood ratios. *Operations Research*, 37(5):830–844, 1989.
- Reuven Y. Rubinstein. The score function approach for sensitivity analysis of computer simulation models. *Mathematics and Computers in Simulation*, 28(5):351–379, 1986.
- Tim Salimans, Jonathan Ho, Xi Chen, Szymon Sidor, and Ilya Sutskever. Evolution strategies as a scalable alternative to reinforcement learning. *arXiv preprint arXiv:1703.03864*, 2017.
- Klaus Schittkowski. *More Test Examples for Nonlinear Programming Codes*, volume 282. Springer Science & Business Media, 2012.
- Ohad Shamir. An optimal algorithm for bandit and zero-order convex optimization with two-point feedback. *Journal of Machine Learning Research*, 18(52):1–11, 2017.

- Jun Shao and Dongsheng Tu. *The Jackknife and Bootstrap*. Springer Science & Business Media, 2012.
- Hao-Jun Michael Shi, Melody Qiming Xuan, Figen Oztoprak, and Jorge Nocedal. On the numerical performance of finite-difference-based methods for derivative-free optimization. *Optimization Methods and Software*, 38(2):289–311, 2023.
- James C. Spall. Multivariate stochastic approximation using a simultaneous perturbation gradient approximation. *IEEE Transactions on Automatic Control*, 37(3):332–341, 1992.
- James C. Spall. A one-measurement form of simultaneous perturbation stochastic approximation. *Automatica*, 33(1):109–112, 1997.
- Jingxu Xu and Zeyu Zheng. Gradient-based simulation optimization algorithms via multi-resolution system approximations. *INFORMS Journal on Computing*, 35(3):633–651, 2023.
- Michael A. Zazanis and Rajan Suri. Convergence rates of finite-difference sensitivity estimates for stochastic systems. *Operations Research*, 41(4):694–703, 1993.
- Kun Zhang, Guangwu Liu, and Shiyu Wang. Bootstrap-based budget allocation for nested simulation. *Operations Research*, 70(2):1128–1142, 2022.

A Proofs in Section 3

A.1 Proof of Theorem 1

We prove (11) and (12) separately.

Proof of (11) :

$$\mathbb{E}_* \widehat{\Delta}_{n_b, h}^b = \mathbb{E}_* [\Delta_1^*(h)] = \frac{1}{n_b} \sum_{i=1}^{n_b} \Delta_i(h) = \widetilde{\alpha}'_h(\theta_0) + \bar{Z}_{n_b, h}, \quad (45)$$

where the first equality is due to the linearity of expectation, the second one is due to Table 1 and the last one is from (4). Under Assumption 3, using the Taylor expansion, we get

$$\begin{aligned} \alpha(\theta_0 + h) &= \alpha(\theta_0) + \alpha'(\theta_0)h + \frac{\alpha^{(2)}(\theta_0)}{2}h^2 + Bh^3 + \frac{\alpha^{(4)}(\theta_0)}{24}h^4 + \frac{\alpha^{(5)}(\theta_0)}{120}h^5 + o(h^5), \\ \alpha(\theta_0 - h) &= \alpha(\theta_0) - \alpha'(\theta_0)h + \frac{\alpha^{(2)}(\theta_0)}{2}h^2 - Bh^3 + \frac{\alpha^{(4)}(\theta_0)}{24}h^4 - \frac{\alpha^{(5)}(\theta_0)}{120}h^5 + o(h^5). \end{aligned}$$

Subtraction eliminates $\alpha^{(2)}(\theta_0)$ and $\alpha^{(4)}(\theta_0)$, leaving

$$\widetilde{\alpha}'_h(\theta_0) = \alpha'(\theta_0) + Bh^2 + Dh^4 + o(h^4),$$

where $D = \alpha^{(5)}(\theta_0)/120$. Combining with (45) gives

$$\mathbb{E}_* \widehat{\Delta}_{n_b, h}^b = \alpha'(\theta_0) + Bh^2 + Dh^4 + o(h^4) + \bar{Z}_{n_b, h}.$$

Proof of (12) :

Under \mathbb{P}_* , $\Delta_1^*(h), \Delta_2^*(h), \dots, \Delta_{n_b}^*(h)$ are i.i.d., so the variance of $\widehat{\Delta}_{n_b, h}^b$ is

$$\begin{aligned} \text{Var}_* \left[\widehat{\Delta}_{n_b, h}^b \right] &= \frac{1}{n_b} \text{Var}_* [\Delta_1^*(h)] = \frac{1}{n_b} \left(\mathbb{E}_* [\Delta_1^*(h)]^2 - [\mathbb{E}_* \Delta_1^*(h)]^2 \right) \\ &= \frac{1}{n_b} \left(\frac{1}{n_b} \sum_{i=1}^{n_b} \Delta_i^2(h) - \left(\frac{1}{n_b} \sum_{i=1}^{n_b} \Delta_i(h) \right)^2 \right) \\ &= \frac{1}{n_b^2} \sum_{i=1}^{n_b} \left(\Delta_i(h) - \frac{1}{n_b} \sum_{j=1}^{n_b} \Delta_j(h) \right)^2. \end{aligned}$$

Denote

$$S^2 = \frac{1}{n_b - 1} \sum_{i=1}^{n_b} \left(\Delta_i(h) - \frac{1}{n_b} \sum_{j=1}^{n_b} \Delta_j(h) \right)^2 = \frac{1}{n_b - 1} \sum_{i=1}^{n_b} (Z_i(h) - \bar{Z}_{n_b, h})^2, \quad (46)$$

and then we have

$$\text{Var}_* \left[\widehat{\Delta}_{n_b, h}^b \right] = \frac{n_b - 1}{n_b^2} S^2. \quad (47)$$

In the following we study S^2 . Since $Z_1(h), Z_2(h), \dots, Z_{n_b}(h)$ are i.i.d., S^2 is an unbiased estimate of $\text{Var}[Z_1(h)]$, i.e.,

$$\mathbb{E}[S^2] = \text{Var}[Z_1(h)] = \text{Var}[\Delta_1(h)] = \frac{\sigma^2(\theta_0 + h) + \sigma^2(\theta_0 - h)}{4h^2}.$$

Under Assumption 2, we have $\sigma^2(\theta_0 + h) = \sigma^2(\theta_0) + o(1)$ and $\sigma^2(\theta_0 - h) = \sigma^2(\theta_0) + o(1)$. Therefore,

$$\mathbb{E}[S^2] = \text{Var}[Z_1(h)] = \frac{\sigma^2(\theta_0) + o(1)}{2h^2}. \quad (48)$$

Let $\xi(h)$ is the zero-mean error associated with S^2 and we have

$$S^2 = \frac{\sigma^2(\theta_0) + o(1)}{2h^2} + \xi(h). \quad (49)$$

The variance of $\xi(h)$ is

$$\text{Var}[\xi(h)] = \mathbb{E}[\xi(h)]^2 = \mathbb{E} \left[S^2 - \frac{\sigma^2(\theta_0) + o(1)}{2h^2} \right]^2 = \mathbb{E}[S^2]^2 - \frac{\sigma^4(\theta_0) + o(1)}{4h^4}. \quad (50)$$

We calculate $\mathbb{E}[S^2]^2$ as follows. It follows from (46) that

$$\begin{aligned} & (n_b - 1)^2 \mathbb{E}[S^2]^2 \\ &= \mathbb{E} \left[\sum_{i=1}^{n_b} (Z_i(h) - \bar{Z}_{n_b, h})^2 \right]^2 = \mathbb{E} \left[\sum_{i=1}^{n_b} Z_i^2(h) - n_b \bar{Z}_{n_b}^2(h) \right]^2 \\ &= \mathbb{E} \left[\sum_{i=1}^{n_b} Z_i^2(h) \right]^2 - 2n_b \mathbb{E} \left[\sum_{i=1}^{n_b} Z_i^2(h) \bar{Z}_{n_b}^2(h) \right] + n_b^2 \mathbb{E} [\bar{Z}_{n_b, h}^4] \\ &= \mathbb{E} \left[\sum_{i=1}^{n_b} Z_i^2(h) \right]^2 - 2n_b^2 \mathbb{E} [Z_1^2(h) \bar{Z}_{n_b}^2(h)] + n_b^2 \mathbb{E} [Z_1(h) \bar{Z}_{n_b}^3(h)] \\ &= \mathbb{E} \left[\sum_{i=1}^{n_b} Z_i^2(h) \right]^2 - 2 \mathbb{E} \left[Z_1^2(h) \left(\sum_{i=1}^{n_b} Z_i(h) \right)^2 \right] + \frac{1}{n_b} \mathbb{E} \left[Z_1(h) \left(\sum_{i=1}^{n_b} Z_i(h) \right)^3 \right], \end{aligned} \quad (51)$$

where the fourth equality holds because for any $1 \leq i \leq n_b$, we have

$$\mathbb{E} [Z_i^2(h) \bar{Z}_{n_b}^2(h)] = \mathbb{E} [Z_1^2(h) \bar{Z}_{n_b}^2(h)], \quad \mathbb{E} [Z_i(h) \bar{Z}_{n_b}^3(h)] = \mathbb{E} [Z_1(h) \bar{Z}_{n_b}^3(h)].$$

In the following, we study the three terms on RHS of (51) separately.

$$\begin{aligned}
\text{The first term on the RHS of (51)} &= \mathbb{E} \left[\sum_{i=1}^{n_b} Z_i^4(h) + 2 \sum_{i<j} Z_i^2(h) Z_j^2(h) \right] \\
&= n_b \mathbb{E}[Z_1(h)]^4 + n_b(n_b - 1) \mathbb{E}[Z_1(h)]^2 \mathbb{E}[Z_2(h)]^2 \\
&= n_b \nu_4(h) + n_b(n_b - 1) \frac{\sigma^4(\theta_0) + o(1)}{4h^4}, \tag{52}
\end{aligned}$$

where $\nu_4(h) = \mathbb{E}[Z_1(h)]^4$ and $\mathbb{E}[Z_1(h)]^2$ and $\mathbb{E}[Z_2(h)]^2$ are equal to $\text{Var}[Z_1(h)]$ which can be found in (48). Then, we calculate the second term on the RHS of (51) as

$$\begin{aligned}
&\text{The second term on the RHS of (51)} \\
&= -2 \mathbb{E} \left[Z_1^2(h) \left(\sum_{i=1}^{n_b} Z_i^2(h) + 2 \sum_{i<j} Z_i(h) Z_j(h) \right) \right] \\
&= -2 \mathbb{E}[Z_1(h)]^4 - 2 \mathbb{E} \left[Z_1^2(h) \sum_{i>1} Z_i^2(h) \right] - 4 \mathbb{E} \left[Z_1^2(h) \sum_{i<j} Z_i(h) Z_j(h) \right] \\
&= -2 \nu_4(h) - 2(n_b - 1) \mathbb{E}[Z_1^2(h)] \mathbb{E}[Z_2^2(h)] - 4 \mathbb{E} \left[Z_1^3(h) \sum_{j>1} Z_j(h) + Z_1^2(h) \sum_{1<i<j} Z_i(h) Z_j(h) \right] \\
&= -2 \nu_4(h) - 2(n_b - 1) \frac{\sigma^4(\theta_0) + o(1)}{4h^4}, \tag{53}
\end{aligned}$$

where the last equality is because for any $j > 1$, $\mathbb{E}[Z_1^3(h) Z_j(h)] = \mathbb{E}[Z_1^3(h)] \mathbb{E}[Z_j(h)] = 0$, and for any $1 < i < j$, $\mathbb{E}[Z_1^2(h) Z_i(h) Z_j(h)] = \mathbb{E}[Z_1^2(h)] \mathbb{E}[Z_i(h)] \mathbb{E}[Z_j(h)] = 0$.

The third term on the RHS of (51)

$$\begin{aligned}
&= \frac{1}{n_b} \mathbb{E} \left[Z_1(h) \left(\sum_{i=1}^{n_b} Z_i^3(h) + \sum_{i \neq j} 3Z_i^2(h) Z_j(h) + \sum_{i<j<k} 6Z_i(h) Z_j(h) Z_k(h) \right) \right] \\
&= \frac{1}{n_b} \mathbb{E} \left[Z_1^4(h) + Z_1(h) \sum_{i>1} Z_i^3(h) + \sum_{j>1} 3Z_1^3(h) Z_j(h) + \sum_{i>1} 3Z_1^2(h) Z_i^2(h) + \sum_{i,j>1, i \neq j} 3Z_1(h) Z_i^2(h) Z_j(h) \right. \\
&\quad \left. + \sum_{1<j<k} 6Z_1^2(h) Z_j(h) Z_k(h) + \sum_{1<i<j<k} 6Z_1(h) Z_i(h) Z_j(h) Z_k(h) \right] \\
&= \frac{1}{n_b} \mathbb{E} \left[Z_1^4(h) + \sum_{i>1} 3Z_1^2(h) Z_i^2(h) \right] = \frac{\nu_4(h)}{n_b} + \frac{3(n_b - 1) \sigma^4(\theta_0) + o(1)}{n_b 4h^4}, \tag{54}
\end{aligned}$$

where the third equality is because for any $i \neq j$, $\mathbb{E}[Z_i(h) Z_j^3(h)] = \mathbb{E}[Z_i(h)] \mathbb{E}[Z_j^3(h)] = 0$, and for any $i \neq j, i \neq k, j \neq k$, $\mathbb{E}[Z_i^2(h) Z_j(h) Z_k(h)] = \mathbb{E}[Z_i^2(h)] \mathbb{E}[Z_j(h)] \mathbb{E}[Z_k(h)] = 0$, $\mathbb{E}[Z_1(h) Z_i(h) Z_j(h) Z_k(h)] =$

$\mathbb{E}[Z_1(h)]\mathbb{E}[Z_i(h)]\mathbb{E}[Z_j(h)]\mathbb{E}[Z_k(h)] = 0$. Combine (51), (52), (53) and (54), leading to

$$(n_b - 1)^2 \mathbb{E}[S^2]^2 = \frac{(n_b - 1)^2}{n_b} \nu_4(h) + \frac{(n_b^2 - 2n_b + 3)(n_b - 1)}{n_b} \frac{\sigma^4(\theta_0) + o(1)}{4h^4}.$$

Therefore,

$$\mathbb{E}[S^2]^2 = \frac{\nu_4(h)}{n_b} + \frac{n_b^2 - 2n_b + 3}{n_b(n_b - 1)} \frac{\sigma^4(\theta_0) + o(1)}{4h^4},$$

and (50) is

$$\text{Var}[\xi(h)] = \frac{\nu_4(h)}{n_b} - \frac{n_b - 3}{n_b(n_b - 1)} \frac{\sigma^4(\theta_0) + o(1)}{4h^4}. \quad (55)$$

According to (47) and (49), we have

$$\text{Var}_* \left[\widehat{\Delta}_{n_b, h}^b \right] = \frac{(n_b - 1)(\sigma^2(\theta_0) + o(1))}{2n_b^2 h^2} + \phi(h),$$

where $\phi(h) = (n_b - 1)\xi(h)/n_b^2$ and

$$\begin{aligned} \text{Var}[\phi(h)] &= \frac{(n_b - 1)^2}{n_b^4} \left(\frac{\nu_4(h)}{n_b} - \frac{n_b - 3}{n_b(n_b - 1)} \frac{\sigma^4(\theta_0) + o(1)}{4h^4} \right) \\ &= \frac{(n_b - 1)^2}{n_b^4 h^4} \left(\frac{\nu_4 + o(1)}{n_b} - \frac{n_b - 3}{n_b(n_b - 1)} \frac{\sigma^4(\theta_0) + o(1)}{4} \right), \end{aligned}$$

where the second equality is because

$$\nu_4(h) = \mathbb{E}[Z_1(h)]^4 = \frac{\mathbb{E}[hZ_1(h)]^4}{h^4} = \frac{\nu_4 + o(1)}{h^4}.$$

The proof is complete.

A.2 Proof of Theorem 2

Using the least squares method, we get

$$\widehat{\beta}_e = \left(\mathbf{X}_e^\top \mathbf{X}_e \right)^{-1} \mathbf{X}_e^\top \mathbf{Y}_e.$$

Note that

$$\beta_e = \left(\mathbf{X}_e^\top \mathbf{X}_e \right)^{-1} \mathbf{X}_e^\top \mathbf{X}_e \beta_e.$$

Then, according to (15), we have

$$\widehat{\beta}_e - \beta_e = \left(\mathbf{X}_e^\top \mathbf{X}_e \right)^{-1} \mathbf{X}_e^\top (\mathbf{Y}_e - \mathbf{X}_e \beta_e) = \left(\mathbf{X}_e^\top \mathbf{X}_e \right)^{-1} \mathbf{X}_e^\top \mathcal{E}_e$$

$$\begin{aligned}
&= \left(\begin{bmatrix} 1 & \dots & 1 \\ h_1^2 & \dots & h_K^2 \end{bmatrix} \begin{bmatrix} 1 & \dots & 1 \\ h_1^2 & \dots & h_K^2 \end{bmatrix}^\top \right)^{-1} \begin{bmatrix} 1 & \dots & 1 \\ h_1^2 & \dots & h_K^2 \end{bmatrix} \begin{bmatrix} Dh_1^4 + o(h_1^4) + \bar{Z}_{n_b, h_1} \\ \vdots \\ Dh_K^4 + o(h_K^4) + \bar{Z}_{n_b, h_K} \end{bmatrix} \\
&= \begin{bmatrix} K & \sum_{k=1}^K h_k^2 \\ \sum_{k=1}^K h_k^2 & \sum_{k=1}^K h_k^4 \end{bmatrix}^{-1} \begin{bmatrix} \sum_{k=1}^K (Dh_k^4 + o(h_k^4) + \bar{Z}_{n_b, h_k}) \\ \sum_{k=1}^K (Dh_k^6 + o(h_k^4) + h_k^2 \bar{Z}_{n_b, h_k}) \end{bmatrix} \\
&= \frac{\begin{bmatrix} \sum_{k=1}^K h_k^4 & -\sum_{k=1}^K h_k^2 \\ -\sum_{k=1}^K h_k^2 & K \end{bmatrix} \begin{bmatrix} \sum_{k=1}^K (Dh_k^4 + o(h_k^4) + \bar{Z}_{n_b, h_k}) \\ \sum_{k=1}^K (Dh_k^6 + o(h_k^6) + h_k^2 \bar{Z}_{n_b, h_k}) \end{bmatrix}}{K \sum_{k=1}^K h_k^4 - \left(\sum_{k=1}^K h_k^2 \right)^2}.
\end{aligned}$$

Therefore,

$$\widehat{B} - B = \frac{K \sum_{k=1}^K (Dh_k^6 + o(h_k^6) + h_k^2 \bar{Z}_{n_b, h_k}) - \sum_{k=1}^K h_k^2 \sum_{k=1}^K (Dh_k^4 + o(h_k^4) + \bar{Z}_{n_b, h_k})}{K \sum_{k=1}^K h_k^4 - \left(\sum_{k=1}^K h_k^2 \right)^2}.$$

We divide $\widehat{B} - B$ into two parts, i.e.,

$$\widehat{B} - B = \frac{K \sum_{k=1}^K (Dh_k^6 + o(h_k^6)) - \sum_{k=1}^K h_k^2 \sum_{k=1}^K (Dh_k^4 + o(h_k^4))}{K \sum_{k=1}^K h_k^4 - \left(\sum_{k=1}^K h_k^2 \right)^2} \quad (56)$$

$$+ \frac{K \sum_{k=1}^K h_k^2 \bar{Z}_{n_b, h_k} - \sum_{k=1}^K h_k^2 \sum_{k=1}^K \bar{Z}_{n_b, h_k}}{K \sum_{k=1}^K h_k^4 - \left(\sum_{k=1}^K h_k^2 \right)^2}. \quad (57)$$

Note that (56) is the non-random term, while (57) is the random term whose variance is the same as that of \widehat{B} . We now separately calculate the bias, variance, and then the MSE of \widehat{B} .

For any h_k , $\mathbb{E}[\bar{Z}_{n_b, h_k}] = 0$, so the expectation of (57) is 0. Furthermore, the bias of \widehat{B} is

$$\begin{aligned}
\text{Bias}[\widehat{B}] &= \mathbb{E}[\widehat{B} - B] = \frac{K \sum_{k=1}^K (Dh_k^6 + o(h_k^6)) - \sum_{k=1}^K h_k^2 \sum_{k=1}^K (Dh_k^4 + o(h_k^4))}{K \sum_{k=1}^K h_k^4 - \left(\sum_{k=1}^K h_k^2 \right)^2} \\
&= \frac{K \sum_{k=1}^K Dc_k^6 - \sum_{k=1}^K c_k^2 \sum_{k=1}^K Dc_k^4}{K \sum_{k=1}^K c_k^4 - \left(\sum_{k=1}^K c_k^2 \right)^2} n_b^{2\gamma} + o\left(n_b^{2\gamma}\right) \\
&= H_K n_b^{2\gamma} + o\left(n_b^{2\gamma}\right), \quad (58)
\end{aligned}$$

where

$$H_K = \frac{K \sum_{k=1}^K Dc_k^6 - \sum_{k=1}^K c_k^2 \sum_{k=1}^K Dc_k^4}{K \sum_{k=1}^K c_k^4 - \left(\sum_{k=1}^K c_k^2 \right)^2}.$$

For the variance of \widehat{B} , by (57),

$$\begin{aligned}
& \text{Var} \left[\widehat{B} \right] \left(K \sum_{k=1}^K h_k^4 - \left(\sum_{k=1}^K h_k^2 \right)^2 \right)^2 = \text{Var} \left[K \sum_{k=1}^K h_k^2 \bar{Z}_{n_b, h_k} - \sum_{k=1}^K h_k^2 \sum_{k=1}^K \bar{Z}_{n_b, h_k} \right] \\
&= K^2 \sum_{k=1}^K h_k^4 \text{Var} [\bar{Z}_{n_b, h_k}] - 2K \sum_{k=1}^K h_k^2 \sum_{k=1}^K h_k^2 \text{Var} [\bar{Z}_{n_b, h_k}] + \left(\sum_{k=1}^K h_k^2 \right)^2 \sum_{k=1}^K \text{Var} [\bar{Z}_{n_b, h_k}] \\
&= \frac{\sigma^2(\theta_0) + o(1)}{2n_b} \left(K^2 \sum_{k=1}^K h_k^2 - 2K^2 \sum_{k=1}^K h_k^2 + \left(\sum_{k=1}^K h_k^2 \right)^2 \sum_{k=1}^K \frac{1}{h_k^2} \right) \\
&= \frac{\sigma^2(\theta_0) + o(1)}{2n_b^{1+6\gamma}} \left(-K^2 \sum_{k=1}^K c_k^2 + \left(\sum_{k=1}^K c_k^2 \right)^2 \sum_{k=1}^K \frac{1}{c_k^2} \right).
\end{aligned}$$

Furthermore, the variance of \widehat{B} is

$$\text{Var} \left[\widehat{B} \right] = V_K \frac{\sigma^2(\theta_0) + o(1)}{2n_b^{1+6\gamma}}, \tag{59}$$

where

$$V_K = \frac{-K^2 \sum_{k=1}^K c_k^2 + \left(\sum_{k=1}^K c_k^2 \right)^2 \sum_{k=1}^K 1/c_k^2}{\left(K \sum_{k=1}^K c_k^4 - \left(\sum_{k=1}^K c_k^2 \right)^2 \right)^2}.$$

Combining (58) and (59) gives the MSE of \widehat{B} .

$$\text{MSE} \left[\widehat{B} \right] = \text{Bias}^2 \left[\widehat{B} \right] + \text{Var} \left[\widehat{B} \right] = H_K^2 n_b^{4\gamma} + o \left(n_b^{4\gamma} \right) + V_K \frac{\sigma^2(\theta_0) + o(1)}{2n_b^{1+6\gamma}}. \tag{60}$$

From (60), when $-1/6 < \gamma < 0$, we have $\text{MSE} \left[\widehat{B} \right] \rightarrow 0$ as $n_b \rightarrow \infty$. Therefore, according to Chebyshev's inequality, for any $\epsilon > 0$, as $n_b \rightarrow \infty$

$$\mathbb{P} \left(\left| \widehat{B} - B \right| \geq \epsilon \right) \leq \frac{\mathbb{E} \left[\widehat{B} - B \right]^2}{\epsilon^2} = \frac{\text{MSE} \left[\widehat{B} \right]}{\epsilon^2} \rightarrow 0.$$

So $\widehat{B} \xrightarrow{p} B$. The proof is complete.

A.3 Asymptotic Property of $\widehat{\alpha}'(\theta_0)$

Corollary 6. *Under the same conditions as in Theorem 2, we have*

$$\mathbb{E} \left[\widehat{\alpha}'(\theta_0) - \alpha'(\theta_0) \right] = \widetilde{H}_K n_b^{4\gamma} + o \left(n_b^{4\gamma} \right), \quad \text{Var} \left[\widehat{\alpha}'(\theta_0) \right] = \widetilde{V}_K \frac{\sigma^2(\theta_0) + o(1)}{2n_b^{1+2\gamma}}, \tag{61}$$

where \tilde{H}_K and \tilde{V}_K are constants depending on c_1, \dots, c_K . Specifically,

$$\tilde{H}_K = \frac{\sum_{k=1}^K c_k^4 \sum_{k=1}^K D c_k^4 - \sum_{k=1}^K c_k^2 \sum_{k=1}^K D c_k^6}{K \sum_{k=1}^K c_k^4 - \left(\sum_{k=1}^K c_k^2\right)^2},$$

$$\tilde{V}_K = \frac{\left(\sum_{k=1}^K c_k^2\right)^3 - 2K \sum_{k=1}^K c_k^4 \sum_{k=1}^K c_k^2 + \left(\sum_{k=1}^K c_k^4\right)^2 \sum_{k=1}^K 1/c_k^2}{\left(K \sum_{k=1}^K c_k^4 - \left(\sum_{k=1}^K c_k^2\right)^2\right)^2}.$$

In addition, if $-1/6 < \gamma < 0$, then $\hat{\alpha}'(\theta_0) \xrightarrow{p} \alpha'(\theta_0)$.

The proof of Corollary 6 is identical to that of Theorem 2. (61) provides the convergence rates for the bias and the variance of $\hat{\alpha}'(\theta_0)$, which are $O\left(n_b^{4\gamma}\right)$ and $O\left(n_b^{-1-2\gamma}\right)$, respectively. Additionally, when c_1, \dots, c_K are generated from a proper distribution \mathcal{P}_0 , the convergence rates of the bias and the variance of $\hat{\alpha}'(\theta_0)$ are $O\left(n_b^{4\gamma}\right)$ and $O\left(n_b^{8\gamma}\right) + O\left(n_b^{-1-2\gamma}\right)$, respectively.

A.4 Analysis of (21)

Under Assumption 4, the left hand side (LHS) of (48) is

$$\begin{aligned} \mathbb{E}[S^2] &= \text{Var}[Z_1(h)] = \text{Var}[\Delta_1(h)] = \frac{\sigma^2(\theta_0 + h) + \sigma^2(\theta_0 - h)}{4h^2} \\ &= \frac{(\sigma(\theta_0) + \sigma'(\theta_0)h + o(h))^2 + (\sigma(\theta_0) - \sigma'(\theta_0)h + o(h))^2}{4h^2} = \frac{\sigma^2(\theta_0) + \sigma'(\theta_0)^2 h^2 + o(h^2)}{2h^2}, \end{aligned}$$

where the fourth equality is due to the Taylor expansion. Then, following the proof of Theorem 1, (21) is obtained.

A.5 Proof of Theorem 3

Using the least squares method, we get

$$\hat{\beta}_v = \left(\mathbf{X}_v^\top \mathbf{X}_v\right)^{-1} \mathbf{X}_v^\top \mathbf{Y}_v.$$

Note that

$$\beta_v = \left(\mathbf{X}_v^\top \mathbf{X}_v\right)^{-1} \mathbf{X}_v^\top \mathbf{X}_v \beta_v.$$

Then, according to (22), we have

$$\hat{\beta}_v - \beta_v = \left(\mathbf{X}_v^\top \mathbf{X}_v\right)^{-1} \mathbf{X}_v^\top (\mathbf{Y}_v - \mathbf{X}_v \beta_v) = \left(\mathbf{X}_v^\top \mathbf{X}_v\right)^{-1} \mathbf{X}_v^\top \mathcal{E}_v$$

$$= \left(\sum_{k=1}^K \frac{(n_b - 1)^2}{4n_b^4 h_k^4} \right)^{-1} \sum_{k=1}^K \left(\frac{(n_b - 1)^2 [\sigma'(\theta_0)^2 h_k^2 + o(h_k^2)]}{4n_b^4 h_k^4} + \frac{n_b - 1}{2n_b^2 h_k^2} \phi(h_k) \right).$$

We divide $\widehat{\beta}_v - \beta_v$ into two parts, i.e.,

$$\widehat{\beta}_v - \beta_v = \left(\sum_{k=1}^K \frac{(n_b - 1)^2}{4n_b^4 h_k^4} \right)^{-1} \sum_{k=1}^K \frac{(n_b - 1)^2 [\sigma'(\theta_0)^2 h_k^2 + o(h_k^2)]}{4n_b^4 h_k^4} \quad (62)$$

$$+ \left(\sum_{k=1}^K \frac{(n_b - 1)^2}{4n_b^4 h_k^4} \right)^{-1} \sum_{k=1}^K \frac{n_b - 1}{2n_b^2 h_k^2} \phi(h_k). \quad (63)$$

Note that (62) is the non-random term, while (63) is the random term whose variance is the same as that of $\widehat{\beta}_v$. We now separately calculate the bias, variance, and then the MSE of $\widehat{\beta}_v$.

For any h_k , $\mathbb{E}[\phi(h_k)] = 0$, so the expectation of (63) is 0. Furthermore, the bias of $\widehat{\beta}_v$ is

$$\begin{aligned} \text{Bias}[\widehat{\beta}_v] &= \mathbb{E}[\widehat{\beta}_v - \beta_v] = \left(\sum_{k=1}^K \frac{(n_b - 1)^2}{4n_b^4 h_k^4} \right)^{-1} \sum_{k=1}^K \frac{(n_b - 1)^2 [\sigma'(\theta_0)^2 h_k^2 + o(h_k^2)]}{4n_b^4 h_k^4} \\ &= \left(\sum_{k=1}^K \frac{(n_b - 1)^2}{4n_b^4 c_k^4 n_b^{4\gamma}} \right)^{-1} \sum_{k=1}^K \frac{(n_b - 1)^2 [\sigma'(\theta_0)^2 c_k^2 n_b^{2\gamma} + o(n_b^{2\gamma})]}{4n_b^4 c_k^4 n_b^{4\gamma}} \\ &= \frac{4n_b^{4+4\gamma}}{(n_b - 1)^2} \left(\sum_{k=1}^K \frac{1}{c_k^4} \right)^{-1} \frac{\sigma'(\theta_0)^2 (n_b - 1)^2 n_b^{2\gamma}}{4n_b^{4+4\gamma}} \sum_{k=1}^K \frac{1 + o(1)}{c_k^2} \\ &= \widehat{H}_K n_b^{2\gamma} + o(n_b^{2\gamma}), \end{aligned} \quad (64)$$

where

$$\widehat{H}_K = \sigma'(\theta_0)^2 \left(\sum_{k=1}^K \frac{1}{c_k^4} \right)^{-1} \sum_{k=1}^K \frac{1}{c_k^2}.$$

The variance of $\widehat{\beta}_v$ is

$$\begin{aligned} \text{Var}[\widehat{\beta}_v] &= \left(\sum_{k=1}^K \frac{(n_b - 1)^2}{4n_b^4 h_k^4} \right)^{-2} \sum_{k=1}^K \frac{(n_b - 1)^2}{4n_b^4 h_k^4} \text{Var}[\phi(h_k)] \\ &= \left(\sum_{k=1}^K \frac{(n_b - 1)^2}{4n_b^4 c_k^4 n_b^{4\gamma}} \right)^{-2} \sum_{k=1}^K \frac{(n_b - 1)^2}{4n_b^4 c_k^4 n_b^{4\gamma}} \text{Var}[\phi(h_k)] \\ &= \frac{16n_b^{8+8\gamma}}{(n_b - 1)^4} \left(\sum_{k=1}^K \frac{1}{c_k^4} \right)^{-2} \frac{(n_b - 1)^2}{4n_b^{4+4\gamma}} \sum_{k=1}^K \frac{\text{Var}[\phi(h_k)]}{c_k^4} \\ &= \frac{4n_b^{4+4\gamma}}{(n_b - 1)^2} \left(\sum_{k=1}^K \frac{1}{c_k^4} \right)^{-2} \sum_{k=1}^K \frac{\text{Var}[\phi(h_k)]}{c_k^4} \end{aligned}$$

$$\begin{aligned}
&= \frac{4n_b^{4+4\gamma}}{(n_b-1)^2} \left(\sum_{k=1}^K \frac{1}{c_k^4} \right)^{-2} \sum_{k=1}^K \frac{1}{c_k^4} \frac{(n_b-1)^2}{n_b^4 h_k^4} \left(\frac{\nu_4 + o(1)}{n_b} - \frac{n_b-3}{n_b(n_b-1)} \frac{\sigma^4(\theta_0) + o(1)}{4} \right) \\
&= \frac{4n_b^{4+4\gamma}}{(n_b-1)^2} \left(\sum_{k=1}^K \frac{1}{c_k^4} \right)^{-2} \sum_{k=1}^K \frac{1}{c_k^4} \frac{(n_b-1)^2}{n_b^4 c_k^4 n_b^{4\gamma}} \left(\frac{\nu_4 + o(1)}{n_b} - \frac{n_b-3}{n_b(n_b-1)} \frac{\sigma^4(\theta_0) + o(1)}{4} \right) \\
&= \widehat{V}_K \frac{4\nu_4(n_b-1) - \sigma^4(\theta_0)(n_b-3)}{n_b(n_b-1)} + o\left(\frac{1}{n_b}\right), \tag{65}
\end{aligned}$$

where the fifth equality is from Theorem 1 and

$$\widehat{V}_K = \left(\sum_{k=1}^K \frac{1}{c_k^4} \right)^{-2} \sum_{k=1}^K \frac{1}{c_k^8}.$$

Combining (64) and (65) gives the MSE of $\widehat{\beta}_v$.

$$\begin{aligned}
\text{MSE} \left[\widehat{\beta}_v \right] &= \text{Bias}^2 \left[\widehat{\beta}_v \right] + \text{Var} \left[\widehat{\beta}_v \right] \\
&= \widehat{H}_K^2 n_b^{4\gamma} + o\left(n_b^{4\gamma}\right) + \widehat{V}_K \frac{4\nu_4(n_b-1) - \sigma^4(\theta_0)(n_b-3)}{n_b(n_b-1)} + o\left(\frac{1}{n_b}\right) \tag{66}
\end{aligned}$$

From (66), when $\gamma < 0$, we have $\text{MSE} \left[\widehat{\beta}_v \right] \rightarrow 0$ as $n_b \rightarrow \infty$. Therefore, according to Chebyshev's inequality, for any $\epsilon > 0$, as $n_b \rightarrow \infty$

$$\mathbb{P} \left(\left| \widehat{\beta}_v - \beta_v \right| \geq \epsilon \right) \leq \frac{\mathbb{E} \left[\widehat{\beta}_v - \beta_v \right]^2}{\epsilon^2} = \frac{\text{MSE} \left[\widehat{\beta}_v \right]}{\epsilon^2} \rightarrow 0.$$

The proof is complete.

B Discussions and Proofs in Section 4

B.1 Further Explanations on (27)

We need to demonstrate that the leading terms and $o_p(\cdot)$ terms in (26) converge to their corresponding terms in (27). To prevent excessive technical complexity of proving the convergence of the $o_p(\cdot)$ terms in (26), we adopt the operation in Hong et al. (2017) and thus directly assume that their uniform integrability holds, which ensures their convergence. Next, we prove the convergence of the leading terms in (26).

The continuous mapping theorem implies that $\left(\widehat{\beta}_v / \widehat{B}^2 \right)^{1/3}$ and $\left(\widehat{B}^2 / \widehat{\beta}_v \right)^{1/3}$ converge to $(\beta_v / B^2)^{1/3}$ and $(B^2 / \beta_v)^{1/3}$ in probability, respectively. To prove the convergence of the leading terms in (26),

we aim to apply the dominated convergence theorem. This theorem requires that $(\widehat{\beta}_v/\widehat{B}^2)^{1/3}$ and $(\widehat{B}^2/\widehat{\beta}_v)^{1/3}$ are bounded by some integrable random variable. This requirement is not apparently satisfied because 0 cannot be excluded from the support sets of the regression estimators $\widehat{\beta}_v$ and \widehat{B} . In the following, we provide a technique, inspired by [Hong et al. \(2017\)](#), to prove the convergence of the leading terms in (26).

Take the convergence of the bias term in (26) for example. Note that $B \neq 0$. Specifically, we can assume that there exists a positive number ϵ such that $B > \epsilon > 0$. Then, we can solve (14) under the constraint $\widehat{B} > \epsilon$. In others words, define a new estimator $\widetilde{B} = \epsilon + \max\{\widehat{B} - \epsilon, 0\}$ and replace \widehat{B} with \widetilde{B} in the bias term. The following Lemma 1 and Proposition 7 demonstrate that the asymptotic properties of \widetilde{B} are identical to those of \widehat{B} . As a result, the dominated convergence theorem ensures the convergence of the leading terms in (26) to their corresponding terms in (27).

Lemma 1. *Suppose that Assumption 3 holds and assume that $f(\cdot)$ is third continuously differentiable and has a uniformly bounded third derivative. For any $k = 1, \dots, K (K \geq 2)$, denote $h_k = c_k n_b^\gamma (c_k \neq 0, \gamma < 0)$ and for any $j \neq k$, let $c_j \neq c_k$. Then,*

$$\mathbb{E} \left[f \left(\widehat{B} \right) \right] = f(B) + f'(B) H_K n_b^{2\gamma} + o \left(n_b^{2\gamma} \right), \quad (67)$$

$$\text{Var} \left[f \left(\widehat{B} \right) \right] = f(B) f''(B) H_K^2 n_b^{4\gamma} + (f'(B)^2 + f(B) f''(B)) V_K \frac{\sigma^2(\theta_0)}{2n_b^{1+6\gamma}} + o \left(n_b^{4\gamma} \right) + o \left(\frac{1}{n_b^{1+6\gamma}} \right), \quad (68)$$

where H_K and V_K are defined as in Theorem 2.

Proof. We prove (67) and (68), respectively.

Proof of (67): By Taylor expansion, we have

$$f \left(\widehat{B} \right) = f(B) + f'(B) \left(\widehat{B} - B \right) + \frac{f''(\check{B})}{2} \left(\widehat{B} - B \right)^2,$$

where \check{B} is a random variable between B and \widehat{B} . Therefore,

$$\mathbb{E} \left[f \left(\widehat{B} \right) \right] = f(B) + f'(B) \mathbb{E} \left[\widehat{B} - B \right] + o \left(n_b^{2\gamma} \right) = f(B) + f'(B) H_K n_b^{2\gamma} + o \left(n_b^{2\gamma} \right), \quad (69)$$

where H_K is defined as in Theorem 2.

Proof of (68): Note that

$$\text{Var} \left[f \left(\widehat{B} \right) \right] = \mathbb{E} \left[f^2 \left(\widehat{B} \right) \right] - \mathbb{E}^2 \left[f \left(\widehat{B} \right) \right]. \quad (70)$$

Our task now is to calculate $\mathbb{E} \left[f^2 \left(\widehat{B} \right) \right]$. According to Taylor expansion,

$$\begin{aligned} f^2 \left(\widehat{B} \right) &= f^2(B) + 2f(B)f'(B) \left(\widehat{B} - B \right) + \left(f'(B)^2 + f(B)f''(B) \right) \left(\widehat{B} - B \right)^2 \\ &\quad + \frac{1}{3} \left(3f' \left(\overset{\circ}{B} \right) f'' \left(\overset{\circ}{B} \right) + f \left(\overset{\circ}{B} \right) f''' \left(\overset{\circ}{B} \right) \right) \left(\widehat{B} - B \right)^3, \end{aligned}$$

where $\overset{\circ}{B}$ is a random variable between B and \widehat{B} . Therefore,

$$\begin{aligned} \mathbb{E} \left[f^2 \left(\widehat{B} \right) \right] &= f^2(B) + 2f(B)f'(B)\mathbb{E} \left[\widehat{B} - B \right] + \left(f'(B)^2 + f(B)f''(B) \right) \mathbb{E} \left[\widehat{B} - B \right]^2 \\ &\quad + o \left(n_b^{4\gamma} \right) + o \left(\frac{1}{n_b^{1+6\gamma}} \right), \\ &= f^2(B) + 2f(B)f'(B)H_K n_b^{2\gamma} + \left(f'(B)^2 + f(B)f''(B) \right) \left(H_K^2 n_b^{4\gamma} + V_K \frac{\sigma^2(\theta_0)}{2n_b^{1+6\gamma}} \right) \\ &\quad + o \left(n_b^{4\gamma} \right) + o \left(\frac{1}{n_b^{1+6\gamma}} \right), \end{aligned} \tag{71}$$

where V_K is defined as in Theorem 2.

Combining (69), (70) and (71) gives that

$$\text{Var} \left[f \left(\widehat{B} \right) \right] = f(B)f''(B)H_K^2 n_b^{4\gamma} + \left(f'(B)^2 + f(B)f''(B) \right) V_K \frac{\sigma^2(\theta_0)}{2n_b^{1+6\gamma}} + o \left(n_b^{4\gamma} \right) + o \left(\frac{1}{n_b^{1+6\gamma}} \right).$$

The proof is complete. \square

Proposition 7. *Suppose that Assumption 3 holds and assume that B is bounded below away from 0. For any $k = 1, \dots, K$ ($K \geq 2$), denote $h_k = c_k n_b^\gamma$ ($c_k \neq 0, \gamma < 0$) and for any $j \neq k$, let $c_j \neq c_k$. For $0 < \epsilon < B$, define $\widetilde{B} = \epsilon + \max \left\{ \widehat{B} - \epsilon, 0 \right\}$. Then,*

$$\mathbb{E} \left[\widetilde{B} \right] - B = H_K n_b^{2\gamma} + o \left(n_b^{2\gamma} \right), \quad \text{Var} \left[\widetilde{B} \right] = V_K \frac{\sigma^2(\theta_0) + o(1)}{2n_b^{1+6\gamma}}, \tag{72}$$

where H_K and V_K are defined as in Theorem 2.

Proof. For a given $\delta > 0$, we construct a smooth approximation function of $f(x) = \epsilon + \max \{x - \epsilon, 0\}$, denoted by $f_\delta(x)$, as follows:

$$f_\delta(x) = \epsilon + \left(\frac{1}{2}(x + \delta - \epsilon) - \frac{\delta}{\pi} \cos \left(\frac{x - \epsilon}{2\delta} \pi \right) \right) \mathbb{1}_{\{\epsilon - \delta \leq x \leq \epsilon + \delta\}} + (x - \epsilon) \mathbb{1}_{\{x > \epsilon + \delta\}}.$$

It is easily verified that for a fixed $\delta > 0$, $f_\delta(x)$ is third continuously differentiable and has a uniformly bounded third derivative. Specifically,

$$f'_\delta(x) = \left(\frac{1}{2} + \frac{1}{2} \sin \left(\frac{x - \epsilon}{2\delta} \pi \right) \right) \mathbb{1}_{\{\epsilon - \delta \leq x \leq \epsilon + \delta\}} + \mathbb{1}_{\{x > \epsilon + \delta\}},$$

$$f''_\delta(x) = \frac{\pi}{4\delta} \cos\left(\frac{x-\epsilon}{2\delta}\pi\right) \mathbb{1}_{\{\epsilon-\delta \leq x \leq \epsilon+\delta\}},$$

$$f'''_\delta(x) = -\frac{\pi^2}{8\delta^2} \sin\left(\frac{x-\epsilon}{2\delta}\pi\right) \mathbb{1}_{\{\epsilon-\delta \leq x \leq \epsilon+\delta\}}.$$

Therefore, according Lemma 1, for a fixed $\delta > 0$, we have

$$\mathbb{E}\left[f_\delta(\widehat{B})\right] = f_\delta(B) + f'_\delta(B)H_K n_b^{2\gamma} + o\left(n_b^{2\gamma}\right),$$

$$\text{Var}\left[f_\delta(\widehat{B})\right] = f_\delta(B)f''_\delta(B)H_K^2 n_b^{4\gamma} + (f'_\delta(B))^2 + f_\delta(B)f''_\delta(B))V_K \frac{\sigma^2(\theta_0)}{2n_b^{1+6\gamma}} + o\left(n_b^{4\gamma}\right) + o\left(\frac{1}{n_b^{1+6\gamma}}\right),$$

where H_K and V_K are defined as in Theorem 2. As $\delta \rightarrow 0$, by the dominated convergence theorem we get

$$\begin{aligned} \mathbb{E}\left[\widetilde{B}\right] &= \mathbb{E}\left[\epsilon + \max\left\{\widehat{B} - \epsilon, 0\right\}\right] = \mathbb{E}\left[\lim_{\delta \rightarrow 0} f_\delta(\widehat{B})\right] = \lim_{\delta \rightarrow 0} \mathbb{E}\left[f_\delta(\widehat{B})\right] \\ &= \lim_{\delta \rightarrow 0} f_\delta(B) + \lim_{\delta \rightarrow 0} f'_\delta(B)H_K n_b^{2\gamma} + o\left(n_b^{2\gamma}\right) = \epsilon + (B - \epsilon) \mathbb{1}_{\{B > \epsilon\}} + \mathbb{1}_{\{B > \epsilon\}} H_K n_b^{2\gamma} + o\left(n_b^{2\gamma}\right) \\ &= B + H_K n_b^{2\gamma} + o\left(n_b^{2\gamma}\right), \end{aligned}$$

and

$$\begin{aligned} \text{Var}\left[\widetilde{B}\right] &= \text{Var}\left[\epsilon + \max\left\{\widehat{B} - \epsilon, 0\right\}\right] = \text{Var}\left[\lim_{\delta \rightarrow 0} f_\delta(\widehat{B})\right] = \lim_{\delta \rightarrow 0} \text{Var}\left[f_\delta(\widehat{B})\right] \\ &= \lim_{\delta \rightarrow 0} f'_\delta(B)^2 V_K \frac{\sigma^2(\theta_0)}{2n_b^{1+6\gamma}} + o\left(n_b^{4\gamma}\right) + o\left(\frac{1}{n_b^{1+6\gamma}}\right) = \mathbb{1}_{\{B > \epsilon\}} V_K \frac{\sigma^2(\theta_0)}{2n_b^{1+6\gamma}} + o\left(n_b^{4\gamma}\right) + o\left(\frac{1}{n_b^{1+6\gamma}}\right) \\ &= V_K \frac{\sigma^2(\theta_0)}{2n_b^{1+6\gamma}} + o\left(n_b^{4\gamma}\right) + o\left(\frac{1}{n_b^{1+6\gamma}}\right), \end{aligned} \tag{73}$$

where the fourth equality is since that $B > \epsilon$, there exists $\delta' > 0$ such that $B > \epsilon + \delta'$. Therefore, for any $\delta < \delta'$, $f''_\delta(B) = \frac{\pi}{4\delta} \cos\left(\frac{B-\epsilon}{2\delta}\pi\right) \mathbb{1}_{\{\epsilon-\delta \leq B \leq \epsilon+\delta\}} = 0$, i.e., $\lim_{\delta \rightarrow 0} f''_\delta(B) = 0$. Similarly, $\lim_{\delta \rightarrow 0} f'''_\delta(B) = 0$. As a result, it is obvious that $o\left(n_b^{4\gamma}\right)$ in (73) is 0. Therefore,

$$\text{Var}\left[\widetilde{B}\right] = V_K \frac{\sigma^2(\theta_0)}{2n_b^{1+6\gamma}} + o\left(\frac{1}{n_b^{1+6\gamma}}\right).$$

The proof is complete. \square

B.2 Proof of Theorem 4

From (3), (31) and (32), it follows that

$$\widehat{\Delta}_{n, \widehat{h}_n} = \frac{1}{n} \left(\sum_{i=1}^{n_2} \Delta_i(\widehat{h}_n) + n_b \left(\sum_{k=1}^K \frac{|h_k|}{|\widehat{h}_n|} \left(\widehat{\Delta}_{n_b, h_k} - (1, h_k^2) \widehat{\beta}_e \right) + K \left(1, \widehat{h}_n^2 \right) \widehat{\beta}_e \right) \right),$$

where $\widehat{\boldsymbol{\beta}}_e = (\mathbf{X}_e^\top \mathbf{X}_e)^{-1} \mathbf{X}_e^\top \mathbf{Y}_e$. From (45),

$$\mathbb{E}_* \widehat{\Delta}_{n_b, h}^b = \frac{1}{n_b} \sum_{i=1}^{n_b} \Delta_i(h) = \widehat{\Delta}_{n_b, h},$$

so $\widehat{\boldsymbol{\beta}}_e = (\mathbf{X}_e^\top \mathbf{X}_e)^{-1} \mathbf{X}_e^\top \left[\widehat{\Delta}_{n_b, h_1}, \dots, \widehat{\Delta}_{n_b, h_K} \right]^\top$ and we can represent $\widehat{\Delta}_{n, \widehat{h}_n}$ in matrix form

$$\widehat{\Delta}_{n, \widehat{h}_n} = \frac{1}{n} \left(\sum_{i=1}^{n_2} \Delta_i(\widehat{h}_n) + n_b \mathbf{h}^\top \mathbf{P} \boldsymbol{\Delta}_h + K n_b (1, \widehat{h}_n^2) \widehat{\boldsymbol{\beta}}_e \right),$$

where $\mathbf{h} = [|h_1|, \dots, |h_K|]^\top$, $\boldsymbol{\Delta}_h = \left[\widehat{\Delta}_{n_b, h_1} / |\widehat{h}_n|, \dots, \widehat{\Delta}_{n_b, h_K} / |\widehat{h}_n| \right]^\top$ and $\mathbf{P} = \mathbf{I} - \mathbf{X}_e (\mathbf{X}_e^\top \mathbf{X}_e)^{-1} \mathbf{X}_e^\top$. Note that (35) is a straightforward corollary of (33) and (34), so we only have to prove (33) and (34) separately.

Proof of (33): According to the linearity of the expectation,

$$n \mathbb{E} \widehat{\Delta}_{n, \widehat{h}_n} = \mathbb{E} \left[\sum_{i=1}^{n_2} \Delta_i(\widehat{h}_n) \right] + K n_b \mathbb{E} \left[(1, \widehat{h}_n^2) \widehat{\boldsymbol{\beta}}_e \right] + n_b \mathbb{E} \left[\mathbf{h}^\top \mathbf{P} \boldsymbol{\Delta}_h \right]. \quad (74)$$

We consider the three terms on the RHS of (74) separately. Firstly, we study the first term on the RHS of (74).

$$\begin{aligned} \text{The first term on the RHS of (74)} &= \mathbb{E} \left[\mathbb{E} \left[\sum_{i=1}^{n_2} \Delta_i(\widehat{h}_n) \mid \widehat{h}_n \right] \right] \\ &= \mathbb{E} \left[n_2 \left(\alpha'(\theta_0) + B \widehat{h}_n^2 + o(\widehat{h}_n^2) \right) \right] \\ &= n_2 \left(\mathbb{E} \left[\alpha'(\theta_0) + B \widehat{h}_n^2 \right] + o(n^{-1/3}) \right), \end{aligned} \quad (75)$$

where the second equality is due to (5). As for the third equality, we omit the lengthy discussion on the technical assumptions needed to ensure $\mathbb{E} \left[o(\widehat{h}_n^2) \right] = o(n^{-1/3})$???. In the following, we keep assuming that the operators $\mathbb{E}[\cdot]$ (or $\text{Var}[\cdot]$) and $o(\cdot)$ (or $o_p(\cdot)$) can be exchanged.

Secondly, we consider the second term on the RHS of (74).

$$\begin{aligned} &\text{The second term on the RHS of (74)} \\ &= K n_b \mathbb{E} \left[(1, \widehat{h}_n^2) \boldsymbol{\beta}_e + (1, \widehat{h}_n^2) (\widehat{\boldsymbol{\beta}}_e - \boldsymbol{\beta}_e) \right] \\ &= K n_b \mathbb{E} \left[\alpha'(\theta_0) + B \widehat{h}_n^2 \right] + K n_b \mathbb{E} \left[\widehat{\alpha}'(\theta_0) - \alpha'(\theta_0) \right] + K n_b \mathbb{E} \left[(\widehat{B} - B) \widehat{h}_n^2 \right] \\ &= K n_b \mathbb{E} \left[\alpha'(\theta_0) + B \widehat{h}_n^2 \right] + K n_b \widetilde{H}_K n_b^{-2/5} + K n_b \mathbb{E} \left[(\widehat{B} - B) \widehat{h}_n^2 \right] \\ &\leq K n_b \mathbb{E} \left[\alpha'(\theta_0) + B \widehat{h}_n^2 \right] + K n_b O(n_b^{-2/5}) + K n_b \left(\mathbb{E} \left[\widehat{B} - B \right]^2 \mathbb{E} \left[\widehat{h}_n^4 \right] \right)^{1/2} \end{aligned}$$

$$=Kn_b\mathbb{E}\left[\alpha'(\theta_0) + B\widehat{h}_n^2\right] + Kn_bO\left(n_b^{-2/5}\right) + Kn_bO\left(n_b^{-1/5}\right)O\left(n^{-1/3}\right), \quad (76)$$

where the last two equalities are due to Corollary 6 and Theorem 2, respectively, and the inequality is because of Cauchy-Schwarz inequality.

Lastly, we study the third term on the RHS of (74).

$$\begin{aligned} & \text{The third term on the RHS of (74)} = n_b\mathbf{h}^\top \mathbf{P}\mathbb{E}[\Delta_{\mathbf{h}}] \\ & = n_bD\left(\frac{4nB^2}{\sigma^2(\theta_0)}\right)^{1/6}\mathbf{h}^\top \mathbf{P}\mathbf{h}^4 + o\left(n_b^{1/2}\right)O\left(n^{1/6}\right) \\ & = D\left(\frac{4B^2}{\sigma^2(\theta_0)}\right)^{1/6}\mathbf{c}^\top \mathbf{P}\mathbf{c}^4 n_b^{1/2}n^{1/6} + o\left(n_b^{1/2}\right)O\left(n^{1/6}\right), \end{aligned} \quad (77)$$

where $\mathbf{h}^4 = [h_1^4, \dots, h_K^4]^\top$, $\mathbf{c} = [|c_1|, \dots, |c_K|]^\top$ and $\mathbf{c}^4 = [c_1^4, \dots, c_K^4]^\top$ and the second equality is because \mathbf{P} is a projection matrix.³ Note that here we omit the lengthy discussion to ensure that the remainder terms have the form $o\left(n_b^{1/2}\right)O\left(n^{1/6}\right)$.

Combining (74), (75), (76) and (77) gives

$$\begin{aligned} n\mathbb{E}\widehat{\Delta}_{n,\widehat{h}_n} & = (n_2 + Kn_b)\mathbb{E}\left[\alpha'(\theta_0) + B\widehat{h}_n^2\right] + D\left(\frac{4B^2}{\sigma^2(\theta_0)}\right)^{1/6}\mathbf{c}^\top \mathbf{P}\mathbf{c}^4 n_b^{1/2}n^{1/6} \\ & \quad + n_2o\left(n^{-1/3}\right) + Kn_bO\left(n_b^{-2/5}\right) + Kn_bO\left(n_b^{-1/5}\right)O\left(n^{-1/3}\right) + o\left(n_b^{1/2}\right)O\left(n^{1/6}\right). \end{aligned}$$

Therefore,

$$\begin{aligned} \mathbb{E}\widehat{\Delta}_{n,\widehat{h}_n} & = \mathbb{E}\left[\alpha'(\theta_0) + B\widehat{h}_n^2\right] + D\left(\frac{4B^2}{\sigma^2(\theta_0)}\right)^{1/6}\mathbf{c}^\top \mathbf{P}\mathbf{c}^4 n_b^{1/2}n^{-5/6} + o\left(n^{-1/3}\right) \\ & = \alpha'(\theta_0) + \left(\frac{B\sigma^2(\theta_0)}{4n}\right)^{1/3} + \left(\frac{4B^2}{\sigma^2(\theta_0)}\right)^{1/6}\sqrt{\frac{n_b}{n}}D\mathbf{c}^\top \mathbf{P}\mathbf{c}^4 n^{-1/3} + o\left(n^{-1/3}\right). \end{aligned}$$

Proof of (34): The variance of $\widehat{\Delta}_{n_b,\widehat{h}_n}$ is written as

$$\begin{aligned} \text{Var}\left[\widehat{\Delta}_{n_b,\widehat{h}_n}\right] & = \frac{1}{n^2}\left(\text{Var}\left[\sum_{i=1}^{n_2}\Delta_i\left(\widehat{h}_n\right)\right] + \text{Var}\left[n_b\mathbf{h}^\top \mathbf{P}\Delta_{\mathbf{h}}\right] + \text{Var}\left[Kn_b\left(1,\widehat{h}_n^2\right)\widehat{\beta}_e\right]\right. \\ & \quad + 2\text{Cov}\left[\sum_{i=1}^{n_2}\Delta_i\left(\widehat{h}_n\right), n_b\mathbf{h}^\top \mathbf{P}\Delta_{\mathbf{h}}\right] + 2\text{Cov}\left[\sum_{i=1}^{n_2}\Delta_i\left(\widehat{h}_n\right), Kn_b\left(1,\widehat{h}_n^2\right)\widehat{\beta}_e\right] \\ & \quad \left. + 2\text{Cov}\left[n_b\mathbf{h}^\top \mathbf{P}\Delta_{\mathbf{h}}, Kn_b\left(1,\widehat{h}_n^2\right)\widehat{\beta}_e\right]\right). \end{aligned} \quad (78)$$

We look at the six terms on the RHS of (78) one by one.

³Specifically, for any $\mathbf{v} \in \mathcal{C}(\mathbf{X}_e)$, $\mathbf{P}\mathbf{v} = \mathbf{0}$.

Firstly, we consider the first term on the RHS of (78).

$$\begin{aligned}
& \text{The first term on the RHS of (78)} \\
&= \frac{1}{n^2} \text{Var} \left[\mathbb{E} \left[\sum_{i=1}^{n_2} \Delta_i(\widehat{h}_n) \mid \widehat{h}_n \right] \right] + \frac{1}{n^2} \mathbb{E} \left[\text{Var} \left[\sum_{i=1}^{n_2} \Delta_i(\widehat{h}_n) \mid \widehat{h}_n \right] \right] \\
&= \frac{1}{n^2} \text{Var} \left[n_2 \left(\alpha'(\theta_0) + B\widehat{h}_n^2 + o(\widehat{h}_n^2) \right) \right] + \frac{1}{n^2} \mathbb{E} \left[n_2 \frac{\sigma^2(\theta_0) + o(1)}{2\widehat{h}_n^2} \right] \\
&= \frac{n_2^2}{n^2} \text{Var} \left[B\widehat{h}_n^2 + o(\widehat{h}_n^2) \right] + \frac{1}{n^2} \mathbb{E} \left[n_2 \frac{\sigma^2(\theta_0) + o(1)}{2\widehat{h}_n^2} \right] \\
&= \frac{n_2^2 o(n^{-2/3})}{n^2} + \mathbb{E} \left[n_2 \frac{\sigma^2(\theta_0) + o(1)}{2n^2 \widehat{h}_n^2} \right] \\
&= \mathbb{E} \left[\frac{n_2 \sigma^2(\theta_0)}{2n^2 \widehat{h}_n^2} \right] + o(n^{-2/3}), \tag{79}
\end{aligned}$$

where the second equality is due to (5) and (6) and the fourth equality is because

$$n^{2/3} \text{Var} \left[\widehat{h}_n^2 \right] = \text{Var} \left[\left(\frac{\widehat{\beta}_v}{4\widehat{B}^2} \right)^{1/3} \right] = \mathbb{E} \left[\left(\frac{\widehat{\beta}_v}{4\widehat{B}^2} \right)^{2/3} \right] - \mathbb{E}^2 \left[\left(\frac{\widehat{\beta}_v}{4\widehat{B}^2} \right)^{1/3} \right] \rightarrow \frac{\beta_v^{2/3}}{(4B^2)^{2/3}} - \left(\frac{\beta_v^{1/3}}{(4B^2)^{1/3}} \right)^2 = 0$$

implies $\text{Var} \left[\widehat{h}_n^2 \right] = o(n^{-2/3})$.

Secondly, we study the second term on the RHS of (78).

$$\begin{aligned}
& \text{The second term on the RHS of (78)} = \frac{n_b^2}{n^2} \mathbf{h}^\top \mathbf{P} \text{Var}[\Delta_{\mathbf{h}}] \mathbf{P} \mathbf{h} \\
&= \frac{n_b^2}{n^2} \mathbf{h}^\top \mathbf{P} \begin{bmatrix} \text{Var} \left[\frac{\widehat{\Delta}_{n_b, h_1}}{|\widehat{h}_n|} \right] & \dots & \text{Cov} \left[\frac{\widehat{\Delta}_{n_b, h_1}}{|\widehat{h}_n|}, \frac{\widehat{\Delta}_{n_b, h_K}}{|\widehat{h}_n|} \right] \\ \vdots & & \vdots \\ \text{Cov} \left[\frac{\widehat{\Delta}_{n_b, h_K}}{|\widehat{h}_n|}, \frac{\widehat{\Delta}_{n_b, h_1}}{|\widehat{h}_n|} \right] & \dots & \text{Var} \left[\frac{\widehat{\Delta}_{n_b, h_K}}{|\widehat{h}_n|} \right] \end{bmatrix} \mathbf{P} \mathbf{h}.
\end{aligned}$$

Note that

$$\begin{aligned}
& \text{Cov} \left[\frac{\widehat{\Delta}_{n_b, h_1}}{|\widehat{h}_n|}, \frac{\widehat{\Delta}_{n_b, h_K}}{|\widehat{h}_n|} \right] = \text{Cov} \left[\frac{\widehat{\Delta}_{n_b, h_1}}{h^*} + \widehat{\Delta}_{n_b, h_1} \left(\frac{1}{|\widehat{h}_n|} - \frac{1}{h^*} \right), \frac{\widehat{\Delta}_{n_b, h_K}}{h^*} + \widehat{\Delta}_{n_b, h_K} \left(\frac{1}{|\widehat{h}_n|} - \frac{1}{h^*} \right) \right] \\
&= \text{Cov} \left[\frac{\widehat{\Delta}_{n_b, h_1}}{h^*}, \frac{\widehat{\Delta}_{n_b, h_K}}{h^*} \right] + \text{Cov} \left[\frac{\widehat{\Delta}_{n_b, h_1}}{h^*}, \widehat{\Delta}_{n_b, h_K} \left(\frac{1}{|\widehat{h}_n|} - \frac{1}{h^*} \right) \right] + \text{Cov} \left[\widehat{\Delta}_{n_b, h_1} \left(\frac{1}{|\widehat{h}_n|} - \frac{1}{h^*} \right), \frac{\widehat{\Delta}_{n_b, h_K}}{h^*} \right] \\
&+ \text{Cov} \left[\widehat{\Delta}_{n_b, h_1} \left(\frac{1}{|\widehat{h}_n|} - \frac{1}{h^*} \right), \widehat{\Delta}_{n_b, h_K} \left(\frac{1}{|\widehat{h}_n|} - \frac{1}{h^*} \right) \right]
\end{aligned}$$

$$\begin{aligned}
&= \text{Cov} \left[\frac{\widehat{\Delta}_{n_b, h_1}}{h^*}, \widehat{\Delta}_{n_b, h_K} \left(\frac{1}{|\widehat{h}_n|} - \frac{1}{h^*} \right) \right] + \text{Cov} \left[\widehat{\Delta}_{n_b, h_1} \left(\frac{1}{|\widehat{h}_n|} - \frac{1}{h^*} \right), \frac{\widehat{\Delta}_{n_b, h_K}}{h^*} \right] \\
&\quad + \text{Cov} \left[\widehat{\Delta}_{n_b, h_1} \left(\frac{1}{|\widehat{h}_n|} - \frac{1}{h^*} \right), \widehat{\Delta}_{n_b, h_K} \left(\frac{1}{|\widehat{h}_n|} - \frac{1}{h^*} \right) \right] \\
&\leq \sqrt{\text{Var} \left[\frac{\widehat{\Delta}_{n_b, h_1}}{h^*} \right] \text{Var} \left[\widehat{\Delta}_{n_b, h_K} \left(\frac{1}{|\widehat{h}_n|} - \frac{1}{h^*} \right) \right]} + \sqrt{\text{Var} \left[\widehat{\Delta}_{n_b, h_1} \left(\frac{1}{|\widehat{h}_n|} - \frac{1}{h^*} \right) \right] \text{Var} \left[\frac{\widehat{\Delta}_{n_b, h_K}}{h^*} \right]} \\
&\quad + \sqrt{\text{Var} \left[\widehat{\Delta}_{n_b, h_1} \left(\frac{1}{|\widehat{h}_n|} - \frac{1}{h^*} \right) \right] \text{Var} \left[\widehat{\Delta}_{n_b, h_K} \left(\frac{1}{|\widehat{h}_n|} - \frac{1}{h^*} \right) \right]}.
\end{aligned}$$

Because $n^{-1/6} \widehat{\Delta}_{n_b, h_k} \left(\frac{1}{|\widehat{h}_n|} - \frac{1}{h^*} \right) = o_p \left(\widehat{\Delta}_{n_b, h_k} \right)$, for any $k = 1, 2, \dots, K$, $\text{Var} \left[\widehat{\Delta}_{n_b, h_k} \left(\frac{1}{|\widehat{h}_n|} - \frac{1}{h^*} \right) \right] = n^{1/3} \text{Var} \left[o_p \left(\widehat{\Delta}_{n_b, h_k} \right) \right] = o \left(n_b^{-4/5} \right) O \left(n^{1/3} \right)$. As a result, $\text{Cov} \left[\frac{\widehat{\Delta}_{n_b, h_1}}{|\widehat{h}_n|}, \frac{\widehat{\Delta}_{n_b, h_K}}{|\widehat{h}_n|} \right] = o \left(n_b^{-4/5} \right) O \left(n^{1/3} \right)$. Similarly, for any $k = 1, 2, \dots, K$,

$$\begin{aligned}
\text{Var} \left[\frac{\widehat{\Delta}_{n_b, h_k}}{|\widehat{h}_n|} \right] &= \text{Cov} \left[\frac{\widehat{\Delta}_{n_b, h_k}}{|\widehat{h}_n|}, \frac{\widehat{\Delta}_{n_b, h_k}}{|\widehat{h}_n|} \right] = \text{Var} \left[\frac{\widehat{\Delta}_{n_b, h_k}}{h^*} \right] + o \left(n_b^{-4/5} \right) O \left(n^{1/3} \right) \\
&= \frac{\sigma^2(\theta_0)}{2n_b h_k^2} \left(\frac{4nB^2}{\sigma^2(\theta_0)} \right)^{1/3} + o \left(n_b^{-4/5} \right) O \left(n^{1/3} \right).
\end{aligned}$$

Therefore,

$$\begin{aligned}
&\text{The second term on the RHS of (78)} \\
&= \frac{n_b^2}{n^2} \mathbf{h}^\top \mathbf{P} \begin{bmatrix} \text{Var} \left[\frac{\widehat{\Delta}_{n_b, h_1}}{|\widehat{h}_n|} \right] \\ \vdots \\ \text{Var} \left[\frac{\widehat{\Delta}_{n_b, h_K}}{|\widehat{h}_n|} \right] \end{bmatrix} \mathbf{P} \mathbf{h} + \frac{n_b^2}{n^2} n_b^{1/10} o \left(n_b^{-4/5} \right) O \left(n^{1/3} \right) n_b^{1/10} \\
&= \frac{n_b}{n^2} \left(\frac{nB^2 \sigma^4(\theta_0)}{2} \right)^{1/3} \mathbf{h}^\top \mathbf{P} \begin{bmatrix} \frac{1}{h_1^2} \\ \vdots \\ \frac{1}{h_K^2} \end{bmatrix} \mathbf{P} \mathbf{h} + o \left(n^{-2/3} \right) \\
&= \frac{n_b}{n^2} \left(\frac{nB^2 \sigma^4(\theta_0)}{2} \right)^{1/3} \left\| \begin{bmatrix} \frac{1}{|h_1|} \\ \vdots \\ \frac{1}{|h_K|} \end{bmatrix} \mathbf{P} \mathbf{h} \right\|_2^2 + o \left(n^{-2/3} \right)
\end{aligned}$$

$$= \frac{n_b}{n^2} \left(\frac{nB^2\sigma^4(\theta_0)}{2} \right)^{1/3} \left\| \text{Diag}(\mathbf{c}^{-1}) \mathbf{P} \mathbf{c} \right\|_2^2 + o\left(n^{-2/3}\right), \quad (80)$$

where $\text{Diag}(\mathbf{c}^{-1}) = \text{Diag}\left(\frac{1}{|c_1|}, \dots, \frac{1}{|c_K|}\right)$ denotes the diagonal matrix and $\|\mathbf{v}\|_2 = \left(\sum_{k=1}^K v_k^2\right)^{1/2}$ for any $\mathbf{v} \in \mathbb{R}^K$.

Then, we study the third term on the RHS of (78).

$$\begin{aligned} \text{The third term on the RHS of (78)} &= \frac{K^2 n_b^2}{n^2} \text{Var} \left[\hat{\alpha}'(\theta_0) + \widehat{B} \widehat{h}_n^2 \right] \\ &= \frac{K^2 n_b^2}{n^2} \left(\text{Var} \left[\hat{\alpha}'(\theta_0) \right] + \text{Var} \left[\widehat{B} \widehat{h}_n^2 \right] + 2 \text{Cov} \left[\hat{\alpha}'(\theta_0), \widehat{B} \widehat{h}_n^2 \right] \right) \end{aligned} \quad (81)$$

We study the three terms on the RHS of (81) one by one. Firstly, according to Corollary 6

$$\text{The first term on the RHS of (81)} = \frac{K^2 n_b^2}{n^2} \widetilde{H}_K n_b^{-4/5} = O\left(n_b^{6/5}\right) O\left(n^{-2}\right) = o\left(n^{-2/3}\right). \quad (82)$$

Secondly, we study the second term on the RHS of (81).

$$\begin{aligned} &\text{The second term on the RHS of (81)} \\ &= \frac{K^2 n_b^2}{n^2} \text{Var} \left[B \widehat{h}_n^2 + \left(\widehat{B} - B \right) \widehat{h}_n^2 \right] \\ &= \frac{K^2 n_b^2}{n^2} \left(\text{Var} \left[B \widehat{h}_n^2 \right] + \text{Var} \left[\left(\widehat{B} - B \right) \widehat{h}_n^2 \right] + 2 \text{Cov} \left[B \widehat{h}_n^2, \left(\widehat{B} - B \right) \widehat{h}_n^2 \right] \right) \\ &\leq \frac{K^2 n_b^2}{n^2} \left(\text{Var} \left[B \widehat{h}_n^2 \right] + \mathbb{E} \left[\left(\widehat{B} - B \right)^2 \widehat{h}_n^4 \right] + 2 \text{Cov} \left[B \widehat{h}_n^2, \left(\widehat{B} - B \right) \widehat{h}_n^2 \right] \right) \\ &\leq \frac{K^2 n_b^2}{n^2} \left(\text{Var} \left[B \widehat{h}_n^2 \right] + \left(\mathbb{E} \left[\widehat{B} - B \right]^4 \mathbb{E} \left[\widehat{h}_n^8 \right] \right)^{1/2} + 2 \text{Cov} \left[B \widehat{h}_n^2, \left(\widehat{B} - B \right) \widehat{h}_n^2 \right] \right) \\ &= \frac{K^2 n_b^2}{n^2} \left(n^{-2/3} \text{Var} \left[B \left(\frac{\widehat{\beta}_v}{4\widehat{B}^2} \right)^{1/3} \right] + O\left(n_b^{-2/5}\right) O\left(n^{-2/3}\right) + 2 \text{Cov} \left[B \widehat{h}_n^2, \left(\widehat{B} - B \right) \widehat{h}_n^2 \right] \right) \\ &= \frac{K^2 n_b^2}{n^2} \left(o\left(n^{-2/3}\right) + O\left(n_b^{-2/5}\right) O\left(n^{-2/3}\right) \right) \\ &= O\left(n_b^2\right) o\left(n^{-8/3}\right) + O\left(n_b^{8/5}\right) O\left(n^{-8/3}\right) \\ &= o\left(n^{-2/3}\right), \end{aligned} \quad (83)$$

where the third equality is because Theorem 2 implies that $\mathbb{E} \left[\widehat{B} - B \right]^4 = O\left(n_b^{-4/5}\right)$ and the fourth equality is because the covariance term is controlled by the two variance terms.

According to Cauchy-Schwarz inequality,

The third term on the RHS of (81)

$$\begin{aligned}
&\leq 2\sqrt{\text{The first term on the RHS of (81)} \times \text{The second term on the RHS of (81)}} \\
&= \sqrt{o(n^{-2/3}) o(n^{-2/3})} = o(n^{-2/3}). \tag{84}
\end{aligned}$$

Combining (81), (82), (83) and (84) gives that

$$\text{The third term on the RHS of (78)} = o(n^{-2/3}). \tag{85}$$

Next, we consider the fourth term on the RHS of (78).

$$\begin{aligned}
&\text{The fourth term on the RHS of (78)} \\
&= \frac{2}{n^2} \left\{ \mathbb{E} \left[\text{Cov} \left[\sum_{i=1}^{n_2} \Delta_i(\widehat{h}_n), n_b \mathbf{h}^\top \mathbf{P} \Delta_{\mathbf{h}} \mid \widehat{h}_n, \Delta_{\mathbf{h}} \right] \right] \right. \\
&\quad \left. + \text{Cov} \left[\mathbb{E} \left[\sum_{i=1}^{n_2} \Delta_i(\widehat{h}_n) \mid \widehat{h}_n, \Delta_{\mathbf{h}} \right], \mathbb{E} \left[n_b \mathbf{h}^\top \mathbf{P} \Delta_{\mathbf{h}} \mid \widehat{h}_n, \Delta_{\mathbf{h}} \right] \right] \right\} \\
&= \frac{2}{n^2} \text{Cov} \left[n_2 \left(\alpha'(\theta_0) + B\widehat{h}_n^2 + o_p(n^{-1/3}) \right), n_b \mathbf{h}^\top \mathbf{P} \Delta_{\mathbf{h}} \right] \\
&= \frac{2}{n^2} \text{Cov} \left[n_2 \left(B\widehat{h}_n^2 + o_p(n^{-1/3}) \right), n_b \mathbf{h}^\top \mathbf{P} \Delta_{\mathbf{h}} \right] \\
&= \frac{2n_2 n_b}{n^2} B \mathbf{h}^\top \mathbf{P} \text{Cov} \left[\widehat{h}_n^2, \Delta_{\mathbf{h}} \right] + \text{remainder terms} \\
&= \frac{2n_2 n_b^{9/10}}{n^2} B \mathbf{c}^\top \mathbf{P} \text{Cov} \left[\widehat{h}_n^2, \Delta_{\mathbf{h}} \right] + \text{remainder terms},
\end{aligned}$$

where the first equality is due to the law of total covariance. The second equality is because when $\Delta_{\mathbf{h}}$ is given, $n_b \mathbf{h}^\top \mathbf{P} \Delta_{\mathbf{h}}$ is a constant and $\text{Cov} \left[\sum_{i=1}^{n_2} \Delta_i(\widehat{h}_n), n_b \mathbf{h}^\top \mathbf{P} \Delta_{\mathbf{h}} \right] = 0$. According to the Cauchy-Schwarz inequality,

$$\text{Cov} \left[\widehat{h}_n^2, \frac{\widehat{\Delta}_{n_b, h_1}}{|\widehat{h}_n|} \right] \leq \sqrt{\text{Var} \left[\widehat{h}_n^2 \right] \text{Var} \left[\frac{\widehat{\Delta}_{n_b, h_1}}{|\widehat{h}_n|} \right]} = \sqrt{o(n^{-2/3}) O(n_b^{-4/5} n^{1/3})} = o(n^{-1/6}) O(n_b^{-2/5}).$$

Therefore,

$$\text{The fourth term on the RHS of (78)} = \frac{O(n_2) O(n_b^{1/2}) o(1)}{O(n^{13/6})} = o(n^{-2/3}). \tag{86}$$

By Cauchy-Schwarz inequality, we have

The fifth term on the RHS of (78)

$$\leq 2\sqrt{\text{The first term on the RHS of (78)} \times \text{The third term on the RHS of (78)}} = o(n^{-2/3}) \tag{87}$$

and

The sixth term on the RHS of (78)

$$\leq 2\sqrt{\text{The second term on the RHS of (78)} \times \text{The third term on the RHS of (78)}} = o\left(n^{-2/3}\right). \quad (88)$$

Combining (78), (79), (80), (85), (86), (87) and (88) gives

$$\text{Var}\left[\widehat{\Delta}_{n,\widehat{h}_n}\right] = \left(\frac{B^2\sigma^4(\theta_0)}{2n^2}\right)^{1/3} + \left(\frac{B^2\sigma^4(\theta_0)}{2}\right)^{1/3} \frac{n_b}{n} \left[\|\text{Diag}(\mathbf{c}^{-1})\mathbf{P}\mathbf{c}\|_2^2 - K\right] n^{-2/3} + o\left(n^{-2/3}\right).$$

The proof is complete.

B.3 Remarks on Theorem 4 and Proposition 5

Denote $\mathcal{C}(\mathbf{X}_e)$ the column space of \mathbf{X}_e . Then \mathbf{P} is a projection matrix onto $\mathcal{C}(\mathbf{X}_e)^\perp$ which is the orthogonal complement space of $\mathcal{C}(\mathbf{X}_e)$, i.e., $\mathcal{C}(\mathbf{X}_e) \oplus \mathcal{C}(\mathbf{X}_e)^\perp = \mathbb{R}^K$. Therefore, for any $\mathbf{v} \in \mathbb{R}^K$, we can decompose it as $\mathbf{v} = \mathbf{v}_1 + \mathbf{v}_2$, where $\mathbf{v}_1 \in \mathcal{C}(\mathbf{X}_e)$ and $\mathbf{v}_2 \in \mathcal{C}(\mathbf{X}_e)^\perp$. Subsequently, applying \mathbf{P} to \mathbf{v} results in $\mathbf{P}\mathbf{v} = \mathbf{v}_2$. If the angle between \mathbf{v} and $\mathcal{C}(\mathbf{X}_e)$ is small, $\|\mathbf{P}\mathbf{v}\|_2$, which is equal to $\|\mathbf{v}\|_2$, is also small.

According to the property of projection matrix and Cauchy-Schwarz inequality, $|\mathbf{c}^\top \mathbf{P}\mathbf{c}^4| = |\mathbf{c}^\top \mathbf{P}^\top \mathbf{P}\mathbf{c}^4| \leq \|\mathbf{P}\mathbf{c}\|_2 \|\mathbf{P}\mathbf{c}^4\|_2$. If the angles between \mathbf{c} , \mathbf{c}^4 and $\mathcal{C}(\mathbf{X}_e)$ are small, which are typically the case, both $\|\mathbf{P}\mathbf{c}\|_2$ and $\|\mathbf{P}\mathbf{c}^4\|_2$ are small, then $|\mathbf{c}^\top \mathbf{P}\mathbf{c}^4|$ is manageable.

For example, if $\mathbf{c} = [1, 1.5, 2, \dots, 5.5]^\top$, then $\mathbf{c}^4 = [1, 1.5^4, 2^4, \dots, 5.5^4]^\top$. Denote the angles between \mathbf{c} , \mathbf{c}^4 and $\mathcal{C}(\mathbf{X})$ by ϑ and $\tilde{\vartheta}$, respectively. Then, we can easily calculate that $\cos \vartheta \geq 0.9693$ and $\cos \tilde{\vartheta} \geq 0.9595$, both of which are close to 1. In other words, both ϑ and $\tilde{\vartheta}$ are close to 0.

B.4 Proof of Proposition 5

It is obvious that (36) holds when $n_b = o(n)$. In the following, we consider the bias and variance terms of cases 2 and 3 (i.e., $Kn_b/n \rightarrow r$, where $0 < r \leq 1$) in Proposition 5 separately.

- $\mathbb{E}\left[\widehat{\Delta}_{n,\widehat{h}_n}\right] - \alpha'(\theta_0)$:

i. If we have

$$-1 - \text{sign}(B) \leq \sqrt{\frac{r}{K}} \frac{2}{\sigma(\theta_0)} D\Lambda \leq 1 - \text{sign}(B),$$

then,

$$\begin{aligned}
& \left(\mathbb{E} \left[\widehat{\Delta}_{n, \widehat{h}_n} \right] - \alpha'(\theta_0) \right)^2 \\
&= \left(\frac{B\sigma^2(\theta_0)}{4n} \right)^{2/3} + \left(\frac{4B^2}{\sigma^2(\theta_0)} \right)^{1/3} \sqrt{\frac{n_b}{n}} D\Lambda \left(\sqrt{\frac{n_b}{n}} D\Lambda + \text{sign}(B)\sigma(\theta_0) \right) \\
&= \left(\frac{B\sigma^2(\theta_0)}{4n} \right)^{2/3} + \left(\frac{4B^2}{\sigma^2(\theta_0)} \right)^{1/3} \sqrt{\frac{r}{K}} D\Lambda \left(\sqrt{\frac{r}{K}} D\Lambda + \text{sign}(B)\sigma(\theta_0) \right) \\
&\leq \left(\frac{B\sigma^2(\theta_0)}{4n} \right)^{2/3}.
\end{aligned}$$

Therefore,

$$\left| \mathbb{E} \widehat{\Delta}_{n, \widehat{h}_n} - \alpha'(\theta_0) \right| \leq \left(\frac{B^2\sigma^4(\theta_0)}{16n^2} \right)^{1/6} + o(n^{-1/3}).$$

ii. Else, from (33) in Theorem 4, we have

$$\begin{aligned}
\left| \mathbb{E} \widehat{\Delta}_{n, \widehat{h}_n} - \alpha'(\theta_0) \right| &= \left(\frac{B\sigma^2(\theta_0)}{4n} \right)^{1/3} + \left(\frac{4B^2}{\sigma^2(\theta_0)} \right)^{1/6} \sqrt{\frac{n_b}{n}} D\Lambda n^{-1/3} + o(n^{-1/3}) \\
&\leq \left(\frac{B^2\sigma^4(\theta_0)}{16n^2} \right)^{1/6} + \left(\frac{4B^2}{\sigma^2(\theta_0)} \right)^{1/6} \sqrt{\frac{r}{K}} |D\Lambda| n^{-1/3} + o(n^{-1/3}) \\
&\leq \left(1 + \sqrt{\frac{r}{K}} \frac{2}{\sigma(\theta_0)} |D\Lambda| \right) \left(\frac{B^2\sigma^4(\theta_0)}{16n^2} \right)^{1/6} + o(n^{-1/3}).
\end{aligned}$$

- $\text{Var} \left[\widehat{\Delta}_{n, \widehat{h}_n} \right]$: From Theorem 4, it suffices to prove $\|\text{Diag}(\mathbf{c}^{-1})\mathbf{P}\mathbf{c}\|_2^2 \leq K$.

$$\begin{aligned}
\|\text{Diag}(\mathbf{c}^{-1})\mathbf{P}\mathbf{c}\|_2^2 &\leq \frac{1}{\min_{k \in \{1, \dots, K\}} c_k^2} \|\mathbf{P}\mathbf{c}\|_2^2 = \frac{\min_{x, y} \|x\mathbf{1} + y\mathbf{c}^2 - \mathbf{c}\|_2^2}{\min_{k \in \{1, \dots, K\}} c_k^2} \\
&\leq \frac{K \|\mathbf{c}\|_2^2 - \|\mathbf{c}\|_1^2}{K \min_{k \in \{1, \dots, K\}} c_k^2} \leq \frac{K \max_{k \in \{1, \dots, K\}} c_k^2 - K \min_{k \in \{1, \dots, K\}} c_k^2}{\min_{k \in \{1, \dots, K\}} c_k^2} \leq K,
\end{aligned}$$

where the first inequality is because that for any matrix \mathbf{A} and vector \mathbf{v} , $\|\mathbf{A}\mathbf{v}\|_2 \leq \|\mathbf{A}\|_2 \|\mathbf{v}\|_2$, the first equality is due to the property of projection matrix, the second inequality holds by taking $x = \|\mathbf{c}\|_1 / K$ and $y = 0$ and the last inequality is attributed to $\max_{k \in \{1, \dots, K\}} c_k^2 \leq 2 \min_{k \in \{1, \dots, K\}} c_k^2$.

The proof is complete.

B.5 The Bias and Variance of $\widehat{\Delta}_{n, \widehat{h}_n}^{new}$

In this section, we provide the asymptotic properties of $\widehat{\Delta}_{n, \widehat{h}_n}^{new}$ as follows.

Proposition 8. *Under the same conditions as those of Theorem 4, we have*

$$\mathbb{E}\widehat{\Delta}_{n,\widehat{h}_n}^{new} = \alpha'(\theta_0) + \left(\frac{B\sigma^2(\theta_0)}{4n}\right)^{1/3} + o\left(n^{-1/3}\right), \quad (89)$$

$$\text{Var}\left[\widehat{\Delta}_{n,\widehat{h}_n}^{new}\right] = \left(\frac{B^2\sigma^4(\theta_0)}{2n^2}\right)^{1/3} + o\left(n^{-2/3}\right). \quad (90)$$

Proof. Recall that

$$\widehat{\Delta}_{n,\widehat{h}_n}^{new} = \frac{1}{n} \left(\sum_{i=1}^{n_2} \Delta_i(\widehat{h}_n) + n_b \sum_{k=1}^K \frac{|h_k|}{|\widehat{h}_n|} \left(\widehat{\Delta}_{n_b, h_k} - \mathbb{E}\Delta(h_k) \right) + Kn_b \left(1, \widehat{h}_n^2 \right) \widehat{\beta}_e \right), \quad (91)$$

and we prove (89) and (90) separately.

Proof of (89): According to Appendix B.2, to prove (89), it suffices to prove the expectation of the second term on the RHS of (91) is $o\left(n^{-1/3}\right)$. The proof is as follows.

$$\begin{aligned} & \mathbb{E} \left[\frac{n_b}{n} \sum_{k=1}^K \frac{|h_k|}{|\widehat{h}_n|} \left(\widehat{\Delta}_{n_b, h_k} - \mathbb{E}\Delta(h_k) \right) \right] = \frac{n_b}{n} \sum_{k=1}^K |h_k| \mathbb{E} \left[\frac{\widehat{\Delta}_{n_b, h_k} - \mathbb{E}\Delta(h_k)}{|\widehat{h}_n|} \right] \\ &= \frac{n_b}{n} \sum_{k=1}^K |h_k| \left(\mathbb{E} \left[\frac{\widehat{\Delta}_{n_b, h_k}}{|\widehat{h}_n|} \right] - \mathbb{E}\Delta(h_k) \mathbb{E} \left[\frac{1}{|\widehat{h}_n|} \right] \right) \\ &= \frac{n_b}{n} \left(\frac{4nB^2}{\sigma^2(\theta_0)} \right)^{1/6} \sum_{k=1}^K |h_k| \left(\alpha'(\theta_0) + Bh_k^2 + Dh_k^4 - \mathbb{E}\Delta(h_k) \right) + o\left(n_b^{1/2}\right) O\left(n^{-5/6}\right) \\ &= o\left(n_b^{1/2}\right) O\left(n^{-5/6}\right) = o\left(n^{-1/3}\right). \end{aligned}$$

Proof of (90): Note that

$$\widehat{\Delta}_{n,\widehat{h}_n}^{new} = \frac{1}{n} \left(\sum_{i=1}^{n_2} \Delta_i(\widehat{h}_n) + n_b \mathbf{h}^\top \mathbf{I} \Delta_{\mathbf{h}} + Kn_b \left(1, \widehat{h}_n^2 \right) \widehat{\beta}_e - n_b \sum_{k=1}^K \frac{|h_k|}{|\widehat{h}_n|} \mathbb{E}\Delta(h_k) \right). \quad (92)$$

It is straightforward to show that the variance of the last term on the RHS of (92) is $o\left(n^{-2/3}\right)$, so the essence is calculating the variance of the first three terms on the RHS of (92). Compared to $\widehat{\Delta}_{n,\widehat{h}_n}$ in Appendix B.2, the first three terms of (92) simply replace the matrix \mathbf{P} with the identity matrix \mathbf{I} . Therefore, following the technique used in Appendix B.2, we get

$$\begin{aligned} & \text{Var} \left[\frac{1}{n} \left(\sum_{i=1}^{n_2} \Delta_i(\widehat{h}_n) + n_b \mathbf{h}^\top \mathbf{I} \Delta_{\mathbf{h}} + Kn_b \left(1, \widehat{h}_n^2 \right) \widehat{\beta}_e \right) \right] \\ &= \left(\frac{B^2\sigma^4(\theta_0)}{2n^2} \right)^{1/3} + \left(\frac{B^2\sigma^4(\theta_0)}{2} \right)^{1/3} \frac{n_b}{n} \left[\|\text{Diag}(\mathbf{c}^{-1})\mathbf{I}\mathbf{c}\|_2^2 - K \right] n^{-2/3} + o\left(n^{-2/3}\right) \end{aligned}$$

$$= \left(\frac{B^2 \sigma^4(\theta_0)}{2n^2} \right)^{1/3} + o\left(n^{-2/3}\right).$$

Using the Cauchy-Schwarz inequality, we have

$$\text{Var} \left[\widehat{\Delta}_{n, \widehat{h}_n}^{new} \right] = \left(\frac{B^2 \sigma^4(\theta_0)}{2n^2} \right)^{1/3} + o\left(n^{-2/3}\right).$$

The proof is complete. □

C Additional Experiment Results in Section 6

C.1 Additional Results for Example 1

In Figure 5, we depict the sensitivity of different methods w.r.t. r , where the suffixes “1” and “2” denote cases 1 and 2, respectively, in Example 1. We compare the performance of Cor-CFD, EM-CFD and BOOT-CFD (bootstrap-based CFD, i.e., the estimator $\widehat{\Delta}_{n_2, \widehat{h}_{n_2}}$ discussed at the beginning of Section 4). We set the number of sample pairs to 1000. When examining the EM-CFD method, we generate $h_1, \dots, h_{1000r} \stackrel{i.i.d.}{\sim} \mathcal{N}(0, 1 \times (1000r)^{-1/5})$.

As observed in Figure 5, the presence of heteroskedasticity complicates the estimation problem for each method, resulting in inferior estimations. However, the impact of heteroskedasticity is less pronounced in the Cor-CFD method, which consistently outperforms other methods across various scenarios. The EM-CFD method, on the other hand, exhibits less stability when r is small, possibly due to less accurate perturbation estimation. Additionally, the Cor-CFD method demonstrates stability w.r.t. r , while the performance of EM-CFD and BOOT-CFD deteriorate as r increases. Even when $r = 1$, the Cor-CFD method maintains strong performance, making it particularly suitable for small sample sizes, where all samples are utilized for both constant and gradient estimation, effectively leveraging the available sample information.

C.2 Additional Results for Example 2

We compare the estimated MSEs of our proposed Cor-CFD estimator, the EM-CFD estimator and the Opt-CFD estimator in Example 2 by setting $\theta_0 = 0$ and varying the sample pairs from $n = 50$ to $n = 500$. When considering the EM-CFD algorithm, we set $r = 0.1$ and generate $h_1, \dots, h_{rn} \stackrel{i.i.d.}{\sim} \mathcal{N}(0, (rn)^{-1/5})$. When applying the Cor-CFD algorithm, we set $K = 10$ and $r = 1$.

Figure 5: Illustration of the MSE of different methods w.r.t. r for cases 1 and 2 in Example 1.

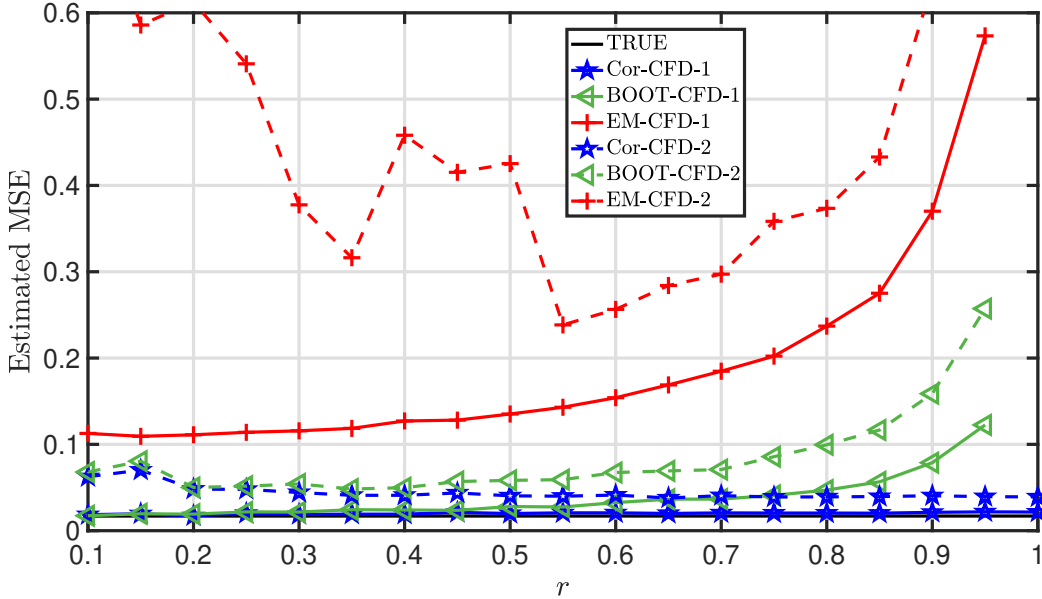


Figure 6 shows the comparison results. The figure illustrates that the estimated MSEs of the three estimators decrease gradually as the sample size increases. However, compared to the Opt-CFD and Cor-CFD estimators, the EM-CFD estimator exhibits a larger MSE. Moreover, the MSE of the Cor-CFD estimator is consistently close to that of the Opt-CFD estimator. For example, when the sample-pair size is 50, the MSE of the EM-CFD estimator is approximately 3.878, while the MSEs of the Cor-CFD and Opt-CFD estimators are approximately 0.284 and 0.160, respectively. When the sample-pair size is 500, the three MSEs are 0.286, 0.045 and 0.035, respectively.

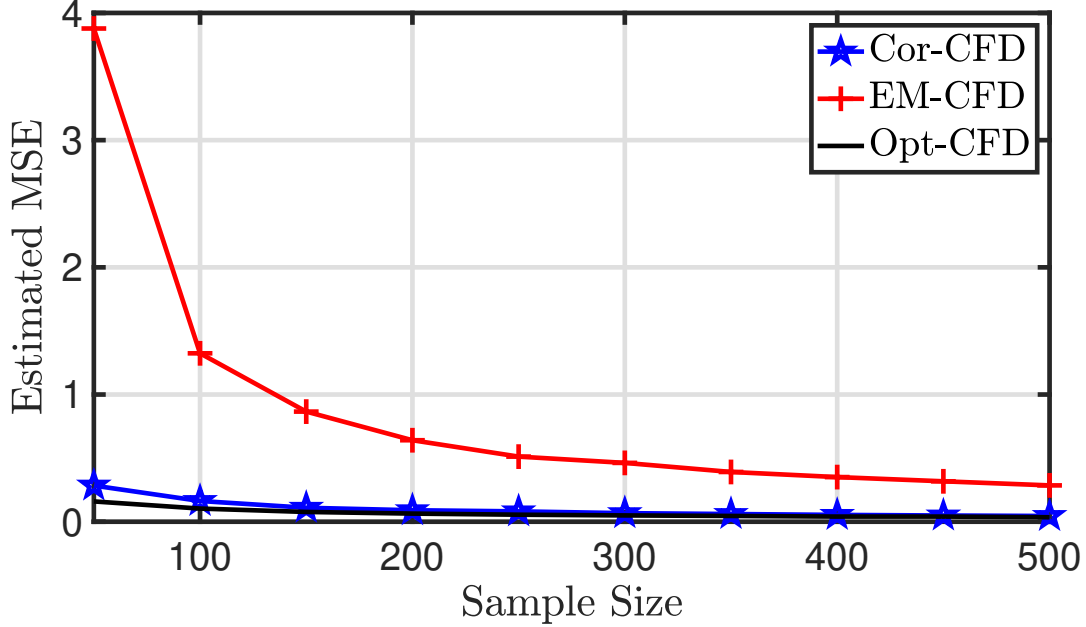
D Simulation Settings and Additional Experiment Results in Section 7

D.1 Simulation Settings in Section 7

The simulation settings of different methods in Section 7 are detailed as follows:

1. The CorCFD-L-BFGS algorithm. We set the perturbation numbers $K = 5$, the initial batch size $T_0 = 20$, the proportion of the pilot samples $r = 1$, the bootstrap numbers $I = 100$, the line search parameters $(l_1, l_2) = (10^{-4}, 0.5)$, the initial step length $a_0 = 1$ and the initial

Figure 6: Variation of the estimated MSE by different methods with increasing sample size in Example 2 ($\theta_0 = 0$).



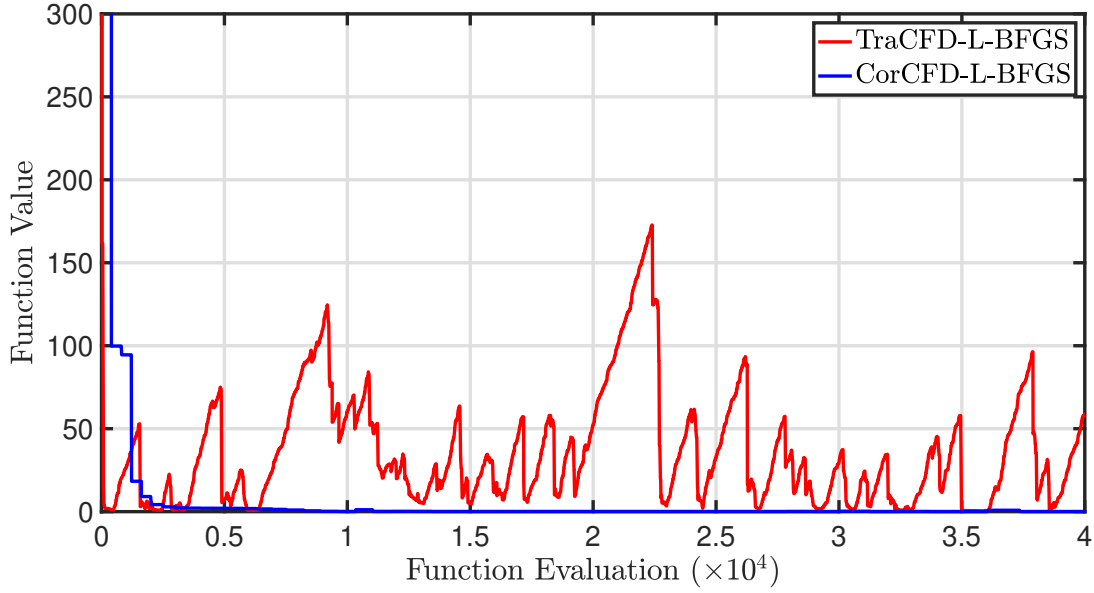
perturbation generator \mathcal{P}_0 is identical to that in Example 2.

2. The TraCFD-L-BFGS algorithm. We set $B = 1$ and $\sigma(\theta) = 1$ for any θ in the feasible domain, the line search parameters $(l_1, l_2) = (10^{-4}, 0.5)$ and the initial step length $a_0 = 1$.
3. The NEWUOA. Similar to the operations in Shi et al. (2023), we utilize the default parameters in R package “minqa” and repeat the NEWUOA until exhausting the allocated budget.

D.2 Additional Results for Zakharov Function

Figure 7 illustrates the iteration processes of the TraCFD-L-BFGS and CorCFD-L-BFGS algorithms in optimizing the Zakharov function during a specific replication for $d = 10$ and $n = 10^4$. The TraCFD-L-BFGS algorithm use only one sample pair in each iteration, resulting in a significantly higher number of iterations compared to the CorCFD-L-BFGS algorithm. As shown in the figure, initially, the TraCFD-L-BFGS algorithm’s function value decreases rapidly, while the CorCFD-L-BFGS algorithm’s function value decreases more gradually. This is because, at the beginning, when the initial value is far from the optimum, gradient descent is more critical than

Figure 7: Comparison of the iteration process for $d = 10$.



precise gradient estimation. However, as iterations progress, the function value of the TraCFD-L-BFGS algorithm starts to fluctuate, whereas that of the CorCFD-L-BFGS algorithm steadily converges. Near the optimum, the true gradient value is small, making noise more significant. At this stage, obtaining an accurate gradient estimate becomes crucial for the algorithm to find the correct descent direction. Therefore, using more samples to reduce variance is more effective.