

Biology-inspired joint distribution neurons based on Hierarchical Correlation Reconstruction allowing for multidirectional neural networks

Jarek Duda

Jagiellonian University, Golebia 24, 31-007 Krakow, Poland, Email: dudajar@gmail.com

Abstract—Popular artificial neural networks (ANN) optimize parameters for unidirectional value propagation, assuming some arbitrary parametrization type like Multi-Layer Perceptron (MLP) or Kolmogorov-Arnold Network (KAN). In contrast, for biological neurons e.g. "it is not uncommon for axonal propagation of action potentials to happen in both directions" [1] - suggesting they are optimized to continuously operate in multidirectional way. Additionally, statistical dependencies a single neuron could model is not just (expected) value dependence, but entire joint distributions including also higher moments. Such more agnostic joint distribution neuron would allow for multidirectional propagation (of distributions or values) e.g. $\rho(x|y, z)$ or $\rho(y, z|x)$ by substituting to $\rho(x, y, z)$ and normalizing. There will be discussed Hierarchical Correlation Reconstruction (HCR) for such neuron model: assuming $\rho(x, y, z) = \sum_{ijk} a_{ijk} f_i(x) f_j(y) f_k(z)$ type parametrization of joint distribution in polynomial basis f_i , which allows for flexible, inexpensive processing including nonlinearities, direct model estimation and update, trained through standard backpropagation or novel ways for such structure up to tensor decomposition or information bottleneck approach. Using only pairwise (input-output) dependencies, its expected value prediction becomes KAN-like with trained activation functions as polynomials, can be extended by adding higher order dependencies through included products - in conscious interpretable way, allowing for multidirectional propagation of both values and probability densities.

Keywords: machine learning, neural networks, Kolmogorov-Arnold Network, joint distribution, conditional distribution, Bayesian Neural Networks, tensor decomposition, mutual information, information bottleneck approach

I. INTRODUCTION

Biological neurons use complex propagations of action potentials, travelling in both directions of e.g. axons [1]. They have access to information from connected neurons, which is more than value dependence - in theory a neuron could model up joint distribution of its connections, and it should be evolutionarily optimized to include such additional information if only beneficial. In contrast, arbitrarily chosen popular parametrization types like Multi-Layer Perceptron (MLP) [2] as trained linear combination and fixed nonlinear activation function, or Kolmogorov-Arnold Network (KAN) [3] additionally training activation functions, are optimized for propagation in one direction, and work only on values not distributions.

To reach multidirectional propagation, there could be used Bayes theorem e.g. in Bayesian Neural Networks [4] - which in practice use relatively simple models. To include more detailed description of complex dependencies, we could model the entire joint distribution, substitute and normalize to get conditional distributions without Bayes theorem. However, joint distributions of continuous variables become quite complicated, difficult to describe and handle. Classical approaches are copulas [5] but they are low parametric, or kernel density estimation

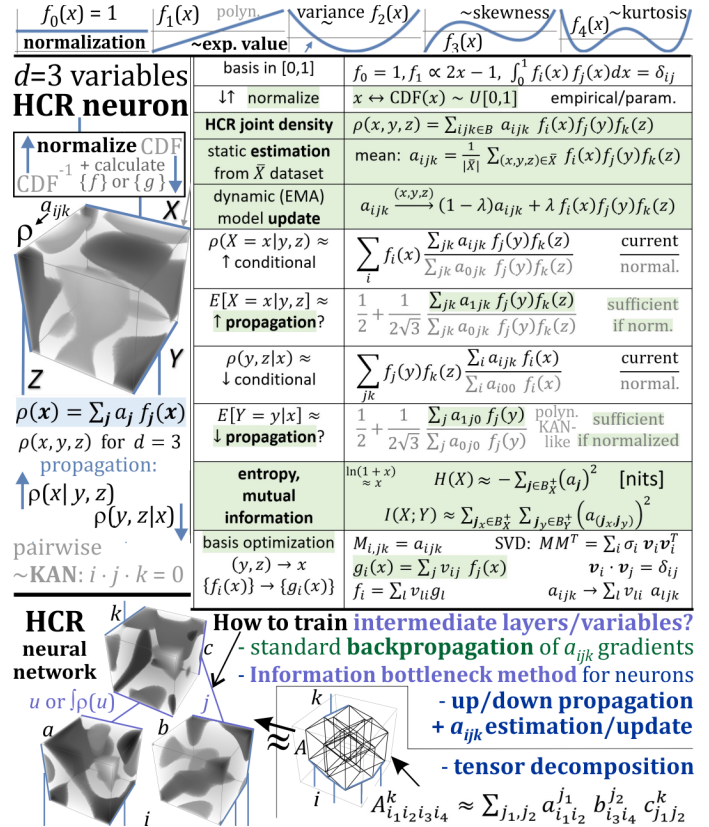


Figure 1. The proposed HCR neuron and neural network. Top: orthonormal polynomial basis assuming normalization to uniform distribution in $[0, 1]$. Middle: HCR neuron containing and applying joint distribution model for $d = 3$ variables, and gathered formulas for direct estimation/model update, its application to propagate entire distributions and expected values alone. Such density parametrization can drop below 0, what is usually repaired by calibration e.g. use normalized $\max(\rho, 0.1)$ density, however, for neural networks with inter-layer normalization this issue seems negligible - ignoring it essentially simplifies calculations to the shown formulas. Propagating only expected values and normalizing, we can use only the marked nominators - as in KAN optimizing nonlinear functions (polynomial here) by including only pairwise dependencies (a with two nonzero indexes), extending to their products to consciously include higher order dependencies. Bottom: schematic HCR neural network and some training approaches of intermediate layers - which in HCR can be treated as values or their distributions (replacing $f_i(u)$ with its i -th moment: $\int_0^1 \rho(u) f_i(u) du$). There is also visualized tensor decomposition approach - estimate dependencies (e.g. pairwise) for multiple variables and try to automatically reduce it to multiple dependencies of a smaller numbers of variables with algebraic methods.

(KDE) [6] which is impractical in higher dimension.

Hierarchical Correlation Reconstruction (HCR) ([7], [8], [9], [10], [11], [12])¹, used for such artificial neurons as in Fig. 1, allow to overcome these difficulties by representing joint distribution of normalized variables as just a linear combination

¹HCR introduction: <https://community.wolfram.com/groups/-/m/t/3017754>

Hierarchical correlation reconstruction: $\rho(\mathbf{x}) = \sum_j a_j f_j(\mathbf{x})$

d variables, up to m -th moment, number of a_j moments:

$$(m+1)^d = \sum_{k=0}^d \binom{d}{k} m^k = 1 + \underbrace{dm}_{\text{marginal}} + \underbrace{\frac{1}{2}d(d-1)m^2}_{\text{pairwise}} + \dots$$




Figure 2. Visualized HCR polynomial $[0,1]$ basis in $d = 1$ dimension and product bases for $d = 2, 3$. For $d = 3$ we assume $\rho(x, y, z) = \sum_{ijk} a_{ijk} f_i(x) f_j(y) f_k(z)$. As $f_0 = 1$, zero index in a_{ijk} means independence from given variable, hence $a_{000} = 1$ corresponds to normalization, $a_{i00}, a_{0i0}, a_{00i}$ for $i \geq 1$ describe marginal distributions through i -th moments. Then $a_{ij0}, a_{i0j}, a_{0ij}$ for $i, j \geq 1$ describe pairwise joint distributions through mixed moments, and finally a_{ijk} for $i, j, k \geq 1$ describe triplewise dependencies - we literally get hierarchical correlation reconstruction by moments relating distributions of increasing numbers of variables, with clear interpretation of coefficients of e.g. trained HCR-based neural network.

$\rho(\mathbf{x}) = \sum_j \mathbf{a}_j \prod_i f_{j_i}(x_i)$, where by bold font there are denoted vectors. Using orthonormal polynomials: $\int_0^1 f_i(x) f_j(x) dx = \delta_{ij}$, the coefficients are inexpensive to estimate and update, literally providing hierarchical correlation decomposition with (mixed) moments as in Fig. 2. While generally such density as a linear combination can get below 0, what usually is repaired by calibration, for neural networks with normalization between layers this issue could be just neglected, essentially reducing computational costs.

This article introduces to HCR from perspective of neural network applications, earlier suggested in [7]. The current version is initial - to be extended in the future e.g. with practical realizations, examples, e.g. replacing MLP, KAN.

II. HCR NEURAL NETWORKS (HCRNN)

This main Section introduces to HCR and discusses it as a basic building block for neural network.

A. Introduction to Hierarchical Correlation Reconstruction

As in copula theory [5], it is convenient to use **normalization** of variables to nearly uniform distribution in $[0, 1]$. It requires transformation through cumulative distribution function (CDF): $x \leftrightarrow \text{CDF}(x)$ becoming its estimated quantile. This CDF can

be estimated by some parametric distribution with parameters estimated from dataset, or be empirical distribution function: x becomes its position in dataset rescaled to $(0, 1)$. For neural networks normalization is popular to be made in batches [13], here needed to be used between layers (but can be skipped in further linearization), in practice should be nearly constant between layers, can be approximated, parameterized e.g. by Gaussian, put into tables, inversed for backward propagation.

For d normalized variables: $\mathbf{x} \in [0, 1]^d$, in HCR we **represent joint distribution as a linear combination**, conveniently in some product basis $B = B^+ \cup \{\mathbf{0}\}$ with $f_0(x) = f_0(\mathbf{x}) = 1$:

$$\rho(\mathbf{x}) = 1 + \sum_{\mathbf{j} \in B^+} \mathbf{a}_{\mathbf{j}} f_{\mathbf{j}}(\mathbf{x}) = \sum_{\mathbf{j} \in B} \mathbf{a}_{\mathbf{j}} f_{\mathbf{j}}(\mathbf{x}) = \sum_{\mathbf{j} \in B} \mathbf{a}_{\mathbf{j}} \prod_{i=1}^d f_{j_i}(x_i) \quad (1)$$

where $B^+ = B \setminus \{\mathbf{0}\}$ removes zero corresponding to normalization as $f_0 = 1$, bold fonts denote vectors: $\mathbf{j} = (j_1, \dots, j_d)$.

Assuming orthonormal basis: $\int_0^1 f_i(x) f_j(x) dx = \delta_{ij}$, **static estimation** [14] (minimizing mean-squared error between kernel density estimation smoothed sample and parametrization) from \bar{X} dataset becomes just:

$$\mathbf{a}_{\mathbf{j}} = \frac{1}{|\bar{X}|} \sum_{\mathbf{x} \in \bar{X}} f_{\mathbf{j}}(\mathbf{x}) = \frac{1}{|\bar{X}|} \sum_{\mathbf{x} \in \bar{X}} \prod_{i=1}^d f_{j_i}(x_i) \quad (2)$$

We assume here **orthonormal polynomial basis** (rescaled Legendre), allowing to interpret coefficients as moments of normalized variables, becoming approximately expected value, variance, skewness, kurtosis. Independent a_j estimation allow to freely modify the basis - e.g. including information from additional mixed basis. Estimation as just average allows to control uncertainty of the found parameters.

Alternatively we could use various trigonometric bases (e.g. discrete cosine/sine transform), localized like B-splines used by KAN, from wavelets, finite elements methods. Alternatively, instead of normalization to uniform in $[0, 1]$, we could use a different normalization e.g. to Gaussian distribution, times Hermite polynomials for orthonormal basis.

As in Fig. 2 and $f_0 = 1$, a_j coefficients are mixed moments of $\{i : j_i \geq 1\}$ variables of nonzero indexes, independent from variables of zero indexes, allowing for literally hierarchical decomposition of statistical dependencies: start with $a_{0..0} = 1$ for normalization, add single nonzero index coefficients to describe marginal distributions, then add pairwise dependencies with two nonzero indexes, then triplewise, and so on. For example a_{2010} coefficient would describe dependence between 2nd moment of first variable and 1st moment of 3rd variable among $d = 4$ variables. Generally the selection of basis B is a difficult question, e.g. to use only pairwise dependencies up to a fixed moment m , preferably optimized during training, maybe separately for each neuron or layer. Such decomposition also allows to efficiently work with **missing data** by using to estimate/update/propagate only a coefficients with zero indexes for the missing variables, as zero index means independence from given variable.

While static estimation averages over dataset with equal weights, for **dynamic updating** we should increase weights of recent values, e.g. using computationally convenient exponential moving average: for some small memory parameter λ

$$a_j \xrightarrow{\lambda} (1 - \lambda)a_j + \lambda \prod_i f_{j_i}(x_i) \quad (3)$$

However, modelling (joint) probability density as a **linear combination can sometimes lead to negative densities** - to avoid this issue, there is usually used calibration: instead of the modelled density ρ , use e.g. $\max(\rho, 0.1)$ and divide by integral to remain normalized density. However, it makes computations much more complex, especially in higher dimension - for neural network applications we should be able to ignore this issue to simplify calculations, especially working on expected values and normalizing between layers. Therefore, we ignore this issue/calibration in this article, however, it should be remembered, maybe adding calibration for some applications.

B. Conditional distributions and expected value propagation

Having (1) model of joint distribution, to get **conditional distribution** we need to substitute known variables and normalize dividing by integral:

$$\begin{aligned} \rho(x_1|x_2, \dots, x_d) &= \frac{\sum_j a_j f_{j_1}(x_1) f_{j_2}(x_2) \dots f_{j_d}(x_d)}{\int_0^1 \sum_j a_j f_{j_1}(x_1) f_{j_2}(x_2) \dots f_{j_d}(x_d) dx_1} = \\ &= \sum_{j_1} f_{j_1}(x_1) \frac{\sum_{j_2 \dots j_d} a_{j_1 j_2 \dots j_d} f_{j_2}(x_2) \dots f_{j_d}(x_d)}{\sum_{j_2 \dots j_d} a_{0 j_2 \dots j_d} f_{j_2}(x_2) \dots f_{j_d}(x_d)} \end{aligned} \quad (4)$$

as $\int_0^1 f_i(x) dx = \delta_{i0}$. Such sums for pairwise dependencies use only two nonzero j_i indexes (input-output), three for triplewise,

and so on. Denominator corresponds to normalization, indeed the fraction becomes 1 for $j_1 = 0$. Examples for $d = 3$ are shown in Fig. 1 - generally nominator sums over all indexes with the current indexes of predicted variables. Denominator replaces current variables indexes with zeros for normalization, could be removed if having further (inter-layer) normalization.

Here is example of analogous prediction of conditional joint distributions for multiple variables:

$$\rho(y, z|x) = \sum_{j_y j_z} f_{j_y}(y) f_{j_z}(z) \frac{\sum_{j_x} a_{j_x j_y j_z} f_{j_x}(x)}{\sum_{j_x} a_{j_x 00} f_{j_x}(x)}$$

However, working on expected values, it would remove $y - z$ mixed moments, making $E[y|x]$, $E[z|x]$ independent.

Having such conditional distribution, we can for example calculate expected value e.g. to be propagated by neural networks. For polynomial basis **expected values** contributions are: $\int_0^1 x f_0(x) dx = 1/2$, $\int_0^1 x f_1(x) dx = 1/\sqrt{12}$, and zero for higher, leading to formulas including only the first moment as in Fig. 1, e.g.:

$$E[x|y, z] = \frac{1}{2} + \frac{1}{2\sqrt{3}} \frac{\sum_{jk} a_{1jk} f_j(y) f_k(z)}{\sum_{jk} a_{0jk} f_j(y) f_k(z)} \quad (5)$$

As further there is rather required CDF normalization which both shifts and rescales, in practice it is sufficient to work on such marked nominators.

Restricting it to pairwise dependencies: (single variable of input - single variable of output), similarly to KAN we get summation of trained 1-parameter functions: here polynomials (could be different e.g. B-splines like in KAN) + e.g. approximate fixed CDF for normalization:

$$\sum_{jk} a_{1jk} f_j(y) f_k(z) \xrightarrow[\text{KAN-like}]{\text{pairwise only}} \sum_j a_{1j0} f_j(y) + a_{10j} f_j(z) \quad (6)$$

However, **in comparison to KAN**, using the proposed HCRNN parametrization we get multiple advantages:

- it can **propagate in any direction**,
- propagate values or **probability distributions**,
- interpretation of parameters as **mixed moments**,
- consciously add **triplewise and higher dependencies**,
- inexpensive evaluation of modeled **mutual information**,
- **additional training** approaches, e.g. direct estimation, tensor decomposition, information bottleneck.

C. Distribution propagation

Let us start with a simple example: that we would like to find

$$\rho(x|y) = \sum_i f_i(x) \frac{\sum_j a_{ij} f_j(y)}{\sum_j a_{0j} f_j(y)} \quad (7)$$

but for y being from $\rho(y) = \sum_k b_k f_k(y)$ probability density. So the **propagated probability density** of x should be $\int_0^1 \rho(x|y) \rho(y) dy$. Approximating with constant denominator, using $\int_0^1 f_j(y) f_k(y) dy = \delta_{jk}$ and finally normalizing, we get:

$$\rho(x) \leftarrow \int_0^1 \rho(x|y) \rho(y) dy \approx \sum_i f_i(x) \frac{\sum_j a_{ij} b_j}{\sum_j a_{0j} b_j} \quad (8)$$

Such approximation allows to propagate (in any direction) through HCR neurons not only values, but also entire probability distributions - by just replacing $f_j(y)$ for concrete value of y , with b_j describing its probability distribution. It is easy to generalize, e.g. for $\rho(x|y, z)$ we could replace $f_j(y) f_k(z)$ with b_{jk} when $\rho(y, z) = \sum_{jk} b_{jk} f_j(y) f_k(z)$.

D. Tensor decomposition and linearization

Analogously for intermediate layers like in bottom of Fig. 1:

$$A_{i_1 i_2 i_3 i_4}^k \approx \sum_{j_1, j_2} a_{i_1 i_2}^{j_1} b_{i_3 i_4}^{j_2} c_{j_1 j_2}^k \quad \text{as} \quad \begin{matrix} c^k \\ \Sigma_{j_1} \wedge \Sigma_{j_2} \\ a_{i_1 i_2} \quad b_{i_3 i_4} \end{matrix}$$

integrating over the intermediate variables, approximating with constant denominator and normalizing at the end, thanks to basis orthogonality we get Kronecker deltas enforcing equality of intermediate indexes, leading to condition for approximation of higher order tensors with lower order ones, which is generally studied by **tensor decomposition** field [15] - hopefully leading to better training approaches.

While neural networks require nonlinearity, such tensor approach allows to **linearize** its intrinsic behavior: calculate nonlinearities in some basis e.g. polynomials only for outer inputs/outputs, including multivariate dependencies. Then treat the entire neural network as a linear transformation of such features (not normalized, no need for inter-layer normalization). However, it contains this constant denominator approximation, and it would become a tensor of exponentially increasing size if including all dependencies - we should combine it with reductions like tensor decomposition, information bottleneck - working on linear approximations to reduce dimension.

E. Basis optimization and selection

Another direction is application of the found a_j coefficients, for example to optimize the arbitrarily chosen $\{f_i\}$ basis to be able to reduce the number of considered coefficients, also to reduce overfitting issues, e.g. discussed in [12], [16]. For this purpose we can for example treat the current coefficients as a rectangular matrix $M_{j_1, j_2 \dots j_d} := a_j$ - with blocked the remaining indexes for all considered coefficients in the basis. Now we can use SVD (singular value decomposition): find orthonormal eigenbasis of $MM^T = \sum_i \sigma_i \mathbf{u}_i \mathbf{u}_i^T$ and use $g_i = \sum_j u_{ij} f_j$ as the new basis for one or a few dominant eigenvectors. Similarly we can do for the remaining variables, getting separate or common **optimized bases** for them.

A more difficult question is **basis selection** - which $j \in B$ indexes to use in considered linear combinations for each neuron. Extending all to m -th moment/degree for d variables, we would need $(m+1)^d = \sum_{k=0}^d \binom{d}{k} m^k$ coefficients: 1 for normalization, dm for marginal distributions, $d(d-1)m^2/2$ for pairwise, and so on. With proper normalization the coefficients for marginal distributions should be close to 0 - can be neglected. To reduce the number of coefficients, we can restrict e.g. up to pairwise dependencies (\approx KAN). Generally we can e.g. calculate more coefficients and discard those close to zero. Using optimized bases as above, should allow to reduce their size.

F. Some HCRNN training approaches

A single HCR neuron models multidimensional joint distribution, what is already quite powerful. However, for neural networks the main difficulty is training the intermediate layers. Here are some approaches:

- Treat HCRNN as just a parametrization and use standard backpropagation like for other ANNs like MLP, KAN. It can be mixed with other techniques, e.g. static parameter estimation/update from recent values, online basis optimization and selection, or just optimizing initial parameters to improve further main optimization.

- Maybe find initial intermediate values by dimensionality reduction like PCA of $\{f_j(x) : j \in B\}$ vectors of features as (nonlinear) products of functions of inputs - further extended into information bottleneck approach.
- Maybe use propagation as e.g. expected values in both directions, combine with coefficient estimation/update.
- Maybe use some tensor decomposition techniques - start with estimation of e.g. pairwise dependencies for a larger set of variables, and use algebraic methods to try to approximate it with multiple lower order tensors.

While backpropagation is available for various parametrizations, such HCRNN hiding joint distribution models in each neuron bring some additional novel possibilities - hopefully allowing for faster training, especially with further looking the most promising information bottleneck approach.

Coefficients of such trained HCRNN remain mixed moments - providing dependency interpretation between input/output and hidden intermediate variables, allowing for multidirectional propagation of values or distributions like in Fig. 3, and its parameters can be further continuously updated e.g. using (3).

III. INFORMATION BOTTLENECK BASED TRAINING

Let us consider l hidden layer neural network intended to predict Y from X with $\{\theta^i\}_{i=0..l}$ sets of parameters:

$$Y \text{ label of } X \xrightarrow{\theta^0} T^1 \xrightarrow{\theta^1} \dots \xrightarrow{\theta^{l-1}} T^l \xrightarrow{\theta^l} \hat{Y} \quad (9)$$

While the standard training approach is focused on optimization of neuron parameters θ used to process the data, alternatively we could try to **directly optimize T^i distributions of hidden/intermediate layers**, in practice: dataset processed through some of layers (here could be in both directions) - like in image recognition: first layers extract low level features like edges, then some intermediate features, and finally e.g. faces.

Information bottleneck approach [17], [18] suggests how to directly optimize the intermediate layers. It uses **information theory** - offering nearly objective evaluation, being invariant to variable permutations, bijections. $I(X; Y) = H(X) + H(Y) - H(X, Y)$ **mutual information** is the number of bits (or nits) X on average gives about Y , or Y about X .

Optimizing intermediate layer T^i , obviously it should maximize information about the predicted Y : $\max_T I(T; Y)$. However, focusing only on **prediction** would rather lead to overfitting. To prevent that, turns out neural networks perform also **compression**: $\min_T I(X; T)$ - removal of unnecessary information/noise from input. Finally information bottleneck approach, for some $\beta > 0$, assumes optimization of:

$$\inf_T (I(X; T) - \beta I(T; Y)) \quad (10)$$

A. Information theory view on HCR

Mutual information has excellent properties, however, it is relatively difficult to calculate, requires a joint distributions model. HCR assumes $\rho(\mathbf{x}) = \sum_{j \in B} a_j f_j(\mathbf{x})$ model of joint distribution. Using natural logarithm (information in nits) with first order approximation $\ln(1+a) \approx a$, and orthogonality of basis, we get simple practical approximation:

$$H(X) = - \int_{[0,1]^d} \rho(\mathbf{x}) \ln(\rho(\mathbf{x})) d\mathbf{x} \approx - \sum_{j \in B^+} (a_j)^2 \quad (11)$$

For joint distribution of (X, Y) (multivariate) variables, denoting B_X, B_Y as bases used for individual variables, the

approximate mutual information formula becomes:

$$I(X; Y) \approx \sum_{j_x \in B_X^+} \sum_{j_y \in B_Y^+} (a_{(j_x, j_y)})^2 \quad (12)$$

Hence this $\ln(1 + a) \approx a$ approximation allows to evaluate mutual information by just summing squared nontrivial coefficients, mixed moments between the two variables.

Let us now add estimation of these coefficients/mixed moments which will become θ neuron parameters. Denoting $\{\mathbf{x}^i\}_{i=1..n}$, $\{\mathbf{y}^i\}_{i=1..n}$ as the current batch from dataset, denote

$$\bar{X} = \frac{1}{\sqrt{n}} (f_j(\mathbf{x}^i))_{i=1..n, j \in B_X^+} \quad \bar{Y} = \frac{1}{\sqrt{n}} (f_j(\mathbf{y}^i))_{i=1..n, j \in B_Y^+} \quad (13)$$

as $n \times |B_X^+|, n \times |B_Y^+|$ matrices containing features of vectors from the batch - **values in the chosen basis**, or alternatively they could be interpreted as **description of propagated probability distribution**, e.g. $\rho(\mathbf{x}) = 1 + \sum_{j \in B_X^+} a_j f_j(\mathbf{x})$.

Having above \bar{X}, \bar{Y} matrices of features, we can directly MSE estimate (2) parameters for all $B_X^+ \times B_Y^+$ pairs, mutual information:

$$(a_{(j_x, j_y)} : j_x \in B_X^+, j_y \in B_Y^+) = \bar{X}^T \bar{Y} \quad (14)$$

$$I(X; Y) \approx \text{Tr}(\bar{X}^T \bar{Y} (\bar{X}^T \bar{Y})^T) = \text{Tr}(C_X C_Y)$$

for $C_X = \bar{X} \bar{X}^T, C_Y = \bar{Y} \bar{Y}^T$ matrices of size $n \times n$, containing scalar products of points in batch as vectors of features. If subtracting the means earlier, they resemble covariance matrices of the used features - this subtraction might be worth including, but generally means should be close to zero. Also, instead of covariance matrix, this is rather $n \times n$ similarity matrix inside the size n batch using the chosen features.

B. Information bottleneck training

Using the above approximation, information bottleneck training of $X \rightarrow T \rightarrow Y$ for some hidden intermediate layer T , as trace is linear and cyclic, becomes:

$$\inf_{C_T \geq 0} (\text{Tr}(C_X C_T) - \beta \text{Tr}(C_T C_Y)) = \inf_{C_T \geq 0} \text{Tr}(C_T (C_X - \beta C_Y)) \quad (15)$$

for some symmetric $C_T = \bar{T} \bar{T}^T$ with nonnegative spectrum, maybe earlier subtracting the means to make it covariance matrix. Decomposing it to $C_T = O D O^T$ for $D = \text{diag}(\Lambda_1, \dots, \Lambda_n)$, the above optimization would become of:

$$\text{Tr}(D O^T (C_X - \beta C_Y) O) = \sum_{i=1}^n \Lambda_i (O^T (C_X - \beta C_Y) O)_{ii}$$

Denoting $M = O^T (C_X - \beta C_Y) O$, the above becomes just $\sum_{i=1}^n \Lambda_i M_{ii}$. Minimizing it over $\Lambda_i \geq 0$, we could get to minus infinity for negative M_{ii} . Hence it is crucial to **add regularization** e.g. l^2 : adding $\text{Tr}(C_T^2) = \sum_i \Lambda_i^2$ times some $1/2\eta > 0$ to the minimized:

$$\inf_{(\Lambda_i)} \sum_{i=1}^n \Lambda_i M_{ii} + \frac{1}{2\eta} \sum_i \Lambda_i^2 \quad (16)$$

For positive $\{i : M_{ii} \geq 0\}$ minimization requires $\Lambda_i = 0$. For negative $\{i : M_{ii} < 0\}$ minimization gives $\Lambda_i = -\eta M_{ii}$.

There has remained optimization of O rotation, with above Λ_i optimization minimized (16) becomes:

$$\inf_{O: O^T O = I} -\frac{\eta}{2} \sum_{i: (O^T (C_X - \beta C_Y) O)_{ii} < 0} ((O^T (C_X - \beta C_Y) O)_{ii})^2 \quad (17)$$

Eigendecomposition $C_X - \beta C_Y = O \text{diag}(\lambda_i) O^T$ allows to choose O for optimized $C_T = O \text{diag}(\Lambda_i) O^T$, which makes $M_{ii} = \lambda_i$. As above, its optimal eigenvalues should be chosen as $\Lambda_i = \max(0, -\eta \lambda_i)$.

Choosing $\bar{T} = (O \text{diag}(\sqrt{\max(0, -\eta \lambda_i)}))_{i=1..n, j=1..k}$ for sorted $\lambda_1 \leq \dots \leq \lambda_n$ and $\lambda_k < 0, \lambda_{k+1} \geq 0$, the matrix $C_T = \bar{T} \bar{T}^T$ will be as required, making hidden layer represented as size k vectors of features.

However, such k number of features could be comparable to n batch size - can be impractically large. We can decrease it by reducing β . Alternatively we could fix β and use a smaller e.g. fixed k , or λ below some negative threshold, or up to some large jump in eigenspectrum.

To summarize the found procedure:

Information bottleneck HCR training for $X \rightarrow T \rightarrow Y$ of T intermediate layer with $\beta, \eta > 0$ parameters, k features:

- 1) prepare matrices of features (if not done earlier):

$$\bar{X} = \frac{1}{\sqrt{n}} (f_j(\mathbf{x}^i))_{i=1..n, j \in B_X^+}, \quad \bar{Y} = \frac{1}{\sqrt{n}} (f_j(\mathbf{y}^i))_{i=1..n, j \in B_Y^+}$$

- 2) perform eigendecomposition $\lambda_1 \leq \lambda_2 \leq \dots \leq \lambda_n$:

$$\bar{X} \bar{X}^T - \beta \bar{Y} \bar{Y}^T = O \text{diag}(\lambda_i) O^T$$

- 3) Take some number k of the lowest eigenvalues:

$$\bar{T} = (O \text{diag}(\sqrt{\max(0, -\eta \lambda_i)}))_{i=1..n, j=1..k}$$

as content of T layer: k features for size n batch.

- 4) If needed, neuron weights can be calculated/estimated using (10) as $\bar{X}^T \bar{T}$ for $X \rightarrow T$ and $\bar{T}^T \bar{Y}$ for $T \rightarrow Y$.

C. Remarks, applications of information bottleneck training

- The found k features on size n batch are abstract - there is no need to choose basis, however, choosing a size k basis we would get interpretation of content of this intermediate layer as values or rather probability distribution. Working on such abstract values, they are no longer normalized, seems we can skip CDF normalization layers.
- Diagonalized $\bar{X} \bar{X}^T - \beta \bar{Y} \bar{Y}^T$ is $n \times n$ matrix of distances in size n batch as scalar products of feature vectors. Cost of its operations grows with the batch size - in practice we should split dataset into batches and e.g. estimate network parameters and average them over batches, or update the previous ones using exponential moving average: $\theta = \eta \theta + (1 - \eta) \bar{X}^T \bar{T}$, for example visiting various layers/neurons in some order using a given batch, maybe varying β, η, k parameters.
- For practical training we can optimize/update intermediate layers for T in various ways, e.g. start with X input, Y output to optimize intermediate T layer, then optimize another intermediate layer between X and T , and separate between T and Y , and so on recursively. Or we can optimize for succeeding layers $T_{i-1} \rightarrow T_i \rightarrow T_{i+1}$. The finally found parameters can be improved with a different approach like backpropagation.
- The found approach is different than for Gaussian variables [19] close to canonical correlation analysis, maybe it is worth to consider some intermediate approach, e.g. subtracting means to make C_X closer to covariance matrix, improve on the use $\ln(1 + a) \approx a$ approximation, etc.

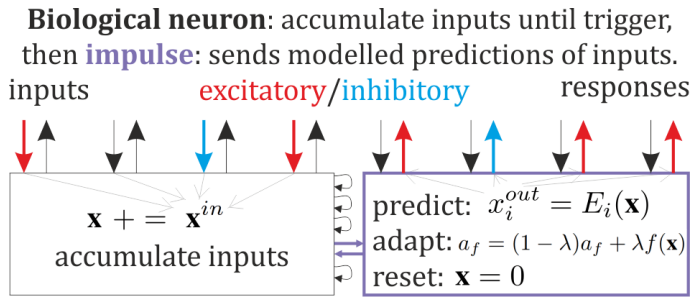


Figure 3. Omnidirectional HCR neuron proposed in [7] - getting any subset S of connections as input, it can update model for a_j coefficients positive only in this subset: $\{i : j_i \geq 1 \subset S\}$, and predict/propagate to output as the remaining connections e.g. expected values for these inputs, for example accumulated up to some threshold, including sign for excitatory/inhibitory.

IV. CONCLUSIONS AND FURTHER WORK

Neurons with joint distribution models seem powerful agnostic improvement for currently popular guessed parametrizations like MLP or KAN, and are practically accessible with HCR, up to omnidirectional neurons like in Fig 3 - allowing to freely choose inference directions, propagate both values and probability distributions, with clear coefficient interpretations.

As in Fig. 4, our unidirectional ANNs are still very far from fundamentally multidirectional BNNs - multidirectional ANNs might allow to reduce this distance, and with HCR the formulas can use just summation and optimized single parameter function, which see biologically plausible - might be hidden in extremely complex BNN behavior.

However, mastering such new neural network architecture will require a lot of work, planned also for future versions of this article. Here are some basic research directions:

- Search for practical **applications**, from replacement of standard ANN, for multidirectional inference e.g. in Bayes-like scenarios, as neural networks propagating probability distributions, up to exploration of similarity/replacement for biological neurons.
- Practical **implementation, optimization** especially of training and update, basis optimization and selection techniques, exploration of tensor decomposition approach.
- Working on probability distributions makes it natural for information theoretic approaches like information bottleneck [17] optimization of intermediate layers, also hopefully leading to **better understanding** e.g. of information propagation during learning/inference, information held by intermediate layers, etc.
- Adding **time dependence** like model update, also for similarity with biological neurons, e.g. long term potentiation, connection to various periodic processes/clocks.
- While the discussed neurons containing joint distribution models seem very powerful and flexible, directly working in high dimensions they have various issues - suggesting to directly predict conditional distributions instead with HCR parametrization ([8], [9], [11], [12]), what might be also worth included in neural network, e.g. as a part of the training process - to be decomposed into single neurons.

REFERENCES

[1] R. Follmann, E. Rosa Jr, and W. Stein, "Dynamics of signal propagation and collision in axons," *Physical Review E*, vol. 92, no. 3, p. 032707, 2015.

[2] K. Hornik, M. Stinchcombe, and H. White, "Multilayer feedforward networks are universal approximators," *Neural networks*, vol. 2, no. 5, pp. 359–366, 1989.

Parameters	ANN	BNN
Structure	input weight output hidden layer	dendrites synapse axon cell body
Learning	very precise structures and formatted data	they can tolerate ambiguity
Processor	complex high speed one or a few	simple low speed large number
Memory	separate from a processor localized non-content addressable	integrated into processor distributed content-addressable
Computing	centralized sequential stored programs	distributed parallel self-learning
Reliability	very vulnerable	robust
Expertise	numerical and symbolic manipulations	perceptual problems
Operating Environment	well-defined well-constrained	poorly defined un-constrained
Fault Tolerance	the potential of fault tolerance	performance degraded even on partial damage

Figure 4. Summary of differences between (unidirectional) artificial and (fundamentally multidirectional) biological neural networks (from <https://www.geeksforgeeks.org/difference-between-ann-and-bnn/>) - **BNNs are qualitatively superior in terms of learning, flexibility, robustness - just increasing the number of neurons might be insufficient to reach it.** Multidirectional operation seems crucial, especially for learning (instead of ANN backpropagation).

[3] Z. Liu, Y. Wang, S. Vaidya, F. Ruehle, J. Halverson, M. Soljačić, T. Y. Hou, and M. Tegmark, "Kan: Kolmogorov-arnold networks," *arXiv preprint arXiv:2404.19756*, 2024.

[4] I. Kononenko, "Bayesian neural networks," *Biological Cybernetics*, vol. 61, no. 5, pp. 361–370, 1989.

[5] F. Durante and C. Sempì, "Copula theory: an introduction," in *Copula theory and its applications*. Springer, 2010, pp. 3–31.

[6] G. R. Terrell and D. W. Scott, "Variable kernel density estimation," *The Annals of Statistics*, pp. 1236–1265, 1992.

[7] J. Duda, "Hierarchical correlation reconstruction with missing data, for example for biology-inspired neuron," *arXiv preprint arXiv:1804.06218*, 2018.

[8] J. Duda and A. Szulc, "Social benefits versus monetary and multidimensional poverty in poland: Imputed income exercise," in *International Conference on Applied Economics*. Springer, 2019, pp. 87–102, preprint: <https://arxiv.org/abs/1812.08040>.

[9] J. Duda, H. Gurgul, and R. Syrek, "Modelling bid-ask spread conditional distributions using hierarchical correlation reconstruction," *Statistics in Transition New Series*, vol. 21, no. 5, 2020, preprint: <https://arxiv.org/abs/1911.02361>.

[10] J. Duda and G. Bhatta, "Gamma-ray blazar variability: new statistical methods of time-flux distributions," *Monthly Notices of the Royal Astronomical Society*, vol. 508, no. 1, pp. 1446–1458, 2021.

[11] J. Duda and S. Podlowska, "Prediction of probability distributions of molecular properties: towards more efficient virtual screening and better understanding of compound representations," *Molecular Diversity*, pp. 1–12, 2022.

[12] J. Duda and G. Bhatta, "Predicting conditional probability distributions of redshifts of active galactic nuclei using hierarchical correlation reconstruction," *Monthly Notices of the Royal Astronomical Society*, p. stae963, 2024.

[13] S. Ioffe and C. Szegedy, "Batch normalization: Accelerating deep network training by reducing internal covariate shift," in *International conference on machine learning*. pmlr, 2015, pp. 448–456.

[14] J. Duda, "Rapid parametric density estimation," *arXiv preprint arXiv:1702.02144*, 2017.

[15] T. G. Kolda and B. W. Bader, "Tensor decompositions and applications," *SIAM review*, vol. 51, no. 3, pp. 455–500, 2009.

[16] J. Duda, "Fast optimization of common basis for matrix set through common singular value decomposition," *arXiv preprint arXiv:2204.08242*, 2022.

[17] N. Tishby, F. C. Pereira, and W. Bialek, "The information bottleneck method," *arXiv preprint physics/0004057*, 2000.

[18] N. Tishby and N. Zaslavsky, "Deep learning and the information bottleneck principle," in *2015 IEEE information theory workshop (itw)*. IEEE, 2015, pp. 1–5.

[19] G. Chechik, A. Globerson, N. Tishby, and Y. Weiss, "Information bottleneck for gaussian variables," *Advances in Neural Information Processing Systems*, vol. 16, 2003.