
Towards Stability of Parameter-free Optimization

Yijiang Pang¹ Shuyang Yu¹ Bao Hoang¹ Jiayu Zhou¹

Abstract

Hyperparameter tuning, particularly the selection of an appropriate learning rate in adaptive gradient training methods, remains a challenge. To tackle this challenge, in this paper, we propose a novel parameter-free optimizer, ADAMG (Adam with the golden step size), designed to automatically adapt to diverse optimization problems without manual tuning. The core technique underlying ADAMG is our golden step size derived for the AdaGrad-Norm algorithm, which is expected to help AdaGrad-Norm preserve the tuning-free convergence and approximate the optimal step size in expectation w.r.t. various optimization scenarios. To better evaluate tuning-free performance, we propose a novel evaluation criterion, *stability*, to comprehensively assess the efficacy of parameter-free optimizers in addition to classical performance criteria. Empirical results demonstrate that compared with other parameter-free baselines, ADAMG achieves superior performance, which is consistently on par with Adam using a manually tuned learning rate across various optimization tasks.

1. Introduction

Optimization serves as a foundation technique underpinning modern deep learning, which finds applications in various domains such as computer vision, AI for science, and natural language processing (Voulodimos et al., 2018; Redmon et al., 2016; Paul et al., 2021; Devlin et al., 2018; Radford et al., 2019). Some of the recent optimization approaches include embedding momentum mechanisms (Sutskever et al., 2013) and Adam (Kingma & Ba, 2014). Among them, adaptive gradient methods play an important role (Duchi et al., 2011; Kingma & Ba, 2014; Liu et al., 2023) due to their attractive performance across diverse problem structures, encompassing deep model architectures, data characteristics, and running hyper-parameters. Hyperparameter tuning

associated with those optimization algorithms has a significant impact on the practical performance (Wilson et al., 2017). Especially, the Learning Rate (LR) tuning holds primary importance, since the precision of LR of popular (adaptive gradient) optimization methods is closely related to unknown problem properties, such as smoothness, error of estimated gradient, and the initial optimality gap. The close relationship between LR and these properties makes it a necessity to choose LR. Manual tuning is a commonly adopted practice for parameter selection, which requires computational resources and is prohibitive in large-scale machine-learning tasks.

Recently, there has been a growing interest in parameter-free training methods¹ due to their practical training efficiency and satisfactory performance. These methods are designed to eliminate the need for manual tuning parameters, achieving performance levels close to the best manually tuned training methods. Pioneering works in the realm of parameter-free training, incorporating mechanisms like sub-routine&bisection subroutine mechanisms (Nesterov, 2015; Carmon & Hinder, 2022), are prohibitively expensive in the context of large-scale deep learning problems. This study directs its focus toward identifying parameter-free training methods that maintain comparable training costs to the most standard training algorithms, such as Adam (Kingma & Ba, 2014), for deep learning problems.

Current trends in parameter-free training methodologies are standard practices of embedding initial optimality gap into step size or drawing insights from the recently proposed DoG (Ivgi et al., 2023), which combines the classical results from AdaGrad-Norm step size and standard Gradient Descent (GD) step size (Duchi et al., 2011; Ward et al., 2020; Khaled et al., 2023). Existing approaches based on classical evaluation criteria demonstrate advantages in specific scenarios (Ivgi et al., 2023; Defazio & Mishchenko, 2023; Khaled et al., 2023; Mishchenko & Defazio, 2023). However, we observed that the state-of-the-art parameter-free optimizers exhibit *unstable* performance when confronted with diverse optimization problems, i.e., the performances of prior arts are sometimes much lower than the optimal manual tuning performance for some optimization tasks.

¹Michigan State University, East Lansing, Michigan, USA. Correspondence to: Jiayu Zhou <jiaiyuz@msu.edu>.

¹In this manuscript, we will use the terms “parameter-free training methods” and “parameter-free optimizers” interchangeably.

This observation is obtained from the experimental results in Sec. 5.3, where a default choice like Adam(1e-3) with a cosine decay learning rate scheduler outperformed existing parameter-free optimizers in certain optimization scenarios. This prompts the following question: *How stable can a specific parameter-free optimizer be, achieving "close" performance to the manually-tuned best optimizer w.r.t. diverse optimization scenarios?*

To tackle this problem, we first explore how to systematically evaluate the effectiveness of parameter-free optimizers. Existing approaches mainly adopted the classical evaluation criteria, including *convergence speed* and *solution quality* (Kingma & Ba, 2014; Liu et al., 2023) for optimizers. However, in the context of parameter-free optimizers, limiting the validation to these two aspects has hindered researchers and engineers from confidently applying these optimizers to more complicated real-world tasks. Given a parameter-free optimizer is inherently expected to generalize to unseen optimization problems, it is critical to collectively measure how it consistently behaves across a spectrum of optimization problems. To this end, we introduce an additional novel evaluation criterion, *stability*, for parameter-free training methods. This criterion evaluates whether a parameter-free optimizer consistently exhibits performances close to the best manually tuned optimizer across various optimization problems. Table 1 summarizes our experimental findings on stability evaluation.

DoG	DoWG	GOG	D-Adapt Adam	Prodigy Adam	Adam(1e-3)	(Proposed) ADAMG
Practical probability of achieving close performance of best manually tuning Adam.						
0.49	0.31	0.53	0.46	0.56	0.56	0.76
Averaged Performance Gap with best manually tuning Adam. (%)						
9.9	12.9	9.3	18.5	8.2	15.5	3.0

Table 1. Practical probability of the parameter-free optimizers achieving close performance (less than 5% performance measure) with best manually tuning Adam, which is derived from Table 7. Averaged performance gap with best manually tuning Adam, which is derived from Table 8.

In this paper, we design a novel algorithm that jointly considers stability and leverages the ability of tuning-free convergence of AdaGrad-Norm (Duchi et al., 2011; Ward et al., 2020; McMahan & Streeter, 2010; Wang et al., 2023). Specifically, we formally define a golden step size of AdaGrad-Norm, drawing insights to preserve the ability of tuning-free convergence and approximate the optimal step size in expectation across various optimization problems. Subsequently, we derive the solution for the golden step size, which is independent of problem-specific properties, and integrate it into AdaGrad-Norm, resulting in our first parameter-free optimizer (Algorithm 1). By deeply integrating the derived golden step size with the Adam, we further introduce an Adam-like parameter-free method named

ADAMG (Algorithm 2). Compared to existing parameter-free optimization methods, our proposed ADAMG stably outperforms all the baselines across various optimization tasks and achieves performance that closely aligns with the best performance achieved by manual tuning.

We highlight the following contributions of the paper:

- We introduce a novel evaluation criterion, namely *stability*, for assessing parameter-free training methods. Practical results show that this criterion reasonably validates the adaptability of parameter-free optimizers to diverse optimization problems.
- Based on our analysis of the classical AdaGrad-Norm algorithm, we propose the golden step size for AdaGrad-Norm, which is expected to preserve the ability of tuning-free convergence and approximate the optimal step size in expectation w.r.t. various optimization problems, resulting in an AdaGrad-Norm version parameter-free optimizer. Furthermore, we extend this concept to devise an Adam-like parameter-free method named ADAMG.
- Extensive experiments conducted on deep learning tasks reveal that ADAMG exhibits stable performance across a spectrum of optimization problems. Moreover, it closely aligns with the best performance achieved by manually tuning Adam, making it ready to be widely deployed.

2. Related work

Adaptive gradient methods have emerged as predominant choices for training deep learning optimization problems (Kingma & Ba, 2014; Balles & Hennig, 2018; Zhuang et al., 2020; Chen et al., 2023). Concurrently, there is a rising popularity of adaptive parameter-free approaches in the optimization landscape (Ivgi et al., 2023; Defazio & Mishchenko, 2023; Khaled et al., 2023; Mishchenko & Defazio, 2023).

The search mechanism is the natural avenue for achieving parameter-free capability. As we mentioned earlier, several works are the practice of search mechanism (Nesterov, 2015; Feurer & Hutter, 2019; Carmon & Hinder, 2022). Pioneering efforts without search mechanisms usually estimate the problem properties and are more concerned with guarantees for convex optimization problems. For instance, the Polyak step size schedule incorporates $f(\mathbf{x}_k) - f^*$ into gradient descent for convex optimization problems (Polyak, 1987). The subsequent adaptations of this approach demonstrate fair performance in handling nonconvex problems (Loizou et al., 2021; Malitsky & Mishchenko, 2019; Latafat et al., 2023). Contrary to problem properties estimation, approaches adopted from online learning with theoretical guarantees, such as coin betting schemes, have been applied in

deep learning optimization problems (Orabona & Pál, 2016; Orabona & Tommasi, 2017; Chen et al., 2022). A more recent trend involves the utilization of the initial optimality gap and the sum of gradient norm along training trajectory (over K steps), $\frac{\max_{i \leq K} \|\mathbf{x}_i - \mathbf{x}_0\| \xrightarrow{\text{Approx.}} \|\mathbf{x}_0 - \mathbf{x}^*\|}{\sqrt{\sum_{i=1}^K \|\mathbf{g}_i\|^2}}$ where \mathbf{x} denotes parameters and \mathbf{g} denotes stochastic gradient, as a means to adapt to unknown properties associated with gradient norms, smoothness, and strong convexity (Ivgi et al., 2023). The initial optimality gap $\|\mathbf{x}_i - \mathbf{x}_0\|$ primarily draws from classical results using gradient descent for the convex problems, while the gradient norm $\frac{1}{\sqrt{\sum_{i=1}^K \|\mathbf{g}_i\|^2}}$ is inspired by AdaGrad (Bubeck et al., 2015; Nesterov et al., 2018; Duchi et al., 2011). However, the combination itself lacks convincing theoretical guarantees over nonconvex problems. Several works following this line of thought propose distance measure variants or integrate those techniques with Adam (Defazio & Mishchenko, 2023; Khaled et al., 2023; Mishchenko & Defazio, 2023).

3. Analysis

We start with the background of parameter-free optimization in Section 3.2. In Section 3.3, we analyze and discuss the selection of LR that preserves the ability of tuning-free convergence of AdaGrad-Norm (Duchi et al., 2011; McMahan & Streeter, 2010; Wang et al., 2023; Faw et al., 2023). Then, incorporating the ability with the classical result of the descent lemma of smooth function, coupled with our idea about optimizing the solution across various optimization problems, we formulate and derive the corresponding solution for the *golden step size* of AdaGrad-Norm. This golden step size is expected to help AdaGrad-Norm converge without tuning and approximate the optimal step size over various settings. These insights serve as the foundational principles for the development of our parameter-free optimizer.

3.1. Preliminary

We work on a differentiable (including non-convex) function $f(\cdot) : \mathbb{R}^d \rightarrow \mathbb{R}$ with the standard Euclidean norm $\|\cdot\|$. We follow the standard assumptions on function and stochastic gradient as (Wang et al., 2023).

Assumption 3.1 (L -smooth condition). We assume that for any model parameter $\mathbf{x}_1, \mathbf{x}_2$, f is differentiable and L -gradient Lipschitz such that $\|\nabla f(\mathbf{x}_1) - \nabla f(\mathbf{x}_2)\| \leq L\|\mathbf{x}_1 - \mathbf{x}_2\|$.

Assumption 3.2 (Affine noise variance). We assume that there exist positive constant D_0 and D_1 such that $\mathbb{E}_{\mathcal{F}_k}[\|\mathbf{g}_k\|^2] \leq D_0 + D_1\|\nabla f(\mathbf{x}_k)\|^2, \forall k \geq 1$.

$\mathcal{F}_k = \sigma(g_{k-1}, \dots, g_1)$ is the standard stochastic operator and stands for the sigma field of historical gradients up to

$k - 1$.

3.2. Background

Scale-free and parameter-free We adopted the definition of the scale-free property of an optimization method from (Khaled et al., 2023), where it is defined as *multiplying f by a constant factor $\alpha > 0$ and minimizing αf does not change the method's trajectory at all*. In this work, the term parameter-free optimization refers to optimization algorithms devoid of tuning parameters, with scale-free being one of the preferred properties of parameter-free optimization methods (Khaled et al., 2023; Defazio & Mishchenko, 2023; Mishchenko & Defazio, 2023).

Taking Theorem 3.3 as an example, also appearing in (Khaled et al., 2023; Yang et al., 2024), to illustrate the concept, Normalized Gradient Descent (NGD) is scale-free inherently, as rescaling f to αf does not alter the step size trajectory, i.e., $\eta^{\text{opt}} = \frac{D_0}{\sqrt{K}}$ remains unchanged before and after rescaling. Meanwhile, if we can approximate D_0 on the fly, then NGD qualifies as parameter-free. We summarize the following key takeaways:

- An immediate observation regarding scale-free methods is that the derived step size is not correlated with the scale α . In terms of the parameter-free methods, the corresponding step size does not have terms such as the scale α , unknown function properties, and function properties that cannot be approximated on the fly.
- It is important to note parameter-free does not imply the ability to arbitrarily scale the derived step size.

Theorem 3.3 ((Levy, 2017; Grimmer, 2019)). *Suppose that f is convex (bounded below by $f^* := f(\mathbf{x}^*)$) and satisfies Assumption 3.1. If we run Normalized Gradient Descent (NGD) $\mathbf{x}_{k+1} = \mathbf{x}_k - \eta \frac{\nabla f(\mathbf{x}_k)}{\|\nabla f(\mathbf{x}_k)\|}$, we have*

$$\min_{k=0, \dots, K-1} (f(\mathbf{x}_k) - f^*) \leq \frac{L}{2} \left(\frac{D_0^2}{2\eta K} + \frac{\eta}{2} \right)^2.$$

where $D_0 := \|\mathbf{x}_0 - \mathbf{x}^*\|$, and $\eta^{\text{opt}} = \frac{D_0}{\sqrt{K}}$.

3.3. Golden step size for AdaGrad-Norm

AdaGrad-Norm converges when optimizing non-convex objectives under affine noise variance and bounded smoothness assumptions (Wang et al., 2023; Faw et al., 2023). Additionally, It enjoys the ability of tuning-free convergence, wherein differences in initial learning rates solely impact practical convergence speed rather than the final convergence. This attribute is considered a primary advantage inherited by subsequent variants.

We initiate our analysis with the following corollary, which serves as the foundation of analyzing the preservation of the tuning-free convergence ability of AdaGrad-Norm (c.f.

Alg. 1 without the highlighted content).

Corollary 3.4 (A simple variant of Thm. 2 in (Wang et al., 2023)). *Given Assumptions 3.1 and 3.2, for AdaGrad-Norm with any learning rate $\eta > 0$, we have in expectation that:*

$$\min_{k \in [K]} \|\nabla f(\mathbf{x}_k)\|^2 \leq \frac{1}{\mathcal{O}(\sqrt{v_K})} \left(\frac{4}{\eta} (f(\mathbf{x}_1) - f^*) + 2D_1\xi(0) + \left(2(L\eta D_1)^2 + D_1(L\eta)^2 + \frac{1}{2}D_0 \right) \frac{4}{\sqrt{v_0}} + 2L\eta \ln v_K \right),$$

where K denotes K steps in total, and v_K is the accumulated sum of the squared gradient norm (see Alg. 1).

The proof is presented in appendix B.

Consider right-hand side of Cor. 3.4 as a function w.r.t. η :

$$h(\eta) := \frac{1}{\sqrt{v_K}} \left(\gamma_1 \eta^2 + \gamma_2 \eta \ln v_K + \frac{\gamma_3}{\eta} \right),$$

where γ_1, γ_2 , and γ_3 denote the above corresponding function-dependent values for simplification purpose. We note that the accumulated gradient norm v_K increases; therefore, $h(\eta)$ must be a decreasing sequence to achieve tuning-free convergence. We discuss two possible cases of η regarding the step size:

- Case 1: Supposing η is a constant value.
- Case 2: Supposing η is constant but *dynamic* w.r.t. K , and one possible solution is $\eta = (v_K)^q$, where $0 < q < \frac{1}{4}$ and $v_K > 1$, so each term in $h(\eta)$, e.g., $\frac{\eta^2}{\sqrt{v_K}}$, can continually decrease with the increasing of v_K .ⁱⁱ is continually decreasing with the increasing of v_K .

Simultaneously, considering the general updating step, which can be easily derived from the descent lemma of smooth function:

$$f(\mathbf{x}_{k+1}) \leq f(\mathbf{x}_k) - \eta_k \nabla f(\mathbf{x}_k) \mathbf{g}_k + \eta_k^2 L \|\mathbf{g}_k\|^2. \quad (1)$$

According to equation 1, since the right-hand side forms a quadratic function w.r.t η , the (worst-case) optimal progressive step-size $\eta^{\text{opt}} = \frac{1}{2} \eta^{\text{div}}$. Here, η^{div} represents the step size that leads to divergence ($\forall \eta > \eta^{\text{div}}$ is diverging step size).

Incorporating the concepts of preserving tuning-free convergence and achieving $0.5 \times$ diverging step size under various settings, we formally formulate the *golden step size* of AdaGrad-Norm as

$$\eta^{\text{gold}} = \frac{1}{2} \arg \max_{\eta} \mathbb{E}_{x \in \mathbb{R}^+} h(x, \eta) \quad (2)$$

ⁱⁱWhen $\eta = (v_K)^q$, $h(\eta) = (v_K)^{2q - \frac{1}{2}} + (v_K)^{q - \frac{1}{2}} \ln v_K + (v_K)^{-q - \frac{1}{2}}$

$$\text{s.t. } \lim_{x \rightarrow +\infty} h(x, \eta) = 0$$

$$\text{where } h(x, \eta) = \frac{1}{\sqrt{x}} \left(\gamma_1 \eta^2 + \gamma_2 \eta \ln x + \frac{\gamma_3}{\eta} \right),$$

where $x := v_K$ for simplification purposes. Here, the expectation over $x \in \mathbb{R}^+$ denotes varying settings, the constraint $\lim_{x \rightarrow +\infty} h(x, \eta) = 0$ ensures reservation of tuning-free convergence, and $\arg \max_{\eta} h(x, \eta)$ approximates the step size that drives the objective function to diverge, i.e., the potentially largest $h(x, \eta)$. Please also refer to the discussion regarding incorporating the optimal progressive learning rate and the learning rate that converges with the training trajectory in Sec. 6.

3.4. Solution of the golden step size

We now provide the analytical solution for equation 2. Firstly, we derive the domain of η based on the constraint. Considering the constraint $\lim_{x \rightarrow +\infty} \frac{1}{\sqrt{x}} (\gamma_1 \eta^2 + \gamma_2 \eta \ln x + \frac{\gamma_3}{\eta}) = 0$, to ensure η satisfies the constraint, one straightforward approach is considering $\lim_{x \rightarrow +\infty} \frac{\gamma_1 \eta^2}{\sqrt{x}} = 0$, $\lim_{x \rightarrow +\infty} \frac{\gamma_2 \eta \ln x}{\sqrt{x}} = 0$, and $\lim_{x \rightarrow +\infty} \frac{\gamma_3}{\eta \sqrt{x}} = 0$. This implies that the domain of η is the intersection of sub-domains where each sub-component $\left\{ \frac{\gamma_1 \eta^2}{\sqrt{x}}, \frac{\gamma_2 \eta \ln x}{\sqrt{x}}, \frac{\gamma_3}{\eta \sqrt{x}} \right\}$ achieves 0 simultaneously.

In other words, $\mathcal{O}(\eta) = \left(< \mathcal{O}(x^{\frac{1}{4}}) \right) \cap \left(< \mathcal{O}\left(\frac{\sqrt{x}}{\ln x}\right) \right) \cap \left(> \mathcal{O}(x^{-\frac{1}{2}}) \right) = \left(< \mathcal{O}(x^{\frac{1}{4}}) \right) \cap \left(> \mathcal{O}(x^{-\frac{1}{2}}) \right) = \mathcal{O}(x^t)$ with $t \in \left(-\frac{1}{2}, \frac{1}{4}\right)$.

Therefore, we consider two cases as we discussed in Sec. 3.3: when $\eta := x^t$ where $t \in \left(-\frac{1}{2}, \frac{1}{4}\right)$ (Case 2) and when η is a constant value (Case 1), which covers the above domain. We then compare the maximum of the expectation $\max \mathbb{E}[h(x, \eta)]$ between these two cases.

Given $\eta := x^t$ where $t \in \left(-\frac{1}{2}, \frac{1}{4}\right)$ (Case 2), and supposing x is bounded and uniformly distributed, i.e., $x \sim \mathcal{U}(C_1, C_2)$, where $C_2 \gg C_1 > 1$, we have

$$\begin{aligned} & \mathbb{E}_{x \sim \mathcal{U}(C_1, C_2)} \frac{1}{\sqrt{x}} \left(\gamma_1 \eta^2 + \gamma_2 \eta \ln x + \frac{\gamma_3}{\eta} \right) \quad (3) \\ &= \frac{1}{C_2 - C_1} \int_{C_1}^{C_2} \frac{1}{\sqrt{x}} (\gamma_1 x^{2t} + \gamma_2 x^t \ln x + \gamma_3 x^{-t}) dx \\ &= \frac{1}{C_2 - C_1} \int_{C_1}^{C_2} \gamma_1 x^{-\frac{1}{2}+2t} + \gamma_2 x^{-\frac{1}{2}+t} \ln x + \gamma_3 x^{-\frac{1}{2}-t} dx \\ &= \frac{1}{C_2 - C_1} \left(\frac{\gamma_1}{\frac{1}{2} + 2t} x^{\frac{1}{2}+2t} + \frac{\gamma_2}{\frac{1}{2} + t} x^{\frac{1}{2}+t} \ln x \right. \\ & \quad \left. - \frac{\gamma_2}{\left(\frac{1}{2} + t\right)^2} x^{\frac{1}{2}+t} + \frac{\gamma_3}{\frac{1}{2} - t} x^{\frac{1}{2}-t} \right) \Big|_{C_1}^{C_2} \\ &\approx \mathcal{O} \left(\frac{C_2^{\frac{1}{2}+2t} - C_1^{\frac{1}{2}+2t}}{C_2 - C_1} \right) \approx \mathcal{O}(C_2^{-\frac{1}{2}+2t}). \end{aligned}$$

Since $t \in (-\frac{1}{2}, \frac{1}{4})$, it is straightforward to observe that $\eta = \lim_{t \rightarrow \frac{1}{4}^-} x^t$ attains highest expectation value with $\mathbb{E}_{x \sim (C_1, C_2)}[h(x, \eta)] \approx \mathcal{O}(C_2^{-\frac{1}{2} + 2\frac{1}{4}}) = \mathcal{O}(1)$.

Given η is constant value (Case 1), and supposing x is bounded and uniformly distributed, i.e., $x \sim \mathcal{U}(C_1, C_2)$, where $C_2 \gg C_1 > 1$, we have

$$\begin{aligned} & \mathbb{E}_{x \sim \mathcal{U}(C_1, C_2)} \frac{1}{\sqrt{x}} \left(\gamma_1 \eta^2 + \gamma_2 \eta \ln x + \frac{\gamma_3}{\eta} \right) \quad (4) \\ &= \frac{1}{C_2 - C_1} \int_{C_1}^{C_2} \frac{1}{\sqrt{x}} \left(\gamma_1 \eta^2 + \gamma_2 \eta \ln x + \frac{\gamma_3}{\eta} \right) dx \\ &= \frac{1}{C_2 - C_1} \left(2(\gamma_1 \eta^2 + \frac{\gamma_3}{\eta}) \sqrt{x} \Big|_{C_1}^{C_2} \right. \\ & \quad \left. + \gamma_2 \eta (2\sqrt{x} \ln x - 4\sqrt{x}) \Big|_{C_1}^{C_2} \right) \\ &\approx \mathcal{O} \left(\frac{\ln(C_2) - \ln(C_1)}{\sqrt{C_2} - C_1} \right) \approx \mathcal{O} \left(\frac{\ln(C_2)}{\sqrt{C_2}} \right). \end{aligned}$$

With $C_2 \gg 1$, it follows that η is a constant value attaining highest expectation value with $\mathbb{E}_{x \sim (C_1, C_2)}[h(x, \eta)] \approx \mathcal{O}(\frac{\ln(C_2)}{\sqrt{C_2}})$.

Since η^{gold} desires the maximum expectation and $\mathcal{O}_{\text{Case 1}}(\frac{\ln(C_2)}{\sqrt{C_2}}) \ll \mathcal{O}_{\text{Case 2}}(1)$, we conclude that $\eta^{\text{gold}} = \frac{1}{2} \lim_{t \rightarrow \frac{1}{4}^-} x^t$ is the desired golden step size that achieves the maximum expectation under the defined constraint. Additionally, there is an immediate observation that η^{gold} is independent of γ_1, γ_2 , and γ_3 , further reinforcing the notion that rescaling function will not alter its trajectory.

4. Method

4.1. AdaGrad-Norm version parameter-free optimizer

Our analysis shows that when taking the *golden step size*, which is independent of unknown problem properties, the updated AdaGrad-Norm algorithm is expected to preserve the ability of tuning-free convergence and approximate the optimal step size across various settings. We hereby propose a novel parameter-free optimization algorithm that integrates the golden step size into AdaGrad-Norm.

We define a numerator function $s(\cdot)$ to represent the embedding of the golden step size. Since $\eta^{\text{gold}} = \frac{1}{2} \lim_{t \rightarrow \frac{1}{4}^-} x^t$, where the t should be close to and smaller than $\frac{1}{4}$. Thus, we define $s(x) = 0.5x^q$, where $q \rightarrow \frac{1}{4}$. The proposed parameter-free training method, named GOG (Golden step size over Gradients), is summarized in Alg. 1. Note that Alg. 1 approximates v_K with v_k , and a similar idea is the optimality gap approximation exploited in the baseline method

Algorithm 1 GOG based on AdaGrad-Norm

Input: \mathbf{x}_1 , q (default 0.24), step size η_k (default 1), objective function $f(\mathbf{x})$
 Initialize $v_1 = 0$
 $s(x) = 0.5x^q$
for $k = 1$ **to** K **do**
 $\mathbf{g}_k \in \partial f(\mathbf{x}_k, \xi_k)$
 $v_{k+1} = v_k + \|\mathbf{g}_k\|^2$
 $r_{k+1} = s(v_{k+1})$
 $\mathbf{x}_{k+1} = \mathbf{x}_k - \eta_k \frac{r_{k+1}}{\sqrt{v_{k+1}}} \mathbf{g}_k$
end for

DoG and its variants (Ivgi et al., 2023). See Appendix C.1 for discussions about dynamic η . We highlight the modifications (highlighting in grey), involving the direct utilization of the numerator function as the additional coefficient of the previous parameter updating step.

4.2. Adam version parameter-free optimizer

Besides GOG, we further develop an Adam-like method incorporating the golden step size, leading to a practical parameter-free optimizer with momentum acceleration. Similarly, we use a numerator function $s(\cdot)$ for the embedding of the golden step size. We then approximate Adam's update of the exponential moving average w.r.t. the golden step size as follows:

$$r_{k+1} = \beta_3 r_k + (1 - \beta_3) s(v_{k+1}),$$

where $\beta_3 \in [0, 1)$ is the exponential decay rate.

Inspired by D-Adapt Adam (Defazio & Mishchenko, 2023), we use a decayed golden step size in the gradient of first-moment estimation, denoted as r_{k+1} in Alg 2, instead of the raw coefficient in the parameter updating step. Additionally, the term $1/\sqrt{k}$ in Alg. 2 is a commonly adopted learning rate appearing in optimizing stochastic problems against error caused by randomness in gradient estimation (Nesterov et al., 2018; Ge et al., 2015). A detailed discussion is provided in Sec. 6.

The parameter-free optimizer ADAMG, which embeds Golden step size with Adam, is summarized in Algorithm 2. Unlike GOG, the default value of η_k in ADAMG is set to 1 with extra cosine annealing decay strategy, following the default choice of previous work (Defazio & Mishchenko, 2023; Mishchenko & Defazio, 2023). However, our experiments in Sec. 5 show that the proposed ADAMG is robust to the choice of decay strategy, and there is little performance gap with or without LR decay. We adopt the same setting as previous work in our evaluate for a fair comparison.

Algorithm 2 ADAMG based on Adam

Input: x_1 , q (default 0.24), β_1 (default 0.95), β_2 (default 0.999), ϵ (default 10^{-8}), η_k (default 1 with cosine annealing), β_3 (default 0.95)

Initialize $m_1 = 0, v_1 = 0, r_1 = 0$

$$s(x) = 0.5x^q$$

for $k = 1$ **to** K **do**

$$g_k \in \partial f(x_k, \xi_k)$$

$$v_{k+1} = \beta_2 v_k + (1 - \beta_2) g_k^2$$

$$\hat{v}_{k+1} = v_{k+1} / (1 - \beta_2^k)$$

$$r_{k+1} = \beta_3 r_k + (1 - \beta_3) s(v_{k+1})$$

$$m_{k+1} = \beta_1 m_k + (1 - \beta_1) r_{k+1} g_k$$

$$\hat{m}_{k+1} = m_{k+1} / (1 - \beta_1^k)$$

$$x_{k+1} = x_k - \min(\eta_k, 1/\sqrt{k}) \hat{m}_{k+1} / (\sqrt{\hat{v}_{k+1}} + \epsilon)$$

end for

5. Experiments

5.1. Evaluation criteria

The existing criteria for evaluating parameter-free approaches include convergence speed (E.g., loss curve) and solution quality (E.g., test accuracy), which are common in classical optimizer designs (Kingma & Ba, 2014; Liu et al., 2023) and parameter-free optimizer designs (Ivgi et al., 2023; Defazio & Mishchenko, 2023; Khaled et al., 2023; Mishchenko & Defazio, 2023). A good parameter-free optimizer consistently performs well across various optimization tasks, which is not covered by these criteria. We hereby introduce a novel criterion, *stability*, to assess parameter-free optimizers. Stability evaluates the adaptability of a parameter-free training method to different optimization tasks. In our evaluation, the stability is computed by comparing the performance of a parameter-free optimizer against the best performance among {Adam(1e-2), Adam(1e-3), Adam(1e-4), Adam(1e-5)}, across a set of predefined and diverse optimization tasks.

5.2. Setup

We compare ADAMG to DoG (Ivgi et al., 2023), DowG (Khaled et al., 2023), D-Adapt Adam (Defazio & Mishchenko, 2023), Prodigy Adam (Mishchenko & Defazio, 2023), and Adam(1e-3)&cosine LR scheduler with evaluation criteria stability, solution quality and convergence speed. Unless otherwise specified, all Adam optimizers are paired with a cosine learning rate scheduler. The performance analysis of the proposed GOG is provided in Sec. 5.3.

The optimization tasks cover two main categories: Image tasks - full fine-tuning pretrained&randomly initialized DenseNet121, ResNet18, ViT-B/16, and VGG11 un-

Algorithm	Test accuracy (%) under CIFAR10 ^[a]							
	Epoch 20&pre-trained network				Epoch 100&randomly initialized network			
	DenseNet	ResNet	ViT-B	VGG	DenseNet	ResNet	ViT-B	VGG
Adam(1e-2)	69.4	80.5	21.2	13.1	79.6	85.3	25.6	10.0
Adam(1e-3)	88.1	92.4	75.8	84.5	75.4	84.9	36.4	77.3
Adam(1e-4)	81.2	85.4	77.3	84.6	53.4	63.2	56.3	71.0
Adam(1e-5)	64.3	72.3	57.9	77.2	48.2	58.3	29.3	61.8
DoG	78.4 [×]	88.3	63.7 [×]	80.5	62.2 [×]	71.1 [×]	54.8	72.9
DoWG	80.4 [×]	86.4 [×]	67.1 [×]	80.7	53.9 [×]	65.5 [×]	50.8 [×]	52.7 [×]
GOG	79.5 [×]	85.7 [×]	68.6 [×]	82.6	54.7 [×]	66.3 [×]	53.7	66.3 [×]
D-Adapt Adam	88.2	91.6	77.3	71.2 [×]	72.3 [×]	83.3	11.3 [×]	49.1 [×]
Prodigy Adam	87.4	90.9	79.5	86.1	64.0 [×]	73.7 [×]	21.1 [×]	75.5
ADAMG	86.1	91.1	78.6	87.3	68.1 [×]	75.9 [×]	58.1	77.4

^[a] [×] denotes that the performance measure of the specific parameter-free optimizer is at least 5% lower than the best Adam which is highlighted in bold.

Table 2. Test accuracy with CIFAR-10 under 3 different seeds.

der datasets CIFAR10, CIFAR100, and Tiny-ImageNet (He et al., 2016; Dosovitskiy et al., 2021; Simonyan & Zisserman, 2014; Krizhevsky & Hinton, 2009; Russakovsky et al., 2015); Language tasks - full fine-tuning pre-trained BERT under GLUE benchmark and full fine-tuning LoRA on GPT2 under GLUE benchmark (Devlin et al., 2018; Radford et al., 2019; Hu et al., 2021; Wang et al., 2018). Note that we use the numerator function $s(x) = 0.2x^{0.24}$ for all optimization tasks. The final formula slightly differs from our theoretical derivation by a very small coefficient since we ignore associated constant values when we derive the solution in Corollary 3.4. Other setup details of the 42 tasks are summarized in Appendix A.1.

5.3. Performance comparison

The average performance measures for all 42 tasks are summarized in Table 2, Table 3, Table 4, Table 5, and Table 6. A complete version for each table with standard deviation is provided in Appendix A.2. Please note that DenseNet, ResNet, ViT-B, and VGG refer to DenseNet121, ResNet18, ViT-B/16, and VGG11, respectively, to satisfy the page length limitations. The symbol [×] in Table 2 to Table 6 indicates that the performance measure of the specific parameter-free optimizer is at least 5% lower than the best Adam, which is highlighted in bold. Below we review aggregated performance metrics derived from empirical studies in Table 2 to Table 6, including stability, solution quality, and convergence speed.

Stability. To evaluate stability, we initially group all the conducted optimization tasks into four categories based on the optimizers among Adam(1e-2), Adam(1e-3), Adam(1e-4), and Adam(1e-5), whichever yields the best performance measure, such as test accuracy. Subsequently, we provide statistical information about whether specific parameter-free optimizers achieve less than a 5% performance drop compared to the corresponding best Adam in each group. The results are presented in Table 7, showing that the proposed ADAMG exhibits the highest average stability ratio.

Towards Stability of Parameter-free Optimization

Algorithm	Test accuracy (%) under CIFAR-100							
	Epoch 20&pre-trained network				Epoch 100&randomly initialized network			
	DenseNet	ResNet	ViT-B	VGG	DenseNet	ResNet	ViT-B	VGG
Adam(1e-2)	37.3	45.0	7.3	1.0	47.2	52.1	8.4	1.0
Adam(1e-3)	65.2	72.8	49.7	53.6	45.0	57.5	13.1	13.4
Adam(1e-4)	55.7	62.3	51.1	60.1	23.2	36.4	27.8	33.5
Adam(1e-5)	20.6	29.0	13.8	43.5	20.0	32.1	8.9	24.3
DoG	50.6 [×]	69.0	30.7 [×]	56.4	33.6 [×]	47.4 [×]	29.2	31.8
DoWG	55.7 [×]	65.3 [×]	40.4 [×]	56.2	26.7 [×]	38.1 [×]	24.9	1.0 [×]
GOG	54.2 [×]	61.7 [×]	35.7 [×]	56.8	25.0 [×]	33.7 [×]	27.2	25.0 [×]
D-Adapt Adam	65.4	71.8	53.6	43.0 [×]	43.7 [×]	55.7	1.0 [×]	29.2
Prodigy Adam	64.4	72.1	55.9	62.4	42.0 [×]	53.7	5.7 [×]	41.2
ADAMG	62.6	70.4	54.5	63.1	35.4 [×]	44.9 [×]	31.5	42.1

Table 3. Test accuracy with CIFAR-100 under 3 different seeds.

Algorithm	Test accuracy (%) under Tiny-ImageNet							
	Epoch 20 & pre-trained network				Epoch 100 & randomly initialized network			
	DenseNet	ResNet	ViT-B	VGG	DenseNet	ResNet	ViT-B	VGG
Adam(1e-2)	38.5	43.4	3.9	0.5	37.2	45.5	1.6	0.5
Adam(1e-3)	62.9	63.0	57.3	12.1	39.2	50.9	7.4	16.9
Adam(1e-4)	59.5	60.0	56.5	59.6	16.8	35.7	16.4	35.2
Adam(1e-5)	35.2	24.8	20.9	51.3	16.0	24.9	10.9	22.0
DoG	61.4	69.1	49.5 [×]	57.4	34.5	45.5 [×]	14.2	24.9 [×]
DoWG	60.7	61.1	45.3 [×]	57.2	24.4 [×]	28.5 [×]	15.5	7.8 [×]
GOG	60.4	58.4	41.2 [×]	58.4	22.4 [×]	31.1 [×]	17.2	20.4 [×]
D-Adapt Adam	60.2	60.3	64.5	23.1 [×]	36.0	47.3	1.2 [×]	27.4 [×]
Prodigy Adam	62.0	63.6	63.2	58.8	40.5	53.6	8.1 [×]	33.8
ADAMG	62.7	64.2	60.2	59.7	26.3 [×]	39.0 [×]	16.9	35.9

Table 4. Test accuracy with Tiny-Imagenet under 3 different seeds.

Algorithm	Fine-tuning pre-trained BERT under GLUE benchmark & Epoch 3								
	CoLA	SST-2	MRPC	STS-B	QQP	MNLI	QNLI	RTE	WNLI
	Matthews corr.	Acc.	F1	Pearson corr.	F1	Matched acc.	Acc.	Acc.	Acc.
Adam(1e-2)	0.0	50.3	54.1	nan	17.9	33.0	49.5	49.1	52.1
Adam(1e-3)	0.0	50.3	81.2	nan	0.0	32.1	49.8	50.9	52.1
Adam(1e-4)	48.4	77.1	87.0	88.0	17.9	77.7	85.3	63.9	47.4
Adam(1e-5)	57.2	92.5	88.5	88.5	87.2	84.1	91.3	65.8	38.0
DoG	51.3 [×]	91.4	83.2 [×]	88.2	85.5	83.1	90.6	51.9 [×]	57.3
DoWG	17.5 [×]	74.8 [×]	82.3 [×]	88.1	55.8 [×]	59.5 [×]	74.68 [×]	51.1 [×]	52.1
GOG	53.8	91.5	89.7	88.5	85.1	82.5	90.8	66.2	52.1
D-Adapt Adam	0.0 [×]	76.6 [×]	81.2 [×]	nan [×]	0.0 [×]	66.1 [×]	73.9 [×]	61.3	52.1
Prodigy Adam	53.5	91.5	82.0 [×]	57.6 [×]	87.3	83.1	90.8	65.8	46.5 [×]
ADAMG	50.6 [×]	90.9	87.0	88.7	87.1	83.9	89.8	65.2	52.1

Table 5. Performance of fine-tuning pre-trained BERT with GLUE benchmark under 3 different seeds.

Solution quality. The solution quality is defined as $\frac{1}{n} \sum_{i=1}^n \max(p_i^{\text{best Adam}} - p_i^{\text{parameter-free}}, 0)$, where p represents performance measurements, such as test accuracy, for all n optimization tasks. This metric indicates the average performance gap between the best Adam optimizer and the specific parameter-free optimizer. The results are presented in Table 8, highlighting that the proposed ADAMG achieves the best average solution quality.

Convergence speed. Figure 1 and Figure 2 illustrate the selected loss curves of ADAMG and other baselines during training. A complete version for each task is available in Appendix A.2. Specifically, Figure 1 shows the loss curves of training randomly initialized networks under CIFAR10,

Algorithm	Fine-tuning LoRA on GPT2 under GLUE benchmark & Epoch 3								
	CoLA	SST-2	MRPC	STS-B	QQP	MNLI	QNLI	RTE	WNLI
	Matthews corr.	Acc.	F1	Pearson corr.	F1	Matched acc.	Acc.	Acc.	Acc.
Adam(1e-2)	0.0	50.3	70.8	1.2	32.7	32.3	50.0	52.5	48.4
Adam(1e-3)	13.0	88.1	84.5	84.9	67.3	75.6	82.4	60.0	42.3
Adam(1e-4)	9.0	90.8	81.3	83.7	81.8	78.8	84.9	61.6	44.1
Adam(1e-5)	1.3	88.1	78.1	14.7	77.1	72.8	79.8	51.5	47.9
DoG	3.0 [×]	64.2 [×]	80.4	-18.3 [×]	43.0 [×]	43.8 [×]	51.7 [×]	50.1 [×]	48.8
DoWG	3.5 [×]	90.4	80.7	77.7 [×]	77.4	72.8 [×]	81.9	50.8 [×]	46.9
GOG	3.1 [×]	90.0	52.6 [×]	13.5 [×]	77.2	73.7 [×]	81.4	53.1 [×]	52.1
D-Adapt Adam	0.5 [×]	55.2 [×]	63.5 [×]	4.5 [×]	27.6 [×]	32.8 [×]	50.2 [×]	50.8 [×]	50.7
Prodigy Adam	0.0 [×]	85.7 [×]	81.0	35.1 [×]	27.5 [×]	33.1 [×]	52.2 [×]	50.9 [×]	51.6
ADAMG	24.2	90.9	82.6	83.9	80.8	78.8	86.0	58.0	49.8

Table 6. Performance of fine-tuning LoRA on GPT2 with GLUE benchmark under 3 different seeds.

Algorithm	Stability ratio ^[a, b]					Avg. ^[c]
	Adam(1e-2)	Adam(1e-3)	Adam(1e-4)	Adam(1e-5)		
DoG	2/5	7/14	7/15	5/8		0.49
DoWG	2/5	3/14	8/15	1/8		0.31
GOG	2/5	2/14	9/15	8/8		0.53
D-Adapt Adam	4/5	10/14	3/15	1/8		0.46
Prodigy Adam	1/5	12/14	7/15	6/8		0.56
Adam(1e-3)	4/5	14/14	7/15	0/8		0.56
ADAMG	2/5	11/14	15/15	7/8		0.76

[a] The denominators of each entity in a row denote that we conducted 5 + 14 + 15 + 8 = 43 different optimization tasks in total, and the numbers of best optimizer for each task count for Adam(1e-2), Adam(1e-3), Adam(1e-4), and Adam(1e-5) are 5, 14, 15, 8.

[b] Each entity, e.g., 2/5 denotes that the parameter-free optimizer has less than 5% performance drop compared to the corresponding best hand-tuning Adam for 2 tasks in all 5 tasks.

[c] The average operation considers an even task distribution over Adam optimizers.

Table 7. Stability, which combined the results of all the conducted optimization tasks to demonstrate the statistical property of parameter-free optimizers.

Algorithm	Solution quality					Avg.
	Adam(1e-2)	Adam(1e-3)	Adam(1e-4)	Adam(1e-5)		
DoG	9.0	13.1	13.8	3.8		9.9
DoWG	13.5	10.6	8.3	19.0		12.9
GOG	13.2	17.5	5.3	1.1		9.3
D-Adapt Adam	2.6	11.3	23.2	37.0		18.5
Prodigy Adam	7.6	5.5	14.4	5.5		8.2
Adam(1e-3)	2.6	0.0	10.9	48.4		15.5
ADAMG	6.5	3.5	0.3	1.6		3.0

Table 8. Solution quality of competing parameter-free optimizers, showing average performance gap to the solution from the best manual tuned Adam.

CIFAR100, and Tiny-ImageNet. Figure 2 shows the loss curves of full fine-tuning BERT and fine-tuning LoRA with GPT2 under selected tasks in the GLUE benchmark. In terms of convergence speed, the proposed ADAMG achieves competitive performance with the best optimizer across all the conducted optimization tasks.

Performance of GOG. Since acceleration techniques like momentum have been widely employed by modern optimizers and improve upon classical training methods such as SGD and AdaGrad-Norm by a large margin, we mainly discuss results on the accelerated optimizers. Here we investigate optimizers without accelerations, comparing the proposed GOG and baselines DoG and DoWG. We see that the proposed GOG achieves best performance in terms of

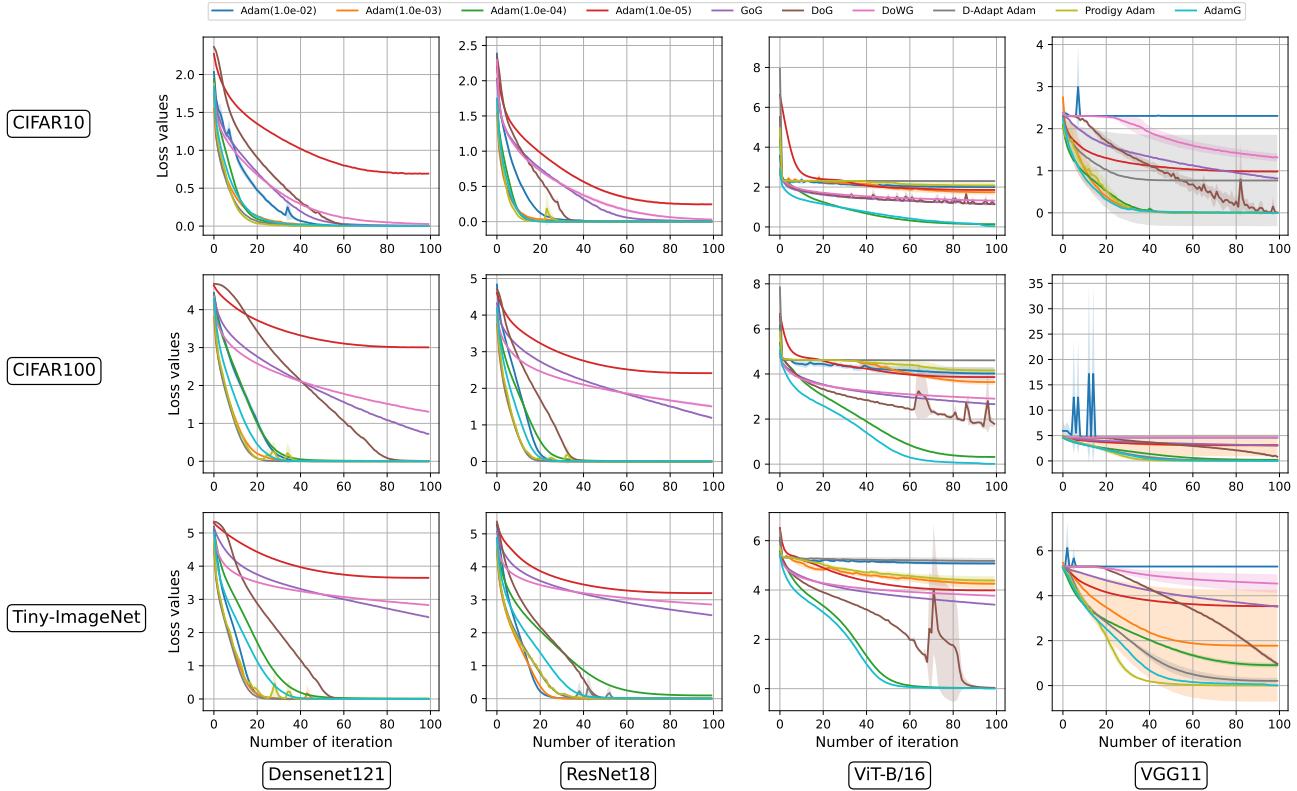


Figure 1. CIFAR10, CIFAR100, and Tiny-ImageNet with randomly initialized networks experiments.

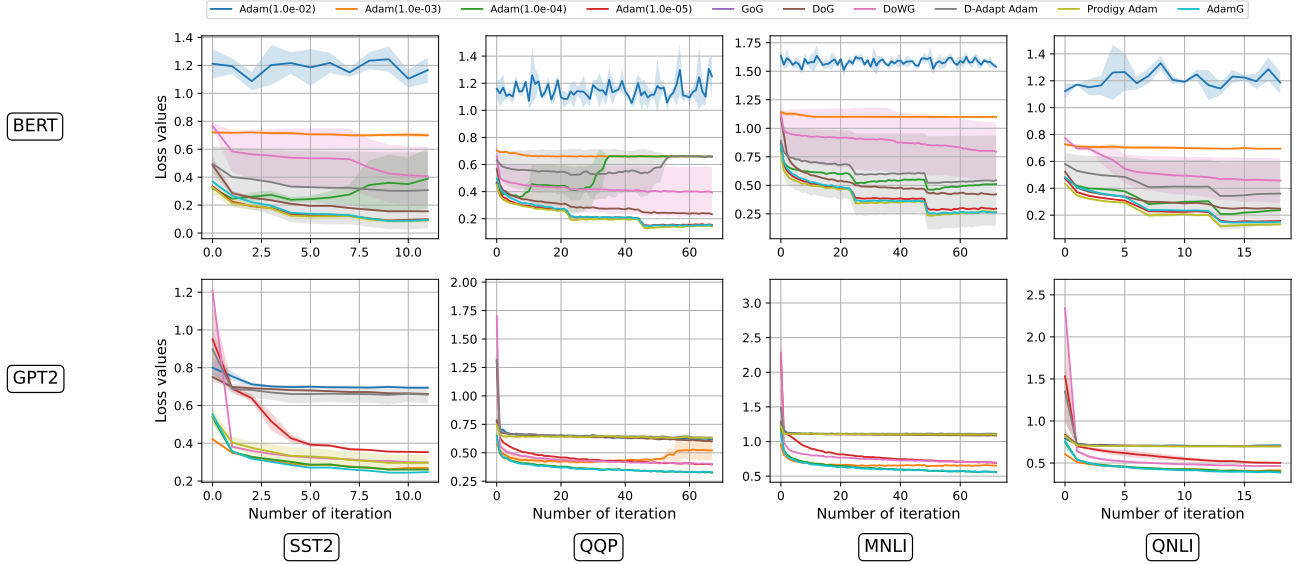


Figure 2. BERT and GPT2 under GLUE benchmark experiments.

stability and solution quality, shown in Table 7 and Table 8.

Robustness against LR decay strategy

Recall that η_k in ADAMG has a default value of 1 with an additional cosine annealing decay strategy, following the

default choice of previous work (Defazio & Mishchenko, 2023; Mishchenko & Defazio, 2023). Our empirical results show that ADAMG is robust to the decay strategy. Table 9 and Table 10 illustrate the performance difference between default ADAMG and modified ADAMG (with a constant η_k). The two methods show no noticeable performance gap.

Algorithm	Test accuracy (%) under CIFAR10							
	Epoch 20&pre-trained network				Epoch 100&randomly initialized network			
	DenseNet	ResNet	ViT-B	VGG	DenseNet	ResNet	ViT-B	VGG
ADAMG	86.1	91.1	78.6	87.3	68.1	75.9	58.1	77.4
Modified ADAMG ^[a]	85.6	91.1	77.6	86.7	68.3	75.6	57.1	76.1

^[a] ADAMG with $\eta_k = 1$, which eliminates decay strategy.

Table 9. Test accuracy with CIFAR-10 under 3 different seeds.

Algorithm	Fine-tuning pre-trained BERT under GLUE benchmark & Epoch 3									
	CoLA	SST-2	MRPC	STS-B	QQP	MNLI	QNLI	RTE	WNLI	
	Matthews corr.	Acc.	F1	Pearson corr.	F1	Matched acc.	Acc.	Acc.	Acc.	
ADAMG	50.6	90.9	87.0	88.7	87.1	83.9	89.8	65.2	52.1	
Modified ADAMG ^[a]	49.9	90.3	87.7	88.5	87.1	83.5	90.0	67.3	52.1	

^[a] ADAMG with $\eta_k = 1$, which eliminates decay strategy.

Table 10. Performance of fine-tuning pre-trained BERT with GLUE benchmark under 3 different seeds.

6. Conclusion

In this work, we introduced a new mechanism for achieving parameter-free in adaptive gradient training methods by proposing the golden step size. This step size aims to preserve the tuning-free convergence and approximate the optimal step size in expectation w.r.t. various optimization problems. The resulting optimizer, ADAMG, demonstrates improved stability and solution quality compared to previous methods, closely matching the performance of manually tuned Adam and facilitating deployment readiness.

Despite the practical success, understanding the theoretical guarantees of the proposed approach is crucial. While the proof framework for the convergence of AdaGrad-Norm in (Wang et al., 2023) served as inspiration for our approach, it relies on the collective behavior of AdaGrad-Norm step size throughout the entire training trajectory. The diverging step size for AdaGrad-Norm is not directly connected to the one derived from the progressive updating formula, (Wang et al., 2023; Faw et al., 2023; Li et al., 2023), paving the way for future research.

Discussion $1/\sqrt{k}$ in ADAMG We referred to it as a piratical practice, which may be attributed to *a*). Adam damages the ability of tuning-free convergence; *b*). then extra strategy is needed against noise in estimated gradient. The term $1/\sqrt{k}$ commonly appears in optimizing stochastic problems (Nesterov et al., 2018; Ge et al., 2015), and surprisingly, it works well in our approach.

Limitation While this work covers a broad spectrum of optimization problems, there is a need for additional experiments to guarantee ubiquitous deployment. Even though we have done experiments on very large-scale deep learning problems such as BERT and GPT2, additional studies on state-of-the-art language models such as LLAMA2 would

contribute to a more comprehensive understanding of its applicability. Further experimentation can provide insights into the limitations and generalizability of the proposed approach in diverse scenarios.

References

- Balles, L. and Hennig, P. Dissecting adam: The sign, magnitude and variance of stochastic gradients. In *International Conference on Machine Learning*, pp. 404–413. PMLR, 2018.
- Bubeck, S. et al. Convex optimization: Algorithms and complexity. *Foundations and Trends® in Machine Learning*, 8(3-4):231–357, 2015.
- Carmon, Y. and Hinder, O. Making sgd parameter-free. In *Conference on Learning Theory*, pp. 2360–2389. PMLR, 2022.
- Chen, K., Langford, J., and Orabona, F. Better parameter-free stochastic optimization with ode updates for coin-betting. In *Proceedings of the AAAI Conference on Artificial Intelligence*, volume 36, pp. 6239–6247, 2022.
- Chen, X., Liang, C., Huang, D., Real, E., Wang, K., Liu, Y., Pham, H., Dong, X., Luong, T., Hsieh, C.-J., et al. Symbolic discovery of optimization algorithms. *arXiv preprint arXiv:2302.06675*, 2023.
- Defazio, A. and Mishchenko, K. Learning-rate-free learning by d-adaptation. *arXiv preprint arXiv:2301.07733*, 2023.
- Devlin, J., Chang, M.-W., Lee, K., and Toutanova, K. Bert: Pre-training of deep bidirectional transformers for language understanding. *arXiv preprint arXiv:1810.04805*, 2018.
- Dosovitskiy, A., Beyer, L., Kolesnikov, A., Weissenborn, D., Zhai, X., Unterthiner, T., Dehghani, M., Minderer, M., Heigold, G., Gelly, S., Uszkoreit, J., and Housley, N. An image is worth 16x16 words: Transformers for image recognition at scale. *ICLR*, 2021.
- Duchi, J., Hazan, E., and Singer, Y. Adaptive subgradient methods for online learning and stochastic optimization. *Journal of machine learning research*, 12(7), 2011.
- Faw, M., Rout, L., Caramanis, C., and Shakkottai, S. Beyond uniform smoothness: A stopped analysis of adaptive sgd. *arXiv preprint arXiv:2302.06570*, 2023.
- Feurer, M. and Hutter, F. Hyperparameter optimization. *Automated machine learning: Methods, systems, challenges*, pp. 3–33, 2019.
- Ge, R., Huang, F., Jin, C., and Yuan, Y. Escaping from saddle points—online stochastic gradient for tensor decomposition. In *Conference on learning theory*, pp. 797–842. PMLR, 2015.
- Grimmer, B. Convergence rates for deterministic and stochastic subgradient methods without lipschitz continuity. *SIAM Journal on Optimization*, 29(2):1350–1365, 2019.
- He, K., Zhang, X., Ren, S., and Sun, J. Deep residual learning for image recognition. In *Proceedings of the IEEE conference on computer vision and pattern recognition*, pp. 770–778, 2016.
- Hu, E. J., Shen, Y., Wallis, P., Allen-Zhu, Z., Li, Y., Wang, S., Wang, L., and Chen, W. Lora: Low-rank adaptation of large language models. *arXiv preprint arXiv:2106.09685*, 2021.
- Ivgi, M., Hinder, O., and Carmon, Y. DoG is SGD’s best friend: A parameter-free dynamic step size schedule. *arXiv:2302.12022*, 2023.
- Khaled, A., Mishchenko, K., and Jin, C. Dog unleashed: An efficient universal parameter-free gradient descent method. *arXiv preprint arXiv:2305.16284*, 2023.
- Kingma, D. P. and Ba, J. Adam: A method for stochastic optimization. *arXiv preprint arXiv:1412.6980*, 2014.
- Krizhevsky, A. and Hinton, G. Learning multiple layers of features from tiny images. Technical report, University of Toronto, Toronto, Ontario, 2009.
- Latafat, P., Themelis, A., Stella, L., and Patrinos, P. Adaptive proximal algorithms for convex optimization under local lipschitz continuity of the gradient. *arXiv preprint arXiv:2301.04431*, 2023.
- Levy, K. Online to offline conversions, universality and adaptive minibatch sizes. *Advances in Neural Information Processing Systems*, 30, 2017.
- Li, H., Jadbabaie, A., and Rakhlin, A. Convergence of adam under relaxed assumptions. *arXiv preprint arXiv:2304.13972*, 2023.
- Liu, H., Li, Z., Hall, D., Liang, P., and Ma, T. Sophia: A scalable stochastic second-order optimizer for language model pre-training. *arXiv preprint arXiv:2305.14342*, 2023.
- Loizou, N., Vaswani, S., Laradji, I. H., and Lacoste-Julien, S. Stochastic polyak step-size for sgd: An adaptive learning rate for fast convergence. In *International Conference on Artificial Intelligence and Statistics*, pp. 1306–1314. PMLR, 2021.
- Malitsky, Y. and Mishchenko, K. Adaptive gradient descent without descent. *arXiv preprint arXiv:1910.09529*, 2019.
- McMahan, H. B. and Streeter, M. Adaptive bound optimization for online convex optimization. *arXiv preprint arXiv:1002.4908*, 2010.
- Mishchenko, K. and Defazio, A. Prodigy: An expeditiously adaptive parameter-free learner. *arXiv preprint arXiv:2306.06101*, 2023.

- Nesterov, Y. Universal gradient methods for convex optimization problems. *Mathematical Programming*, 152 (1-2):381–404, 2015.
- Nesterov, Y. et al. *Lectures on convex optimization*, volume 137. Springer, 2018.
- Orabona, F. and Pál, D. Coin betting and parameter-free online learning. *Advances in Neural Information Processing Systems*, 29, 2016.
- Orabona, F. and Tommasi, T. Training deep networks without learning rates through coin betting. *Advances in Neural Information Processing Systems*, 30, 2017.
- Paul, D., Sanap, G., Shenoy, S., Kalyane, D., Kalia, K., and Tekade, R. K. Artificial intelligence in drug discovery and development. *Drug discovery today*, 26(1):80, 2021.
- Polyak, B. *Introduction to Optimization*. Optimization Software, New York, 1987.
- Radford, A., Wu, J., Child, R., Luan, D., Amodei, D., Sutskever, I., et al. Language models are unsupervised multitask learners. *OpenAI blog*, 1(8):9, 2019.
- Redmon, J., Divvala, S., Girshick, R., and Farhadi, A. You only look once: Unified, real-time object detection. In *Proceedings of the IEEE conference on computer vision and pattern recognition*, pp. 779–788, 2016.
- Russakovsky, O., Deng, J., Su, H., Krause, J., Satheesh, S., Ma, S., Huang, Z., Karpathy, A., Khosla, A., Bernstein, M., et al. Imagenet large scale visual recognition challenge. *International journal of computer vision*, 115: 211–252, 2015.
- Simonyan, K. and Zisserman, A. Very deep convolutional networks for large-scale image recognition. *arXiv preprint arXiv:1409.1556*, 2014.
- Sutskever, I., Martens, J., Dahl, G., and Hinton, G. On the importance of initialization and momentum in deep learning. In *International conference on machine learning*, pp. 1139–1147. PMLR, 2013.
- Voulodimos, A., Doulamis, N., Doulamis, A., Protopadakis, E., et al. Deep learning for computer vision: A brief review. *Computational intelligence and neuroscience*, 2018, 2018.
- Wang, A., Singh, A., Michael, J., Hill, F., Levy, O., and Bowman, S. R. Glue: A multi-task benchmark and analysis platform for natural language understanding. *arXiv preprint arXiv:1804.07461*, 2018.
- Wang, B., Zhang, H., Ma, Z., and Chen, W. Convergence of adagrad for non-convex objectives: Simple proofs and relaxed assumptions. In *The Thirty Sixth Annual Conference on Learning Theory*, pp. 161–190. PMLR, 2023.
- Ward, R., Wu, X., and Bottou, L. Adagrad stepsizes: Sharp convergence over nonconvex landscapes. *The Journal of Machine Learning Research*, 21(1):9047–9076, 2020.
- Wilson, A. C., Roelofs, R., Stern, M., Srebro, N., and Recht, B. The marginal value of adaptive gradient methods in machine learning. *Advances in neural information processing systems*, 30, 2017.
- Yang, J., Li, X., Fatkhullin, I., and He, N. Two sides of one coin: the limits of untuned sgd and the power of adaptive methods. *Advances in Neural Information Processing Systems*, 36, 2024.
- Zhuang, J., Tang, T., Ding, Y., Tatikonda, S. C., Dvornik, N., Papademetris, X., and Duncan, J. Adabelief optimizer: Adapting stepsizes by the belief in observed gradients. *Advances in neural information processing systems*, 33: 18795–18806, 2020.

A. Experiment

A.1. Setup

For the image tasks, we used the same batch size of 1024 and input image sizes 32×32 , 32×32 , and 64×64 for CIAFR10, CIAFR100, and Tiny-ImageNet datasets respectively. For the language tasks, we used the same batch size of 32 for BERT and GPT2 tasks. In particular, we used rank = 4 for the LoRA in GPT2 tasks. The number of training epochs is particularly mentioned in the corresponding performance table.

A.2. Completed version results

The (completed version) average performance measure of all 42 tasks are summarized in Table 11, Table 12, Table 13, Table 14, and Table 15.

Algorithm	Test accuracy (%) under CIFAR10							
	Epoch 20 & pre-trained network				Epoch 100 & randomly initialized network			
	DenseNet121	ResNet18	ViT-B/16	VGG11	DenseNet121	ResNet18	ViT-B/16	VGG11
SGD-M(1e-2)	82.5±0.2	88.2±0.5	71.4±0.6	85.5±0.1	65.2±0.2	71.2±0.8	57.9±0.2	73.8±1.1
SGD-M(1e-3)	73.7±0.0	74.5±0.8	52.7±0.6	77.2±0.0	50.6±0.5	63.1±0.4	52.4±0.5	50.0±1.0
SGD-M(1e-4)	45.8±0.4	43.1±1.5	26.6±0.3	60.2±0.5	39.2±0.5	37.9±0.6	32.5±0.7	12.7±2.2
SGD(1e-2)	73.8±0.1	75.0±0.8	52.9±1.3	77.3±0.1	51.5±0.3	63.4±0.7	50.7±0.3	46.9±0.6
SGD(1e-3)	46.7±0.2	43.6±1.5	27.2±0.6	60.7±0.5	39.1±0.6	38.1±0.7	32.5±0.6	12.3±1.8
SGD(1e-4)	14.5±0.4	14.9±0.5	11.1±0.1	34.0±1.1	21.6±0.8	21.1±1.1	23.9±1.0	10.3±0.4
Adam(1e-2)	69.4±5.5	80.5±2.6	21.2±8.0	13.1±4.5	79.6±1.1	85.3±0.7	25.6±2.7	10.0±0.0
Adam(1e-3)	88.1±0.2	92.4±0.4	75.8±0.7	84.5±0.7	75.4±0.5	84.9±0.2	36.4±4.3	77.3±0.5
Adam(1e-4)	81.2±0.1	85.4±0.3	77.3±0.4	84.6±0.2	53.4±0.2	63.2±1.0	56.3±0.7	71.0±0.1
Adam(1e-5)	64.3±0.1	72.3±0.9	57.9±0.6	77.2±0.1	48.2±0.4	58.3±0.6	29.3±0.3	61.8±0.3
DoG	78.4±0.8	88.3±0.7	63.7±0.7	80.5±1.8	62.2±0.2	71.1±0.7	54.8±0.4	72.9±0.2
DoWG	80.4±0.4	86.4±0.7	67.1±1.2	80.7±1.2	53.9±0.5	65.5±0.4	50.8±0.9	52.7±3.1
GOG	79.5±0.1	85.7±0.4	68.6±0.5	82.6±1.0	54.7±0.4	66.3±0.7	53.7±0.7	66.3±0.8
D-Adapt Adam	88.2±0.1	91.6±0.4	77.3±1.1	71.2±10.2	72.3±0.3	83.3±0.3	11.3±1.2	49.1±27.7
Prodigy Adam	87.4±0.1	90.9±0.5	79.5±0.2	86.1±0.2	64.0±0.6	73.7±0.1	21.1±8.2	75.5±0.6
ADAMG	86.1±0.3	91.1±0.4	78.6±0.4	87.3±0.0	68.1±0.6	75.9±0.6	58.1±0.3	77.4±0.4

Table 11. Test accuracy with CIFAR-10 under 3 different seeds. The best performance of hand-tuning Adams and tuning-free optimizers is highlighted. The last four rows show that Adam(1e-4), Adam(1e-3), Adam(1e-2) can be safely replaced by ADAMG without the necessity of tuning.

Algorithm	Test accuracy (%) under CIFAR-100							
	Epoch 20 & pre-trained network				Epoch 100 & randomly initialized network			
	DenseNet121	ResNet18	ViT-B/16	VGG11	DenseNet121	ResNet18	ViT-B/16	VGG11
Adam(1e-2)	37.3±6.3	45.0±1.1	7.3±1.1	1.0±0.0	47.2±1.5	52.1±0.7	8.4±3.7	1.0±0.0
Adam(1e-3)	65.2±0.2	72.8±0.8	49.7±2.5	53.6±1.6	45.0±0.4	57.5±0.4	13.1±1.7	13.4±17.5
Adam(1e-4)	55.7±0.1	62.3±0.7	51.1±0.4	60.1±0.3	23.2±0.3	36.4±1.0	27.8±0.3	33.5±0.5
Adam(1e-5)	20.6±0.4	29.0±0.5	13.8±0.5	43.5±0.2	20.0±0.2	32.1±0.5	8.9±0.3	24.3±0.2
DoG	50.6±2.5	69.0±2.7	30.7±2.7	56.4±0.2	33.6±0.3	47.4±0.7	29.2±0.3	31.8±1.2
DoWG	55.7±0.1	65.3±3.1	40.4±1.3	56.2±0.4	26.7±0.4	38.1±0.5	24.9±0.3	1.0±0.0
GOG	54.2±1.3	61.7±2.4	35.7±1.1	56.8±0.2	25.0±0.1	33.7±0.6	27.2±0.3	25.0±0.1
D-Adapt Adam	65.4±0.0	71.8±1.0	53.6±1.0	43.0±5.3	43.7±0.6	55.7±0.8	1.0±0.1	29.2±0.3
Prodigy Adam	64.4±0.1	72.1±0.8	55.9±0.3	62.4±0.5	42.0±0.2	53.7±0.7	5.7±1.6	41.2±0.6
ADAMG	62.6±0.2	70.4±1.3	54.5±0.1	63.1±0.1	35.4±0.0	44.9±0.4	31.5±0.2	42.1±0.4

Table 12. Test accuracy with CIFAR-100 under 3 different seeds.

Towards Stability of Parameter-free Optimization

Algorithm	Test accuracy (%) under Tiny-ImageNet							
	Epoch 20 & pre-trained network				Epoch 100 & randomly initialized network			
	DenseNet121	ResNet18	ViT-B/16	VGG11	DenseNet121	ResNet18	ViT-B/16	VGG11
Adam(1e-2)	38.5±0.6	43.4±0.5	3.9±2.0	0.5±0.0	37.2±0.9	45.5±0.2	1.6±0.9	0.5±0.0
Adam(1e-3)	62.9±0.2	63.0±0.2	57.3±0.4	12.1±16.5	39.2±0.1	50.9±0.5	7.4±0.9	16.9±11.6
Adam(1e-4)	59.5±0.3	60.0±1.4	56.5±0.2	59.6±0.2	16.8±0.2	35.7±0.4	16.4±0.2	35.2±1.0
Adam(1e-5)	35.2±0.2	24.8±0.8	20.9±0.1	51.3±0.2	16.0±0.3	24.9±0.3	10.9±0.2	22.0±0.4
DoG	61.4±0.3	69.1±2.0	49.5±0.9	57.4±1.7	34.5±0.3	45.5±0.5	14.2±0.3	24.9±1.0
DoWG	60.7±0.3	61.1±3.9	45.3±2.1	57.2±0.1	24.4±0.1	28.5±0.4	15.5±0.1	7.8±4.5
GOG	60.4±0.1	58.4±3.6	41.2±0.4	58.4±0.3	22.4±0.3	31.1±1.0	17.2±0.5	20.4±0.4
D-Adapt Adam	60.2±0.2	60.3±0.8	64.5±0.3	23.1±7.4	36.0±0.1	47.3±0.4	1.2±0.9	27.4±0.5
Prodigy Adam	62.0±0.2	63.6±1.0	63.2±0.3	58.8±0.0	40.5±0.4	53.6±0.4	8.1±1.1	33.8±0.1
ADAMG	62.7±0.1	64.2±1.4	60.2±0.3	59.7±0.3	26.3±0.4	39.0±0.2	16.9±0.1	35.9±0.4

Table 13. Test accuracy with Tiny-Imagenet under 3 different seeds.

Algorithm	Fine-tuning pre-trained BERT under GLUE benchmark & Epoch 3									
	CoLA	SST-2	MRPC	STS-B	QQP	MNLI	QNLI	RTE	WNLI	
	Matthews corr.	Acc.	F1&Acc.	Pearson corr.& Spearman corr.	F1&Acc.	Matched acc.& Mismatched acc.	Acc.	Acc.	Acc.	Acc.
Adam(1e-2)	0.0±0.0	50.3±0.9	54.1±38.3&56.1±17.3	nan	17.9±25.4&54.4±12.4	33.0±1.7&33.0±1.6	49.5±0.0	49.1±2.6	52.1±6.0	52.1±6.0
Adam(1e-3)	0.0±0.0	50.3±0.9	81.2±0.0&68.4±0.0	nan	0.0±0.0&63.2±0.0	32.1±0.4&32.2±0.5	49.8±0.5	50.9±2.6	52.1±6.0	52.1±6.0
Adam(1e-4)	48.4±2.1	77.1±7.6	87.0±1.5&81.6±1.4	88.0±0.3&87.7±0.1	17.9±25.4&54.4±12.4	77.7±0.5&77.8±0.2	85.3±0.6	63.9±3.5	47.4±12.6	47.4±12.6
Adam(1e-5)	57.2±2.3	92.5±0.3	88.5±0.5&83.2±0.9	88.5±0.1&88.2±0.1	87.2±0.2&89.7±0.1	84.1±0.1&84.4±0.2	91.3±0.3	65.8±1.2	58.0±10.2	58.0±10.2
DoG	51.3±4.5	91.4±0.3	83.2±1.7&74.3±4.2	88.2±0.1&88.1±0.2	85.5±0.4&89.1±0.0	83.1±0.2&83.8±0.3	90.6±0.1	51.9±3.3	37.3±1.3	37.3±1.3
DoWG	17.5±24.7	74.8±17.3	82.3±1.8&72.3±2.6	88.1±0.1&88.3±0.1	55.8±39.4&79.5±11.5	59.5±20.6&60.3±21.1	74.6±17.8	51.1±2.7	52.1±6.0	52.1±6.0
GOG	53.8±3.7	91.5±0.3	89.7±0.4&85.6±0.1	88.5±0.3&88.5±0.2	85.1±0.2&88.9±0.1	82.5±0.2&83.3±0.2	90.8±0.2	66.2±2.4	52.1±6.0	52.1±6.0
D-Adapt Adam	0.0±0.0	76.6±18.1	81.2±0.0&68.4±0.0	nan	0.0±0.0&63.2±0.0	66.1±24.2&66.4±24.5	73.9±17.3	61.3±9.9	52.1±6.0	52.1±6.0
Prodigy Adam	53.5±3.3	91.5±1.3	82.0±5.4&73.5±7.5	57.6±39.2&57.0±39.6	87.3±0.1&90.4±0.2	83.1±0.5&83.6±0.6	90.8±0.1	65.8±3.5	46.5±13.9	46.5±13.9
ADAMG	50.6±3.2	90.9±0.4	87.0±2.1&81.5±3.3	88.7±0.6&88.5±0.6	87.1±0.1&90.4±0.0	83.9±0.4&84.3±0.1	89.8±0.3	65.2±3.5	52.1±6.0	52.1±6.0

Table 14. Performance of fine-tuning pre-trained BERT with GLUE benchmark under 3 different seeds.

Algorithm	Fine-tuning LoRA on GPT2 under GLUE benchmark & Epoch 3									
	CoLA	SST-2	MRPC	STS-B	QQP	MNLI	QNLI	RTE	WNLI	
	Matthews corr.	Acc.	F1&Acc.	Pearson corr.& Spearman corr.	F1&Acc.	Matched acc.& Mismatched acc.	Acc.	Acc.	Acc.	Acc.
Adam(1e-2)	0.0±0.0	50.3±0.9	70.8±14.7&61.6±9.6	1.2±4.2&0.9±2.5	32.7±7.0&65.8±0.6	32.3±0.4&32.5±0.5	50.0±0.4	52.5±1.2	48.4±5.7	48.4±5.7
Adam(1e-3)	13.0±9.7	88.1±0.3	84.5±0.4&76.1±0.9	84.9±1.1&85.0±0.9	67.3±7.2&71.1±10.0	75.6±0.4&77.5±0.4	82.4±0.8	60.0±4.7	42.3±5.3	42.3±5.3
Adam(1e-4)	9.0±3.4	90.8±0.2	81.3±1.1&71.3±0.7	83.7±0.6&83.5±0.5	81.8±0.2&86.1±0.0	78.8±0.1&80.2±0.3	84.9±0.4	61.6±2.2	44.1±0.7	44.1±0.7
Adam(1e-5)	1.3±3.2	88.1±0.4	78.1±2.4&66.3±3.2	14.7±19.1&13.9±19.4	77.1±0.4&82.0±0.1	72.8±0.4&74.4±0.3	79.8±1.1	51.5±3.7	47.9±6.0	47.9±6.0
DoG	3.0±4.3	64.2±9.3	80.4±0.5&67.9±0.2	-18.3±2.1&-17.6±2.4	43.0±19.8&67.8±2.0	43.8±0.0&45.4±0.4	51.7±2.0	50.1±1.3	48.8±5.4	48.8±5.4
DoWG	3.5±5.0	90.4±0.9	80.7±1.3&69.8±0.6	77.7±3.5&77.6±3.3	77.4±0.4&81.5±0.3	72.8±0.4&74.8±0.2	81.9±0.9	50.8±3.9	46.9±6.7	46.9±6.7
GOG	3.1±4.4	90.0±1.0	52.6±7.5&45.4±3.0	13.5±24.8&14.2±23.9	77.2±0.6&81.7±0.4	73.7±0.1&75.6±0.3	81.4±0.5	53.1±1.5	52.1±6.0	52.1±6.0
D-Adapt Adam	0.5±0.6	55.2±4.4	63.5±25.0&58.5±14.0	4.5±3.3&2.4±2.3	27.6±16.8&65.0±1.3	32.8±0.1&33.0±0.0	50.2±0.5	50.8±1.8	50.7±5.3	50.7±5.3
Prodigy Adam	0.0±0.0	85.7±1.9	81.0±0.3&68.6±0.3	35.1±35.3&33.8±36.0	27.5±21.1&64.6±1.0	33.1±0.5&33.2±0.3	52.2±1.4	50.9±2.8	51.6±5.7	51.6±5.7
ADAMG	24.2±5.0	90.9±0.6	82.6±0.6&72.5±1.4	83.9±0.5&83.6±0.6	80.8±0.4&85.6±0.1	78.8±0.1&79.9±0.2	86.0±0.5	58.0±4.9	49.8±5.8	49.8±5.8

Table 15. Performance of fine-tuning LoRA on GPT2 with GLUE benchmark under 3 different seeds.

The training loss curves corresponding to above Table 11, Table 12, and Table 13 are demonstrated below.

B. Technical proof details

Corollary B.1 (a simple variant of Theorem 2 in (Wang et al., 2023)). *Let Assumptions 1 and 2 hold. Then, for AdaGrad-Norm with any learning rate $\eta > 0$, we have in expectation that*

$$\min_{k \in [K]} \|\nabla f(\mathbf{x}_k)\|^2 \leq \frac{1}{\mathcal{O}(\sqrt{v_K})} \left(\frac{4}{\eta} (f(\mathbf{x}_1) - f^*) + 2D_1\xi(0) + (2(L\eta D_1)^2 + D_1(L\eta)^2 + \frac{1}{2}D_0) \frac{4}{\sqrt{v_0}} + 2L\eta \ln v_K \right).$$

Proof. We begin by following the inequality that is extracted from that of Theorem 2 of (Wang et al., 2023).

$$\frac{1}{4}\eta \sum_{k=1}^K \mathbb{E} \left[\frac{\|f(\mathbf{x}_k)\|^2}{\sqrt{v_{k-1}}} \right] \leq f(\mathbf{x}_1) - \mathbb{E}[f(\mathbf{x}_K)] + \frac{\eta D_1}{2} \mathbb{E}[\xi(0) - \xi(T)] \quad (5)$$

$$+ (2\eta(L\eta D_1)^2 + \eta D_1(L\eta)^2 + \frac{\eta}{2}D_0) \frac{1}{\sqrt{v_0}} + \frac{L}{2}\eta^2 (\mathbb{E} \ln v_K - \mathbb{E} \ln v_0). \quad (6)$$

Towards Stability of Parameter-free Optimization

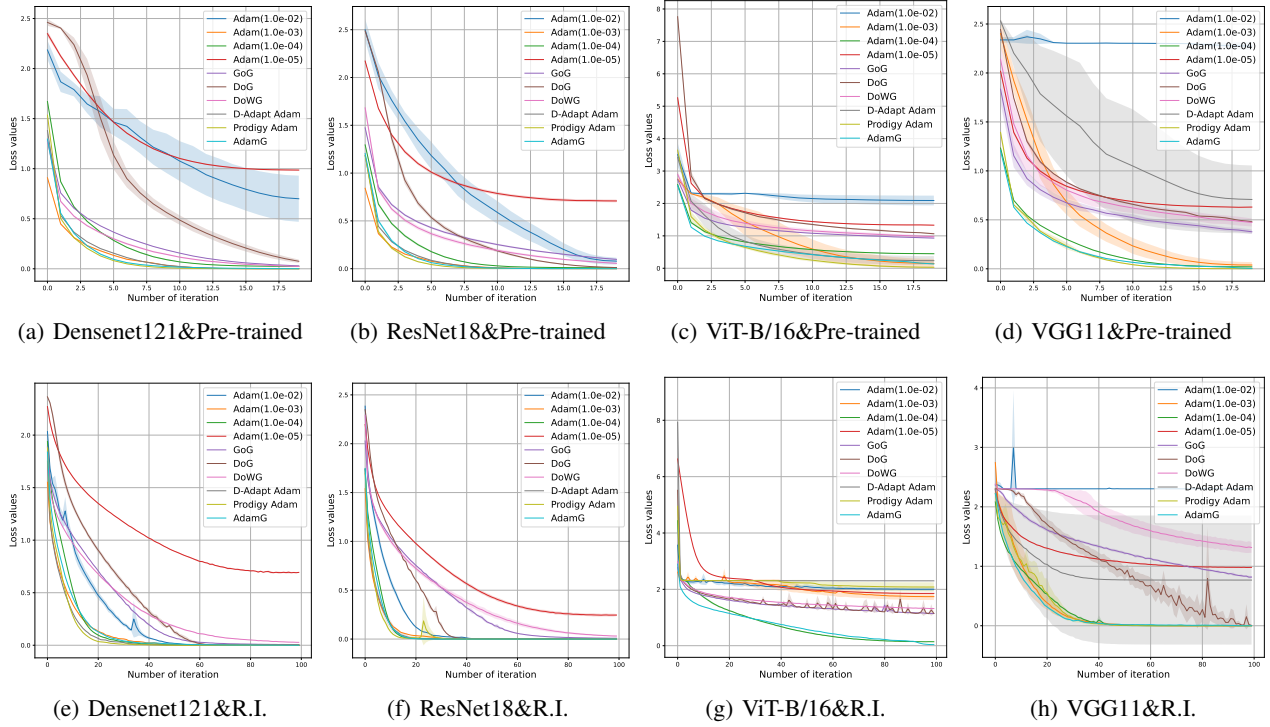


Figure 3. CIFAR10 experiments. Note Randomly Initialized (R.I.).

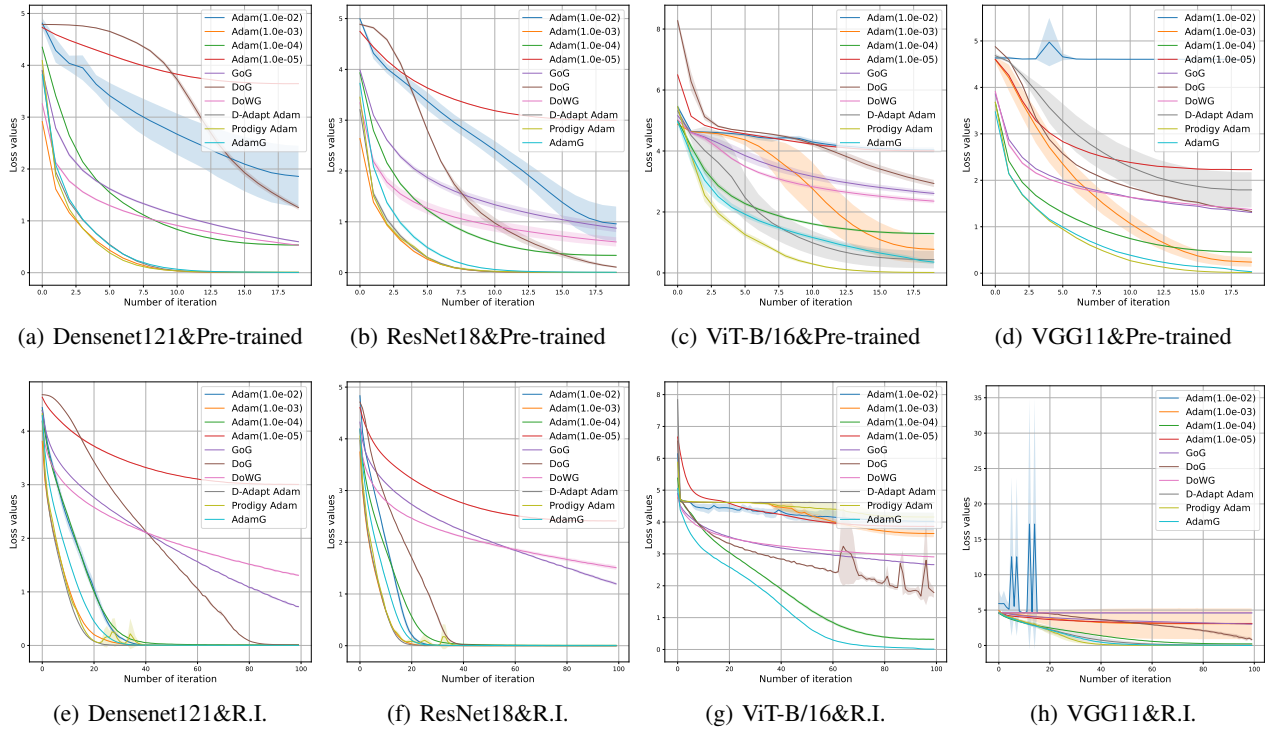


Figure 4. CIFAR100 experiments. Note Randomly Initialized (R.I.).

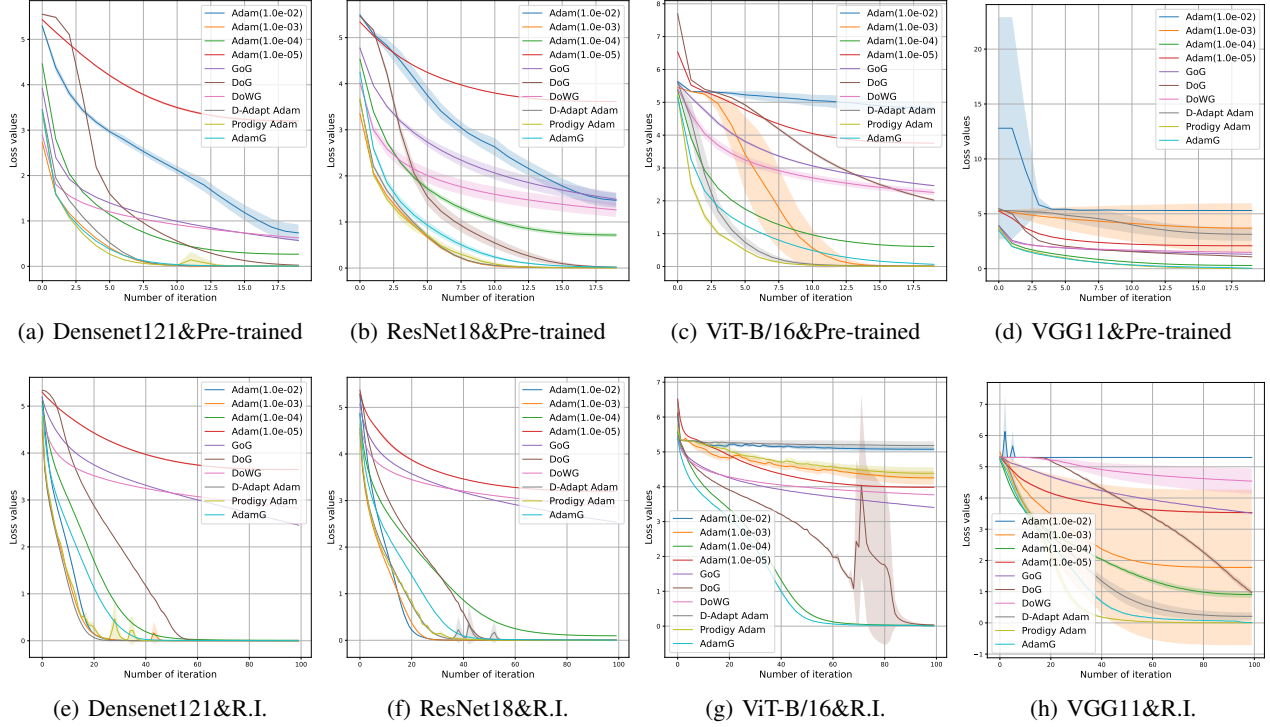


Figure 5. Tiny-ImageNet experiments. Note Randomly Initialized (R.I.).

Given the fact (Wang et al., 2023):

$$\sum_{k=1}^K \mathbb{E} \left[\frac{\|f(\mathbf{x}_k)\|^2}{\sqrt{v_{k-1}}} \right] \geq \mathbb{E} \left[\frac{\sum_{k=1}^K \|\nabla f(\mathbf{x}_k)\|^2}{\sqrt{v_K}} \right] \geq \frac{\mathbb{E} \left[\sqrt{\sum_{k=1}^K \|\nabla f(\mathbf{x}_k)\|^2} \right]^2}{\mathbb{E}[\sqrt{v_K}]}, \quad (7)$$

we have

$$\mathbb{E} \left[\sqrt{\sum_{k=1}^K \|\nabla f(\mathbf{x}_k)\|^2} \right]^2 \leq \frac{4\mathbb{E}[\sqrt{v_K}]}{\eta} (f(\mathbf{x}_1) - \mathbb{E}[f(\mathbf{x}_K)]) + 2D_1\mathbb{E}[\sqrt{v_K}]\mathbb{E}[\xi(0) - \xi(T)] \quad (8)$$

$$+ (2(L\eta D_1)^2 + D_1(L\eta)^2 + \frac{1}{2}D_0) \frac{4\mathbb{E}[\sqrt{v_K}]}{\sqrt{v_0}} + 2L\mathbb{E}[\sqrt{v_K}]\eta(\mathbb{E} \ln v_K - \mathbb{E} \ln v_0). \quad (9)$$

Further applying the fact $\mathbb{E}[\frac{\sqrt{v_K}}{K}]$ is upper bounded by $\mathcal{O}(\frac{1}{\sqrt{K}})$ (Wang et al., 2023), we have in expectation that:

$$\min_{k \in [K]} \|\nabla f(\mathbf{x}_k)\|^2 \leq \frac{1}{\mathcal{O}(\sqrt{K})} (\cdot) \leq \frac{1}{\mathcal{O}(\sqrt{v_K})} \left(\frac{4}{\eta} (f(\mathbf{x}_1) - f^*) + 2D_1\xi(0) \right) \quad (10)$$

$$+ (2(L\eta D_1)^2 + D_1(L\eta)^2 + \frac{1}{2}D_0) \frac{4}{\sqrt{v_0}} + 2L\eta \ln v_K. \quad (11)$$

This concludes the proof. \square

C. Discussion

C.1. Dynamic η

In case 2, we suppose η is dynamic *with respect to* K (upper-case), so $\eta := (v_K)^q$ can still be considered as a constant value that obeys Corollary 3.3 and the analysis in Section 3.2. The approximation is intuitive and can be improved along

with training, and a similar idea is the optimality gap approximation, $\max_{i \leq K} \|x_i - x_0\| \xrightarrow{\text{Approx.}} \|\mathbf{x}_0 - \mathbf{x}^*\|$, exploited in the baseline method DoG and its variants (Ivgi et al., 2023).

We further discuss that dynamic η with respect to k (lower-case), i.e., $\eta := (v_k)^q$, which is naturally compatible with our algorithm design and also fits our analysis framework with some wild assumptions. Particularly, we can update our Corollary 3.3 as a time-varying learning rate η_k , then, we have a similar form of conclusion, formulated as

$$\min_{k \in [K]} \|\nabla f(x_k)\|^2 \leq \frac{1}{\mathcal{O}(\sqrt{v_K})} \left(c_1 \frac{\sum_{k=1}^K \eta_k^3}{\sum_{k=1}^K \eta_k} + c_2 \frac{\sum_{k=1}^K \eta_k^2}{\sum_{k=1}^K \eta_k} \ln v_K + c_3 \frac{1}{\sum_{k=1}^K \eta_k} \right),$$

where c_1, c_2 , and c_3 are the corresponding coefficients. Ignoring the constant value and substituting η_k with $(v_k)^q$, the right-hand side can be further reformulated as

$$\begin{aligned} \frac{1}{\sqrt{v_K}} \left(\frac{\sum_{k=1}^K (v_k)^{3q}}{\sum_{k=1}^K (v_k)^q} + \frac{\sum_{k=1}^K (v_k)^{2q}}{\sum_{k=1}^K (v_k)^q} \ln v_K + \frac{1}{\sum_{k=1}^K (v_k)^q} \right) &\rightarrow \mathcal{O} \left(\frac{1}{\sqrt{v_K}} \left(\frac{(v_K)^{3q+1}}{(v_K)^{q+1}} + \frac{(v_K)^{2q+1}}{(v_K)^{q+1}} \ln v_K + \frac{1}{(v_K)^{q+1}} \right) \right) \\ &\rightarrow \mathcal{O} \left(\frac{1}{\sqrt{v_K}} \left((v_K)^{2q} + (v_K)^q \ln v_K + \frac{1}{(v_K)^{q+1}} \right) \right), \end{aligned}$$

which aligns with $h((v_K)^q)$ (The difference in the last term does not affect the final conclusion). However, achieving a good approximation of the above two formulas necessitates that $\sum_{k=1}^K (v_k)^q \approx \frac{1}{q+1} (v_K)^{q+1}$, which imposes requirements on the sequence $\{v_1, \dots, v_K\}$ (E.g., $\sum_{x=1}^K x^{\frac{1}{2}} \approx \int_1^K \frac{2}{3} x^{\frac{3}{2}}$) and leads to future investigations.