

Empirical Studies of Parameter Efficient Methods for Large Language Models of Code and Knowledge Transfer to R

Amirreza Esmaili · Iman Saberi · Fatemeh Fard

Received: date / Accepted: date

Abstract Parameter Efficient Fine-Tuning (PEFT) methods are proposed as an alternative fine-tuning approach for Large Language Models (LLM) to minimize high training costs. While prior research demonstrates the effectiveness of PEFT methods in knowledge transfer using smaller language models, their application to larger LLMs, particularly in low-resource and unseen programming languages such as R, remains under-explored. In this work, we evaluate PEFT methods, LoRA, Compacter, and IA³ on LLMs for code summarization and generation, with a particular emphasis on knowledge transfer to R as an unseen under-explored target language. Our experiments reveal that LoRA consistently outperforms Compacter and IA³ in all settings, while Compacter offers significant resource efficiency with minimal performance trade-offs. Additionally, we find that the number of trainable parameters has a greater influence on the functional accuracy of the generated code than PEFT architecture. Our study can direct future research in developing code intelligent tasks for unseen languages including R, as well as the choice of PEFT methods for knowledge transfer, especially when balancing the computational cost and performance.

This research is supported by a grant from Natural Sciences and Engineering Research Council of Canada RGPIN-2019-05175 and Mitacs Accelerate award, 2024.

Amirreza Esmaili
University of British Columbia
3333 University Way, Kelowna, BC V1V 1V7, Canada
E-mail: a.esmaeili@ubc.ca

Iman Saberi
University of British Columbia
3333 University Way, Kelowna, BC V1V 1V7, Canada
E-mail: iman.saberi@ubc.ca

Fatemeh Fard
University of British Columbia
3333 University Way, Kelowna, BC V1V 1V7, Canada
E-mail: fatemeh.fard@ubc.ca

Keywords Parameter Efficient Fine Tuning, Code Large Language Models, Knowledge Transfer, Unseen Languages, Low-Resource Language, R.

1 Introduction

Large Language Models (LLMs) such as T5 model [50], Llama2 [64], GPT-3 [7], CodeT5 [68] and CodeLlama [52] have achieved the state-of-the-arts performance in many natural language and software engineering tasks, including code summarization [68] and code generation [68, 52]. Considering the heavy computational cost of the models, Parameter Efficient Fine-Tuning (PEFT) methods are used to tune a small percentage of the models' parameters to a downstream task. There are various studies [53, 54, 71, 36, 66, 67] that explore the application of PEFT methods such as Adapter [24], LoRA [25], Prompt Tuning [28] and IA³ [35] in software engineering. Some of these works [29, 36, 20] employ smaller models (less than 1B parameters) such as CodeBERT [18] and GraphCodeBERT [21], while others are specifically targeting larger models (more than 1B parameters) [71] in a diverse set of software engineering tasks such as code search, code summarization, clone detection, defect detection, and code generation.

Previous research has shown the advantage of using PEFT methods in knowledge transfer from natural language to code [20, 54] using smaller models CodeBERT [18] and GraphCodeBERT [21], and to low-resource languages, even outperforming full fine-tuning of the language models [54]. Other studies [10, 9, 53] cover knowledge transfer to the domain of *low-resource* and unseen languages, where training data is limited and the base model has not encountered the target language. However, there is little known about how PEFT methods perform when they are applied to LLMs, especially for knowledge transfer from natural language to code and also how they perform on R. Moreover, within all studies on PEFT methods in the software engineering domain to this date, the lack of an in-depth investigation of Compacter [39] is notable. Proposed by Mahabadi et al. [39], Compacter further improves the parameter efficiency of Adapters [24] by incorporating low-rank matrices and Kronecker multiplications.

Thus, we aim to assess the performance of the PEFT methods to determine their effectiveness in knowledge transfer from natural language to code, and whether they can effectively serve as substitutes for conventional full fine-tuning, specifically in unseen and low-resource scenarios. For the unseen and low-resource programming language, we choose R. First, given that R is rarely included in the training of common LLMs, it serves as an ideal target language to assess the performance of PEFT methods on low-resource and unseen programming languages. Second, R is a widely adopted programming language with a large community and ecosystem, especially known for its applications in statistical computing and data visualization. While not as popular as languages such as Python or Javascript, R is ranked 18th on the TIOBE index¹ in November 2024 and 21st on Stack Overflow's 2024 Developer Survey². Choosing R as a target language can ultimately lead

¹ <https://www.tiobe.com/tiobe-index>

² <https://survey.stackoverflow.co/2024/technology>

to further adoption and a better understanding of the models' capabilities in this language.

We investigate T5 [50] and Llama2 [64], commonly employed open-source natural language LLMs (that we refer to as general-LLM), and code large language models (that we refer to as code-LLMs), CodeT5 [68] and CodeLlama [52], fine-tuned with three PEFT techniques: Compacter, LoRA, and IA³. Due to the large number of experiments and computational restrictions, we consider code summarization and code generation, which are two well-known tasks in software and have been studied extensively in recent years [68, 52, 21, 18].

Through extensive empirical experiments, we demonstrate that LoRA consistently outperforms both Compacter and IA³ for code summarization and code generation. This includes adapting from natural language to code on general-LLMs, from code to natural language on code-LLMs, and transferring knowledge to R as an unseen language. Furthermore, we show that while Compacter incurs a relatively small performance trade-off, it offers significant resource efficiency, making it an attractive choice in scenarios where minimizing computational requirements is a priority. Finally, our findings highlight that the number of trainable parameters has a greater impact on functional accuracy in code generation than the specific architecture of PEFT methods.

Our main contributions are an in-depth analysis of PEFT comparison using LLMs, domain adaptation from natural language and code-specific LLMs to code-related tasks, and adapting LLMs to unseen language, R. We make all the scripts available to support open science. The link is found in Section 8.

Employing PEFT methods as an alternative fine-tuning process in code-related tasks can notably decrease both training time and resource usage, ultimately reducing the cost and environmental side-effects of training large language models, making the LLMs more accessible in cases where computational resources are scarce. The focus on the low-resource language of R helps in research using LLMs to automate software engineering tasks for a wider community of developers. Our research provides interesting results in this direction and can guide future research for code intelligence for R, as well as using the studied PEFT methods, specifically LoRA and Compacter with LLMs.

Note. Please note that this work is the submission of our accepted Registered Report in MSR 2024 Registered Report Track, titled "Empirical Studies of Parameter Efficient Methods for Large Language Models of Code and Knowledge Transfer to R". The link to the registered report can be found here.

Deviations from Registered Report. There are small deviations from the registered report in this manuscript as follows. We discuss the details of the methodology and each process in Section 3.

- We adopted the SPP dataset for Python code generation instead of the CoNaLa dataset, which offers better compatibility with the dataset used for R code generation and benchmarks used to assess code generation quality, in addition to a larger filtered training data sample size, 28,182 compared to 2,379 samples, which is more beneficial for large LLMs.

- We opted out of implementing a new R code generation benchmark, as a high-quality alternative came into existence that adequately aligns with the HumanEval Python benchmark, resulting in more consistent assessments.
- We initially proposed two scenarios in RQ3, the first one being excluding the target unseen language from the model during training, i.e., excluded during the pre-training and fine-tuning phase. We eliminated this scenario due to two reasons. We conducted initial experiments with some of the models and languages and we observed small differences between these models and the base models with no fine-tuning. More importantly, due to several configurations for the models and PEFT methods that we considered to ensure the reliability of the results, the number of experiments would increase significantly. Therefore, due to computational resources and our initial experiments, we eliminated this scenario.
- We utilized a zero-shot setting as the baseline for Llama models in place of full fine-tuning, as the substantial time and computational resources required for fine-tuning of such models were beyond our computational capacity.
- We included IA³ as the third PEFT method with limited experiments, which shed light on this novel fine-tuning technique and better elaborate the attributes of other PEFT methods.

2 Background

2.1 Pre-trained Language Models

Traditionally, researchers were required to collect large amounts of task-related annotated data to train a model. With the advent of the Transformer architecture [65] and pre-training [14, 44, 48], language models are introduced; models that are pre-trained on a vast amount of unlabelled data enabling the model to obtain commonsense information about a language or multiple languages. Then, these models are fine-tuned on supervised datasets for different downstream tasks. NLP researchers have proposed several pre-trained language models such as BERT [16], T5 [50], and GPT-3 [7], serving as a checkpoint of language knowledge ready for further training.

Early contributions have shown promising results by utilizing models pre-trained on code and natural language in the SE domain, and achieved state-of-the-art results for several tasks such as vulnerability detection [19], code classification [73], code search [32], code summarization [68] and code generation [69]. Since the introduction of CodeBERT [18], several language models are introduced in the SE domain, GraphCodeBERT [21], CodeT5 [68], CoTexT [46], AlphaCode [33], CodeX [12] and CodeLlama [52].

2.2 Parameter Efficient Fine-Tuning

Recent studies have demonstrated the feasibility of modifying or adding a relatively small subset of parameters [24], in contrast with the standard full fine-

tuning approach, which involves updating all parameters of a language model. Parameter-efficient fine-tuning significantly reduces memory and storage requirements during model training. State-of-the-art PEFT methods have demonstrated the capability to reach the performance achieved by fully fine-tuning a model by modifying a small percentage of the model’s parameters. Additionally, PEFT methods can achieve better accuracy than fully fine-tuning a model in low-resource settings [53, 22], where labelled data for fine-tuning is scarce.

PEFT encompasses several methods, such as inserting small trainable feed-forward layers into a fixed pre-trained Transformer-based model [24], only updating the bias parameters while freezing the rest of a model’s parameters [6], decomposing weight matrices into approximate low-rank matrices [25], introducing Kronecker multiplication with weight matrices and utilizing low-rank matrices [39], concatenating embedding weight matrices to fixed models [31, 28], and adding efficient element-wise multiplication to the feed-forward and attention layers of models to rescale weight matrices [35]. In this work, we will study LoRA [25], Compacter [39] and IA³ [35]. Though LoRA was previously experimented with within SE, the value of Compacter and IA³ is not well-known for SE tasks.

LoRA. Proposed by Hu et al. [25], LoRA draws inspiration from IntrinsicSAID [1] and introduces a more straightforward method for executing low-rank fine-tuning. In LoRA, the parameter update process for a weight matrix δW involves decomposing it into a product of two low-rank matrices W_A and W_B :

$$\delta W = W_A W_B \quad (1)$$

Where $W_A \in \mathbb{R}^{in \times r}$ and $W_B \in \mathbb{R}^{r \times out}$.

Notably, LoRA maintains the pre-trained model parameters in a frozen state, allowing only the W_A and W_B matrices to be trainable. The scaling factor is typically constant and often set to $1/r$. Post-training, these decomposed matrices— W_A and W_B —can be seamlessly integrated back into the original matrix W by a straightforward addition of the matrix product $W_A W_B$.

This method showcases notable efficacy in achieving improved performance while employing a simplified approach to low-rank fine-tuning, showcasing its applicability across extensive model architectures.

Compacter. Mahabadi et al. [39] proposed Compacter, which adopts a unique approach, leveraging the Kronecker product, low-rank matrices, and parameter sharing across layers to create adapter weights. Within each adapter, every W parameter is constructed as a sum of n Kronecker products of a set of smaller dimension matrices A_i and B_i :

$$\hat{W} = \sum_{i=0}^n A_i \otimes B_i \quad (2)$$

Where $\hat{W} \in \mathbb{R}^{k \times d}$, $A_i \in \mathbb{R}^{n \times n}$, $B_i \in \mathbb{R}^{\frac{k}{d} \times \frac{n}{d}}$.

This results in forming a linear layer referred to as the parametrized hyper-complex multiplication (PHM) layer [75]. Expanding on this, Compacter refines its methodology by parametrizing B_i similar to LoRA, with the expression $B_i =$

$B_i^{down} B_i^{up}$. Here, all matrices maintain a maximum rank of r . Additionally, A_i matrices are shared across all adapter layers to enhance parameter efficiency.

IA³. In a recipe dubbed as *T-Few*, Liu et al. [35] proposed IA³, which introduces three trainable vectors to the keys and values of the attention layers and the feed-forward layers of a transformer-based language model. These vectors rescale the parameters of their respective parameter modules during the fine-tuning phase by operating on an element-wise level. Formally, the attention layers of an IA³-infused model are transformed as:

$$\text{softmax}\left(\frac{Q(l_k \odot K^T)}{\sqrt{d_k}}\right)(l_v \odot V) \quad (3)$$

and the feed-forward modules transformed as:

$$W_2(l_{ff} \odot \gamma(W_1 x)), \quad (4)$$

where γ is the non-linearity of the feed-forward modules. The simplicity of the element-wise multiplication operations employed by IA³ introduces little computational overhead. Despite its straightforward operations, IA³ achieves significant performance, surpassing the human baseline on the RAFT benchmark [4]. This benchmark, which focuses on real-world and economically valuable problems, marked IA³ as the first method to exceed the human baseline at the time of its publication.

3 Study Design

In this section, we detail the experimental setup and study design, aiming to address the following research questions (RQ) in our investigation:

RQ1: What is the effectiveness of applying PEFT methods for the selected tasks in code-LLMs?

In this RQ, we compare the performance of applying LoRA, Compacter and IA³ on our selected LLMs for multiple programming languages, compared to their respective baselines. The results of this experiment will shed light on the capabilities of each PEFT method, while also providing insight on the adaptability of each LLM with these methods. As there are new architectures for each PEFT approach, and there are various architectures for LLMs, it is important to understand which methods could be applied to which models and their results.

RQ2: How do PEFT methods perform when used for transferring knowledge from natural language to code with LLMs?

Previous studies [20, 54] show that a specific PEFT method, called adapters, can help in transferring knowledge from natural language models to code-related tasks. They focused on the adaptability of smaller models, i.e., RoBERTa [37] in comparison to pre-trained programming language models, such as CodeBERT [18], and demonstrate that RoBERTa plus adapters can achieve on-par results compared to CodeBERT for code summarization. Given the resource-intensive nature

of pretraining large language models on new domains (i.e., code), we aim to investigate whether the PEFT methods can achieve similar results when applied to LLMs that are not pre-trained on code. If successful, the results would hold promise for significantly mitigating the computational resources required for training code-LLM.

RQ3: How do PEFT-tuned LLMs perform in transferring their learned knowledge to an unseen programming language?

Prior research [49] suggests that language models may encounter performance limitations when confronted with languages that were not part of their training data. Consequently, we focus on evaluating LoRA's, Compacter's and IA³'s capabilities for leveraging the knowledge of a code-LLM for adapting to a programming language that is not seen during their pre-training phase. This experiment offers valuable insights into the extent of PEFT methods' abilities for leveraging the learned knowledge of programming languages and adapting them to new ones.

3.1 Approach

In this study, we employ two base code-LLM, CodeT5 [68] and CodeLlama [52], and their counterparts, i.e., T5 and Llama2, when LoRA, Compacter and IA³ are added to them.

To answer RQ1, we fine-tune the code-LLMs on the datasets of the two tasks, i.e., code summarization and code generation, separately. The details of the datasets are in Section 3.3. For each of the tasks, we only consider the mono-lingual data and report the results for each programming language separately. Models fine-tuned with PEFT methods will be compared to their respective baselines. To this end, we employ a fully fine-tuned CodeT5 as the baseline of the experiments on this model. However, for the CodeLlama, we use a pre-trained checkpoint of the model as the baseline since this model is nearly an order of magnitude larger than the T5 family of models, and fully fine-tuning is not feasible given our resource limitation.

To answer RQ2, we use T5 [50] and Llama2 [64] models and add LoRA, Compacter and IA³ to these models, as an alternative to fine-tuning them for code summarization and code generation tasks. Similar to RQ1, we conduct experiments for each programming language separately. Additionally, following RQ1, we use a fully fine-tuned T5 and a pre-trained checkpoint of Llama2 as baselines to ensure fairness and reduce computational costs.

For RQ3, we choose R as the target programming language for both code summarization and code generation tasks, as it has a wide community, but is an under-explored language for code intelligence. R is considered a low-resource programming language (i.e., it has limited training data available) and thus is chosen here [9]. Moreover, R is not used in the training dataset of CodeT5 [68] and CodeLlama [52], serving as a suitable unseen programming language. This is confirmed as the training dataset of CodeT5 is publicly available. Additionally, R is not among the list of programming languages used in the training of CodeLlama, as stated by its authors. To answer this RQ, we fine-tune T5, CodeT5, Llama2 and CodeLlama

using the PEFT methods on code summarization and code generation for R. Following the previous RQs, we use fully fine-tuned T5 and CodeT5 and pre-trained checkpoints of Llama2 and CodeLlama as baselines. This experiment gives insight into how capable each model and PEFT method is when transferring the learned knowledge from other languages used in pre-training to R.

3.2 Downstream Tasks

To evaluate the models, we choose the two code summarization and code generation tasks. These tasks are studied in several works [68, 69, 52, 54, 33] and are two of the tasks on CodeXGLUE benchmark³. We choose these tasks as many of these are code-to-text and text-to-code tasks, showing the capabilities of the LLMs for both code and natural language comprehension. Additionally, in RQ2, we intend to investigate the knowledge transferability of the LLMs to code intelligence tasks. Therefore, choosing code-to-code tasks might not be the best option for T5 and Llama2 models, as there is no natural language involved in those tasks. Exploring the full spectrum of this knowledge transferability for various code intelligence tasks is beyond the scope of this study. The last reason for choosing these tasks is the scarcity of the available data for R, which prohibits exploring more tasks.

Code Summarization. The primary objective of a code summarization task is to distill the functionality and purpose of a code snippet or function into a concise and understandable summary. Code summarization enables streamlining documentation generation processes and automating commit generation. We train the models on the code summarization datasets. Then we test the model by feeding the code snippets as input sequences and evaluate the description comments as target sequences (*Code* \rightarrow *Comment*). We employ this task to gauge the models' capabilities to analyze the structure, logic, and functionality of the code snippets [3].

Code Generation. Code generation task aims to transform natural language descriptions or instructions into executable code or programming language constructs. This task enables the automation of code writing based on human-provided specifications or requirements. By converting natural language descriptions into functional code snippets, code generation contributes to automating software development processes and aids in rapid prototyping or code scaffolding. To train a model for code generation, we provide natural language descriptions, along with additional desired context such as a specific function header, as input sequences and expect the corresponding code snippets as target sequences (*Comment* \rightarrow *Code*). This setup allows us to assess the models' proficiency in understanding and translating human-readable descriptions into executable code segments.

³ <https://microsoft.github.io/CodeXGLUE/>

3.3 Datasets and Benchmarks

CodeSearchNet Dataset. CodeSearchNet [27], curated by Microsoft Research, is a dataset of 2,326,976 functions paired with corresponding explanation comments in six programming languages, namely, Go, Java, JavaScript, PHP, Python, and Ruby. CodeSearchNet is derived from a diverse set of real-world code repositories, including GitHub. We have opted for the utilization of CodeSearchNet in RQ1 and RQ2 because it has been a subject of recent scholarly investigations in the realm of code summarization [18, 21, 68, 53]. Throughout this paper, we refer to the programming languages present in CodeSearchNet as the *six seen languages*.

SPP Dataset. The SPP dataset [74] consists of approximately 450,000 synthetic Python programming problems, each containing a task description in the form of a function header and a comment, one to three use-cases, a code solution, and one to three test cases, generated using the CodeGeeX-13B model. For our experiments, we utilized a subset of this data in RQ1 and RQ2: a verified split containing 30,000 samples that have been de-duplicated and verified by a Python interpreter. This ensures the side effect of low-quality data is eliminated from the experiments given the unverified subset may contain syntactically incorrect code and multiple function definitions per sample, degrading the data quality.

R Code Summarization Dataset. We use the $R_{combined}$ subset of the R dataset curated by Zhao and Fard [76], which contains 32,671, and 4,078, and 4,084 code and comment pairs for train, evaluation, and test, respectively.

This dataset is collected by scraping active and public GitHub repositories containing R files, which have an open-source license. The dataset is further filtered to eliminate repositories that are personal or do not follow proper R packaging rules. The collection is parsed using the Tree-sitter⁴ parser and R documentation tools to transpile it into a dataset containing R code snippets and natural language descriptions [76]. This dataset has the same structure as CodeSearchNet and assures consistency among datasets when comparing the results of code summarization. We utilize this dataset for the R code summarization tasks in RQ3.

MultiPL-T. MultiPL-T is an approach for curating semi-synthetic datasets for low-resource languages proposed by Cassano et al. [9]. This approach translates high-quality code snippets of high-resource languages such as Python into Julia, Lua, OCaml, R, and Racket using a variation of the StarCoderBase-15B model [30]. The source code snippets consist of test-validated function bodies and descriptive document strings, making the target datasets ideal for code generation tasks. The R split of the MultiPL-T dataset contains 37,592 pairs of natural language descriptions and R functions. We utilize this dataset for R code generation in RQ3 by splitting it into 35,338, 376, and 1,860 samples for train, validation and testing, respectively.

HumanEval. Proposed by OpenAI, HumanEval [12] is a Python benchmark consisting of 164 hand-written instructions and on average 7.7 unit tests for each instruction for code generation evaluation. HumanEval directly assesses the functionality correctness of generated code by testing each sample against a suite of

⁴ <https://tree-sitter.github.io/tree-sitter>

unit tests hand-crafted for each instruction within the benchmark. This method of code generation evaluation mitigates reported performance inaccuracy caused by functionally correct but textually dissimilar output samples. We will use this benchmark to evaluate our trained model for code generation in Python.

MultiPL-E. As a translation system for code generation test-driven benchmarks, MultiPL-E [8] is designed to translate sample benchmark functions and their associated unit tests into new arbitrary programming languages, similar to MultiPL-T. The authors have utilized MultiPL-E to translate the HumanEval [12] and MBPP [5] benchmarks into 18 new languages, including R. As the R counterpart of HumanEval for Python code generation, we employ the R translation of the HumanEval benchmark created using MultiPL-E for this study. This benchmark has a structure similar to the HumanEval benchmark, containing 161 problems. This benchmark is used for R code generation evaluation in this study.

3.4 Evaluation Metrics

For evaluating code summarization, we follow previous research by adopting the smoothed BLEU-4 [43] as our evaluation metric [2, 69, 60]. Aligning with previous methodologies, we maintain consistency by averaging the BLEU scores to derive a comprehensive assessment of the generated summaries in comparison to the reference texts.

BLEU. The BLEU score [43] is a metric originally proposed for evaluating the quality of translations at the document level. This metric relies on precision and evaluates the geometric precision of n-grams between the generated text and the ground truth text. For a translation T , a reference R and a range from 1 to N of n-grams, the BLEU score is calculated as follows:

$$BLEU(N, T, R) = \left(\prod_{n=1}^N \frac{m_n}{l_n} \right)^{\frac{1}{N}} \times BP(T, R) \quad (5)$$

where m_n is the number of matching n-grams between a translation and its reference, and $BP(T, R)$ associates a penalty to the score when the length of the translation is less than the reference using the following formula:

$$BP(T, R) = \min\left(1, \exp\left(1 - \frac{\text{len}(T)}{\text{len}(R)}\right)\right) \quad (6)$$

As noted, the BLEU score is used for evaluating a prediction across the entire reference corpus. For our use case (i.e., evaluating a sentence level output against a ground truth sentence), a smoothed variant of the BLEU score is required, which is obtained by replacing m_n in formula 5 with a small positive number ϵ if there are no matching n-grams (i.e. $m_n = 0$). For evaluating code summarization, we follow prior research [2, 69, 60] by adopting the smoothed BLEU score with $N = 4$ (henceforth referenced as BLEU-4) as our evaluation metric.

CodeBLEU. The BLEU score, designed to evaluate text similarity between generated and reference text, possesses limitations when applied to assess code generation tasks due to its emphasis on linguistic resemblance rather than functional

equivalence. Consequently, accurately functional yet linguistically dissimilar code may receive suboptimal BLEU scores, rendering it an inadequate metric for code evaluation. For code generation, we employ CodeBLEU [51] and EM@k.

CodeBLEU is proposed to validate the syntactic and semantic data flow accuracy inherent in code generation models. CodeBLEU stands as a composite measure that injects code syntax via abstract syntax trees (AST) and code semantics via data flow. Compared to the BLEU score, This metric serves as a more comprehensive assessment tool, facilitating the quantification and analysis of the multifaceted aspects associated with the correctness of generated code.

$$\text{CodeBLEU} = \alpha \cdot \text{BLEU} + \beta \cdot \text{BLEU}_{\text{weight}} + \gamma \cdot \text{Match}_{\text{ast}} + \delta \cdot \text{Match}_{\text{df}}$$

Where BLEU , $\text{BLEU}_{\text{weight}}$, $\text{Match}_{\text{ast}}$, and Match_{df} are calculated based on standard BLEU, weighted n-gram match, syntactic AST match, and semantic dataflow match, respectively. α , β , γ and δ determine the the weighted combination of four parts.

EM@k. Exact Match pertains to a strict quantification textual prediction, where if a prediction for a sample exactly matches the ground truth (or one of several ground truths) associated with that sample, $EM = 1$, otherwise $EM = 0$. In the scope of this metric, even a single character discrepancy between the prediction and the ground truth will result in $EM = 0$. Formally, the average Exact Match score of $k \in \{1, N\}$ candidate samples generated by the model for a reference ground truth r is computed as follows:

$$\text{EM@k} = \frac{\sum_{i=1}^k \text{EM}(s_i, r)}{k} \quad (7)$$

In this study, we employ EM@1 as part of our evaluations for code generation experiments.

Pass@k. Despite alleviating some of the BLEU score’s issues when applied for code generation and its widespread use in the academic scene, CodeBLEU still possesses caveats [12]. For instance, the CodeBLEU score for a dissimilar (both textual and AST) generated code compared to the ground truth will degrade, even if the dissimilar generated code does satisfy the requested functionality. To address these issues, OpenAI has proposed HumanEval [12], a Python benchmark dataset, as explained above. The evaluation metric associated with HumanEval is Pass@k , where if among the $n > k$ generated sample codes c samples pass all unit tests corresponding to an instruction, the evaluation metric is obtained as follows:

$$\text{Pass@k} := E\left[1 - \frac{\binom{n-c}{k}}{\binom{n}{k}}\right] \quad (8)$$

In all experiments, we use greedy decoding for generation, thus eliminating randomness from generations. Consequently, we chose $k = 1$ with one generation per sample to calculate Pass@k and EM@k, as subsequent generations with the same input produce the same results.

Textual and Functionality Similarity in Code Generation. Code snippets generated by a model can be assessed based on textual similarity and functional correctness. A snippet with high textual similarity to the ground truth may still fail functionally, as even a single incorrect operator can compromise its functionality despite its resemblance to the original code. The BLEU-4 score measures textual similarity between a sample and the ground truth, making it suitable for code summarization. However, it falls short in evaluating functionality for code generation. CodeBLEU addresses this limitation by incorporating the abstract syntax tree and data flow, offering a more in-depth functional assessment.

Taking these characteristics into account, the only metric that ensures the code is executable and correct is the Pass@K. The HumanEval benchmark addresses these limitations by evaluating correctness through a predefined set of test cases focused solely on functionality, rather than textual similarity to the ground truth. Since the problems in this benchmark are uniquely crafted, a high Pass@k HumanEval score suggests that the model may perform well on out-of-distribution problems. For the code generation experiments in this study, we use all the mentioned metrics when available, considering both textual similarity and functionality correctness.

3.5 Base Models

This section covers the base LLMs used in this study. We refer to the code-specific models as *code-LLM* and general-purpose natural language models as *general-LLM*.

CodeT5. CodeT5 [68] is a code-LLM based on T5 [50], pre-trained on CodeSearchNet [27], and additional C and C# data. By considering the type of identifiers in code and utilizing an encoder-decoder architecture, CodeT5 achieves state-of-the-art performance in a wide range of code comprehension and generation tasks in the CodeXGLUE benchmark [38].

CodeLlama. CodeLlama [52] is another state-of-the-art decoder-only code-LLM that comes in different variants and parameter budgets. CodeLlama is based on Llama2 [64] with further training on an extensive corpus consisting of 500 billion tokens (1 trillion tokens for CodeLlama 70B) in the case of the foundation model. CodeLlama is trained on a proprietary dataset, encompassing programming languages such as Java, Javascript, PHP, Python, C++, and C#, among others.

T5. T5 [50] was proposed as a Text-to-Text Transformer, a unified model used for Transfer learning. The authors introduced a unified framework that converted all text-based problems into a text-to-text format. They obtained state-of-the-art results for many benchmarks. This model is the base of CodeT5 and is used for RQ2 as a general-LLM.

Llama2. Llama2 [64] is the second version of Llama [63], a series of foundational large language models proposed in 7 to 65 billion parameter budgets, which can outperform larger models such as GPT-3 [7] with 175 billion parameters and keep up with much larger models such as PaLM [13] with 540 billion parameters. Llama's architecture is inspired by various advancements from different mod-

els such as SwiGLUE [58] and Rotary Embeddings [62]. In contrast with the GPT series, the open-source nature of Llama models allows independent users and researchers to use and experiment with them more easily. Compared to Llama, Llama2 was trained on 40% more training data and allows for a larger context length. Choosing Llama2 over Llama provides us with a fairer comparison in RQ2, given that CodeLlama is based on Llama2.

We employ T5 and the base version of CodeT5 with 220 million parameters and the 7 billion parameters Llama2 and CodeLlama-base in all of our experiments. It is worth mentioning that our experiments are mainly focused on the comparison of the performance of PEFT methods within the same base models, not across different based models with varied parameter budgets, hence, the difference in the number of parameters among the models is not a threat to the validity of our experiments. Our implementation of the base models involves initializing model implementations similar to HuggingFace’s for T5 and Llama2 by publicly available CodeT5 and CodeLlama checkpoints.

To reduce the effect of different prompting techniques on the performance of the instruction-tuned models for CodeLlama, we use the base version of Llama2 and CodeLlama models. Additionally, we sample models in zero-shot settings without any prompt engineering. These settings eliminate unnecessary confounding variables, ensuring that the comparison of the results is fair among all PEFT methods.

3.6 PEFT Methods

In our experiments, we employ LoRA, Compacter and IA³ in combination with the fixed-parameter models, CodeT5 and CodeLlama (and T5 and Llama2 for RQ2), across all experiments. We choose to incorporate LoRA in our experiments due to its stronger performance compared to other PEFT methods, as shown by previous researchers in various settings [11, 78, 70]. Given this, LoRA is a suitable representative of state-of-the-art PEFT methods for studying knowledge transfer. Compacter and IA³ on the other hand are relatively unexplored PEFT methods, specifically for software engineering tasks. By comparing them to LoRA, our study can provide valuable insight into their performance, specifically when utilized for transferring knowledge to unseen languages (RQ3). We only select these three PEFT techniques due to restrictions of computational resources of fine-tuning LLMs, and since previous studies have shown these are SOTA approaches in terms of their achieved performance in the NLP field. As these three PEFT methods are under-explored in SE, we study them in our experiments.

As implementation of the PEFT methods is not within our scope, we rely on third-party implementations in this study. For LoRA and IA³, we use HuggingFace’s *peft* library [40], and for Compacter we use the *AdapterHub* [47] platform to facilitate composing all model configurations. Given the large number of experiments resulting from various combinations of models, programming languages, target tasks and PEFT methods, we refrain from experimenting with multiple hyperparameters available for each PEFT method and instead rely on the hyperparameters

proposed by the authors of each PEFT method and third-party libraries as optimal defaults.

Moreover, we use the 16-bit *brain floating point* data type to greatly reduce runtime and memory usage during fine-tuning, without impacting performance significantly. While LoRA and Compacter’s implementations support this data type, IA³’s implementation lacks support. As a fallback, we use traditional 32-bit floating point data types for IA³. This does not impact the results obtained for IA³, however, this is not the case for its runtime and memory usage. Thus, we only report the performance metrics of IA³ and eliminate this PEFT when discussing the computational resource efficiency of the PEFT methods in the discussion section (Section 5).

3.7 Statistical Test.

The statistical tests are used to determine if the differences in performance between PEFT-infused models and their baselines are significant. To assess the significance of the results of this study’s experiments, we report the statistical tests using ANOVA and pair-wise t-tests [23] for the results obtained from each PEFT and its respective baseline. We employ bootstrap sampling with replacement, 1000 repetitions and sample sizes of 100 and ensure the normality of distributions by the Shapiro–Wilk normality test [56]. We limit the reports on the p-values of the BLEU-4. Specifically, we omit the statistical test reports on the HumanEval benchmarks for Python and R code generation tasks for the Pass@1 metric, as we use deterministic generation for these benchmarks and eliminate randomness.

3.8 Experimental Setup

We conduct the experiments using one Nvidia 40GB A100 GPU to fine-tune and test all model configurations in this study. We use HuggingFace’s *peft* library [40] and *AdapterHub* [47] platform to facilitate composing all model configurations. Throughout the experimentation process, the Llama and T5 family of models undergo fine-tuning with learning rates of $2e-4$ and $3e-3$, respectively, for a total of five epochs for smaller datasets (i.e., SPP and R datasets) and one epoch for CodeSearchNet, with early stopping mechanisms in place to ensure optimal performance. We use 500 warmup steps and a batch size of 16 for the larger models (i.e., Llama2 and CodeLlama) and 100 warmup steps and a batch size of 64 for the smaller models (i.e., T5 and CodeT5). Additionally, we utilize 4-bit float quantized base models to facilitate fine-tuning.

Our approach aligns with default implementation, following the established guidelines for setting hyperparameters specific to these PEFT methods. Following previous studies [71], for LoRA and IA³, we add matrices to the attention layers and maintain a dimension rank of 8 and $\alpha = 16$ and for Compacter, we use a *phm* dimension and rank of 4 and 1, respectively. For other hyperparameters, we rely on libraries’ defaults.

PEFT	Parameters trained %	Seen							Average	Unseen R
		Python	Go	Java	Javascript	Ruby	PHP			
<i>CodeT5</i>										
Full	100%	19.65	19.10	19.92	15.48	14.73	25.14	19.00	6.72	
Compacter	0.051%	19.30	18.36	19.20	15.16	15.05	24.54	18.60	5.30	
LoRA	0.595%	19.55	18.94	19.47	15.48	14.76	24.80	18.83	7.63	
IA ³	0.037%	19.06	18.22	18.88	14.94	14.34	24.32	18.29	5.04	
<i>T5</i>										
Full	100%	18.48	18.13	17.57	13.80	12.58	22.66	17.20	13.30	
Compacter	0.051%	16.61	15.41	15.50	11.58	11.81	20.73	15.27	3.35	
LoRA	0.595%	18.10	17.25	16.46	12.75	12.70	21.82	16.51	4.65	
IA ³	0.037%	16.68	15.47	15.40	11.29	11.14	20.75	15.12	3.19	
<i>CodeLlama</i>										
Zero-Shot	0.000%	0.79	1.01	1.00	0.82	0.97	0.58	0.86	1.10	
Compacter	0.012%	20.21	19.86	19.89	15.28	15.70	25.09	19.34	5.36	
LoRA	0.093%	20.86	20.97	20.77	16.45	16.47	26.06	20.26	10.62	
IA ³	0.006%	19.91	19.65	19.26	14.16	13.43	24.45	18.48	5.17	
<i>Llama2</i>										
Zero-Shot	0.000%	0.91	1.06	0.93	0.76	0.87	0.69	0.87	1.04	
Compacter	0.012%	18.75	18.53	18.71	14.08	14.51	23.18	17.96	5.19	
LoRA	0.093%	19.06	19.15	18.72	14.86	15.21	24.10	18.52	9.52	
IA ³	0.006%	18.03	18.30	17.87	13.56	11.26	22.63	16.94	4.80	

Table 1 The BLEU-4 scores and percentage of trained parameters of the models fine-tuned with Compacter, LoRA and IA³ for code summarization per programming language and their average across the six seen programming languages. T5 and CodeT5 are fully fine-tuned and Llama2 and CodeLlama are sampled in a zero-shot setting as respective baselines. "Seen" denotes languages included in the pre-training phase of corresponding base models. "Unseen" denotes languages excluded from the pre-training phase of corresponding base models. A higher score is better. The darker the cell color, the better the score; heatmap is presented per each LLM and programming language.

For datasets that do not come in pre-defined train/validation/test splits (i.e., Python and R code generation datasets), we randomly select 4.95% and 1% for testing and validation, respectively. These proportions are necessary for effective training since the original datasets are relatively small (less than 40,000 samples), especially for the larger Llama family of models.

4 Results

This section explains the results. For better interpretation and comparison, we discuss the results of RQ1 and RQ2 separated by the tasks and model architectures together. We will first describe the obtained results for code summarization for T5 family of models and then for the Llama family of models in section 4.1. A similar process is followed to explain code generation results for both RQ1 and RQ2 in section 4.2. Then, we discuss the RQ3 results for knowledge transfer to unseen language, R, for both code summarization and code generation, in section 4.3.

For all experiments in which we report BLEU scores, including code summarization and code generation, we applied statistical tests to determine whether the obtained results were significant. For all cases, we found that the performance differences in terms of the BLEU-4 scores between each PEFT method and its respective baselines are significant, with $P < 0.001$. As the significant differences are a common observation, we report the p-value here and in the following, we discuss

the results for each RQ. Please note that as the Pass@1 results are deterministic, there is no need to apply statistical tests and comparing the Pass@1 scores suffice.

4.1 Code Summarization

T5 Family of Models. Table 1 illustrates the performance of each PEFT technique for the code summarization task. Among the PEFT techniques applied to CodeT5, an encoder-decoder code-LLM, LoRA achieves the highest average BLEU-4 score among the three PEFT techniques across all six programming languages, with an average score of 18.83, followed by Compacter with 18.60 and IA³ with 18.29. Notably, the fully fine-tuned CodeT5 outperforms all three PEFT techniques in this setting; Compared to full fine-tuning, LoRA, Compacter and IA³ degrade summarization performance by 0.89%, 2.11% and 3.74%, respectively. The observed order of performance obtained by the three PEFT techniques is directly correlated with the percentage of trained parameters per each PEFT technique, where LoRA with the largest trainable parameter budget (0.595% of total parameters) performs best, Compacter with the second largest parameter budget (0.051% of total parameters) stands in the middle performance-wise, and IA³ with the smallest trainable parameter budget (0.037% of total parameters) perform worst.

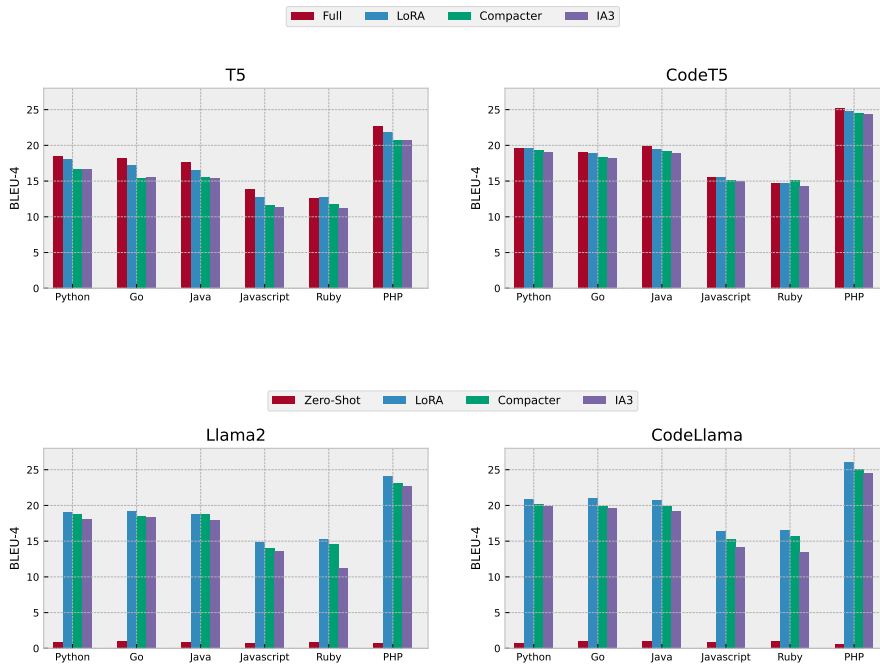


Fig. 1 BLEU-4 scores of LoRA, Compacter and IA³ per programming language for code summarization on T5 (top left), CodeT5 (top right), Llama2 (bottom left) and CodeLlama (bottom right) and their respective baselines.

The performance trend of all three PEFT techniques remains consistent across all programming languages for code summarization on CodeT5, with an exception for Ruby, where Compacter outperforms other fine-tuning techniques with a BLEU-4 score of 15.05 and Javascript, where LoRA performs on par with full fine-tuning, obtaining a BLEU-4 score of 15.48 (see top right plot of Fig. 1). For the T5 model, LoRA with an average BLEU-4 score of 16.51 outperforms Compacter with an average score of 15.27 and IA³ with an average score of 15.12 on T5, resulting in a similar PEFT technique effectiveness ranking when compared to CodeT5, while full fine-tuning T5 yields the highest BLEU-4 score of 17.20, outperforming LoRA, Compacter and IA³ for code summarization by 4.18%, 12.64% and 13.76%, respectively.

While among all the PEFT techniques applied to T5, LoRA is dominant for all six programming languages, Compacter and IA³ do not perform consistently relative to each other (Fig. 1, top left). Specifically, Compacter is more advantageous in Java, Javascript and Ruby, while for other programming languages, IA³ slightly outperforms Compacter. Overall, however, both Compacter and IA³ perform very closely in terms of BLEU-4 score, with no clear top performer on the T5 model.

For code summarization, all three PEFT techniques prove more beneficial on CodeT5 than T5 when compared to their fully fine-tuned counterparts. On CodeT5, the most effective PEFT technique (i.e. LoRA) results in a 0.89% performance drop when compared to full fine-tuning, while on T5, this performance gap increases to 4.01%. This difference in effectiveness can be rooted in the fact that PEFT techniques utilize a limited budget of trainable parameters during fine-tuning. Due to this limitation, they are more suitable for leveraging present knowledge in the base model and adapting it for better usage of that knowledge than teaching the model new information.

Llama Family of Models. Table 1 presents the results for each PEFT technique applied to CodeLlama and Llama2 in the code summarization task. For CodeLlama, LoRA achieves the highest average BLEU-4 score across all six programming languages, with an average score of 20.26, followed by Compacter at 19.34 and IA³ at 18.48. This mirrors the pattern seen in the T5 family models, where LoRA, with its relatively larger percentage of trainable parameters (0.093%), outperforms the other PEFT techniques. In comparison to zero-shot performance, where CodeLlama scores an average of just 0.86, all PEFT techniques significantly boost the BLEU-4 scores, emphasizing the importance of fine-tuning. In terms of individual language performance on CodeLlama, LoRA demonstrates superiority across the board, performing best in all languages, particularly in Javascript, where LoRA surpasses Compacter and IA³ by 7.66% and 16.17%, respectively (Fig. 1, bottom right).

For Llama2, the overall ranking of PEFT techniques remains consistent with CodeLlama. LoRA achieves the highest average score of 18.52, followed by Compacter at 17.96 and IA³ at 16.94. As with CodeLlama, zero-shot results for Llama2 are substantially lower, with an average score of just 0.87. However, despite the highly comparable performance of CodeLlama and Llama2 in the zero-shot setting in terms of BLEU-4, the performance gains for PEFT techniques on Llama2 are slightly lower than those observed for CodeLlama. This suggests that CodeL-

PEFT	Parameters trained %	CodeBLEU	BLEU-4	EM@1	Pass@1
<i>CodeT5</i>					
Full	100%	25.60	41.69	14.56	6.10
Compacter	0.051%	6.05	29.23	10.79	2.44
LoRA	0.595%	22.32	42.01	14.90	5.49
IA ³	0.037%	8.83	28.20	8.97	1.83
<i>T5</i>					
Full	100%	22.59	42.74	0.00	0.00
Compacter	0.051%	4.19	15.93	0.00	0.00
LoRA	0.595%	12.76	34.01	0.00	0.00
IA ³	0.037%	3.69	15.36	0.00	0.00
<i>CodeLlama</i>					
Zero-Shot	0.000%	26.37	5.28	0.00	4.88
Compacter	0.012%	26.17	43.31	14.63	21.95
LoRA	0.093%	31.10	47.67	16.72	26.83
IA ³	0.006%	26.25	43.07	14.97	7.93
<i>Llama2</i>					
Zero-Shot	0.000%	23.67	4.30	0.00	2.44
Compacter	0.012%	26.02	42.25	14.23	12.80
LoRA	0.093%	29.07	46.11	15.71	15.24
IA ³	0.006%	21.86	39.95	12.20	9.15

Table 2 The CodeBLEU, BLEU-4, EM@1 and Pass@1 scores and percentage of trained parameters of the models fine-tuned with Compacter, LoRA and IA³ for code generation in Python. T5 and CodeT5 are fully fine-tuned and Llama2 and CodeLlama are sampled in a zero-shot setting as respective baselines. Higher is better. The darker the color, the better the score; heatmap is presented per each model and metric.

lama, specifically designed for coding tasks, benefits more from these fine-tuning techniques than the general-purpose Llama2.

LoRA maintains its dominance when applied to Llama2 where it consistently performs better than Compacter and IA³. Unlike when applied to CodeLlama however, Compacter better closes the performance gap with LoRA on Llama2, specifically for Python and Java, where it lags behind only 1.65% and 0.05%, respectively (Fig. 1, bottom left).

IA³, despite its small parameter budget (0.006%), manages to keep pace in some cases but generally lags behind LoRA and Compacter across most languages. While IA³ performs close to Compacter on the T5 and CodeT5 models, the performance gap is slightly larger on the Llama family of models, which might be related to its small parameter budget.

Overall, LoRA has the best score across a broad range of programming languages, which might be due to its larger trainable parameter allocation compared to other PEFT techniques. In Section 5, we provide an analysis in a specific setting to compare the performance of LoRA and Compacter with respect to their parameter budget.

For the code summarization in the six seen languages, LoRA performs best, followed by Compacter which slightly outperforms IA³ on CodeT5 and T5. A similar performance trend appears on CodeLlama and Llama2, though the gap between Compacter and IA³ is larger for the Llama models. All three PEFT methods demonstrate better effectiveness on code-LLMs, but the performance gap between the two categories of models suggests that all three methods are effective in code summarization knowledge transfer on general-LLMs for the seen languages.

4.2 Code Generation

The results of all models for code generation are shown in Table 2.

In addition to BLEU-4 which was also used for evaluating code summarization, we utilize CodeBLEU, EM@1 and Pass@1 for code generation. However, we consider Pass@1 as the main performance metric for code generation given that HumanEval evaluation problems are designed to represent real-world scenarios not included in the training datasets. Moreover, we refrain from discussing EM@1 in detail, as some EM@1 scores are zero, but most EM@1 results are generally tightly coupled with BLEU-4 as the main textual similarity metric.

T5 Family of Models. The gap in performance between LoRA, Compacter and IA³ increases for Python code generation in contrast to code summarization, as illustrated in Table 2.

On CodeT5, besides fully fine-tuning, which proves most effect with a Pass@1 score of 6.10, LoRA is the best-performing PEFT followed by Compacter and IA³ with Pass@1 scores of 5.49, 2.44 and 1.83, respectively.

Interestingly, when strictly looking at the BLEU-4 and EM@1 scores, LoRA appears to outperform all other fine-tuning techniques with a BLEU-4 score of 42.01, followed by fully fine-tuning with a score of 41.69, Compacter with a score of 29.23 and IA³ with a score of 28.20. The EM@1 scores follow an identical trend. While the higher BLEU-4 and EM@1 scores of LoRA compared to the fully fine-tuned CodeT5 suggests that LoRA performs better in generating textually similar to ground truth samples, it does not mean it generalizes better to out-of-distribution code generation problems, judged by higher Pass@1 score for the fully fine-tuned model. LoRA is the next high Pass@1, with a score of 5.49 compared to 6.10 for the fully fine-tuned CodeT5.

Moreover, it can be observed that despite relatively close BLEU-4 scores of Compacter and IA³ (29.23 and 28.20, respectively), their CodeBLEU scores are more apart, with scores of 6.05 and 8.83, respectively. This discrepancy in difference and trend can be attributed to the fact that the BLEU-4 score is strictly concerned with textual similarity. On the other hand, besides textual similarity, CodeBLEU additionally accounts for the type of tokens and the similarity in the abstract tree and the data flow. This means that between Compacter and IA³, while the former generates more textually similar to ground truth code snippets, the latter generations are closer to the ground truth in terms of functionality. Consequently, the same

is true for LoRA and fully fine-tuning with CodeBLEU scores of 22.32 and 25.60 respectively, where LoRA's generations are more similar textually and less similar functionally to the ground truth compared to fully fine-tuning.

T5's performance in code generation is notably poor, as none of the code snippets produced by any of the fine-tuning methods are capable of successfully solving any HumanEval problems, all with Pass@1 equal to zero. Nevertheless, besides fully fine-tuning with a BLEU-4 score of 42.74 and a CodeBLEU score of 22.59, LoRA is the best-performing fine-tuning technique with a BLEU-4 score of 34.01 and a CodeBLEU score of 12.76. Among Compacter and IA³, the former's generations are slightly more aligned with the ground truth in terms of textual similarity, as observed by a slightly better BLEU-4 score, while the latter's generations are more functionally similar to the ground truth, as indicated by higher CodeBLEU.

The zero Pass@1 scores obtained by all fine-tuned T5 models suggest that even though these models learn to generate code snippets from their training dataset's distribution, none of the fine-tuning techniques are capable of adapting and generalizing to real-world code generation problems. LoRA on CodeT5 is, however, capable of generalizing to real-world problems to some extent, reaching close to fully fine-tuned CodeT5 on the HumanEval benchmark.

Overall, for CodeT5, all fine-tuning techniques obtain very low Pass@1 scores; indicating that T5 family are not capable of generating executable code.

Llama Family of Models. Aligned with previous observations, CodeLlama is the best-performing model for Python code generation when fine-tuned using LoRA. LoRA yields the highest HumanEval Pass@1 score of 26.83, followed by 21.95 of Compacter and 7.93 of IA³, which are significant performance boosts compared to the baseline zero-shot setting with a score of 4.88.

Considering other metrics, LoRA achieves the highest BLEU-4 score of 47.67, CodeBLEU score of 31.10 and EM@1 score of 16.72. Similar to T5 family models, Compacter and IA³ are ordered differently when ranked by BLEU-4 CodeBLEU, even though the discrepancy is not as large. Compacter slightly outperforms IA³ in textual similarity (i.e., BLEU-4), while IA³ slightly outperforms Compacter in functionality similarity (i.e., CodeBLEU). In comparison, the differences in textual and functional similarities of CodeLlama's zero-shot setting generations are more noticeable, with a BLEU-4 score of 5.28 and a CodeBLEU score of 26.37.

The general decoder-only Llama2's code generation results are similar to CodeLlama in terms of comparison between the PEFT metrics. On Llama2, LoRA gains the highest Pass@1 of 15.24, followed by Compacter with 12.80 and IA³ with 9.15. The zero-shot scores of the Llama2 model obtain a relatively low Pass@1 score of 2.44. The BLEU-4, CodeBLEU and EM@1 scores of PEFT methods are ranked in the same order, LoRA being the highest, followed by Compacter and IA³ for all three metrics. Similar to CodeLlama, Llama2 obtains a much higher CodeBLEU score compared to its BLEU-4 score in the zero-shot setting.

For both Llama2 and CodeLlama in the zero-shot setting, we observe a discrepancy between the BLEU-4 and CodeBLEU scores. This is due to the fact that before any fine-tuning, both models will not stop their generation after completing the target function's body, repeating the function definition until they hit the maximum token ceiling. Unlike BLEU-4 which penalizes predictions that are longer

than the ground truth, CodeBLEU ignores the prediction length. This means that a significantly lengthy prediction can obtain a high CodeBLEU score along with a low BLEU-4 score, given it contains a large number of similar-to-reference code constructs.

Comparing the similar BLEU-4 and CodeBLEU scores of Llama2 and CodeLlama suggests all PEFT techniques are capable of transferring most of the information contained in the training dataset to adapt both models for its distribution adequately. On the other hand, when dealing with out-of-distribution real-world HumanEval problems, CodeLlama still outperforms Llama2 by a large margin as obvious by Pass@1 scores.

For code generation in the six seen languages, LoRA significantly outperforms Compacter and IA³ on the T5 and Llama family of models. While Compacter and IA³ produce similar results in some cases, the former generally achieves higher functional accuracy (i.e., the Pass@1 score).

All three PEFT methods consistently show better effectiveness when applied to code-LLMs, with an exception for IA³, which performs slightly better in terms of functional accuracy (i.e., the Pass@1 score) when applied to Llama2 compared to CodeLlama.

4.3 Knowledge Transfer to Unseen Language R

R serves as an unseen programming language for evaluating each PEFT technique's ability to transfer knowledge to unseen domains. Following the previous structure, we discuss R code summarization and R code generation separately, with results provided in Table 1 and Table 3, respectively.

4.3.1 R Code Summarization

T5 Family of Models. As shown in Table 1, for CodeT5, LoRA stands out as the top-performing technique, achieving a BLEU-4 score of 7.63, which surpasses even the fully fine-tuned model's score of 6.72. Compacter and IA³, though also effective, result in lower BLEU-4 scores of 5.30 and 5.04, respectively, demonstrating a noticeable drop in performance compared to LoRA and full fine-tuning. For the T5 model, however, a different trend is observed. Fully fine-tuning the T5 model results in the highest BLEU-4 score of 13.30, significantly outperforming all PEFT techniques. Among the PEFT techniques, LoRA again shows the best performance with a BLEU-4 score of 4.65, followed by Compacter at 3.35 and IA³ at 3.19.

Notably, fully fine-tuning the model results in inconsistent performance between CodeT5 and T5. The fully fine-tuned CodeT5 performance is within the performance range of PEFT techniques on this model. Specifically, LoRA outperforms

the fully fine-tuned CodeT5, despite updating a fraction of the model's parameters. In Contrast, the fully fine-tuned T5 model significantly outperforms the best-performing PEFT technique on this model, even surpassing the fully fine-tuned CodeT5.

Without considering the fully fine-tuned models, however, the performance ranking on the T5 family of models is consistent with the performance obtained for the six seen programming languages, with LoRA performing the best, followed by Compacter and IA³.

Llama Family of Models. When shifting focus to CodeLlama, the performance of PEFT techniques improves significantly compared to their zero-shot baseline. Without any fine-tuning, CodeLlama achieves a BLEU-4 score of 1.10, but after applying LoRA, this score jumps to 10.62, a substantial improvement that highlights LoRA's effectiveness for this model. Compacter and IA³ also boost performance, with BLEU-4 scores of 5.36 and 5.17, respectively. However, LoRA clearly dominates in this setting, showing a much higher capability in enhancing CodeLlama's R summarization abilities compared to the other PEFT techniques. Llama2 follows the same trend as CodeLlama, where the zero-shot BLEU-4 score is relatively low at 1.04. Once again, LoRA emerges as the best-performing fine-tuning method with a BLEU-4 score of 9.52, significantly improving the model's ability to summarize R code. Compacter and IA³, with scores of 5.19 and 4.80, respectively, also show improvement but fall short of LoRA's performance.

On the Llama family of models, the performance ranking of the PEFT techniques remains the same, where LoRA showcases the highest performance, followed by Compacter and IA³. However, the performance gap between LoRA and the other two PEFT techniques on the Llama family of models increases when compared to the T5 family of models.

Across all four models, LoRA consistently performs the best among the PEFT techniques for R code summarization. While full fine-tuning remains the most effective approach for T5, LoRA demonstrates the ability to achieve comparable results with fewer parameter updates. On CodeT5, LoRA even manages to outperform full fine-tuning, showcasing its potential to not only match but sometimes exceed traditional methods. Compacter and IA³, while still beneficial, generally lag behind LoRA in terms of performance, particularly on the Llama family of models.

Compared to code summarization in the six seen languages, LoRA outperforms Compacter and IA³ in the unseen setting, R code summarization, with a larger gap on both the T5 and Llama family of models. Although Compacter performs better than IA³ in this setting, the performance gap between them is smaller compared to their gap with LoRA.

On the Llama family of models, all three PEFT methods achieve similar performance between the code-LLM and general-LLM variants. This performance difference increases for all three methods on the T5 family of models.

PEFT	Parameters trained %	BLEU-4	EM@1	Pass@1
<i>CodeT5</i>				
Full	100%	14.20	0.27	2.48
Compacter	0.051%	8.70	0.00	0.62
LoRA	0.595%	13.15	0.27	1.86
IA ³	0.037%	9.02	0.00	0.62
<i>T5</i>				
Full	100%	12.74	0.00	0.00
Compacter	0.051%	5.12	0.00	0.00
LoRA	0.595%	7.44	0.00	0.00
IA ³	0.037%	5.45	0.00	0.00
<i>CodeLlama</i>				
Zero-Shot	0.000%	8.22	0.00	11.18
Compacter	0.012%	24.81	0.91	18.01
LoRA	0.093%	26.30	0.81	20.50
IA ³	0.006%	24.42	0.91	17.39
<i>Llama2</i>				
Zero-Shot	0.000%	6.12	0.00	1.24
Compacter	0.012%	19.94	0.59	8.70
LoRA	0.093%	21.44	0.75	10.56
IA ³	0.006%	19.60	0.54	7.45

Table 3 The CodeBLEU, BLEU-4, EM@1 and Pass@1 scores and percentage of trained parameters of the models fine-tuned with Compacter, LoRA and IA³ for code generation in R. T5 and CodeT5 are fully fine-tuned and Llama2 and CodeLlama are sampled in a zero-shot setting as respective baselines. Higher is better. The darker the color, the better the score; heatmap is presented per each LLM and metric.

4.3.2 R Code Generation

For evaluating code generation on R, we omit the CodeBLEU metric, as we could not access a readily available R tree-sitter parser to calculate the CodeBLEU score, and a custom implementation is out of the scope of this study. The results are summarized in Table 3.

T5 Family of Models. Consistent with previous observations, fully fine-tuning the CodeT5 model achieves the highest Pass@1 and BLEU-4 score of 2.48 and 14.20, respectively. Closely following the fully fine-tuned CodeT5 model, LoRA achieves a Pass@1 score of 1.86 and a BLEU-4 score of 13.15. IA³ and Compacter rank lower than LoRA in terms of performance, with BLEU-4 scores of 9.02 and 8.70, respectively. Both IA³ and Compacter obtain the same Pass@1 score of 0.62. The EM@1 scores of all fine-tuning methods are arranged according to a similar pattern to the Pass@1 scores. Though LoRA achieves close scores to fully fine-tuned CodeT5’s BLEU-4 and Pass@1 scores, the low Pass@1 for all fine-tuning methods shows that the generated code is mostly non-executable for R.

Similar results are seen for the T5 model, where full fine-tuning has the highest BLEU-4, followed by LoRA. Compacter and IA³ have lower scores. Similar to code generation on Python, T5 fails to pass any HumanEval problems using any fine-tuning technique, with all Pass@1 scores equal to zero. This suggests that T5 is not

capable of learning any meaningful code generation abilities for R when tasked with generating out-of-distribution unseen code snippets.

Overall, for R code generation, all fine-tuning techniques obtain very low Pass@1 scores, indicating that T5 family models are not capable of generating executable code for R. In terms of generation textual similarity, LoRA is the best-performing fine-tuning technique, with IA³ and Compacter following closely. However, the performance gap between LoRA and fully fine-tuned models is significantly larger for T5 compared to CodeT5, indicating that T5 benefits more from fully fine-tuning for R code generation.

Llama Family of Models. For R code generation using CodeLlama, LoRA obtains the highest BLEU-4 of 26.30, followed by Compacter (24.81) and IA³ (24.42). The zero-shot setup, which uses no fine-tuning, lags behind significantly, yielding a BLEU-4 score of 8.22. These results indicate that while fine-tuning boosts the model's ability to generate textually similar code, there is still room for improvement in overall performance compared to Python with BLEU-4 scores of above 40 for the PEFT techniques.

When evaluating CodeLlama on the HumanEval benchmark, the Pass@1 scores mirror the BLEU-4 results, with LoRA achieving the highest score at 20.50. Compacter follows with a score of 18.01, and IA³ scores slightly lower at 17.39. The zero-shot setup records a Pass@1 score of 11.18, demonstrating that even without fine-tuning, CodeLlama can generate some executable R code. However, fine-tuning considerably improves its ability to solve R code tasks, particularly with LoRA. Compared to Python using CodeLlama for code generation, the obtained Pass@1 scores are lower for R.

Shifting the focus to the Llama2 model, performance is lower across both BLEU-4 and Pass@1 metrics compared to CodeLlama. LoRA remains the top-performing technique with a BLEU-4 score of 21.44, followed by Compacter at 19.94 and IA³ at 19.60. The zero-shot BLEU-4 score is lower than CodeLlama's, standing at 6.12, which suggests that Llama2 is less capable of producing R code that aligns textually with the reference solutions when compared to its counterpart, CodeLlama.

For the HumanEval benchmark, Llama2's performance is lower than CodeLlama's. LoRA achieves the highest Pass@1 score of 10.56, followed by Compacter at 8.70, and IA³ at 7.45. The zero-shot setting performs poorly, recording a Pass@1 score of 1.24. These results highlight that Llama2 struggles more than CodeLlama to generate executable R code, even when fine-tuning techniques are applied. Similar results were observed for Python as discussed in Table 2.

Comparing the fine-tuning techniques on both Llama models, LoRA consistently delivers the highest BLEU-4 and Pass@1 scores, indicating that it is the most effective method for improving both text generation quality and executable code. Compacter and IA³ follow closely in terms of performance, with Compacter slightly outperforming IA³ in most cases. However, even with these fine-tuning techniques, the overall capability of both CodeLlama and Llama2 to generate executable R code remains limited.

Overall, for R code generation, the T5 family of models performs poorly in comparison to Llama models. CodeLlama achieves the best results among all models. While fine-tuning improves the models' ability to generate textually similar code

and solve some test cases, none of the methods yield consistently strong results, except for the CodeLlama model. LoRA provides the best balance between textual similarity and code execution, but the gap between the models' BLEU-4 and HumanEval Pass@1 scores suggests that generating functional R code remains a challenge for the Llama family.

LoRA exhibits the best R code generation performance followed closely by Compacter and IA³ on the T5 and Llama family of models. Unlike Python code generation, the gap between the three is relatively small in the unseen code generation setting.

All three methods perform significantly on the code-specific models, with T5 failing to pass any of the HumanEval samples and Llama2 performing half as strongly as CodeLlama when assessed on HumanEval.

5 Discussions

In this section, we discuss our findings. Due to time and computational resource restraints, and based on the obtained results, we only include code-LLMs, the code generation task and the Python and R languages (as *seen* and *unseen* languages) in the additional experiments. Moreover, we omit IA³ from all of the experiments conducted in the discussions to reduce time and computational resource requirements and avoid unreliable reports due to its inconsistent implementation, as explained in Section 3.

5.1 Computational Resource Efficiency

While the performance of each PEFT technique is important, the resource usage is of significance too. We evaluate the peak memory usage and runtime of Compacter and LoRA in a controlled scenario where the training steps and the batch size are equal for all models to ensure fairness. In this setting, all models are trained on the Python code generation task for 1000 steps with a train batch size of 8.

Table 4 illustrates the peak memory usage and runtime for training. For all models, Compacter utilizes a smaller GPU memory compared to LoRA. Specifically, LoRA employs 27.9% and 19.15% more peak GPU memory on the T5 and Llama family of models, respectively. Moreover, Compacter completes the training phase in a slightly shorter period on all Llama family of models and CodeT5, when compared to LoRA. Only on T5, LoRA demonstrates a faster training phase.

Besides resource requirements, performance is important in determining resource efficiency and guiding end-users in decision-making regarding performance-resource trade-offs. Given that Compacter's lower resource requirements can be attributed to its smaller trainable parameter budget the efficiency of both PEFT methods can be assessed by a comparative analysis between their trainable parameter budget and relative performance.

PEFT	Total Param	Updated Param	Peak Memory (GB)	Runtime (Minutes)
<i>CodeT5</i>				
Compacter	222,903,552	0.051%	2.97	5.32
LoRA	222,903,552	0.595%	3.80	5.53
<i>T5</i>				
Compacter	222,903,552	0.051%	2.97	10.43
LoRA	222,903,552	0.595%	3.80	8.45
<i>CodeLlama</i>				
Compacter	6,738,415,616	0.012%	13.99	1.50
LoRA	6,738,415,616	0.093%	16.67	1.56
<i>Llama2</i>				
Compacter	6,738,415,616	0.012%	13.99	1.47
LoRA	6,738,415,616	0.093%	16.67	1.57

Table 4 The peak GPU memory and runtime of CodeT5, T5, CodeLlama and Llama2 fine-tuned with Compacter and LoRA, and their respective baselines during the training phase of the limited scenario. In this limited scenario, all models undergo 1000 training steps with a batch size of 8. The peak GPU memory usage and the runtime are reported in gigabytes and minutes, respectively.

Figures 2 and 3 depict Pass@1 (code generation) and BLEU-4 (code generation and code summarization) scores of LoRA and Compacter in Python and R for the Llama and the T5 family of models, respectively. For R code generation and Python code summarization on Llama2 and CodeLlama, Compacter offers a relative performance close to LoRA’s despite utilizing 7.75 times less trainable parameters. However, this smaller trainable parameter budget may affect Compacter’s capabilities for Python code generation and R code summarization, as LoRA pulls ahead on these tasks.

On the smaller T5 family of models, LoRA better illustrates its advantages. Besides Python code summarization where Compacter comes close to LoRA in terms of BLEU-4 score, LoRA outperforms Compacter dominantly for code generation in R and Python.

The larger resource requirements of LoRA become less effective on larger models. This is due to the fact that the trainable parameters introduced to the models constitute a larger portion of the total parameter count on smaller models (assuming similar hyperparameters for PEFT methods). For instance, while LoRA utilizes a 7.75 times larger parameter budget on the Llama family of models compared to Compacter, this number increases to 11.66 on the T5 family of models. The magnitude of this proportion directly affects the effectiveness of LoRA compared to Compacter.

Overall and across all models, Compacter undergoes training using less GPU memory and for most models completes the training phase faster when compared to LoRA. Even though its lower resource requirements come at the cost of worse performance (e.g., for code generation in R, Compacter achieved 18 Pass@1 compared to 20.5 Pass@1 by LoRA), Compacter can be a viable option depending on

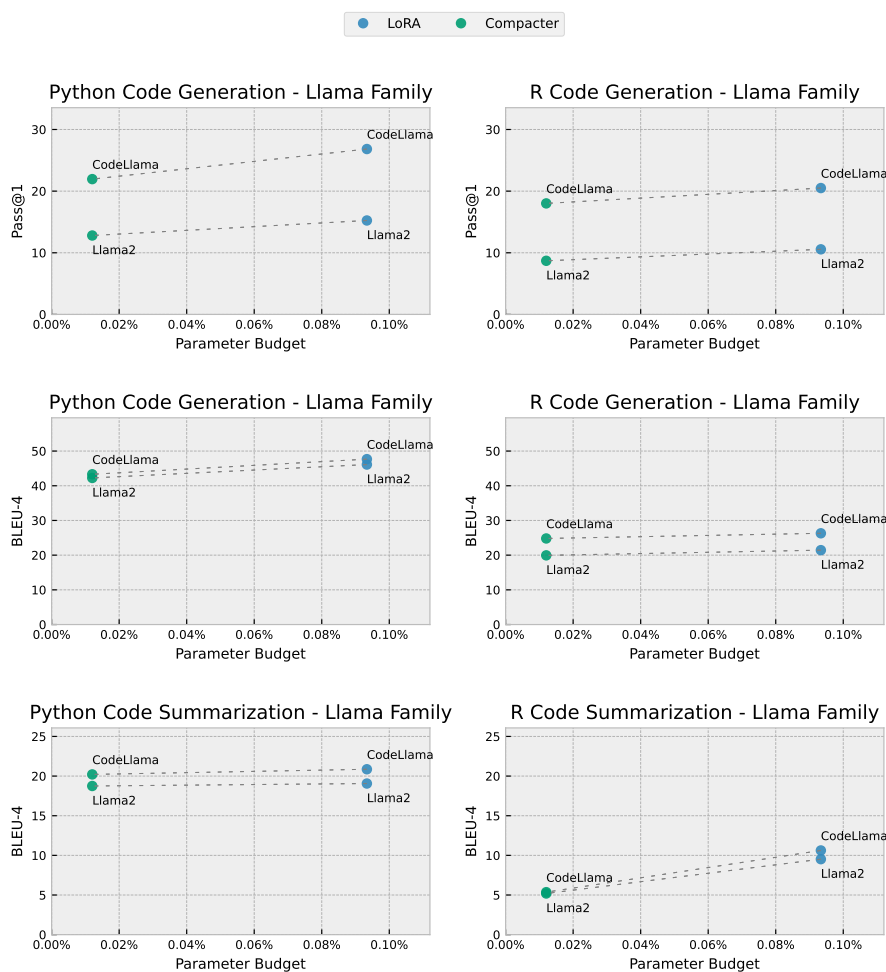


Fig. 2 Performance versus parameter budget of Compacter and LoRA for Python and R code generation and summarization tasks using the Llama family of models. BLEU-4 represents performance. The parameter budget is the percentage of trained parameters compared to the number of total parameters.

the base models and target tasks when available training resources become a limitation.

5.2 Effect of Trainable Parameter Budget

As shown previously, LoRA dominantly outperforms Compacter for Python and R. However, using the hyperparameters proposed by their authors, LoRA's increased performance comes at the cost of a larger trainable parameter budget and more computational resources. To compare their performance fairly, we modified the

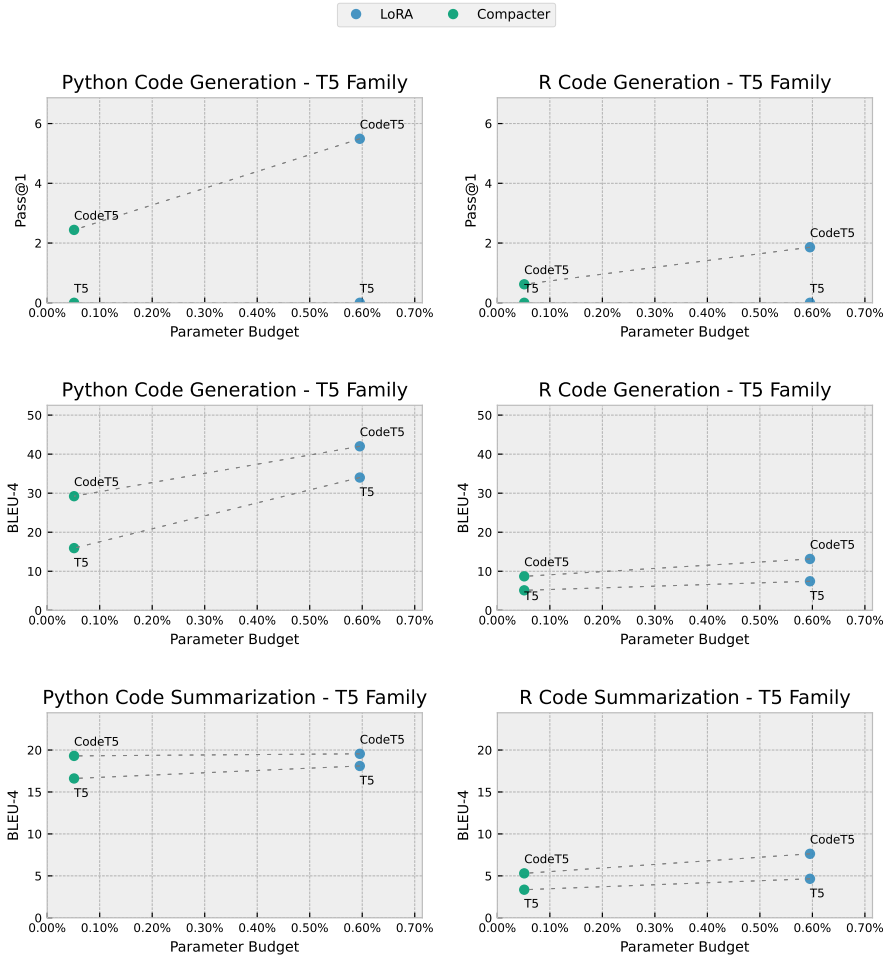


Fig. 3 Performance versus parameter budget of Compacter and LoRA for Python and R code generation and summarization tasks using the T5 family of models. BLEU-4 represents performance. The parameter budget is the percentage of trained parameters compared to the number of total parameters.

hyperparameters of both PEFT methods to reach the parameter budget of the other one. More specifically, in one scenario, we increased the parameter budget of Compacter to match the number of parameters used by LoRA, and in another, we decreased LoRA's parameters to become closer to the number of parameters of Compacter. In each case, we considered one of them as the baseline and the changed one as the modified one.

To achieve this, we used a higher *phm_rank* of 16 on Compacter (referred to as Compacter-large) to increase its trainable parameter budget to 1,254,592 and 8,921,152 on CodeT5 and CodeLlama, respectively, and a lower *r* of 1 on LoRA

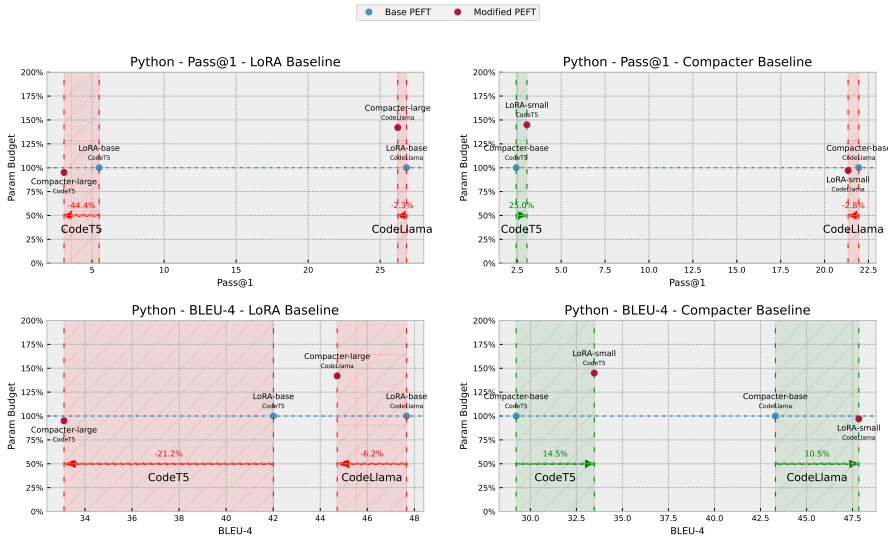


Fig. 4 Performance difference of LoRA and Compacter on CodeT5 and CodeLlama for Python code generation, with various parameter budgets. Performance is represented by Pass@1 (top) and BLEU-4 (bottom), with a left-pointing arrow and a red area indicating a decrease and a right-pointing arrow and a green area indicating an increase in performance compared to the baseline PEFT. The parameter budget on the y-axis is the ratio of trainable parameters compared to the number of the baseline’s trainable parameters.

(referred to as LoRA-small) to decrease its trainable parameter budget to 165,888 and 786,432 on CodeT5 and CodeLlama, respectively.

We note that even though these parameter budget sizes are not exactly the same as the baseline parameter budget sizes (i.e., LoRA and Compacter default configurations in previous studies), given that we control discrete hyperparameters, they are within an acceptable range of the baselines relative to the much larger parameter budget of their base models. Due to computational restrictions, we only conduct this experiment for the code generation task. However, as we use the BLEU metric in addition to Pass@1, the textual similarity comparisons are considered here.

The general pattern we observe is that PEFT methods with similar parameter budgets obtain comparable performance in terms of functional accuracy (i.e., Pass@1) for both Python (top plots on Fig. 4) and R (top plots on Fig. 5). Compacter-large on CodeT5 receives the highest performance drop compared to the baseline LoRA for Python and R, followed by LoRA-small on CodeLlama for R. The Pass@1 score changes are minimal in other settings.

In terms of textual similarity (i.e., BLEU-4), however, we observe that LoRA is more robust in different parameter budgets (bottom plots on Fig. 4 for Python and Fig. 5 for R). When scaled down, LoRA-small consistently outperforms the baseline Compacter on both models and both languages, while the baseline LoRA outperforms the up-scaled Compacter-large in all settings.

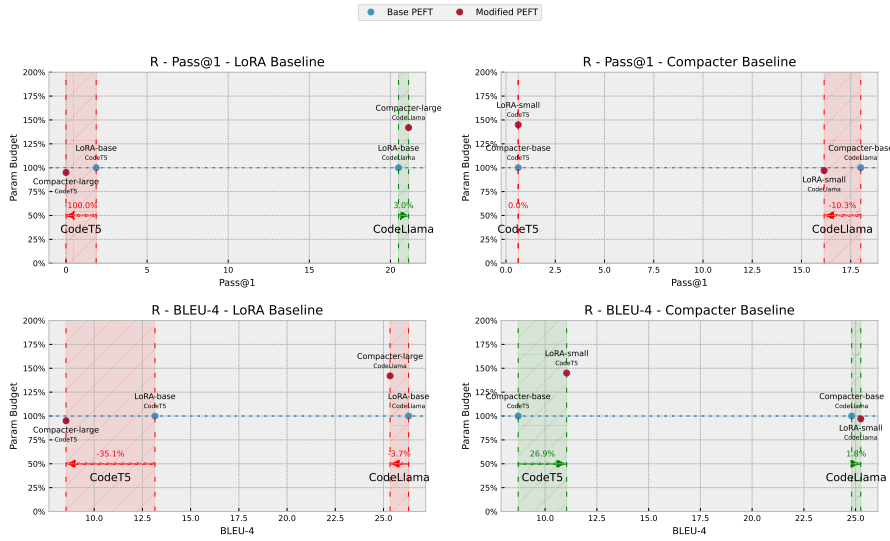


Fig. 5 Performance difference of LoRA and Compacter on CodeT5 and CodeLlama for R code generation, with various parameter budgets. Performance is represented by Pass@1 (top) and BLEU-4 (bottom), with a left-pointing arrow and a red area indicating a decrease and a right-pointing arrow and a green area indicating an increase in performance compared to the baseline PEFT. The parameter budget on the y-axis is the ratio of trainable parameters compared to the number of the baseline’s trainable parameters.

Overall, we notice that for functional accuracy, i.e., Pass@1, the number of trainable parameters outweighs the effect of the PEFT’s architecture. The architecture becomes more important for textual similarity, i.e., BLEU-4, where LoRA outperforms Compacter in similar parameter budgets.

5.3 Robustness

For code generation, we also assess the robustness of PEFT methods in code generation tasks. Recent work by Zhu et al. [77] highlights that LLMs are prone to errors when prompted with inputs containing plausible user errors such as typos or synonyms. This emphasizes the need to understand how PEFT strategies can affect such challenges in code generation tasks. To achieve this, we randomly select 100 samples from Python and R, representing both seen and unseen languages in our experiments. The description docstrings within these samples are manipulated to mimic textual errors, i.e., user typos and improper synonyms, using GPT-4o⁵. The prompt used to generate the modified samples and example original and modified prompts and their generations by each PEFT are present in Appendix A and B, respectively. We repeated the experiment three times and report the average scores in Table 5. By comparing the results obtained from these manipulated samples with their original format, we evaluate the robustness of Compacter and LoRA

⁵ <https://platform.openai.com/docs/models/gpt-4o>

PEFT	Python			R		
	Original	Modified	Change	Original	Modified	Change
<i>CodeT5</i>						
Compacter	11.99	11.21	-6.51% ↓	5.32	5.78	8.67% ↑
LoRA	41.36	37.84	-8.52% ↓	13.13	11.95	-8.94% ↓
<i>T5</i>						
Compacter	3.02	2.71	-10.47% ↓	4.22	4.08	-3.30% ↓
LoRA	33.45	31.74	-5.11% ↓	8.36	7.52	-9.97% ↓
<i>CodeLlama</i>						
Compacter	41.05	41.54	1.21% ↑	20.62	20.37	-1.19% ↓
LoRA	48.68	47.48	-2.47% ↓	24.79	22.65	-8.62% ↓
<i>Llama2</i>						
Compacter	40.13	37.98	-5.36% ↓	17.21	15.55	-9.67% ↓
LoRA	46.00	45.30	-1.53% ↓	20.93	20.01	-4.41% ↓

Table 5 The BLEU-4 score of all models fine-tuned using Compacter and LoRA for Python and R code generation tasks. The original column reports the BLEU-4 score across the unmodified 100 samples. The modified column reports the BLEU-4 score across the 100 samples modified to represent user typos and errors. The change column reports the change in the BLEU-4 score after modification.

when applied to the T5 and Llama family of models. In this experiment, we compare performance using the BLEU-4 score.

As illustrated in Table 5, LoRA suffers from textual errors on all models for both languages. The performance loss for R is larger compared to Python, suggesting that the unseenness of R can impact LoRA’s robustness. Notably, with LoRA, T5 and CodeT5 have the most performance decrease resulting from textual errors in R samples and Python samples, respectively. The Llama models have less performance decrease compared to the T5 models when using LoRA.

Compared to LoRA, Compacter tolerates textual errors better for both R and Python, in some cases even slightly surpassing the BLEU-4 score obtained by the original samples. In Python, textual errors do not impact the performance of any model fine-tuned with Compacter significantly. However, introducing textual errors to R samples results in a pattern where Compacter on code-LLMs, i.e., CodeT5 and CodeLlama, demonstrate strong robustness against these errors. On general-LLMs however, these textual errors can result in a notable performance drop. A similar pattern is observed for Compacter for Python, resulting in -1.4% performance drop or $+3.3\%$ performance increase when applied on CodeT5 and CodeLlama, respectively.

In summary, Compacter shows robustness in code generation when facing textual errors for all models, compared to LoRA. This observation might be due to having fewer parameters in Compacter, thus it can be less overfit to the data compared to LoRA. However, finding the exact reason requires a separate experiment, which is out of the scope of this study.

5.4 Qualitative Study on Code Summarization Quality

To further analyze the results obtained from the code summarization tasks by LoRA and Compacter, we conducted a qualitative analysis of the quality of the generated

PEFT	Python				R			
	I	R	F	Average	I	R	F	Average
<i>CodeT5</i>								
LoRA	3.89	4.17	4.65	4.24	2.89	3.2	4.15	3.41
Compacter	3.93	4.19	4.62	4.25	3.12	3.3	4.1	3.51
<i>CodeLlama</i>								
LoRA	4.18	4.36	4.63	4.39	3.55	3.54	4.06	3.72
Compacter	4.16	4.43	4.69	4.43	3.39	3.44	4.04	3.62
Ground Truth	4.68	4.43	4.35	4.49	4.14	3.69	4.01	3.95

Table 6 The average scores given by the evaluators for Informativeness (I), Relevance (R) and Fluency (F) for LoRA and Compacter on CodeT5 and CodeLlama for Python and R code summarization. The last row represents the same scores for the ground truth samples of each language. All scores are out of five, with **bold** indicating the highest value in each row per language.

summaries. For this task, we evaluated samples following the approach of previous studies [55, 57], where we randomly selected 100 samples from the test dataset for Python and R (other programming languages are eliminated due to resource restrictions), which contain the code, the ground truth and the generated summaries by the code-LLMs. Each sample is then ranked by two software engineers who are proficient in both programming languages according to three criteria based on a Likert scale of one to five for each criterion, where five is the highest. The criteria are as follows:

- Informativeness (I), scores the comments according to covering the key aspects of code.
- Relevance (R), evaluates the consistency of the details in the comments compared to code.
- Fluency (F), scores the fluency of the comments in English, considering if the sentences are well written and are grammatically correct.

Table 6 represents the obtained scores across the three metrics for LoRA and Compacter on CodeLlama and CodeT5. The average score of both PEFT methods and both models are close to the ground truth, being slightly higher for CodeLlama. Among the three metrics, Informativeness is lower than other scores (R and F) for both Compacter and LoRA compared to the ground truth. Among the two models, CodeLlama has higher scores for all three metrics. Comparing Compacter and LoRA, we observe mixed results. On CodeT5, Compacter has higher scores in I and R, for both Python and R. However, on CodeLlama, LoRA has better scores in all three aspects for R but slightly lags behind Compacter in R and F for Python. Overall, both PEFT approaches have scores close to each other, especially for CodeLlama.

For both PEFT methods on both base models, we observe a higher Fluency score compared to their respective ground truths, which may be due to the fact that these models have been pre-trained on large corpora of highly fluent data (in terms of grammar, punctuation and structure). Beyond the small differences in scores, both PEFT methods are capable of reaching the performance of the relatively large CodeLlama on the much smaller CodeT5 model, suggesting adequate knowledge transfer on small code-LLMs for both Python and R. For the R dataset,

Category	LoRA				Compacter			
	Structure	Naming	Readability	Total	Structure	Naming	Readability	Total
<i>Python</i>								
Passed	4.98	4.95	4.68	14.61	4.93	4.98	4.83	14.74
Failed	5.00	4.95	4.35	14.30	4.68	4.73	4.85	14.26
Average	4.99	4.95	4.51	14.46	4.80	4.86	4.84	14.50
<i>R</i>								
Passed	4.95	4.95	4.50	14.40	4.98	4.93	4.83	14.74
Failed	4.93	4.98	4.60	14.51	4.68	4.98	4.68	14.34
Average	4.94	4.96	4.55	14.45	4.83	4.96	4.75	14.54
<i>Average</i>								
Passed & Failed	4.96	4.96	4.53	14.45	4.82	4.91	4.80	14.52

Table 7 The average structure, naming and readability (out of five) and the total scores (out of 15) of LoRA and Compacter on CodeLlama for *Passed* (i.e., samples that pass unit tests) and *Failed* (i.e., samples that fail unit tests but are syntax error-free) for Python and R styling quality survey, reported by the participants. **Bold** in the total column indicates the highest score per row. The last row represents the average scores across *Passed* and *Failed* Python and R samples (i.e., average scores across both languages and categories).

it is notable that the ground truth evaluations are around 4, out of 5, for all three aspects of informativeness, relevance, and fluency. This indicates that the quality of the datasets needs to be improved for R.

5.5 Qualitative Study on Styling Rules

While the HumanEval benchmark has unit tests assessing the correctness of the generated code, it is incapable of assessing the styling rules of generated code. Following previous work [9], we will create one styling rubric for R and one for Python (other programming languages are omitted due to resource limitations) to assess the capabilities of LoRA and Compacter in adhering to the best practices established by the software engineering communities. These rubrics contain three categories of rules based on Google’s styling guidelines for R, and PEP 8 styling guidelines for Python.

- code structure and cleanliness pertaining to the proper use of indentation, new lines, commenting and function definition,
- naming convention pertaining to appropriate naming of code constructs such as variables, functions, and
- code readability and best practices pertaining to the adoption of defined best practices such as usage of white spaces around operators.

Every category of rules will have an impact score on a scale of one to five according to the aforementioned guidelines. During the evaluation process, each code sample will receive a negative penalty for violating any of the rules in its corresponding rubric, based on the rule’s impact score. Finally, the styling rating of each sample will be computed based on the accumulated penalties assigned to it. Rubrics we employed in this study are available in Appendix C.

This evaluation is conducted manually by two software engineers proficient in R and Python on 160 randomly selected samples. The samples are chosen from HumanEval problems (i.e., unseen samples) to eliminate models' styling bias towards their training dataset. Upon initial processing, we observed that only CodeLlama is capable of generating code samples adequate for styling analysis, among which many do not pass as valid Python or R code snippets. To this end, we only evaluate samples generated by CodeLlama that have either passed their tests successfully or have failed them only due to logical errors (i.e., samples are syntactically correct). We separately evaluate the passed samples, named "*Passed*", and the failed samples, named "*Failed*", to maintain fairness in evaluation, as the performance of the model in terms of functional accuracy may affect the styling quality of the generated code snippets. The inter-rater agreement among the two evaluators using Cohen-Kappa score [41] is 0.71, which shows a high agreement among the two raters.

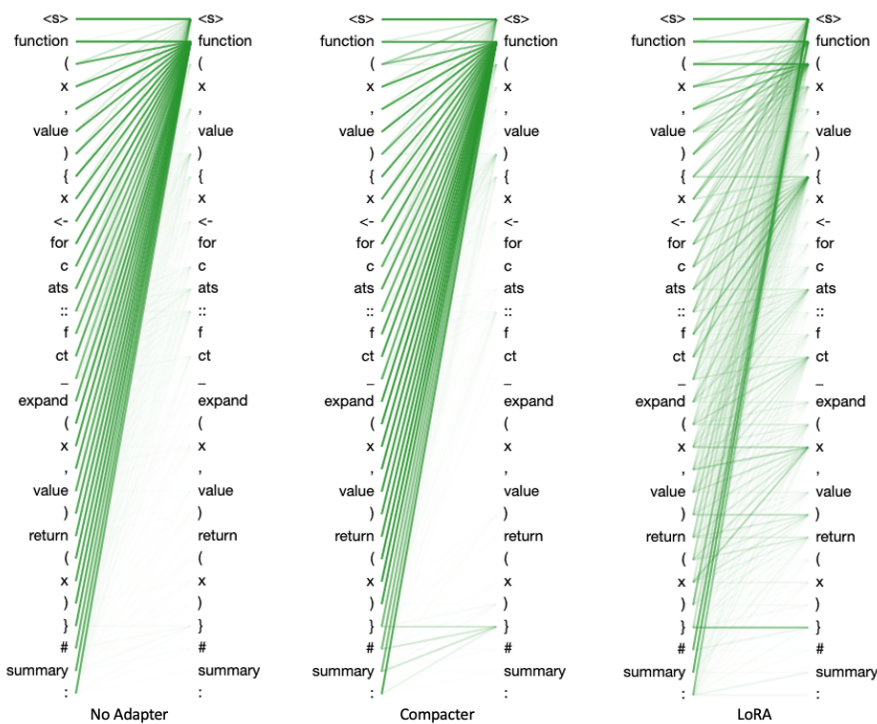


Fig. 6 Attention map of CodeLlama to the input sequence on an example R function, with zero-shot setting ("No Adapter" in the plot), compared to the fine-tuned version of CodeLlama with Compacter and LoRA.

As shown in Table 7, while both PEFT methods follow the targeted styling rules very closely, overall Compacter tends to produce higher quality code in terms of styling rules for both the seen language (i.e., Python) and the unseen language (i.e.,

R)—see last row of Table 7. Notably, however, LoRA exhibits better adherence to the styling rules when producing code that fails their unit tests (i.e., *Failed* samples). The overall high styling quality of generations produced by both PEFT methods may be due to the fact that the code samples in their training data already follow these rules, enabling both PEFT methods to generate code with the learned style.

5.6 Attention Changes

Following previous works [54], we highlight the attention change on an R code generation sample in the last transformer block of CodeLlama in the zero-shot setting and after fine-tuning with LoRA and Compacter in Fig. 6. We utilize Bertviz⁶ to visualize the attention changes.

The attention map of the zero-shot CodeLlama (left plot of Fig. 6) suggests that the model mainly attends to the `<S>` and `function` tokens, without any significant attention to other tokens that construct the R code snippet. In contrast, both Compacter (middle plot of Fig. 6) and LoRA (right plot of Fig. 6) better attend to other tokens. Furthermore, we observe a large difference between the attention map of LoRA and Compacter, with the former attending to a more diverse set of important code tokens.

This difference in attention is aligned with the observed performance of these PEFT methods. However, the influence of attention map diversity and the performance exhibit a weak association; even though Compacter’s attention map is closer to the zero-shot model, its performance is more comparable with LoRA’s.

6 Related Work

In this section, we review the works that study PEFT methods in Natural Language Processing and Software Engineering research.

6.1 PEFT Studies in Natural Language Processing

He et al. [22] conducted a comparative analysis of adapter-based fine-tuning and full fine-tuning across a diverse range of NLP tasks and datasets. Their findings highlighted several key observations. They found out that adapter-based tuning showcased superior performance in zero-shot cross-lingual tasks, and it exhibited higher stability and better generalization capabilities. Additionally, in scenarios requiring monolingual adaptation, adapter-based tuning demonstrated better outcomes in low-resource settings, particularly in more domain-specific tasks. Ding et al. [17] carried out extensive experiments involving numerous language models and various PEFT methods, including Adapters [24], LoRA [25], and Prefix-Tuning [31], as well as their combination on a single model. Their study encompassed over 100 NLP tasks, examining these methods’ performance, knowledge

⁶ <https://github.com/jessevig/bertviz>

transferability, and scalability. Lialin et al. [34] provided a detailed analysis of diverse PEFT methods introduced in recent years, categorizing them into three major classes: Addition-based, Selective-based, and Reparametrization-based. They conducted comparative assessments of these methods concerning storage efficiency, memory efficiency, computational efficiency, accuracy, and inference overhead.

6.2 PEFT Studies in Software Engineering

Goel et al. [20] was among the first to study adapters, a specific technique of PEFT, in software engineering. They used bottleneck adapters and assessed their capabilities for knowledge transfer from natural language models to code tasks. They extended the work in [54] to other software engineering tasks and code-LLM and showed that by using adapters, the model performance increases or is on par with fully fine-tuning results for the studied languages and tasks. Liu et al. [36] conducted an empirical study of PEFT methods for code summarization among other tasks using several encoder-only and encoder-decoder code-LLMs, including CodeBERT [18] and CodeT5 [68]. They investigated the effect of the number of trainable parameters on LoRA, adapter and two other PEFT methods, and their performance on low-resource, cross-lingual, and cross-projects.

Weysow et al. [71] investigated LoRA, IA³ and Prompt Tuning [28] when applied to code-LLMs for code generation. Their primary emphasis lies in evaluating the benefits of PEFT methods when employed in large language models versus small language models. Additionally, they conducted a comparison between the performance of LLMs when combined with PEFT and In-Context Learning and provided more insights into the results. Wang et al. [66] empirically evaluated various prompt tuning techniques for code intelligent tasks. They analyzed CodeBERT [18] and CodeT5 [68], fully fine-tuned and with prompt tuning, for defect prediction, code summarization, and code translation in terms of accuracy and data efficiency.

Li et al. [29] evaluated fine-tuning of general-LLMs and code-LLMs including T5 and CodeT5 fine-tuned with several PEFT techniques such as LoRA, Housby [24] and Pfeiffer [45] adapters for clone and defect detection and code search and translation. They additionally analyzed the GPU usage and training time of these PEFT methods on the evaluated tasks. In their empirical study, Storhaug and Li [61] focused on unit test generation using CodeGen [42], StarCoder [30] and CodeLlama [52] family of models fine-tuned with LoRA, IA³ and prompt tuning, and report that LoRA outperforms other studied PEFT methods, even surpassing full fine-tuning in some cases.

Though there are many studies using PEFT methods for code-related tasks, PEFT methods are under-researched in the low-resource domain and particularity for R. Nevertheless, Cassano et al. [9] proposed a novel technique to fine-tune LLMs on low-resource languages by generating semi-synthetic data from high-resource languages and leveraging LLM-generated unit tests. Using their approach, they evaluated the StarCoder and CodeLlama models on several low-resource lan-

guages including R before and after fine-tuning them on their datasets. Chen et al. [10] explored the transferability of several high-resource and low-resource languages for clone detection, error detection, solution domain classification and code repair using CodeT5. Building on their findings, they proposed a method to detect the best combination of source and target programming languages for knowledge transfer. Though these works are related to low-resource languages, they do not study PEFT approaches.

The styling quality of LLM-generated code is relatively under-explored, particularly for PEFT methods and low-resource languages such as R. Shivashankar and Martini [59] conduct an in-depth study on Python code quality generated by various language models, including language models fine-tuned with QLoRA [15].

Differences between our work and the current literature.

The number of studies on PEFT approaches in software engineering is limited. With the advent of newer PEFT approaches, and large language models with billions of parameters, there is still a gap in understanding which of the NLP techniques can be applied to code, and to what extent. Though some of our proposed PEFT methods, target tasks, and LLMs have been used separately in previous works, our proposed study is novel and different in the following aspects.

First, to the best of our knowledge, no work delves into a direct comparison of the applicability of PEFT methods on code summarization and generation when applied to a diverse range of open-source code-LLMs and general-LLMs, including large-scale decoder-only models and relatively smaller encoder-decoder models. Open-source LLMs gained increased attention from the research community as they are accessible and provide opportunities for various research such as training the models, rather than just using the models. Therefore, we consider investigating open-source models an important aspect of our study.

Second, while Compacter is investigated by other works [26, 72] in natural language, its application in the software engineering domain remains unknown. As far as we are aware, we are the first to employ and examine Compacter in software engineering. Finally, employing PEFT for knowledge transfer to low-resource programming languages in software engineering is under-explored. R in particular, is a low-resource language that has not been studied in this domain before.

7 Threats to Validity

Internal Threats. An internal threat can be associated with our chosen data types and quantization configuration for training and testing models. Since we conduct a comparative analysis and use identical settings for LoRA and Compacter, we avoid this threat in their case. For IA³, we minimize the effect by only reporting its performance metrics and omitting it from further experiments in section 5.

Hyperparameters and implementation could be the cause of another internal threat. We resort to the default hyperparameters of libraries and those employed by the authors of each PEFT method as the same best practice hyperparameters, in addition to exploring LoRA and Compacter's effectiveness with different hyperparameters in section 5, and utilize greedy decoding to report deterministic and

reproducible results. Given that implementation is out of this paper’s scope, we resort to the implementations provided by well-established HuggingFace’s peft [40] and AdapterHub [47] libraries.

Another potential threat could be related to the evaluation of RQ3, where we assess the models’ performance on the *unseen* programming language, R. We have investigated the *unseenness* by referring to the original papers of the selected models. CodeT5 has released its training data and R is not included in that dataset. Though the training dataset of CodeLlama is not public, the list of programming languages used in its training is available and R is not among them. So the threat related to R being seen during the pre-training of the models is alleviated.

The final internal threat revolves around analyzing the GPU memory utilization of the PEFT methods by measuring their peak memory usage, as libraries’ internal implementations and functionalities such as caching mechanisms and periodical evaluation phases can introduce misleading momentary memory usage peaks. To alleviate this threat, we have taken measures to disable such functionalities. Additionally, for all models, we have confirmed the correctness of peak memory usage by comparing them against the average of periodical memory usage measurements during their training.

External Threats. This threat is related to the generalization of the results. We have conducted experiments for code summarization and code generation, two families of models, T5 and Llama, using IA³, Compacter, and LoRA and unseen language R. Though we conducted several experiments, the results might not be applicable to other programming languages and PEFT methods, or other code-related tasks.

Construct Threats. One threat can be our choice of models. We mitigate this threat by selecting models from a wide range of sizes, architecture and modalities (i.e., code and natural language LLMs) that are commonly employed in similar studies of language models in software engineering. Moreover, we omit specialized models (e.g., instruction-tuned models) and avoid prompt engineering practices to mitigate the confounding effects of prompting format on the effectiveness of PEFT methods.

Not opting to fully fine-tune the Llama family of models as baselines can be another threat. Given the substantial resources required, fully fine-tuning these models was not within our capabilities. We opt to use these models in zero-shot settings to minimize this threat, which is a common practice of leveraging large pre-trained LLMs in the literature.

A common construct threat in this domain is misrepresenting the overall performance of LLMs or PEFT methods by purely comparing metrics such as BLEU-4, CodeBLEU and Pass@k. We avoid this threat by clarifying how we applied each method and separately reporting these methods when available. Additionally, we perform a set of qualitative studies to shed light on other capability aspects of PEFT methods.

Conclusion Threats. Finally, the lack of sufficient experiment repetition can be considered a threat. Due to the significantly high number of experiments in this study, their resource cost and negative environmental side-effects, we avoided performing multiple runs of each fine-tuning. To mitigate this effect, however, we

establish the significance of the results through inferential statistical tests, detailed in section 3. We also conducted several other experiments including manual evaluation and robustness to ensure the reliability of the results.

8 Conclusion and Future Works

In this study, we presented an empirical comparison of PEFT methods within the domain of software engineering, employing a variety of foundational models, including code-specific and natural language LLMs. Our analysis encompasses the performance evaluation of each model augmented with distinct PEFT methods across six prevalent programming languages, accompanied by a comprehensive discussion of their effectiveness with different parameter budgets and their generation's characteristics. Furthermore, we explore the PEFT methods' efficacy when applied to a programming language that was not included during the training phase, R in our case, to evaluate their performance in transferring knowledge to low-resource domains. This multifaceted analysis provides valuable insights into the adaptability and performance of PEFT methods in scenarios involving previously unseen programming languages, contributing to a deeper understanding of their practical applicability in software engineering contexts. Future lines of research include an in-depth analysis of the characteristics of PEFT methods' architectures in software engineering to introduce more effective methods for code-related tasks as well as exploiting current techniques for automatic tools to support code generation and other code-related tasks in R.

Data Availability Statement

We include all scripts and tooling used to obtain the results in our GitHub repository.⁷

Conflict of Interest

The authors declare that they have no conflict of interest.

References

1. Armen Aghajanyan, Sonal Gupta, and Luke Zettlemoyer. Intrinsic dimensionality explains the effectiveness of language model fine-tuning. In Chengqing Zong, Fei Xia, Wenjie Li, and Roberto Navigli, editors, *Proceedings of the 59th Annual Meeting of the Association for Computational Linguistics and the 11th International Joint Conference on Natural Language Processing (Volume 1:*

⁷ https://github.com/Amirresm/empirical_peft_suite

- Long Papers*), pages 7319–7328, Online, August 2021. Association for Computational Linguistics. doi: 10.18653/v1/2021.acl-long.568. URL <https://aclanthology.org/2021.acl-long.568>.
2. Wasi Ahmad, Saikat Chakraborty, Baishakhi Ray, and Kai-Wei Chang. Unified pre-training for program understanding and generation. In Kristina Toutanova, Anna Rumshisky, Luke Zettlemoyer, Dilek Hakkani-Tur, Iz Beltagy, Steven Bethard, Ryan Cotterell, Tanmoy Chakraborty, and Yichao Zhou, editors, *Proceedings of the 2021 Conference of the North American Chapter of the Association for Computational Linguistics: Human Language Technologies*, pages 2655–2668, Online, June 2021. Association for Computational Linguistics. doi: 10.18653/v1/2021.naacl-main.211. URL <https://aclanthology.org/2021.naacl-main.211>.
 3. Wasi Uddin Ahmad, Saikat Chakraborty, Baishakhi Ray, and Kai-Wei Chang. A transformer-based approach for source code summarization. *ArXiv*, abs/2005.00653, 2020. URL <https://api.semanticscholar.org/CorpusID:218486987>.
 4. Neel Alex, Eli Lifland, Lewis Tunstall, Abhishek Thakur, Pegah Maham, C. Jess Riedel, Emmie Hine, Carolyn Ashurst, Paul Sedille, Alexis Carlier, Michael Noetel, and Andreas Stuhlmüller. Raft: A real-world few-shot text classification benchmark. *ArXiv*, abs/2109.14076, 2021. URL <https://api.semanticscholar.org/CorpusID:238215290>.
 5. Jacob Austin, Augustus Odena, Maxwell Nye, Maarten Bosma, Henryk Michalewski, David Dohan, Ellen Jiang, Carrie J. Cai, Michael Terry, Quoc V. Le, and Charles Sutton. Program synthesis with large language models. *ArXiv*, abs/2108.07732, 2021. URL <https://api.semanticscholar.org/CorpusID:237142385>.
 6. Elad Ben Zaken, Yoav Goldberg, and Shauli Ravfogel. BitFit: Simple parameter-efficient fine-tuning for transformer-based masked language-models. In Smaranda Muresan, Preslav Nakov, and Aline Villavicencio, editors, *Proceedings of the 60th Annual Meeting of the Association for Computational Linguistics (Volume 2: Short Papers)*, pages 1–9, Dublin, Ireland, May 2022. Association for Computational Linguistics. doi: 10.18653/v1/2022.acl-short.1. URL <https://aclanthology.org/2022.acl-short.1>.
 7. Tom Brown, Benjamin Mann, Nick Ryder, Melanie Subbiah, Jared D Kaplan, Prafulla Dhariwal, Arvind Neelakantan, Pranav Shyam, Girish Sastry, Amanda Askell, Sandhini Agarwal, Ariel Herbert-Voss, Gretchen Krueger, Tom Henighan, Rewon Child, Aditya Ramesh, Daniel Ziegler, Jeffrey Wu, Clemens Winter, Chris Hesse, Mark Chen, Eric Sigler, Mateusz Litwin, Scott Gray, Benjamin Chess, Jack Clark, Christopher Berner, Sam McCandlish, Alec Radford, Ilya Sutskever, and Dario Amodei. Language models are few-shot learners. In H. Larochelle, M. Ranzato, R. Hadsell, M.F. Balcan, and H. Lin, editors, *Advances in Neural Information Processing Systems*, volume 33, pages 1877–1901. Curran Associates, Inc., 2020. URL https://proceedings.neurips.cc/paper_files/paper/2020/file/1457c0d6bfc4967418bfb8ac142f64a-Paper.pdf.

8. Federico Cassano, John Gouwar, Daniel Nguyen, Sydney Nguyen, Luna Phipps-Costin, Donald Pinckney, Ming-Ho Yee, Yangtian Zi, Carolyn Jane Anderson, Molly Q Feldman, Arjun Guha, Michael Greenberg, and Abhinav Jangda. MultiPL-E: A Scalable and Polyglot Approach to Benchmarking Neural Code Generation. *IEEE Transactions on Software Engineering*, 49(07): 3675–3691, July 2023. ISSN 1939-3520. doi: 10.1109/TSE.2023.3267446. URL <https://doi.ieeecomputersociety.org/10.1109/TSE.2023.3267446>.
9. Federico Cassano, John Gouwar, Francesca Lucchetti, Claire Schlesinger, Carolyn Jane Anderson, Feldman, Molly Q, Michael Greenberg, Jangda, Abhinav, and Guha, Arjun. Knowledge Transfer from High-Resource to Low-Resource Programming Languages for Code LLMs. *Proceedings of the ACM on Programming Languages (PACMPL)*, 8(OOPSLA), 2024.
10. Fuxiang Chen, Fatemeh H. Fard, David Lo, and Timofey Bryksin. On the transferability of pre-trained language models for low-resource programming languages. In *Proceedings of the 30th IEEE/ACM International Conference on Program Comprehension, ICPC '22*, page 401–412, New York, NY, USA, 2022. Association for Computing Machinery. ISBN 9781450392983. doi: 10.1145/3524610.3527917. URL <https://doi.org/10.1145/3524610.3527917>.
11. Guanzheng Chen, Fangyu Liu, Zaiqiao Meng, and Shangsong Liang. Revisiting parameter-efficient tuning: Are we really there yet? In Yoav Goldberg, Zornitsa Kozareva, and Yue Zhang, editors, *Proceedings of the 2022 Conference on Empirical Methods in Natural Language Processing*, pages 2612–2626, Abu Dhabi, United Arab Emirates, December 2022. Association for Computational Linguistics. doi: 10.18653/v1/2022.emnlp-main.168. URL <https://aclanthology.org/2022.emnlp-main.168>.
12. Mark Chen, Jerry Tworek, Heewoo Jun, Qiming Yuan, Henrique Ponde, Jared Kaplan, Harrison Edwards, Yura Burda, Nicholas Joseph, Greg Brockman, Alex Ray, Raul Puri, Gretchen Krueger, Michael Petrov, Heidy Khlaaf, Girish Sastry, Pamela Mishkin, Brooke Chan, Scott Gray, Nick Ryder, Mikhail Pavlov, Alethea Power, Lukasz Kaiser, Mohammad Bavarian, Clemens Winter, Philippe Tillet, Felipe Petroski Such, David W. Cummings, Matthias Plappert, Fotios Chantzis, Elizabeth Barnes, Ariel Herbert-Voss, William H. Guss, Alex Nichol, Igor Babuschkin, S. Arun Balaji, Shantanu Jain, Andrew Carr, Jan Leike, Joshua Achiam, Vedant Misra, Evan Morikawa, Alec Radford, Matthew M. Knight, Miles Brundage, Mira Murati, Katie Mayer, Peter Welinder, Bob McGrew, Dario Amodei, Sam McCandlish, Ilya Sutskever, and Wojciech Zaremba. Evaluating large language models trained on code. *ArXiv*, abs/2107.03374, 2021. URL <https://api.semanticscholar.org/CorpusID:235755472>.
13. Aakanksha Chowdhery, Sharan Narang, Jacob Devlin, Maarten Bosma, Gaurav Mishra, Adam Roberts, Paul Barham, Hyung Won Chung, Charles Sutton, Sebastian Gehrmann, Parker Schuh, Kensen Shi, Sasha Tsvyashchenko, Joshua Maynez, Abhishek Rao, Parker Barnes, Yi Tay, Noam M. Shazeer, Vinodkumar Prabhakaran, Emily Reif, Nan Du, Benton C. Hutchinson, Reiner Pope, James Bradbury, Jacob Austin, Michael Isard, Guy Gur-Ari, Pengcheng Yin, Toju Duke, Anselm Levskaya, Sanjay Ghemawat, Sunipa Dev, Henryk Michalewski, Xavier García, Vedant Misra, Kevin Robinson, Liam Fedus,

- Denny Zhou, Daphne Ippolito, David Luan, Hyeontaek Lim, Barret Zoph, Alexander Spiridonov, Ryan Sepassi, David Dohan, Shivani Agrawal, Mark Omernick, Andrew M. Dai, Thanumalayan Sankaranarayana Pillai, Marie Pellat, Aitor Lewkowycz, Erica Moreira, Rewon Child, Oleksandr Polozov, Katherine Lee, Zongwei Zhou, Xuezhi Wang, Brennan Saeta, Mark Díaz, Orhan Firat, Michele Catasta, Jason Wei, Kathleen S. Meier-Hellstern, Douglas Eck, Jeff Dean, Slav Petrov, and Noah Fiedel. Palm: Scaling language modeling with pathways. *J. Mach. Learn. Res.*, 24:240:1–240:113, 2022. URL <https://api.semanticscholar.org/CorpusID:247951931>.
14. Andrew M Dai and Quoc V Le. Semi-supervised sequence learning. In C. Cortes, N. Lawrence, D. Lee, M. Sugiyama, and R. Garnett, editors, *Advances in Neural Information Processing Systems*, volume 28. Curran Associates, Inc., 2015. URL https://proceedings.neurips.cc/paper_files/paper/2015/file/7137debd45ae4d0ab9aa953017286b20-Paper.pdf.
 15. Tim Dettmers, Artidoro Pagnoni, Ari Holtzman, and Luke Zettlemoyer. QLoRA: Efficient finetuning of quantized LLMs. In *Thirty-seventh Conference on Neural Information Processing Systems*, 2023. URL <https://openreview.net/forum?id=OUIFPHEgJU>.
 16. Jacob Devlin, Ming-Wei Chang, Kenton Lee, and Kristina Toutanova. Bert: Pre-training of deep bidirectional transformers for language understanding. In *North American Chapter of the Association for Computational Linguistics*, 2019. URL <https://api.semanticscholar.org/CorpusID:52967399>.
 17. Ning Ding, Yujia Qin, Guang Yang, Fuchao Wei, Zonghan Yang, Yusheng Su, Shengding Hu, Yulin Chen, Chi-Min Chan, Weize Chen, et al. Parameter-efficient fine-tuning of large-scale pre-trained language models. *Nature Machine Intelligence*, 5(3):220–235, 2023.
 18. Zhangyin Feng, Daya Guo, Duyu Tang, Nan Duan, Xiaocheng Feng, Ming Gong, Linjun Shou, Bing Qin, Ting Liu, Daxin Jiang, and Ming Zhou. CodeBERT: A pre-trained model for programming and natural languages. In Trevor Cohn, Yulan He, and Yang Liu, editors, *Findings of the Association for Computational Linguistics: EMNLP 2020*, pages 1536–1547, Online, November 2020. Association for Computational Linguistics. doi: 10.18653/v1/2020.findings-emnlp.139. URL <https://aclanthology.org/2020.findings-emnlp.139>.
 19. Michael Fu, Chakkrit Tantithamthavorn, Trung Le, Van Nguyen, and Dinh Phung. Vulrepair: A t5-based automated software vulnerability repair. In *Proceedings of the 30th ACM Joint European Software Engineering Conference and Symposium on the Foundations of Software Engineering*, ESEC/FSE 2022, page 935–947, New York, NY, USA, 2022. Association for Computing Machinery. ISBN 9781450394130. doi: 10.1145/3540250.3549098. URL <https://doi.org/10.1145/3540250.3549098>.
 20. Divyam Goel, Ramansh Grover, and Fatemeh H Fard. On the cross-modal transfer from natural language to code through adapter modules. In *Proceedings of the 30th IEEE/ACM International Conference on Program Comprehension*, pages 71–81, 2022.

21. Daya Guo, Shuo Ren, Shuai Lu, Zhangyin Feng, Duyu Tang, Shujie Liu, Long Zhou, Nan Duan, Jian Yin, Daxin Jiang, and M. Zhou. Graphcodebert: Pre-training code representations with data flow. *ArXiv*, abs/2009.08366, 2020. URL <https://api.semanticscholar.org/CorpusID:221761146>.
22. Ruidan He, Linlin Liu, Hai Ye, Qingyu Tan, Bosheng Ding, Liying Cheng, Jiawei Low, Lidong Bing, and Luo Si. On the effectiveness of adapter-based tuning for pretrained language model adaptation. In Chengqing Zong, Fei Xia, Wenjie Li, and Roberto Navigli, editors, *Proceedings of the 59th Annual Meeting of the Association for Computational Linguistics and the 11th International Joint Conference on Natural Language Processing (Volume 1: Long Papers)*, pages 2208–2222, Online, August 2021. Association for Computational Linguistics. doi: 10.18653/v1/2021.acl-long.172. URL <https://aclanthology.org/2021.acl-long.172>.
23. Lars St hle and Svante Wold. Analysis of variance (anova). *Chemometrics and Intelligent Laboratory Systems*, 6(4):259–272, 1989. ISSN 0169-7439. doi: [https://doi.org/10.1016/0169-7439\(89\)80095-4](https://doi.org/10.1016/0169-7439(89)80095-4). URL <https://www.sciencedirect.com/science/article/pii/0169743989800954>.
24. Neil Houlsby, Andrei Giurgiu, Stanislaw Jastrzebski, Bruna Morrone, Quentin De Laroussilhe, Andrea Gesmundo, Mona Attariyan, and Sylvain Gelly. Parameter-efficient transfer learning for nlp. In *International Conference on Machine Learning*, pages 2790–2799. PMLR, 2019.
25. Edward J Hu, yelong shen, Phillip Wallis, Zeyuan Allen-Zhu, Yanzhi Li, Shean Wang, Lu Wang, and Weizhu Chen. LoRA: Low-rank adaptation of large language models. In *International Conference on Learning Representations, 2022*. URL <https://openreview.net/forum?id=nZeVKeeFYf9>.
26. Ting Hu, Christoph Meinel, and Haojin Yang. Scaled prompt-tuning for few-shot natural language generation. *ArXiv*, abs/2309.06759, 2023. URL <https://api.semanticscholar.org/CorpusID:261705827>.
27. Hamel Husain, Hongqiu Wu, Tiferet Gazit, Miltiadis Allamanis, and Marc Brockschmidt. Codesearchnet challenge: Evaluating the state of semantic code search. *ArXiv*, abs/1909.09436, 2019. URL <https://api.semanticscholar.org/CorpusID:202712680>.
28. Brian Lester, Rami Al-Rfou, and Noah Constant. The power of scale for parameter-efficient prompt tuning. In Marie-Francine Moens, Xuanjing Huang, Lucia Specia, and Scott Wen-tau Yih, editors, *Proceedings of the 2021 Conference on Empirical Methods in Natural Language Processing*, pages 3045–3059, Online and Punta Cana, Dominican Republic, November 2021. Association for Computational Linguistics. doi: 10.18653/v1/2021.emnlp-main.243. URL <https://aclanthology.org/2021.emnlp-main.243>.
29. Guochang Li, Chen Zhi, Jialiang Chen, Junxiao Han, and Shuiguang Deng. A comprehensive evaluation of parameter-efficient fine-tuning on automated program repair. *CoRR*, abs/2406.05639, 2024. URL <https://doi.org/10.48550/arXiv.2406.05639>.
30. Raymond Li, Loubna Ben allal, Yangtian Zi, Niklas Muennighoff, Denis Kocetkov, Chenghao Mou, Marc Marone, Christopher Akiki, Jia LI, Jenny Chim, Qian Liu, Evgenii Zheltonozhskii, Terry Yue Zhuo, Thomas Wang, Olivier De-

- haene, Joel Lamy-Poirier, Joao Monteiro, Nicolas Gontier, Ming-Ho Yee, Logesh Kumar Umapathi, Jian Zhu, Ben Lipkin, Muhtasham Oblokulov, Zhiruo Wang, Rudra Murthy, Jason T Stillerman, Siva Sankalp Patel, Dmitry Abulkhanov, Marco Zocca, Manan Dey, Zhihan Zhang, Urvashi Bhattacharyya, Wenhao Yu, Sasha Luccioni, Paulo Villegas, Fedor Zhdanov, Tony Lee, Nadav Timor, Jennifer Ding, Claire S Schlesinger, Hailey Schoelkopf, Jan Ebert, Tri Dao, Mayank Mishra, Alex Gu, Carolyn Jane Anderson, Brendan Dolan-Gavitt, Danish Contractor, Siva Reddy, Daniel Fried, Dzmitry Bahdanau, Yacine Jernite, Carlos Muñoz Ferrandis, Sean Hughes, Thomas Wolf, Arjun Guha, Leandro Von Werra, and Harm de Vries. Starcoder: may the source be with you! *Transactions on Machine Learning Research*, 2023. ISSN 2835-8856. URL <https://openreview.net/forum?id=KoF0g41haE>. Reproducibility Certification.
31. Xiang Lisa Li and Percy Liang. Prefix-tuning: Optimizing continuous prompts for generation. In Chengqing Zong, Fei Xia, Wenjie Li, and Roberto Navigli, editors, *Proceedings of the 59th Annual Meeting of the Association for Computational Linguistics and the 11th International Joint Conference on Natural Language Processing (Volume 1: Long Papers)*, pages 4582–4597, Online, August 2021. Association for Computational Linguistics. doi: 10.18653/v1/2021.acl-long.353. URL <https://aclanthology.org/2021.acl-long.353>.
 32. Xiaonan Li, Yeyun Gong, Yelong Shen, Xipeng Qiu, Hang Zhang, Bolun Yao, Weizhen Qi, Daxin Jiang, Weizhu Chen, and Nan Duan. Coderetriever: Unimodal and bimodal contrastive learning. *ArXiv*, abs/2201.10866, 2022. URL <https://api.semanticscholar.org/CorpusID:246285444>.
 33. Yujia Li, David Choi, Junyoung Chung, Nate Kushman, Julian Schrittwieser, Rémi Leblond, Tom Eccles, James Keeling, Felix Gimeno, Agustin Dal Lago, Thomas Hubert, Peter Choy, Cyprien de Masson d’Autume, Igor Babuschkin, Xinyun Chen, Po-Sen Huang, Johannes Welbl, Sven Gowal, Alexey Cherepanov, James Molloy, Daniel J. Mankowitz, Esme Sutherland Robson, Pushmeet Kohli, Nando de Freitas, Koray Kavukcuoglu, and Oriol Vinyals. Competition-level code generation with alphacode. *Science*, 378(6624):1092–1097, 2022. doi: 10.1126/science.abq1158. URL <https://www.science.org/doi/abs/10.1126/science.abq1158>.
 34. Vladislav Lialin, Vijeta Deshpande, Xiaowei Yao, and Anna Rumshisky. Scaling down to scale up: A guide to parameter-efficient fine-tuning, 2024. URL <https://arxiv.org/abs/2303.15647>.
 35. Haokun Liu, Derek Tam, Mohammed Muqeeth, Jay Mohta, Tenghao Huang, Mohit Bansal, and Colin A Raffel. Few-shot parameter-efficient fine-tuning is better and cheaper than in-context learning. *Advances in Neural Information Processing Systems*, 35:1950–1965, 2022.
 36. J. Liu, C. Sha, and X. Peng. An empirical study of parameter-efficient fine-tuning methods for pre-trained code models. In *2023 38th IEEE/ACM International Conference on Automated Software Engineering (ASE)*, pages 397–408, Los Alamitos, CA, USA, sep 2023. IEEE Computer Society. doi: 10.1109/ASE56229.2023.00125. URL <https://doi.ieeecomputersociety.org/10.1109/ASE56229.2023.00125>.

37. Yinhan Liu, Myle Ott, Naman Goyal, Jingfei Du, Mandar Joshi, Danqi Chen, Omer Levy, Mike Lewis, Luke Zettlemoyer, and Veselin Stoyanov. Roberta: A robustly optimized BERT pretraining approach. *CoRR*, abs/1907.11692, 2019. URL <http://arxiv.org/abs/1907.11692>.
38. Shuai Lu, Daya Guo, Shuo Ren, Junjie Huang, Alexey Svyatkovskiy, Ambrosio Blanco, Colin Clement, Dawn Drain, Daxin Jiang, Duyu Tang, Ge Li, Lidong Zhou, Linjun Shou, Long Zhou, Michele Tufano, MING GONG, Ming Zhou, Nan Duan, Neel Sundaresan, Shao Kun Deng, Shengyu Fu, and Shujie LIU. CodeXGLUE: A machine learning benchmark dataset for code understanding and generation. In *Thirty-fifth Conference on Neural Information Processing Systems Datasets and Benchmarks Track (Round 1)*, 2021. URL <https://openreview.net/forum?id=61E4dQXaUcb>.
39. Rabeeh Karimi Mahabadi, James Henderson, and Sebastian Ruder. Compacter: Efficient low-rank hypercomplex adapter layers. In A. Beygelzimer, Y. Dauphin, P. Liang, and J. Wortman Vaughan, editors, *Advances in Neural Information Processing Systems*, 2021. URL <https://openreview.net/forum?id=bqGK5PyI6-N>.
40. Sourab Mangrulkar, Sylvain Gugger, Lysandre Debut, Younes Belkada, Sayak Paul, and Benjamin Bossan. Peft: State-of-the-art parameter-efficient fine-tuning methods. <https://github.com/huggingface/peft>, 2022.
41. Mary McHugh. Interrater reliability: The kappa statistic. *Biochemia medica : časopis Hrvatskoga društva medicinskih biokemičara / HDMB*, 22:276–82, 10 2012. doi: 10.11613/BM.2012.031.
42. Erik Nijkamp, Bo Pang, Hiroaki Hayashi, Lifu Tu, Huan Wang, Yingbo Zhou, Silvio Savarese, and Caiming Xiong. Codegen: An open large language model for code with multi-turn program synthesis. In *The Eleventh International Conference on Learning Representations*, 2023. URL https://openreview.net/forum?id=iaYcJKpY2B_.
43. Kishore Papineni, Salim Roukos, Todd Ward, and Wei-Jing Zhu. Bleu: A method for automatic evaluation of machine translation. In *Proceedings of the 40th Annual Meeting on Association for Computational Linguistics*, ACL ’02, page 311–318, USA, 2002. Association for Computational Linguistics. doi: 10.3115/1073083.1073135. URL <https://doi.org/10.3115/1073083.1073135>.
44. Matthew E. Peters, Mark Neumann, Mohit Iyyer, Matt Gardner, Christopher Clark, Kenton Lee, and Luke Zettlemoyer. Deep contextualized word representations. In Marilyn Walker, Heng Ji, and Amanda Stent, editors, *Proceedings of the 2018 Conference of the North American Chapter of the Association for Computational Linguistics: Human Language Technologies, Volume 1 (Long Papers)*, pages 2227–2237, New Orleans, Louisiana, June 2018. Association for Computational Linguistics. doi: 10.18653/v1/N18-1202. URL <https://aclanthology.org/N18-1202>.
45. Jonas Pfeiffer, Ivan Vulić, Iryna Gurevych, and Sebastian Ruder. MAD-X: An Adapter-Based Framework for Multi-Task Cross-Lingual Transfer. In Bonnie Webber, Trevor Cohn, Yulan He, and Yang Liu, editors, *Proceedings of the 2020 Conference on Empirical Methods in Natural Language Processing*

- (EMNLP), pages 7654–7673, Online, November 2020. Association for Computational Linguistics. doi: 10.18653/v1/2020.emnlp-main.617. URL <https://aclanthology.org/2020.emnlp-main.617>.
46. Long Phan, Hieu Tran, Daniel Le, Hieu Nguyen, James Annibal, Alec Peltekian, and Yanfang Ye. CoText: Multi-task learning with code-text transformer. In Royi Lachmy, Ziyu Yao, Greg Durrett, Milos Gligoric, Junyi Jessy Li, Ray Mooney, Graham Neubig, Yu Su, Huan Sun, and Reut Tsarfaty, editors, *Proceedings of the 1st Workshop on Natural Language Processing for Programming (NLP4Prog 2021)*, pages 40–47, Online, August 2021. Association for Computational Linguistics. doi: 10.18653/v1/2021.nlp4prog-1.5. URL <https://aclanthology.org/2021.nlp4prog-1.5>.
 47. Clifton Poth, Hannah Sterz, Indraneil Paul, Sukannya Purkayastha, Leon Engländer, Timo Imhof, Ivan Vulić, Sebastian Ruder, Iryna Gurevych, and Jonas Pfeiffer. *Adapters: A unified library for parameter-efficient and modular transfer learning*, 2023.
 48. Alec Radford, Karthik Narasimhan, Tim Salimans, Ilya Sutskever, et al. Improving language understanding by generative pre-training. *OpenAI blog*, 2018.
 49. Alec Radford, Jeffrey Wu, Rewon Child, David Luan, Dario Amodei, Ilya Sutskever, et al. Language models are unsupervised multitask learners. *OpenAI blog*, page 9, 2019.
 50. Colin Raffel, Noam Shazeer, Adam Roberts, Katherine Lee, Sharan Narang, Michael Matena, Yanqi Zhou, Wei Li, and Peter J. Liu. Exploring the limits of transfer learning with a unified text-to-text transformer. *J. Mach. Learn. Res.*, 21(1), jan 2020. ISSN 1532-4435.
 51. Shuo Ren, Daya Guo, Shuai Lu, Long Zhou, Shujie Liu, Duyu Tang, M. Zhou, Ambrosio Blanco, and Shuai Ma. Codebleu: a method for automatic evaluation of code synthesis. *ArXiv*, abs/2009.10297, 2020. URL <https://api.semanticscholar.org/CorpusID:221836101>.
 52. Baptiste Rozière, Jonas Gehring, Fabian Gloeckle, Sten Sootla, Itai Gat, Xiaoqing Tan, Yossi Adi, Jingyu Liu, Tal Remez, Jérémy Rapin, Artyom Kozhevnikov, I. Evtimov, Joanna Bitton, Manish P Bhatt, Cristian Cantón Ferrer, Aaron Grattafiori, Wenhan Xiong, Alexandre D’efosse, Jade Copet, Faisal Azhar, Hugo Touvron, Louis Martin, Nicolas Usunier, Thomas Scialom, and Gabriel Synnaeve. Code llama: Open foundation models for code. *ArXiv*, abs/2308.12950, 2023. URL <https://api.semanticscholar.org/CorpusID:261100919>.
 53. Iman Saberi, Fatemeh Fard, and Fuxiang Chen. Advfusion: Multilingual adapter-based knowledge transfer for code summarization, 2024. URL <https://arxiv.org/abs/2307.07854>.
 54. Iman Saberi, Fatemeh Fard, and Fuxiang Chen. Utilization of pre-trained language models for adapter-based knowledge transfer in software engineering. *Empirical Softw. Engg.*, 29(4), June 2024. ISSN 1382-3256. doi: 10.1007/s10664-024-10457-5. URL <https://doi.org/10.1007/s10664-024-10457-5>.
 55. R. Shahbazi and F. Fard. Apicontext2com: Code comment generation by incorporating pre-defined api documentation. In *2023 IEEE/ACM 31st In-*

- ternational Conference on Program Comprehension (ICPC)*, pages 13–24, Los Alamitos, CA, USA, may 2023. IEEE Computer Society. doi: 10.1109/ICPC58990.2023.00012. URL <https://doi.ieeecomputersociety.org/10.1109/ICPC58990.2023.00012>.
56. S. S. SHAPIRO and M. B. WILK. An analysis of variance test for normality (complete samples). *Biometrika*, 52(3-4):591–611, dec 1965. doi: 10.1093/biomet/52.3-4.591. URL <https://doi.org/10.1093/biomet/52.3-4.591>.
57. R. Sharma, F. Chen, and F. Fard. Lamner: Code comment generation using character language model and named entity recognition. In *2022 IEEE/ACM 30th International Conference on Program Comprehension (ICPC)*, pages 48–59, Los Alamitos, CA, USA, may 2022. IEEE Computer Society. doi: 10.1145/3524610.3527924. URL <https://doi.ieeecomputersociety.org/10.1145/3524610.3527924>.
58. Noam M. Shazeer. Glu variants improve transformer. *ArXiv*, abs/2002.05202, 2020. URL <https://api.semanticscholar.org/CorpusID:211096588>.
59. Karthik Shivashankar and Antonio Martini. Better python programming for all: With the focus on maintainability, 2024. URL <https://arxiv.org/abs/2408.09134>.
60. Ankita Nandkishor Sontakke, Manasi Patwardhan, Lovekesh Vig, Raveendra Kumar Medicherla, Ravindra Naik, and Gautam Shroff. Code summarization: Do transformers really understand code? In *Deep Learning for Code Workshop*, 2022. URL https://openreview.net/forum?id=rI5112_-1Zc.
61. André Storhaug and Jingyue Li. Parameter-efficient fine-tuning of large language models for unit test generation: An empirical study, 2024. URL <https://arxiv.org/abs/2411.02462>.
62. Jianlin Su, Murtadha Ahmed, Yu Lu, Shengfeng Pan, Wen Bo, and Yunfeng Liu. Roformer: Enhanced transformer with rotary position embedding. *Neurocomputing*, 568:127063, 2024. ISSN 0925-2312. doi: <https://doi.org/10.1016/j.neucom.2023.127063>. URL <https://www.sciencedirect.com/science/article/pii/S0925231223011864>.
63. Hugo Touvron, Thibaut Lavril, Gautier Izacard, Xavier Martinet, Marie-Anne Lachaux, Timothée Lacroix, Baptiste Rozière, Naman Goyal, Eric Hambro, Faisal Azhar, Aurelien Rodriguez, Armand Joulin, Edouard Grave, and Guillaume Lample. Llama: Open and efficient foundation language models. *ArXiv*, abs/2302.13971, 2023. URL <https://api.semanticscholar.org/CorpusID:257219404>.
64. Hugo Touvron, Louis Martin, Kevin R. Stone, Peter Albert, Amjad Almahairi, Yasmine Babaei, Nikolay Bashlykov, Soumya Batra, Prajjwal Bhargava, Shruti Bhosale, Daniel M. Bikel, Lukas Blecher, Cristian Cantón Ferrer, Moya Chen, Guillem Cucurull, David Esiobu, Jude Fernandes, Jeremy Fu, Wenyin Fu, Brian Fuller, Cynthia Gao, Vedanuj Goswami, Naman Goyal, Anthony S. Hartshorn, Saghar Hosseini, Rui Hou, Hakan Inan, Marcin Kardas, Viktor Kerkez, Madian Khabsa, Isabel M. Kloumann, A. V. Korenev, Punit Singh Koura, Marie-Anne Lachaux, Thibaut Lavril, Jenya Lee, Diana Liskovich, Yinghai Lu, Yuning Mao, Xavier Martinet, Todor Mihaylov, Pushkar Mishra, Igor Molybog, Yixin Nie, Andrew Poulton, Jeremy Reizenstein, Rashi Rungta, Kalyan Saladi, Alan Schel-

- ten, Ruan Silva, Eric Michael Smith, R. Subramanian, Xia Tan, Binh Tang, Ross Taylor, Adina Williams, Jian Xiang Kuan, Puxin Xu, Zhengxu Yan, Iliyan Zarov, Yuchen Zhang, Angela Fan, Melanie Kambadur, Sharan Narang, Aurelien Rodriguez, Robert Stojnic, Sergey Edunov, and Thomas Scialom. Llama 2: Open foundation and fine-tuned chat models. *ArXiv*, abs/2307.09288, 2023. URL <https://api.semanticscholar.org/CorpusID:259950998>.
65. Ashish Vaswani, Noam Shazeer, Niki Parmar, Jakob Uszkoreit, Llion Jones, Aidan N Gomez, Łukasz Kaiser, and Illia Polosukhin. Attention is all you need. In I. Guyon, U. Von Luxburg, S. Bengio, H. Wallach, R. Fergus, S. Vishwanathan, and R. Garnett, editors, *Advances in Neural Information Processing Systems*, volume 30. Curran Associates, Inc., 2017. URL https://proceedings.neurips.cc/paper_files/paper/2017/file/3f5ee243547dee91fbd053c1c4a845aa-Paper.pdf.
 66. C. Wang, Y. Yang, C. Gao, Y. Peng, H. Zhang, and M. R. Lyu. Prompt tuning in code intelligence: An experimental evaluation. *IEEE Transactions on Software Engineering*, 49(11):4869–4885, nov 2023. ISSN 1939-3520. doi: 10.1109/TSE.2023.3313881.
 67. Deze Wang, Boxing Chen, Shanshan Li, Wei Luo, Shaoliang Peng, Wei Dong, and Xiangke Liao. One adapter for all programming languages? adapter tuning for code search and summarization. In *Proceedings of the 45th International Conference on Software Engineering, ICSE '23*, page 5–16. IEEE Press, 2023. ISBN 9781665457019. doi: 10.1109/ICSE48619.2023.00013. URL <https://doi.org/10.1109/ICSE48619.2023.00013>.
 68. Yue Wang, Weishi Wang, Shafiq Joty, and Steven C.H. Hoi. CodeT5: Identifier-aware unified pre-trained encoder-decoder models for code understanding and generation. In Marie-Francine Moens, Xuanjing Huang, Lucia Specia, and Scott Wen-tau Yih, editors, *Proceedings of the 2021 Conference on Empirical Methods in Natural Language Processing*, pages 8696–8708, Online and Punta Cana, Dominican Republic, November 2021. Association for Computational Linguistics. doi: 10.18653/v1/2021.emnlp-main.685. URL <https://aclanthology.org/2021.emnlp-main.685>.
 69. Yue Wang, Hung Le, Akhilesh Gotmare, Nghi Bui, Junnan Li, and Steven Hoi. CodeT5+: Open code large language models for code understanding and generation. In Houda Bouamor, Juan Pino, and Kalika Bali, editors, *Proceedings of the 2023 Conference on Empirical Methods in Natural Language Processing*, pages 1069–1088, Singapore, December 2023. Association for Computational Linguistics. doi: 10.18653/v1/2023.emnlp-main.68. URL <https://aclanthology.org/2023.emnlp-main.68>.
 70. Martin Weyssow, Xin Zhou, Kisub Kim, David Lo, and Houari Sahraoui. Exploring Parameter-Efficient Fine-Tuning Techniques for Code Generation with Large Language Models. *arXiv e-prints*, art. arXiv:2308.10462, August 2023. doi: 10.48550/arXiv.2308.10462.
 71. Martin Weyssow, Xin Zhou, Kisub Kim, David Lo, and Houari Sahraoui. Exploring parameter-efficient fine-tuning techniques for code generation with large language models, 2024. URL <https://arxiv.org/abs/2308.10462>.

72. Jie Xu, Karthikeyan Saravanan, Rogier van Dalen, Haaris Mehmood, David Tuckey, and Mete Ozay. Dp-dylora: Fine-tuning transformer-based models on-device under differentially private federated learning using dynamic low-rank adaptation, 2024. URL <https://arxiv.org/abs/2405.06368>.
73. Guang Yang, Yanlin Zhou, Chi Yu, and Xiang Chen. Deepsc: Source code classification based on fine-tuned roberta. In *International Conference on Software Engineering and Knowledge Engineering*, 2021. URL <https://api.semanticscholar.org/CorpusID:238259172>.
74. Wu Yetao. Synthetic python problems. <https://huggingface.co/datasets/wuyetao/spp>, 2023. Accessed: 2024-10-02.
75. Aston Zhang, Yi Tay, Shuai Zhang, Alvin Chan, Anh Tuan Luu, Siu Cheung Hui, and Jie Fu. Beyond fully-connected layers with quaternions: Parameterization of hypercomplex multiplications with 1/n parameters. *ArXiv*, abs/2102.08597, 2021. URL <https://api.semanticscholar.org/CorpusID:231942691>.
76. Zixiao Zhao and Fatemeh Fard. Do current language models support code intelligence for r programming language? *ArXiv*, abs/2410.07793, 2024. URL <https://api.semanticscholar.org/CorpusID:273233233>.
77. Kaijie Zhu, Jindong Wang, Jiaheng Zhou, Zichen Wang, Hao Chen, Yidong Wang, Linyi Yang, Wei Ye, Yue Zhang, Neil Gong, and Xing Xie. Promptrobust: Towards evaluating the robustness of large language models on adversarial prompts. In *Proceedings of the 1st ACM Workshop on Large AI Systems and Models with Privacy and Safety Analysis*, LAMPS '24, page 57–68, New York, NY, USA, 2024. Association for Computing Machinery. ISBN 9798400712098. doi: 10.1145/3689217.3690621. URL <https://doi.org/10.1145/3689217.3690621>.
78. Terry Yue Zhuo and Armel Zebaze. Astraios: Parameter-efficient instruction tuning code large language models, 0 2024.

A Synthetic Dataset Prompt For Robustness Experiment

Listing 1 Synthetic Dataset generation prompt

```
Your job is to rewrite doc string to mimic a real-world user who is not proficient in english. Please
rewrite the sentence to include misspellings, typos, and grammar mistakes. Then while keeping the
errors, rephrase it so that it conveys the same idea but sounds different from the original version
.

Only change the description of the function in the doc string. Do not change the example usecases in the
doc string. Do not change the function signature, body or the name.
Only generate the modified doc string and function header. Do not add extra text. The output should have
the same format as the input.

Example input for Python:
def is_palindrome_string(test_str):
    """ Check if the given string is a palindrome or not.
    >>> is_palindrome_string("radar")
    True
    >>> is_palindrome_string("racecar")
    True
    >>> is_palindrome_string("raceca")
    False
    """

Example output for Python:
def is_palindrome_string(test_str):
    """ Is gave text palindorm?
    >>> is_palindrome_string("radar")
    True
    >>> is_palindrome_string("racecar")
```

```

True
>>> is_palindrome_string("raceca")
False
"""

Example input for R:
# A quadratic cutoff that goes to zero smoothly at the cutoff boundary.
# Args:
#   r_cut (float): Cutoff value (in angstrom).
#   ri (float): Interatomic distance.
#   ci (float): Cartesian coordinate divided by the distance.
# Returns:
#   (float, float): Cutoff value and its derivative.
quadratic_cutoff <- function(r_cut, ri, ci) {

Example input for R:
# A curve drops down gradually to nothing right at the edge.
# Args:
#   r_cut (float): Cutoff value (in angstrom).
#   ri (float): Interatomic distance.
#   ci (float): Cartesian coordinate divided by the distance.
# Returns:
#   (float, float): Cutoff value and its derivative.
quadratic_cutoff <- function(r_cut, ri, ci) {

Input

```

B Sample Generations of Robustness Experiment

Listing 2 Python - LoRA - Original Sample

```

1 def count_Dict(input_dict,key):
2     """ Count the number of occurrences of the
3       given key in a dictionary.
4     >>> count_Dict({'a':1,'b':2,'c':3}, 'a')
5     1
6     >>> count_Dict({'a':1,'b':2,'c':3}, 'd')
7     0
8     >>> count_Dict({'a':1,'b':2,'c':3}, 'b')
9     2
10    """
11    return (input_dict.get(key,0))

```

Listing 3 Python - LoRA - Modified Sample

```

49 def count_Dict(input_dict,key):
50     """ How many time teh key appears in th dict
51     ?
52     >>> count_Dict({'a':1,'b':2,'c':3}, 'a')
53     1
54     >>> count_Dict({'a':1,'b':2,'c':3}, 'd')
55     0
56     >>> count_Dict({'a':1,'b':2,'c':3}, 'b')
57     2
58     """
59     count = 0
60     for i in input_dict:
61         if i == key:
62             count += 1
63     return count

```

Listing 4 Python - Compacter - Original Sample

```

1 def find_first_missing_positive(arr):
2     """ Find the smallest positive number
3       missing from the given array.
4     >>> find_first_missing_positive([2, 1, 3])
5     4
6     >>> find_first_missing_positive([1, 2, 0])
7     3
8     >>> find_first_missing_positive([1, 2, 3,
9       4])
10    5
11    """
12    arr.sort()
13    for i in range(len(arr)):
14        if arr[i] != i + 1:
15            return i + 1
16    return len(arr) + 1

```

Listing 5 Python - Compacter - Modified Sample

```

1 def find_first_missing_positive(arr):
2     """ Finde smalest missin pozitive numbr in
3       array give.
4     >>> find_first_missing_positive([2, 1, 3])
5     4
6     >>> find_first_missing_positive([1, 2, 0])
7     3
8     >>> find_first_missing_positive([1, 2, 3,
9       4])
10    5
11    """
12    for i in range(1, len(arr)+1):
13        if i not in arr:
14            return i
15    return len(arr)+1

```

Listing 6 R - LoRA - Original Sample

```

1 #Assert that actual_value is within range (
  inclusive).
2 range <- function(actual_value, lower_limit,
  higher_limit) {
3   if (actual_value < lower_limit || actual_
  value > higher_limit) {
4     stop(
5       sprintf(
6         "Expected value to be between %s and %s
  , but was %s",
7         lower_limit, higher_limit, actual_value
8       )
9     )
10  }
11  return(actual_value)
12 }

```

Listing 7 R - LoRA - Modified Sample

```

1 # Check actual_vale inside the l o h limits.
2 range <- function(actual_value, lower_limit,
  higher_limit) {
3   if (actual_value >= lower_limit && actual_
  value <= higher_limit) {
4     return(TRUE)
5   } else {
6     return(FALSE)
7   }
8 }
9 range(10, 5, 15)
10 range(10, 15, 5)
11 range(10, 15, 15)
12 range(10, 5, 10)
13 range(10, 10, 5)
14 range(10, 5, 10)
15 range(10, 10, 10)
16 range(10, 10, 15)
17 range(10, 15, 10)
18 range(10, 15, 15)
19 range(10, 15, 10)
20 range(10, 15, 15)
21 range(10, 15, 15)
22 range(10, 15, 15)
23 range(10, 15, 15)
24 range(10, 15

```

Listing 8 R - Compacter - Original Sample

```

1 # Extracts all digits from incomig string
2 get_num <- function(x) {
3   x <- gsub("[^0-9]", "", x)
4   return(as.numeric(x))
5 }

```

Listing 9 R - Compacter - Modified Sample

```

1 # Pulls out all nums from givven text
2 get_num <- function(x) {
3   nums <- c()
4   for (i in 1:length(x)) {
5     if (is.numeric(x[i])) {
6       nums <- c(nums, x[i])
7     }
8   }
9   return(nums)
10 }

```

C Styling Rubrics

C.1 Python Styling Rubric

1. Code Structure and Cleaness (5 points)

- **Unused comments or Code:**

- Comments must provide information or elaborate. Generation must be clear of comments that provide no additional information.
- Generated code must be limited to the target function. Generation must be clear of code snippets written outside of the target function.
- Deduct points for unnecessary comments and code snippets separately.

- **Indentation and Line Length:**

- Ensure code uses **4 spaces** per indentation level (not tabs).
- Nested code blocks (e.g., within loops or if statements) must be properly aligned with consistent indentation.
- Deduct points for inconsistent indentation within the same function, such as mixing tabs and spaces or misaligned code blocks.
- Each line should be limited to a maximum of **79 characters**.
- Ensure that long expressions are broken into multiple lines, with proper continuation indentation (use 8 spaces for continuation or align with the opening delimiter of parentheses).
- Deduct points for unnecessarily long lines or improper line breaks.

- **Blank lines and Bracket placement:**

- Ensure logical sections within functions are separated by blank lines (e.g., separating the setup of variables from logic processing).

- Blank lines should not be overused. One blank line suffices between separate sections in a function.
 - Ensure proper placement of parentheses and brackets for readability (e.g., open brackets should align with the first non-whitespace character of the line for line continuations).
2. **Naming Conventions (5 points)**
- **Variable Names:**
 - Use snake_case for variable names (e.g., `data_frame`, not `DataFrame` or `dataFrame`).
 - Variable names should be **descriptive and meaningful**, reflecting their purpose in the function. Avoid single-letter variables except in trivial cases (e.g., loop indices like `i`, `j`).
 - Deduct points for using non-descriptive or unclear names, or for inconsistent use of naming conventions.
 - **Function Names:**
 - Ensure function and argument names are in snake_case and clearly reflect what the function does.
 - For functions with side effects, names should indicate the action being performed (e.g., `calculate_sum()` or `print_data()`).
 - Deduct points for unclear or overly generic function names (e.g., `do_stuff()`), or inconsistent use of naming conventions within the same codebase.
3. **Code Readability and Best Practices (5 points)**
- **Use of spaces:**
 - Ensure there is a consistent and appropriate use of spaces around operators (e.g., `x + y`, not `x+y`).
 - Inside parentheses, brackets, or braces, avoid extraneous spaces (e.g., `foo(x[1], {bar: 2})` instead of `foo(x[1], { bar : 2 })`).
 - Deduct points for inconsistent or improper use of spaces that reduce readability.
 - **Use of idiomatic Python:**
 - Prefer Pythonic constructs, such as list comprehensions, where appropriate.
 - Use built-in functions like `sum()`, `any()`, or `max()` instead of loops where applicable.
 - Ensure loops are used efficiently, avoiding unnecessary computations.
 - Deduct points for overly complex or non-idiomatic solutions that could be simplified with standard Python features.

C.2 R Styling Rubric

1. **Code Structure and Cleaness (5 points)**
- **Unused comments or Code:**
 - Comments must provide information or elaborate. Generation must be clear of comments that provide no additional information.
 - Generated code must be limited to the target function. Generation must be clear of code snippets written outside of the target function.
 - Deduct points for unnecessary comments and code snippets separately.
 - **Indentation and Line Length:**
 - Code must be consistently indented with **2 spaces per level** (not tabs).
 - Nested code blocks (e.g., inside if statements or loops) should maintain consistent indentation.
 - Deduct points for inconsistent indentation, such as mixing tabs and spaces or misaligned code blocks.
 - Limit each line to a maximum of **80 characters** to maintain readability.
 - For long expressions, break the code into multiple lines and align with proper indentation.
 - Ensure line breaks occur at logical points (e.g., after a comma, or before an operator).
 - Deduct points for overly long lines or poor line-breaking practices.
 - **Blank lines and Bracket placement:**
 - Use blank lines to separate logical sections within the function (e.g., separating setup, processing, and return).

- Avoid excessive or inconsistent use of blank lines (one blank line between distinct sections suffices).
 - Place the opening brace { on the same line as the control statement (e.g., `if`, `for`), with the closing brace aligned with the control statement.
 - Deduct points for inconsistent brace placement or misaligned closing braces.
2. **Naming Conventions (5 points)**
- **Variable Names:**
 - Variable names should follow the snake_case convention (e.g., `data_frame`, not `dataFrame` or `DataFrame`).
 - Names must be **descriptive and meaningful**, reflecting their role in the function. Avoid single-character names except for loop counters (e.g., `i`, `j`).
 - Deduct points for non-descriptive, vague, or inconsistent naming practices.
 - **Function Argument Names:**
 - Function names and arguments should use snake_case and be **meaningful**, clearly reflecting their role in the function (e.g., `user_data`, `file_path`).
 - Avoid abbreviations unless they are widely understood in context.
 - Deduct points for ambiguous or overly abbreviated argument names.
3. **Code Readability and Best Practices (5 points)**
- **Spacing:**
 - Use proper spacing around operators for readability (e.g., `x <- y + 2`, not `x<-y+2`).
 - Inside function calls and indexing, avoid extraneous spaces (e.g., `foo(x[1], y)` instead of `foo(x[1], y)`).
 - Deduct points for inconsistent or improper spacing that reduces readability.
 - **String Handling:**
 - **Single quotes (')** should be used for text where possible, unless there's a compelling reason to use double quotes (e.g., for embedding quotes inside a string).
 - Deduct points for improper or inconsistent use of quotes for strings.
 - **Explicit Return:**
 - Functions should explicitly return a value using the `return()` function, even if the result is the last evaluated expression.
 - Deduct points for relying on implicit returns, as it reduces clarity.