

METACOCO: A NEW FEW-SHOT CLASSIFICATION BENCHMARK WITH SPURIOUS CORRELATION

Min Zhang¹ Haoxuan Li² Fei Wu¹ Kun Kuang^{1*}

¹Zhejiang University ²Peking University

{zhangmin.milab, wufei, kunkuang}@zju.edu.cn, hxli@stu.pku.edu.cn

ABSTRACT

Out-of-distribution (OOD) problems in few-shot classification (FSC) occur when novel classes sampled from testing distributions differ from base classes drawn from training distributions, which considerably degrades the performance of deep learning models deployed in real-world applications. Recent studies suggest that the OOD problems in FSC mainly including: (a) cross-domain few-shot classification (CD-FSC) and (b) spurious-correlation few-shot classification (SC-FSC). Specifically, CD-FSC occurs when a classifier learns transferring knowledge from base classes drawn from seen training distributions but recognizes novel classes sampled from unseen testing distributions. In contrast, SC-FSC arises when a classifier relies on non-causal features (or contexts) that happen to be correlated with the labels (or concepts) in base classes but such relationships no longer hold during the model deployment. Despite CD-FSC has been extensively studied, SC-FSC remains understudied due to lack of the corresponding evaluation benchmarks. To this end, we present **Meta Concept Context** (MetaCoCo), a benchmark with spurious-correlation shifts collected from real-world scenarios. Moreover, to quantify the extent of spurious-correlation shifts of the presented MetaCoCo, we further propose a metric by using CLIP as a pre-trained vision-language model. Extensive experiments on the proposed benchmark are performed to evaluate the state-of-the-art methods in FSC, cross-domain shifts, and self-supervised learning. The experimental results show that the performance of the existing methods degrades significantly in the presence of spurious-correlation shifts. We open-source all codes of our benchmark and hope that the proposed MetaCoCo can facilitate future research on spurious-correlation shifts problems in FSC. The code is available at: <https://github.com/remiMZ/MetaCoCo-ICLR24>.

1 INTRODUCTION

Few-shot classification (FSC) aims to recognize unlabeled images (or query sets) from novel classes with only a few labeled images (or support sets) by transferring knowledge learned from base classes. Despite the impressive advances in the FSC, in real-world applications, out-of-distribution (OOD) problems in FSC occur when the novel classes sampled from testing distributions differ from the base classes drawn from training distributions, which significantly degrades the performance and robustness of deep learning models, and has gained increasing attention in recent years (Song et al., 2022; Li et al., 2023d). As shown in Figure 1, the OOD problems in FSC can be broadly categorized into two categories with different forms of distribution shifts: (a) cross-domain few-shot classification (CD-FSC) and (b) spurious-correlation few-shot classification (SC-FSC), as established by previous works (Triantafillou et al., 2020; Yue et al., 2020; Luo et al., 2021; Li et al., 2022).

Cross-domain few-shot classification (CD-FSC). Cross-domain shifts occur when a classifier learns transferring knowledge from base classes drawn from seen training distributions but recognizes novel classes sampled from unseen testing distributions. For example, in COVID-19 predictions, we may want to train a model on patients from a few sampled countries and then deploy the trained model to a broader set of countries. Existing OOD methods in FSC have shown considerable progress in solving the cross-domain shifts problem (Hou et al., 2019; Doersch et al.,

*Corresponding author.




Figure 1: Example of cross-domain shifts and spurious-correlation shifts in FSC. (a) In Meta-dataset with cross-domain shifts (Triantafillou et al., 2020), the model is trained on base classes sampled from three datasets including *mini*ImageNet, CUB-200-2011 and Aircraft, then tested on novel classes drawn from VGG Flower. (b) In our proposed MetaCoCo with spurious-correlation shifts, each class (or concept, *e.g.*, dog) consists of different backgrounds (or context, *e.g.*, autumn).

2020; Guo et al., 2020; Wang & Deng, 2021; Sun et al., 2021; Liang et al., 2021; Wang & Deng, 2021; Li et al., 2023a,c; Oh et al., 2022; Zhang et al., 2020; 2022b). Meanwhile, two standard cross-domain benchmarks have been proposed to evaluate the effectiveness of these methods, *i.e.*, Meta-dataset (Triantafillou et al., 2020) consisting of 10 existing datasets, and BSCD-FSL (Guo et al., 2020) consisting of 4 existing datasets. Figure 1(a) shows the example of cross-domain shifts on Meta-dataset, where *mini* (*mini*ImageNet), CUB (CUB-200-2011) and Aircraft are used as the base classes with VGG Flower as the novel classes, with each dataset exhibits a distinct distribution.

Spurious-correlation few-shot classification (SC-FSC). Spurious-correlation shifts arise when a classifier relies on spurious, non-causal context features that are not essential to the true label or concept, which can significantly reduce the robustness and generalization ability of the model. In the COVID-19 example, a recent nationwide cross-sectional study found spurious correlations between long-term $PM_{2.5}$ exposure and COVID-19 deaths in the United States due to county-level socioeconomic and demographic variables as confounders (Wu et al., 2020). To this end, models trained on base classes with spurious features and evaluated on novel classes without the relationship suffer substantial drops in performance. As shown in Figure 1(b), we show the example of spurious-correlation shifts in our proposed benchmark, where each class presents a range of non-causal contexts, such as autumn or snow. Meanwhile, the concepts of the base classes and the novel classes would be distinct in the FSC problem, *e.g.*, “dog in the autumn” in the base class and “cat in the autumn” in the novel class, which emphasizes the impact of spurious correlation between concepts and contexts in the proposed benchmark. Despite the widespread of spurious-correlation shifts in the real-world FSC problems (Wang et al., 2017a; Yue et al., 2020; Luo et al., 2021; Zhang et al., 2023b), SC-FSC remains understudied due to lack of the corresponding evaluation benchmarks.

Shortcomings of spurious-correlation shifts benchmarks in traditional machine learning. Recently, spurious-correlation shifts in traditional machine learning (TML) have been investigated extensively (Arjovsky et al., 2019; Sagawa et al., 2019; Rosenfeld et al., 2020; Ahmed et al., 2020; Bae et al., 2021; Shen et al., 2021), and various benchmarks have been created, including toy datasets, *e.g.*, ColoredMNIST (Arjovsky et al., 2019), and real-world datasets, *e.g.*, NICO (He et al., 2021). These TML benchmarks cannot be used directly to evaluate the performance in FSC problems with spurious-correlation shifts, following the reasons below: (1) **The number of classes.** Most TML benchmarks are the binary classification problem, but for FSC problems, we need enough classes to split base and novel classes. (2) **The number of samples.** FSC needs adequate samples from base classes to learn the transferring knowledge to novel classes with a few labeled images. (3) **The num-**

ber of contexts. Contexts in TML benchmarks are commonly limited, but FSC with many classes requires more contexts to build stronger spurious-correlation shifts. To the best of our knowledge, there does not exist a unified study and the benchmark of spurious-correlation shifts for FSC.

In this paper, we present **Meta Concept Context (MetaCoCo)**, a large-scale benchmark with a total of 175,637 images, 155 contexts and 100 classes, with spurious-correlation shifts arising from various contexts in the real-world scenarios. The basic idea of constructing spurious-correlation shifts is to label the images with the main concepts and contexts. For example, in the category with “dog” as the main concept, the images are categorized into different contexts such as “autumn”, “snow”, and “rock”, which denotes that the “dog” is in the autumn, in the snow, or on the rock, respectively. With the help of these contexts, one can easily design a spurious-correlation-shift setting by training the model in some contexts and testing the model in other unseen contexts for studying spurious-correlation shifts as well as the unseen concepts for studying few-shot classification problems.

Furthermore, we propose a metric by using CLIP as a pre-trained vision-language model to quantify and compare the extent of spurious correlations on MetaCoCo and other FSC benchmarks. We conduct extensive experiments on MetaCoCo to evaluate the state-of-the-art methods in FSC, cross-domain shifts, and self-supervised learning. We open-source all codes for our benchmark and hope the proposed MetaCoCo will facilitate the development of spurious-correlation robust models.

2 COMPARISON WITH EXISTING BENCHMARKS

MetaCoCo provides a unified framework to facilitate the development of models robust to spurious-correlation shifts in FSC. We next discuss how MetaCoCo is related to existing benchmarks.

Relation to few-shot classification benchmarks. Few-shot classification (FSC) has attracted attention for its ability to recognize novel classes using few labeled images. Many methods have been proposed to solve the FSC problems, including (1) *Fine-tuning based methods* (Chen et al., 2019; Tian et al., 2020a; Chen et al., 2021), which address the problem by *learn to transfer*. (2) *Metric-based methods* (Vinyals et al., 2016; Snell et al., 2017; Li et al., 2019a; Zhang et al., 2022a), which solve the problem by *learn to compare*. (3) *Meta-based methods* (Finn et al., 2017; Rusu et al., 2019; Bae et al., 2021; Zhang et al., 2020), which tackle the problem by *learn to learn*.

Many FSC benchmarks have been proposed to evaluate the effectiveness of these methods, including *miniImageNet* (Vinyals et al., 2016), *Places* (Zhou et al., 2017), *CIFAR-FS* (Bertinetto et al., 2019), *Plantae* (Van Horn et al., 2018), *CUB-200-2011* (Wah et al., 2011), *Stanford Dogs* (Khosla et al., 2011), *Stanford Cars* (Krause et al., 2013), etc. These datasets are generally divided into training, validation and testing sets with non-overlap classes. While these datasets are useful testbeds for verifying FSC methods, they follow the independent and identically distributed (IID) assumption.

Relation to cross-domain shifts FSC benchmarks. Cross-domain shifts have been widely studied in the FSC community, which aims to learn the transferring knowledge from seen training distributions to recognize unseen testing distributions. Many CD-FSC methods have been proposed to address the cross-domain problem (Tseng et al., 2020; Sun et al., 2021; Liang et al., 2021; Wang & Deng, 2021; Li et al., 2022; Zhang et al., 2022b), which can be mainly divided into bi-level optimization (Tseng et al., 2020; Triantafillou et al., 2021; Li et al., 2023b; Zhang et al., 2023c), domain adversarial learning (Motiian et al., 2017; Zhao et al., 2021), adversarial data augmentation (Wang & Deng, 2021; Sun et al., 2021), and module modulation (Liu et al., 2021; Li et al., 2022). Some benchmarks have been proposed to evaluate the effectiveness of these CD-FSC methods, including *Meta-dataset* (Triantafillou et al., 2020) consisting of 10 existing datasets, and *BSCD-FSL* (Guo et al., 2020) consisting of 4 existing datasets. They usually use the leave-one-domain-out setting as the testing domain and the others as training domains. However, these benchmarks use different datasets as domains to construct cross-domain distribution shifts, causing them to fail to reflect spurious correlation shifts that occur in real-world applications (see more discussion in Appendix A).

Relation to spurious-correlation shifts TML benchmarks. Spurious-correlation shifts have been studied recently in traditional machine learning (TML) (Sagawa et al., 2019; Krueger et al., 2021; Yao et al., 2022; Bai et al., 2024; Tang et al., 2024). Many methods mainly focus on causal learning (Peters et al., 2015; Kuang et al., 2018; Kamath et al., 2021; Wu et al., 2022; Wang et al., 2024; Li et al., 2024; Zhu et al., 2024), invariant learning (Arjovsky et al., 2019; Chang et al., 2020; Rosenfeld et al., 2020; Huang et al., 2023), and distributionally robust optimization (Arjovsky et al., 2019),

Table 1: A summary of the existing benchmarks and our proposed spurious-correlation benchmark, *i.e.*, MetaCoCo. \mathcal{C} and \mathcal{N} are the number of classes and samples, respectively. The subtitles “all”, “train”, “val” and “test” mean the all dataset, training set, validation, and testing set, respectively.

Dataset	\mathcal{C}_{all}	\mathcal{C}_{train}	\mathcal{C}_{val}	\mathcal{C}_{test}	\mathcal{N}_{all}	\mathcal{N}_{train}	\mathcal{N}_{val}	\mathcal{N}_{test}	Context	Similarity
miniImageNet (Vinyals et al., 2016)	100	64	16	20	60,000	38,400	9,600	12,000	0	0.211
CIFAR-FS (Krizhevsky et al., 2009)	100	64	16	20	60,000	38,400	9,600	12,000	0	0.181
Stanford Dogs (Khosla et al., 2011)	120	70	20	30	20,580	12,165	3,312	5,103	0	0.244
Stanford Cars (Krause et al., 2013)	196	130	17	49	16,185	10,766	1,394	4,025	0	0.164
Aircraft (Wah et al., 2011)	100	70	15	15	10,000	5,000	2,500	2,500	0	0.228
CUB-200-2011 (Wah et al., 2011)	200	140	30	30	11,788	7,648	1,182	2,958	0	0.266
Describable Textures (Cimpoi et al., 2014)	47	33	7	7	5,640	3,960	840	840	0	0.194
Traffic Signs (Houben et al., 2013)	43	-	-	43	50,000	-	-	50,000	0	0.193
Omniglot (Lake et al., 2015)	50	25	5	20	32,460	17,660	1,620	13,180	0	0.212
Fungi (Schroeder & Cui, 2018)	1394	994	200	200	89,760	64,449	12,195	13,116	0	0.191
VGG Flower (Nilsback & Zisserman, 2008)	102	71	15	16	8,189	5,655	1,109	1,425	0	0.177
MSCOCO (Lin et al., 2014)	80	-	40	40	860,001	-	513,021	346,980	0	0.173
Quick Draw (Jongejan et al., 2016)	345	241	52	52	50,426,266	34,776,331	7,939,640	7,710,295	0	0.168
CropDiseases (Mohanty et al., 2016)	38	-	-	38	43,456	-	-	43,456	0	0.213
ChestX (Wang et al., 2017b)	8	-	-	8	25,848	-	-	25,848	0	0.183
EuroSAT (Helber et al., 2019)	10	-	-	10	27,000	-	-	27,000	0	0.173
ISIC2018 (Codella et al., 2019)	7	-	-	7	10,015	-	-	10,015	0	0.186
MetaCoCo (Ours)	100	64	16	20	175,637	156,666	5,839	12,268	155	0.142

etc. Some toy benchmarks, *e.g.*, ColoredMNIST (Arjovsky et al., 2019) and real-world benchmarks, *e.g.*, NICO (He et al., 2021) and MetaShift (Liang & Zou, 2022), have been proposed to evaluate the performance of these methods. These TML benchmarks do not be used directly in the FSC setting, due to lack of sufficient classes, number of samples, and number of contexts. Although IFSL (Yue et al., 2020) and COSOC (Luo et al., 2021) have experimentally proved the importance of spurious-correlation shifts, there is still a lack of a benchmark for evaluation. Therefore, we propose MetaCoCo in this paper to reflect spurious-correlation shifts arising in real-world scenarios.

3 PROBLEM AND EVALUATION SETTINGS

FSC aims to recognize unlabeled images (or query sets) from novel classes with only few labeled images (or support sets). Following the previous studies (Vinyals et al., 2016; Tian et al., 2020b), we adopt an episodic paradigm to train and evaluate the few-shot models. Specifically, each N -way K -shot episode \mathcal{T}_e has a support set $\mathcal{S}_e = \{(x_i, y_i) : i = 1, \dots, I_s\}$ and a query set $\mathcal{Q}_e = \{(x_i, y_i) : i = I_s + 1, \dots, I_s + I_q\}$, where $x_i \in \mathcal{X}$ is the image and $y_i \in \mathcal{Y}$ is the label from a set of N classes \mathcal{C}_e , with $I_s = N \cdot K$ and I_q be the image numbers in the support and query set, respectively.

Let $\mathcal{S}_e(\mathcal{X})$ and $\mathcal{Q}_e(\mathcal{X})$ be the image spaces of \mathcal{S}_e and \mathcal{Q}_e , and $\mathcal{S}_e(\mathcal{Y})$ and $\mathcal{Q}_e(\mathcal{Y})$ be the corresponding label spaces, respectively. The label space of \mathcal{S}_e and \mathcal{Q}_e is same but the image space is different, *i.e.*, $\mathcal{S}_e(\mathcal{X}) \neq \mathcal{Q}_e(\mathcal{X})$ and $\mathcal{S}_e(\mathcal{Y}) = \mathcal{Q}_e(\mathcal{Y})$. During the training phase, for meta-based and metric-based methods, episodes are randomly sampled from the base classes set \mathcal{D}_b to train the model. Instead, for fine-tuning based methods, a mini-batch images is randomly sampled from \mathcal{D}_b to train the model. During the testing phase, the trained model is fine tuned with \mathcal{S}_e and evaluated with \mathcal{Q}_e in novel episodes sampled from the novel classes set \mathcal{D}_n . Note that \mathcal{D}_b contains more images and classes compared with \mathcal{D}_n but label spaces are disjoint, *i.e.*, $\mathcal{D}_b(\mathcal{Y}) \neq \mathcal{D}_n(\mathcal{Y})$ ¹. The model architectures have a feature encoder f_θ and a classifier c_ϕ parameterized by θ and ϕ . The f_θ aims to extract features, $f_\theta : \mathcal{X} \rightarrow \mathcal{Z}$, and the c_ϕ predicts the class of extracted features, $c_\phi : \mathcal{Z} \rightarrow \mathcal{Y}$.

3.1 CROSS-DOMAIN SHIFTS AND SPURIOUS-CORRELATION SHIFTS

In Table 1, we summarize the statistics of the existing benchmarks and our proposed spurious-correlation benchmark, *i.e.*, MetaCoCo. Specifically, Meta-dataset (Triantafillou et al., 2020) and BSCD-FSL (Guo et al., 2020) are two commonly used cross-domain benchmarks, where Meta-dataset has *10 existing datasets*, including ILSVRC-2012 (Deng et al., 2009), Omniglot (Lake et al., 2015), Aircraft (Wah et al., 2011), CUB-200-2011 (Wah et al., 2011), Describable Textures (Cimpoi et al., 2014), Quick Draw (Jongejan et al., 2016), Fungi (Schroeder & Cui, 2018), VGG Flower (Nilsback & Zisserman, 2008), Traffic Signs (Houben et al., 2013) and MSCOCO (Lin et al., 2014). BSCD-FSL (Guo et al., 2020) has *4 existing datasets*, including CropDiseases (Mohanty et al., 2016), EuroSAT (Helber et al., 2019), ISIC2018 (Codella et al., 2019; Tschandl et al., 2018), and

¹ $\mathcal{D}_b(\mathcal{Y})$ and $\mathcal{D}_n(\mathcal{Y})$ can be defined similarly, meaning the label spaces of \mathcal{D}_b and \mathcal{D}_n , respectively.

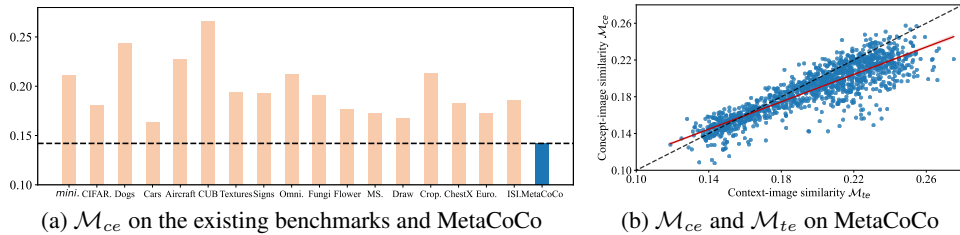


Figure 2: (a) The sample-averaged similarity \mathcal{M}_{ce} between concepts and images on the existing FSC benchmarks and the proposed MetaCoCo, where MetaCoCo has significantly lower similarity between contexts and images. (b) The context-image similarities \mathcal{M}_{te} (horizontal axis) versus the concept-image similarities \mathcal{M}_{ce} (vertical axis) of the sample points in the MetaCoCo.

ChestX (Wang et al., 2017b). The main differences between cross-domain benchmarks and our proposed MetaCoCo benchmark are as follows: (1) **The cause of shifts.** The shifts in cross-domain benchmarks are caused by varying distributions between various datasets. Instead, the shifts in MetaCoCo are caused by varying both concepts and contexts. For example, for cross-domain shifts, the FSL model is trained on *mini*ImageNet and tested on EuroSAT. Whereas for spurious-correlation shifts, the FSL model is trained and tested on images that have distinct associations with the contexts. (2) **The use of contexts.** In contrast to the existing few-shot classification benchmarks, as shown in Table 1, the proposed MetaCoCo benchmark further uses context information collected from real-world scenarios to reflect the spurious-correlation shifts.

3.2 SIMILARITY BETWEEN THE CONCEPT AND CONTEXT INFORMATION

For images containing both conceptual and contextual information, a greater similarity between image and context implies that the benchmark has more spurious-correlation shifts. To intuitively show that MetaCoCo has considerably more spurious-correlation shifts than the existing FSC benchmarks including cross-domain-shift benchmarks, we introduce a novel metric that uses CLIP (Radford et al., 2021) as a pre-trained vision-language model. By calculating the cosine distance of text and image features extracted by pre-trained text and image encoder from CLIP, the similarity \mathcal{M}_{ce} between **conceptual language information** and image visual knowledge, and the similarity \mathcal{M}_{te} between **contextual language expression** and image visual knowledge are calculated as follows:

$$\mathcal{M}_{ce} = d(z_x, z_t^{ce}), \quad \mathcal{M}_{te} = d(z_x, z_t^{te}), \quad (1)$$

where $d(\cdot, \cdot)$ is the cosine distance measurement, z_x is the image features extracted by pre-trained image encoder by CLIP, and z_t^{ce} and z_t^{te} represent the text features of **concept** and **context** extracted by pre-trained text encoder by CLIP, respectively. Figure 2(a) shows the sample-averaged similarity \mathcal{M}_{ce} between concepts² and images on the existing FSC benchmarks as well as the proposed MetaCoCo. It can be seen that MetaCoCo has significantly lower similarity between concepts and images. This is because the added context information in the image introduces spurious-correlations with the concepts, *e.g.*, “grass” and “dog”, thus weakening the direct correlation between the images and the concepts or labels, and presenting a more challenging evaluating benchmark for the FSC. Figure 2(b) further shows the context-image similarities \mathcal{M}_{te} (horizontal axis) versus the concept-image similarities \mathcal{M}_{ce} (vertical axis) of the sample points in the MetaCoCo. We find that the overall context-image similarities are slightly higher than the concept-image similarities, suggesting that spurious-correlation shifts are substantial in the proposed benchmark.

3.3 EVALUATION STRATEGIES

Before presenting the datasets, we first discuss the evaluation strategies in MetaCoCo, including:

(1) **Fine-tuning based methods.** Fine-tuning based methods follow the transfer learning procedure, including two phases: pre-training with base classes and test-tuning with novel classes. In the pre-

²Since the existing FSC benchmarks lack context information as shown in Table 1, we are not able to compute their sample-averaged similarity \mathcal{M}_{te} between contexts and images.

training with base classes phase, the base classes \mathcal{D}_b is used to train a \mathcal{C}_{base} -class classifier as below:

$$\Gamma = \arg \min_{\theta, \phi} \sum_{i=1}^T \mathcal{L}_{CE}(c_{\phi}(f_{\theta}(x_i)), y_i), \quad (2)$$

where T is the sample number of \mathcal{D}_b , and $\mathcal{L}_{CE}(\cdot, \cdot)$ is the cross-entropy loss. In the test-tuning with novel classes phase, each episode $\mathcal{T}_e = \langle \mathcal{S}_e, \mathcal{Q}_e \rangle$ is sampled from novel classes \mathcal{D}_n and a new \mathcal{C}_e -class classifier is re-learned based on a few labeled images \mathcal{S}_e and tested on \mathcal{Q}_e .

(2) **Metric-based methods.** Metric-based methods directly compare the similarities (or distance) between query images and support classes, *i.e.*, learning to compare, through the episodic training mechanism. Taking Prototypical Network (ProtoNet) (Snell et al., 2017) as an example, it takes the mean vector of each support class as its corresponding prototype representation, and then compares the relationships between query images and prototypes. The prototype p_n of each class in the support set \mathcal{S}_e can be formulated as $p_n = \frac{1}{K} \sum_{(x_i, y_i) \in \mathcal{S}_e} f_{\theta}(x_i) \cdot \mathbb{I}(y_i = n)$, where $\mathbb{I}(\cdot)$ is the indicator function, then the metric loss on \mathcal{Q}_e can be computed as:

$$\mathcal{L}(\theta) = -\frac{1}{I_q} \sum_{(x_i, y_i) \in \mathcal{Q}_e} \log P(y_i | \mathcal{Q}_e), \quad \text{where } P(y_i | \mathcal{Q}_e) = \frac{\exp(-D(f_{\theta}(x_i), p_{y_i}))}{\sum_{n=1}^N \exp(-D(f_{\theta}(x_i), p_n))}, \quad (3)$$

and $D(\cdot, \cdot)$ denotes a distance measurement, *e.g.*, the squared euclidean distance in the ProtoNet.

(3) **Meta-based methods.** Meta-based methods aim to make the trained model able to quickly adapt to unseen novel tasks by a few gradient steps in the testing phase. Specifically, the learning paradigm of meta-based methods has two levels, *i.e.*, inner-level and outer-level, to update the base and meta learner, respectively. Model-agnostic meta-learning (MAML) (Finn et al., 2017) is one representative method, whose core idea is to train a model’s initial parameters by using the two levels. Specifically, the base learner is optimized on the support set \mathcal{S}_e that

$$\begin{aligned} \{\theta, \phi\} &\leftarrow \{\theta, \phi\} - \eta_{out} \nabla_{\{\theta, \phi\}} \mathcal{L}_{ce}(c_{\phi'}(f_{\theta'}(x_i), y_i)), \\ \text{where } \{\theta', \phi'\} &= \{\theta, \phi\} - \eta_{in} \nabla_{\{\theta, \phi\}} \mathcal{L}_{ce}(c_{\phi}(f_{\theta}(x_i), y_i)), \end{aligned} \quad (4)$$

and the η_{in} and η_{out} are the learning rates of the inner level and the outer level, respectively.

4 METACOCO: A NEW FEW-SHOT CLASSIFICATION BENCHMARK WITH SPURIOUS CORRELATION

MetaCoCo aims to present an environment for evaluating the fine control of spurious-correlation shifts in the FSC problems. Specifically, our approach consists of (1) dataset generating, and (2) episode sampling, whose operational procedures are detailed below.

Dataset generating. Compared with the existing benchmarks, the samples in MetaCoCo consist of both conceptual and contextual information, and many of these images exhibit a strong correlation with the context, which increases the impact of spurious-correlation shifts between the training data and the testing data on the prediction performance. Specifically, we first select 100 categories of common objects following DomainNet (Peng et al., 2019). These categories include 155 contexts, which are collected from the adjectives or nouns appeared more frequently with these categories from WordNet (Miller, 1995). Then the images are collected by searching a category name combined with a context name (*e.g.*, “dog on grass”) in various image search engines. One of the main challenges is that the downloaded data contains a large portion of outliers. To clean the dataset, we manually filter out the outliers, which takes around 2,500 hours in total. To control the annotation quality, we assign two annotators to each image and only take the images agreed by both annotators. After the filtering process, we kept 17.6k images from the 1.0 million images crawled from the web. The dataset has an average of around 1,000 images per category (see Appendix B for more details).

Episode sampling. MetaCoCo has 100 categories, and the number of matching contexts for each category is inconsistent, resulting in an inconsistent number of samples for each category. We sort the samples from most to least. The first 64 categories with the largest number of samples are used as training data, then 20 categories are selected as testing data, and the last 16 categories are used as validation data. FSC adopts an episodic paradigm to train and test the model. Each N -way K -shot

Table 2: Experiments in state-of-the-art few-shot classification and self-supervised learning methods. “rot.” and “jig.” mean using the Rotation and Jigsaw self-supervised pretext tasks, respectively.

Method	Conference	Backbone	Type	GL	LL	TT	1-shot	5-shot
Baseline (Chen et al., 2019)	ICLR 2019	ResNet12	Fine-tuning	✓		✓	46.78	60.78
Baseline++ (Chen et al., 2019)	ICLR 2019	ResNet12	Fine-tuning	✓	✓		46.95	58.50
RFS-simple (Tian et al., 2020a)	ECCV 2020	ResNet12	Fine-tuning	✓		✓	47.02	56.71
Neg-Cosine (Liu et al., 2020)	ECCV 2020	ResNet12	Fine-tuning	✓		✓	50.78	62.34
SKD-GEN0 (Rajasegaran et al., 2020)	BMVC 2021	ResNet12	Fine-tuning	✓		✓	51.34	63.21
FRN (Wertheimer et al., 2021)	CVPR 2021	ResNet12	Fine-tuning	✓		✓	50.23	60.56
Yang et al (Yang et al., 2022)	ECCV 2022	ResNet12	Fine-tuning	✓		✓	58.01	69.32
LP-FT-FB (Wang et al., 2022)	ICLR 2023	ResNet12	Fine-tuning	✓	✓		56.21	70.21
MAML (Finn et al., 2017)	ICML 2017	ResNet12	Meta		✓	✓	45.01	54.21
Versa (Gordon et al., 2018)	NeurIPS 2018	ResNet12	Meta		✓	✓	39.64	53.06
R2D2 (Bertinetto et al., 2019)	ICLR 2019	ResNet12	Meta		✓	✓	45.25	60.14
MTL (Sun et al., 2019)	CVPR 2019	ResNet12	Meta	✓		✓	44.23	58.04
ANIL (Raghu et al., 2020)	ICLR 2020	ResNet12	Meta		✓	✓	36.58	50.54
BOIL (Oh et al., 2020)	ICLR 2021	ResNet12	Meta		✓	✓	44.09	55.61
CDKT+ML (Ke et al., 2023)	NeurIPS 2023	ResNet18	Meta		✓	✓	44.86	61.42
CDKT+PL (Ke et al., 2023)	NeurIPS 2023	ResNet18	Meta		✓	✓	43.21	59.87
CovaMNet (Li et al., 2019b)	AAAI 2019	ResNet12	Metric	✓			47.81	58.43
DN4 (Li et al., 2019a)	CVPR 2019	ResNet12	Metric	✓			45.04	57.68
CAN (Hou et al., 2019)	NeurIPS 2019	ResNet12	Metric	✓			48.93	62.36
DeepBDC (Xie et al., 2022)	CVPR 2022	ResNet12	Metric		✓	✓	46.78	62.54
FGFL (Cheng et al., 2023)	ICCV 2023	ResNet12	Metric		✓	✓	46.78	64.32
PUTM (Tian et al., 2023)	ICCV 2023	ResNet18	Metric		✓	✓	60.23	72.36
TSA+DETA (Zhang et al., 2023a)	ICCV 2023	ResNet18	Metric		✓	✓	51.42	61.58
MoCo (He et al., 2020)	CVPR 2020	ResNet50	Self-supervised learning		✓	✓	56.90	70.65
SimCLR (Chen et al., 2020)	ICML 2020	ResNet50	Self-supervised learning		✓	✓	58.12	71.21
ProtoNet (Snell et al., 2017)	NeurIPS 2017	ResNet18	Metric		✓		43.14	57.84
+ rot. + SSFSL (Su et al., 2020)	ECCV 2020	ResNet18	Self-supervised learning		✓		40.65	54.31
+ rot. + HTS (Zhang et al., 2022a)	ECCV 2022	ResNet18	Self-supervised learning		✓		42.06	55.13
+ jig. + SSFSL (Su et al., 2020)	ECCV 2020	ResNet18	Self-supervised learning	✓			45.43	58.91
+ rot. + jig. + SSFSL (Su et al., 2020)	ECCV 2020	ResNet18	Self-supervised learning		✓		44.46	59.01
ProtoNet (Snell et al., 2017)	NeurIPS 2017	ResNet12	Metric		✓		42.69	59.50
+ rot. + SLA (Lee et al., 2020)	ICML 2020	ResNet12	Self-supervised learning		✓		40.29	58.09
+ rot. + HTS (Zhang et al., 2022a)	ECCV 2022	ResNet12	Self-supervised learning		✓	✓	43.19	60.50
ProtoNet (Snell et al., 2017)	NeurIPS 2017	WRN-28-10	Metric		✓		43.67	60.78
+ rot. + BF3S (Gidaris et al., 2019)	ICCV 2019	WRN-28-10	Self-supervised learning		✓		43.78	57.64
+ rot. + HTS (Zhang et al., 2022a)	ECCV 2022	WRN-28-10	Self-supervised learning		✓		45.31	62.31

episode \mathcal{T}_e has a support set \mathcal{S}_e and a query set \mathcal{Q}_e , where \mathcal{S}_e and \mathcal{Q}_e share the same categories but different images. Therefore, we have two sample episodic strategies: independent and identically distributed (IID) episode, *i.e.*, the support and query images with the *same* contexts, and out-of-distribution (OOD) episode, *i.e.*, the support and query images with the *different* contexts.

5 EXPERIMENTS

In this section, we evaluate the spurious-correlation performance of the state-of-the-art methods optimized with different learning strategies. These experiments further demonstrate that SC-FSC is still a major challenge. (see Appendix C and D for more experimental details and results).

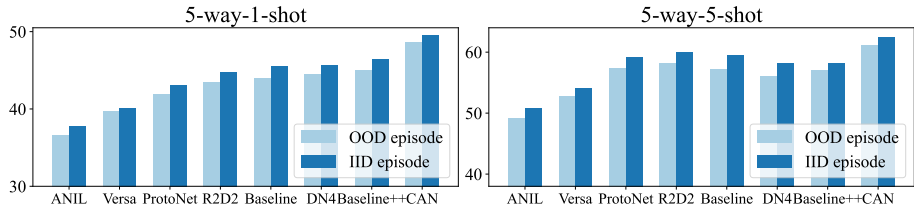
5.1 EXPERIMENTAL SETUP

Few-shot classification methods. We evaluate the performance with a large number of algorithms that span different learning strategies, including: (1) Five *fine-tuning based methods*: Baseline (Chen et al., 2019), Baseline++ (Chen et al., 2019), RFS-simple (Tian et al., 2020a), Neg-Cosine (Liu et al., 2020) and SKD-GEN0 (Rajasegaran et al., 2020). (2) Six *metric-based methods*: ProtoNet (Snell et al., 2017), RelationNet (Sung et al., 2018), CovaMNet (Li et al., 2019b), DN4 (Li et al., 2019a), CAN (Hou et al., 2019) and RENet (Kang et al., 2021). (3) Six *meta-based methods*: MAML (Finn et al., 2017), Versa (Gordon et al., 2018), R2D2 (Bertinetto et al., 2019), MTL (Sun et al., 2019), ANIL (Raghu et al., 2020) and BOIL (Oh et al., 2020). (4) Six *self-supervised learning methods*: MoCo (He et al., 2020), SimCLR (Chen et al., 2020), SSFSL (Su et al., 2020), HTS (Zhang et al., 2022a), SLA (Lee et al., 2020) and BF3S (Gidaris et al., 2019). (5) Seven *cross-domain methods*: Linear (Yue et al., 2020), Cosine (Yue et al., 2020), k -NN (Yue et al., 2020), ATA (Wang & Deng, 2021), FT (Tseng et al., 2020), LRP (Sun et al., 2021) and IFSL (Yue et al., 2020).

Backbone architectures. Following prior literatures (Li et al., 2023d), all fine-tuning based methods, metric-based methods and meta-based methods adopt three different embedding backbones from shallow to deep, *i.e.*, Conv64F, ResNet12 and ResNet18. For other learning strategy methods,

Table 3: Experiments of cross-domain and spurious-correlation few-shot classification methods.

Method	Conference	Type	GL	LL	TT	5-way 1-shot	5-way 5-shot
RelationNet (Sung et al., 2018)	CVPR 2018	Metric		✓		45.32 ± 0.48	57.73 ± 0.45
+ATA (Wang & Deng, 2021)	IJCAI 2021	CD-FSC		✓		43.24 ± 0.47	56.94 ± 0.47
+FT (Tseng et al., 2020)	ICLR 2020	CD-FSC		✓		45.37 ± 0.50	58.74 ± 0.48
GNN (Satorras & Estrach, 2018)	ICLR 2018	Metric		✓		48.14 ± 0.55	61.94 ± 0.56
+ATA (Wang & Deng, 2021)	IJCAI 2021	CD-FSC		✓		46.78 ± 0.55	61.78 ± 0.52
+FT (Tseng et al., 2020)	ICLR 2020	CD-FSC		✓		47.30 ± 0.56	65.90 ± 0.56
TPN (Liu et al., 2018)	ICLR 2019	Metric		✓		49.65 ± 0.51	60.62 ± 0.47
+ATA (Wang & Deng, 2021)	IJCAI 2021	CD-FSC		✓		47.15 ± 0.53	60.33 ± 0.31
+FT (Tseng et al., 2020)	ICLR 2020	CD-FSC		✓		45.62 ± 0.51	55.78 ± 0.52
Linear (Yue et al., 2020)	NeurIPS 2020	Fine-tuning				43.31 ± 0.40	57.87 ± 0.41
Cosine (Yue et al., 2020)	NeurIPS 2020	Fine-tuning	✓		✓	42.81 ± 0.42	56.33 ± 0.41
<i>k</i> -NN (Yue et al., 2020)	NeurIPS 2020	Fine-tuning	✓		✓	42.22 ± 0.42	57.93 ± 0.42
MAML (Finn et al., 2017)	ICML 2017	Meta		✓	✓	44.09 ± 0.52	53.98 ± 0.48
+IFSL (Yue et al., 2020)	NeurIPS 2020	SC-FSC		✓	✓	43.42 ± 0.51	55.00 ± 0.48
MTL (Sun et al., 2019)	CVPR 2019	Meta		✓	✓	43.80 ± 0.48	57.18 ± 0.48
+IFSL (Yue et al., 2020)	NeurIPS 2020	SC-FSC		✓	✓	43.42 ± 0.48	56.90 ± 0.48
MatchingNet (Vinyals et al., 2016)	NeurIPS 2016	Metric		✓		43.72 ± 0.49	56.12 ± 0.49
+IFSL (Yue et al., 2020)	NeurIPS 2020	SC-FSC		✓		44.11 ± 0.49	55.86 ± 0.49
SIB (Hu et al., 2020)	ICLR 2020	Meta			✓	48.43 ± 0.57	58.53 ± 0.51
+IFSL (Yue et al., 2020)	NeurIPS 2020	SC-FSC		✓	✓	47.97 ± 0.54	58.41 ± 0.50

Figure 3: Experiments of the test-tuning phase with different sampling episodes, *i.e.*, IID and OOD.

we adopt different feature backbones based on the corresponding original papers, *e.g.*, ResNet10 for cross-domain few-shot classification methods, WRN-28-10 for self-supervised learning methods.

Evaluation protocols. Following the prior work (Li et al., 2023d), in this paper, we control the evaluation for all methods, evaluate them on 600 sampled tasks and repeat this process five times, *i.e.*, a total of 3,000 tasks. The top-1 mean accuracy will be reported. All images are resized into 84×84 by using the single center crop (Li et al., 2019b). Three common tricks are used: (1) *Global-label (GL)* indicates that the global labels of the training set are used for pre-training during the training phase. (2) *Local-label (LL)* means that only the specific local labels are used in the episodic training phase. (3) *Test-tune (TT)* means test-tuning of using the support set at the testing stage.

5.2 MAIN RESULTS

In this section, we conduct extensive experiments on various methods with six learning strategies.

Experiments in fine-tuning, metric- and meta-based methods and self-supervised methods. We evaluate the performance of 17 competing few-shot methods and six self-supervised methods in our MetaCoCo. The results of the 5-way 1- or 5-shot setting are shown in Table 2. From Table 2, we have the following findings: (1) We find that the performance of all methods decreases compared with existing FSC benchmarks (Li et al., 2023d), which demonstrates that these methods are insufficient in solving the spurious-correlation-shift problem. (2) Previous works introduced self-supervised learning to improve the generalization of FSC models, but experiments have shown that this is not suitable for the SC-FSC problem. In some cases, using self-supervised learning even damages the performance, *i.e.*, ProtoNet has 43.14% in 1-shot, but the accuracy by using rotation is 40.65%.

Experiments in CD-FSC and SC-FSC methods. Table 3 displays the accuracy of seven CD-FSC methods. These methods have a significant performance on solving the cross-domain-shift problem on the Meta-dataset (Triantafillou et al., 2020) and BSCD-FSL (Guo et al., 2020). However, in MetaCoCo, the advantages of these methods disappear, resulting in weaker performance, even worse than non-cross-domain FSC methods. It is worth noting that the main motivation of IFSL (Yue et al., 2020) is to use the idea of causality to solve the impact of spurious correlation between contextual information and images on the model training phase. However, we observe a substantial decrease of the performance on the real-world spurious-correlation benchmark, *i.e.*, MetaCoCo.

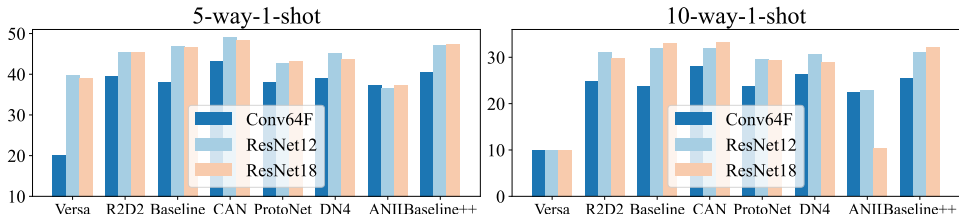


Figure 4: Experiments of different backbone architectures under 5-way and 10-way 1-shot settings.

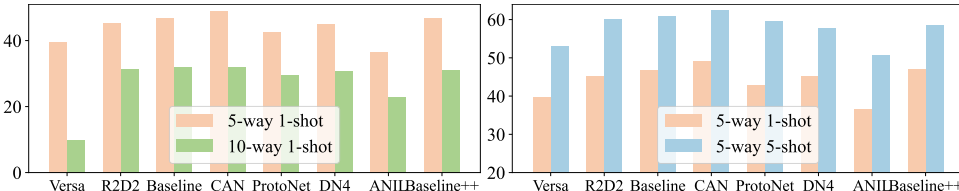


Figure 5: Experimental results of different ways (left) and shots (right) on testing performance.

To this end, according to these experimental results, we observe that most methods are insufficient to solve the spurious-correlation-shift FSC problem. We hope the proposed MetaCoCo can facilitate future research on the important and real-world problem for few-shot classification.

5.3 IN-DEPTH STUDY

To further analyze the influence of spurious shifts in MetaCoCo, we conduct in-depth experiments.

Effect of the IID and OOD episodes. Figure 3 shows the results of FSC methods under 5-way 1- and 5-shot settings. The IID and OOD episodes represent the same and different contexts of the support and query sets during the test-tuning phase, respectively (see Section 4). These results clearly denote that the learning process of the IID episode is better than the optimization process of the OOD episode. This further demonstrates that the model tends to utilize contextual information during the learning process. Once images do not match the contexts, the performance will deteriorate.

Effect of different backbone architectures. In Chen et al. (2019), they change the depth of the feature backbone to reduce intra-class variation for all methods. Following this paper, we start from Conv64F and gradually increase the backbone to ResNet12 and 18. The experiments under 5-way and 10-way 1-shot settings are shown in Figure 4. It is arguably a common sense that the stronger backbone is used, the performance is best. However, we surprisingly find that this may not be always in the SC-FSC problem. Figure 4 shows the performance degradation in some settings.

Ways and shots analysis. We further study the performance of “ways” (Figure 5 left) and “shots” (Figure 5 right). As expected, we found that the difficulty increases as the way increases, and performance degrades. More examples per class, on the other hand, indeed make it easier to correctly classify that class. Interestingly, Versa presents a poor performance with increasing the way but it improves at a high rate when the shot increases, which further represents that the contextual effects become larger when the task becomes difficult. CAN has the best accuracy under all settings because it uses a transduction strategy to introduce query samples in the training phase, which destroys the strong spurious correlations between contexts and images.

6 CONCLUSION

In this paper, we present Meta Concept Context (MetaCoCo), a large-scale, diverse and realistic environment benchmark for spurious-correlation few-shot classification. We believe that our exploration of various modes on MetaCoCo has uncovered interesting directions for future works: it remains unclear what is the best learning strategy for avoiding the effect of spurious-correlation contexts and the most appropriate episodic sample. Current models even including these cross-domain FSC models don’t work when trained on mismatching contexts. Current models are also not robust to the amount of data in testing episodes, each excelling in a different part of the spectrum. We believe that addressing these shortcomings constitutes an important research goal moving forward.

ACKNOWLEDGMENTS

This work was supported in part by National Natural Science Foundation of China (No. U20A20387, 62376243, 62037001, 623B2002), the StarryNight Science Fund of Zhejiang University Shanghai Institute for Advanced Study (SN-ZJU-SIAS-0010) and Project by Shanghai AI Laboratory (P22KS00111). All opinions in this paper are those of the authors and do not necessarily reflect the views of the funding agencies.

REFERENCES

- Faruk Ahmed, Yoshua Bengio, Harm van Seijen, and Aaron Courville. Systematic generalisation with group invariant predictions. In *International Conference on Learning Representations, ICLR*, 2020.
- Martin Arjovsky, Léon Bottou, Ishaan Gulrajani, and David Lopez-Paz. Invariant risk minimization. *arXiv preprint arXiv:1907.02893*, 2019.
- Jun-Hyun Bae, Inchul Choi, and Minho Lee. Meta-learned invariant risk minimization. *arXiv preprint arXiv:2103.12947*, 2021.
- Shuanghao Bai, Min Zhang, Wanqi Zhou, Siteng Huang, Zhirong Luan, Donglin Wang, and Badong Chen. Prompt-based distribution alignment for unsupervised domain adaptation. In *Proceedings of the AAAI conference on artificial intelligence, AAAI*, 2024.
- Luca Bertinetto, Joao F Henriques, Philip HS Torr, and Andrea Vedaldi. Meta-learning with differentiable closed-form solvers. In *Proceedings of the International Conference on Learning Representations, ICLR*, 2019.
- Shiyu Chang, Yang Zhang, Mo Yu, and Tommi Jaakkola. Invariant rationalization. In *International Conference on Machine Learning, ICML*, pp. 1448–1458. PMLR, 2020.
- Ting Chen, Simon Kornblith, Mohammad Norouzi, and Geoffrey Hinton. A simple framework for contrastive learning of visual representations. In *International Conference on Machine Learning, ICML*, pp. 1597–1607. PMLR, 2020.
- Wei-Yu Chen, Yen-Cheng Liu, Zsolt Kira, Yu-Chiang Frank Wang, and Jia-Bin Huang. A closer look at few-shot classification. In *International Conference on Learning Representations, ICLR*, 2019.
- Yinbo Chen, Zhuang Liu, Huijuan Xu, Trevor Darrell, and Xiaolong Wang. Meta-baseline: exploring simple meta-learning for few-shot learning. In *Proceedings of the IEEE/CVF International Conference on Computer Vision, ICCV*, 2021.
- Hao Cheng, Siyuan Yang, Joey Tianyi Zhou, Lanqing Guo, and Bihan Wen. Frequency guidance matters in few-shot learning. In *Proceedings of the IEEE/CVF International Conference on Computer Vision, ICCV*, pp. 11814–11824, 2023.
- Mircea Cimpoi, Subhansu Maji, Iasonas Kokkinos, Sammy Mohamed, and Andrea Vedaldi. Describing textures in the wild. In *Proceedings of the IEEE Conference on Computer Vision and Pattern Recognition, CVPR*, pp. 3606–3613, 2014.
- Noel Codella, Veronica Rotemberg, Philipp Tschandl, M Emre Celebi, Stephen Dusza, David Gutman, Brian Helba, Aadi Kaloo, Konstantinos Liopyris, Michael Marchetti, et al. Skin lesion analysis toward melanoma detection 2018: A challenge hosted by the international skin imaging collaboration (isic). *arXiv preprint arXiv:1902.03368*, 2019.
- Jia Deng, Wei Dong, Richard Socher, Li-Jia Li, Kai Li, and Li Fei-Fei. Imagenet: A large-scale hierarchical image database. In *2009 IEEE Conference on Computer Vision and Pattern Recognition, CVPR*, pp. 248–255. Ieee, 2009.
- Carl Doersch, Ankush Gupta, and Andrew Zisserman. Crosstransformers: spatially-aware few-shot transfer. In *Advances in neural information processing systems, NeurIPS*, volume 33, pp. 21981–21993, 2020.

- Chelsea Finn, Pieter Abbeel, and Sergey Levine. Model-agnostic meta-learning for fast adaptation of deep networks. In *Proceedings of the 34th International Conference on Machine Learning, ICML, 2017*.
- Spyros Gidaris, Andrei Bursuc, Nikos Komodakis, Patrick Pérez, and Matthieu Cord. Boosting few-shot visual learning with self-supervision. In *Proceedings of the IEEE/CVF international conference on computer vision, ICCV*, pp. 8059–8068, 2019.
- Jonathan Gordon, John Bronskill, Matthias Bauer, Sebastian Nowozin, and Richard E Turner. Versa: Versatile and efficient few-shot learning. In *Third workshop on Bayesian Deep Learning*, 2018.
- Yunhui Guo, Noel Codella, Leonid Karlinsky, James V. Codella, John R. Smith, Kate Saenko, Tajana Rosing, and Rogério Feris. A broader study of cross-domain few-shot learning. In *European Conference on Computer Vision, ECCV, 2020*.
- Kaiming He, Haoqi Fan, Yuxin Wu, Saining Xie, and Ross Girshick. Momentum contrast for unsupervised visual representation learning. In *Proceedings of the IEEE/CVF Conference on Computer Vision and Pattern Recognition, CVPR*, pp. 9729–9738, 2020.
- Yue He, Zheyang Shen, and Peng Cui. Towards non-iid image classification: A dataset and baselines. *Pattern Recognition*, 110:107383, 2021.
- Patrick Helber, Benjamin Bischke, Andreas Dengel, and Damian Borth. Eurosat: A novel dataset and deep learning benchmark for land use and land cover classification. *IEEE Journal of Selected Topics in Applied Earth Observations and Remote Sensing*, 12(7):2217–2226, 2019.
- Ruibing Hou, Hong Chang, Bingpeng Ma, Shiguang Shan, and Xilin Chen. Cross attention network for few-shot classification. In *Advances in neural information processing systems, NeurIPS*, volume 32, 2019.
- Sebastian Houben, Johannes Stallkamp, Jan Salmen, Marc Schlipsing, and Christian Igel. Detection of traffic signs in real-world images: The german traffic sign detection benchmark. In *The 2013 international joint conference on neural networks (IJCNN)*, pp. 1–8. Ieee, 2013.
- Shell Xu Hu, Pablo G Moreno, Yang Xiao, Xi Shen, Guillaume Obozinski, Neil D Lawrence, and Andreas Damianou. Empirical bayes transductive meta-learning with synthetic gradients. *International Conference on Learning Representations, ICLR, 2020*.
- Shanshan Huang, Haoxuan Li, Qingsong Li, Chunyuan Zheng, and Li Liu. Pareto invariant representation learning for multimedia recommendation. In *ACM International Conference on Multimedia, 2023*.
- Jonas Jongejan, Henry Rowley, Takashi Kawashima, Jongmin Kim, and Nick Fox-Gieg. The quick, draw!-ai experiment. *Mount View, CA, accessed Feb*, 17(2018):4, 2016.
- Prithish Kamath, Akilesh Tangella, Danica Sutherland, and Nathan Srebro. Does invariant risk minimization capture invariance? In *International Conference on Artificial Intelligence and Statistics, AISTATS*, pp. 4069–4077. PMLR, 2021.
- Dahyun Kang, Heeseung Kwon, Juhong Min, and Minsu Cho. Relational embedding for few-shot classification. In *Proceedings of the IEEE/CVF International Conference on Computer Vision, ICCV*, pp. 8822–8833, 2021.
- Tianjun Ke, Haoqun Cao, Zenan Ling, and Feng Zhou. Revisiting logistic-softmax likelihood in bayesian meta-learning for few-shot classification. In *Advances in neural information processing systems, NeurIPS, 2023*.
- Aditya Khosla, Nityananda Jayadevaprakash, Bangpeng Yao, and Fei-Fei Li. Novel dataset for fine-grained image categorization: Stanford dogs. In *Proc. CVPR Workshop on Fine-Grained Visual Categorization, FGVC, 2011*.
- Jonathan Krause, Michael Stark, Jia Deng, and Li Fei-Fei. 3d object representations for fine-grained categorization. In *Proceedings of the IEEE international conference on computer vision workshops*, pp. 554–561, 2013.

- Alex Krizhevsky, Geoffrey Hinton, et al. Learning multiple layers of features from tiny images. 2009.
- David Krueger, Ethan Caballero, Joern-Henrik Jacobsen, Amy Zhang, Jonathan Binas, Dinghuai Zhang, Remi Le Priol, and Aaron Courville. Out-of-distribution generalization via risk extrapolation (rex). In *International Conference on Machine Learning, ICML*, 2021.
- Kun Kuang, Peng Cui, Susan Athey, Ruoxuan Xiong, and Bo Li. Stable prediction across unknown environments. In *proceedings of the 24th ACM SIGKDD international conference on knowledge discovery & data mining, KDD*, pp. 1617–1626, 2018.
- Brenden M Lake, Ruslan Salakhutdinov, and Joshua B Tenenbaum. Human-level concept learning through probabilistic program induction. *Science*, 350(6266):1332–1338, 2015.
- Hankook Lee, Sung Ju Hwang, and Jinwoo Shin. Self-supervised label augmentation via input transformations. In *International Conference on Machine Learning, ICML*, pp. 5714–5724. PMLR, 2020.
- Haoxuan Li, Yan Lyu, Chunyuan Zheng, and Peng Wu. TDR-CL: Targeted doubly robust collaborative learning for debiased recommendations. In *International Conference on Learning Representations, ICLR, 2023a*.
- Haoxuan Li, Yanghao Xiao, Chunyuan Zheng, and Peng Wu. Balancing unobserved confounding with a few unbiased ratings in debiased recommendations. In *Proceedings of the ACM Web Conference, WWW*, pp. 1305–1313, 2023b.
- Haoxuan Li, Chunyuan Zheng, and Peng Wu. StableDR: Stabilized doubly robust learning for recommendation on data missing not at random. In *International Conference on Learning Representations, ICLR, 2023c*.
- Haoxuan Li, Chunyuan Zheng, Yanghao Xiao, Peng Wu, Zhi Geng, Xu Chen, and Peng Cui. Debiased collaborative filtering with kernel-based causal balancing. In *International Conference on Learning Representations, ICLR, 2024*.
- Wei-Hong Li, Xiaolei Liu, and Hakan Bilen. Cross-domain few-shot learning with task-specific adapters. In *Proceedings of the IEEE/CVF Conference on Computer Vision and Pattern Recognition, CVPR*, pp. 7161–7170, 2022.
- Wenbin Li, Lei Wang, Jinglin Xu, Jing Huo, Yang Gao, and Jiebo Luo. Revisiting local descriptor based image-to-class measure for few-shot learning. In *Proceedings of the IEEE/CVF Conference on Computer Vision and Pattern Recognition, CVPR*, 2019a.
- Wenbin Li, Jinglin Xu, Jing Huo, Lei Wang, Yang Gao, and Jiebo Luo. Distribution consistency based covariance metric networks for few-shot learning. In *Proceedings of the AAAI conference on artificial intelligence, AAAI*, pp. 8642–8649, 2019b.
- Wenbin Li, Chuanqi Dong, Pinzhao Tian, Tiexin Qin, Xuesong Yang, Ziyi Wang, Jing Huo, Yinghuan Shi, Lei Wang, Yang Gao, et al. Libfewshot: A comprehensive library for few-shot learning. *IEEE Transactions on Pattern Analysis and Machine Intelligence, TPAMI*, 2023d.
- Hanwen Liang, Qiong Zhang, Peng Dai, and Juwei Lu. Boosting the generalization capability in cross-domain few-shot learning via noise-enhanced supervised autoencoder. In *Proceedings of the IEEE/CVF International Conference on Computer Vision, ICCV*, pp. 9424–9434, 2021.
- Weixin Liang and James Zou. Metashift: A dataset of datasets for evaluating contextual distribution shifts and training conflicts. In *International Conference on Learning Representations, ICLR*, 2022.
- Tsung-Yi Lin, Michael Maire, Serge Belongie, James Hays, Pietro Perona, Deva Ramanan, Piotr Dollár, and C Lawrence Zitnick. Microsoft coco: Common objects in context. In *13th European Conference, Zurich, Switzerland, September 6-12, 2014, Proceedings, Part V 13, ECCV*, pp. 740–755. Springer, 2014.

- Bin Liu, Yue Cao, Yutong Lin, Qi Li, Zheng Zhang, Mingsheng Long, and Han Hu. Negative margin matters: Understanding margin in few-shot classification. In *Computer Vision—ECCV 2020: 16th European Conference, Glasgow, UK, August 23–28, 2020, Proceedings, Part IV 16*, pp. 438–455. Springer, 2020.
- Yanbin Liu, Juho Lee, Minseop Park, Saehoon Kim, Eunho Yang, Sung Ju Hwang, and Yi Yang. Learning to propagate labels: Transductive propagation network for few-shot learning. *arXiv preprint arXiv:1805.10002*, 2018.
- Yanbin Liu, Juho Lee, Linchao Zhu, Ling Chen, Humphrey Shi, and Yi Yang. A multi-mode modulator for multi-domain few-shot classification. In *Proceedings of the IEEE/CVF International Conference on Computer Vision, ICCV*, pp. 8453–8462, 2021.
- Xu Luo, Longhui Wei, Liangjian Wen, Jinrong Yang, Lingxi Xie, Zenglin Xu, and Qi Tian. Rectifying the shortcut learning of background for few-shot learning. In *Advances in neural information processing systems, NeurIPS*, 2021.
- George A Miller. Wordnet: a lexical database for english. *Communications of the ACM*, 38(11): 39–41, 1995.
- Sharada P Mohanty, David P Hughes, and Marcel Salathé. Using deep learning for image-based plant disease detection. *Frontiers in plant science*, 7:1419, 2016.
- Saeid Motiian, Quinn Jones, Seyed Iranmanesh, and Gianfranco Doretto. Few-shot adversarial domain adaptation. In *Advances in neural information processing systems, NeurIPS*, volume 30, 2017.
- Maria-Elena Nilsback and Andrew Zisserman. Automated flower classification over a large number of classes. In *2008 Sixth Indian Conference on Computer Vision, Graphics & Image Processing*, pp. 722–729. IEEE, 2008.
- Jaehoon Oh, Hyungjun Yoo, ChangHwan Kim, and Se-Young Yun. Boil: Towards representation change for few-shot learning. In *International Conference on Learning Representations, ICLR*, 2020.
- Jaehoon Oh, Sungnyun Kim, Namgyu Ho, Jin-Hwa Kim, Hwanjun Song, and Se-Young Yun. Understanding cross-domain few-shot learning based on domain similarity and few-shot difficulty. In *Advances in Neural Information Processing Systems, NeurIPS*, 2022.
- Xingchao Peng, Qinxun Bai, Xide Xia, Zijun Huang, Kate Saenko, and Bo Wang. Moment matching for multi-source domain adaptation. In *Proceedings of the IEEE/CVF international conference on computer vision*, pp. 1406–1415, 2019.
- J Peters, Peter Buhlmann, and N Meinshausen. Causal inference using invariant prediction: identification and confidence intervals. *arxiv. Methodology*, 2015.
- Alec Radford, Jong Wook Kim, Chris Hallacy, Aditya Ramesh, Gabriel Goh, Sandhini Agarwal, Girish Sastry, Amanda Askell, Pamela Mishkin, Jack Clark, et al. Learning transferable visual models from natural language supervision. In *International Conference on Machine Learning, ICML*, pp. 8748–8763. PMLR, 2021.
- Aniruddh Raghu, Maithra Raghu, Samy Bengio, and Oriol Vinyals. Rapid learning or feature reuse? towards understanding the effectiveness of MAML. In *International Conference on Learning Representations, ICLR*, 2020.
- Jathushan Rajasegaran, Salman Khan, Munawar Hayat, Fahad Shahbaz Khan, and Mubarak Shah. Self-supervised knowledge distillation for few-shot learning. *arXiv preprint arXiv:2006.09785*, 2020.
- Elan Rosenfeld, Pradeep Ravikumar, and Andrej Risteski. The risks of invariant risk minimization. *arXiv preprint arXiv:2010.05761*, 2020.

- Olga Russakovsky, Jia Deng, Hao Su, Jonathan Krause, Sanjeev Satheesh, Sean Ma, Zhiheng Huang, Andrej Karpathy, Aditya Khosla, Michael Bernstein, et al. Imagenet large scale visual recognition challenge. *International journal of computer vision, IJCV*, 2015.
- Andrei A. Rusu, Dushyant Rao, Jakub Sygnowski, Oriol Vinyals, Razvan Pascanu, Simon Osindero, and Raia Hadsell. Meta-learning with latent embedding optimization. In *International Conference on Learning Representations, ICLR*, 2019.
- Shiori Sagawa, Pang Wei Koh, Tatsunori B Hashimoto, and Percy Liang. Distributionally robust neural networks for group shifts: On the importance of regularization for worst-case generalization. *International Conference on Learning Representations, ICLR*, 2019.
- Victor Garcia Satorras and Joan Bruna Estrach. Few-shot learning with graph neural networks. In *International Conference on Learning Representations, ICLR*, 2018.
- Brigit Schroeder and Yin Cui. Fgvcx fungi classification challenge 2018. Available online: github.com/visipedia/fgvcx_fungi_comp (accessed on 14 July 2021), 2018.
- Zheyang Shen, Jiashuo Liu, Yue He, Xingxuan Zhang, Renzhe Xu, Han Yu, and Peng Cui. Towards out-of-distribution generalization: A survey. *arXiv preprint arXiv:2108.13624*, 2021.
- Jake Snell, Kevin Swersky, and Richard Zemel. Prototypical networks for few-shot learning. In *Advances in neural information processing systems, NeurIPS*, 2017.
- Yisheng Song, Ting Wang, Puyu Cai, Subrota K Mondal, and Jyoti Prakash Sahoo. A comprehensive survey of few-shot learning: Evolution, applications, challenges, and opportunities. *ACM Computing Surveys*, 2022.
- Jong-Chyi Su, Subhransu Maji, and Bharath Hariharan. When does self-supervision improve few-shot learning? In *European Conference on Computer Vision, ECCV*, pp. 645–666. Springer, 2020.
- Jiamei Sun, Sebastian Lapuschkin, Wojciech Samek, Yunqing Zhao, Ngai-Man Cheung, and Alexander Binder. Explanation-guided training for cross-domain few-shot classification. In *25th International Conference on Pattern Recognition, ICPR*, 2021.
- Qianru Sun, Yaoyao Liu, Tat-Seng Chua, and Bernt Schiele. Meta-transfer learning for few-shot learning. In *Proceedings of the IEEE/CVF Conference on Computer Vision and Pattern Recognition*, pp. 403–412, 2019.
- Flood Sung, Yongxin Yang, Li Zhang, Tao Xiang, Philip HS Torr, and Timothy M Hospedales. Learning to compare: relation network for few-shot learning. *IEEE Conference on Computer Vision and Pattern Recognition, CVPR*, 2018.
- Zihao Tang, Zheqi Lv, Shengyu Zhang, Fei Wu, and Kun Kuang. Modelgpt: Unleashing llm’s capabilities for tailored model generation, 2024.
- Long Tian, Jingyi Feng, Xiaoqiang Chai, Wenchao Chen, Liming Wang, Xiyang Liu, and Bo Chen. Prototypes-oriented transductive few-shot learning with conditional transport. In *Proceedings of the IEEE/CVF International Conference on Computer Vision, ICCV*, pp. 16317–16326, 2023.
- Yonglong Tian, Yue Wang, Dilip Krishnan, Joshua B Tenenbaum, and Phillip Isola. Rethinking few-shot image classification: a good embedding is all you need? In *European Conference on Computer Vision, ECCV*, 2020a.
- Zhuotao Tian, Hengshuang Zhao, Michelle Shu, Zhicheng Yang, Ruiyu Li, and Jiaya Jia. Prior guided feature enrichment network for few-shot segmentation. *IEEE Transactions on Pattern Analysis and Machine Intelligence, TPAMI*, 44(2):1050–1065, 2020b.
- Eleni Triantafyllou, Tyler Zhu, Vincent Dumoulin, Pascal Lamblin, Utku Evci, Kelvin Xu, Ross Goroshin, Carles Gelada, Kevin Swersky, Pierre-Antoine Manzagol, et al. Meta-Dataset: A dataset of datasets for learning to learn from few examples. 2020.

- Eleni Triantafillou, Hugo Larochelle, Richard Zemel, and Vincent Dumoulin. Learning a universal template for few-shot dataset generalization. In *International Conference on Machine Learning, ICML*, pp. 10424–10433. PMLR, 2021.
- Philipp Tschandl, Cliff Rosendahl, and Harald Kittler. The ham10000 dataset, a large collection of multi-source dermatoscopic images of common pigmented skin lesions. *Scientific data*, 5(1):1–9, 2018.
- Hung-Yu Tseng, Hsin-Ying Lee, Jia-Bin Huang, and Ming-Hsuan Yang. Cross-domain few-shot classification via learned feature-wise transformation. In *International Conference on Learning Representations, ICLR*, 2020.
- Grant Van Horn, Oisín Mac Aodha, Yang Song, Yin Cui, Chen Sun, Alex Shepard, Hartwig Adam, Pietro Perona, and Serge Belongie. The inaturalist species classification and detection dataset. In *Proceedings of the IEEE Conference on Computer Vision and Pattern Recognition, CVPR*, pp. 8769–8778, 2018.
- Oriol Vinyals, Charles Blundell, Tim Lillicrap, Koray Kavukcuoglu, and Daan Wierstra. Matching networks for one shot learning. In *Advances in neural information processing systems, NeurIPS*, 2016.
- Catherine Wah, Steve Branson, Peter Welinder, Pietro Perona, and Serge Belongie. The caltech-ucsd birds-200-2011 dataset. 2011.
- Hao Wang, Jiajun Fan, Zhichao Chen, Haoxuan Li, Weiming Liu, Tianqiao Liu, Quanyu Dai, Yichao Wang, Zhenhua Dong, and Ruiming Tang. Optimal transport for treatment effect estimation. In *Advances in neural information processing systems, NeurIPS*, volume 36, 2024.
- Haoqing Wang and Zhi-Hong Deng. Cross-domain few-shot classification via adversarial task augmentation. In *Proceedings of the Thirtieth International Joint Conference on Artificial Intelligence, IJCAI*, 2021.
- Heng Wang, Tan Yue, Xiang Ye, Zihang He, Bohan Li, and Yong Li. Revisit finetuning strategy for few-shot learning to transfer the embeddings. In *International Conference on Learning Representations, ICLR*, 2022.
- Xiao Wang, Peng Cui, Jing Wang, Jian Pei, Wenwu Zhu, and Shiqiang Yang. Community preserving network embedding. In *Proceedings of the AAAI conference on artificial intelligence, AAAI*, volume 31, 2017a.
- Xiaosong Wang, Yifan Peng, Le Lu, Zhiyong Lu, Mohammadhadi Bagheri, and Ronald M Summers. Chestx-ray8: Hospital-scale chest x-ray database and benchmarks on weakly-supervised classification and localization of common thorax diseases. In *Proceedings of the IEEE Conference on Computer Vision and Pattern Recognition, CVPR*, pp. 2097–2106, 2017b.
- Davis Wertheimer, Luming Tang, and Bharath Hariharan. Few-shot classification with feature map reconstruction networks. In *Proceedings of the IEEE/CVF Conference on Computer Vision and Pattern Recognition, CVPR*, pp. 8012–8021, 2021.
- Peng Wu, Haoxuan Li, Yuhao Deng, Wenjie Hu, Quanyu Dai, Zhenhua Dong, Jie Sun, Rui Zhang, and Xiao-Hua Zhou. On the opportunity of causal learning in recommendation systems: Foundation, estimation, prediction and challenges. In *International Joint Conference on Artificial Intelligence, IJCAI*, 2022.
- Xiao Wu, Rachel C Nethery, M Benjamin Sabath, Danielle Braun, and Francesca Dominici. Exposure to air pollution and covid-19 mortality in the united states: A nationwide cross-sectional study. *MedRxiv*, pp. 2020–04, 2020.
- Jiangtao Xie, Fei Long, Jiaming Lv, Qilong Wang, and Peihua Li. Joint distribution matters: Deep brownian distance covariance for few-shot classification. In *Proceedings of the IEEE/CVF Conference on Computer Vision and Pattern Recognition, CVPR*, pp. 7972–7981, 2022.
- Zhanyuan Yang, Jinghua Wang, and Yingying Zhu. Few-shot classification with contrastive learning. In *European Conference on Computer Vision, ECCV*, pp. 293–309. Springer, 2022.

- Huaxiu Yao, Yu Wang, Sai Li, Linjun Zhang, Weixin Liang, James Zou, and Chelsea Finn. Improving out-of-distribution robustness via selective augmentation. In *International Conference on Machine Learning, ICML*, pp. 25407–25437. PMLR, 2022.
- Zhongqi Yue, Hanwang Zhang, Qianru Sun, and Xian-Sheng Hua. Interventional few-shot learning. 2020.
- Ji Zhang, Lianli Gao, Xu Luo, Hengtao Shen, and Jingkuan Song. Deta: Denoised task adaptation for few-shot learning. *Proceedings of the IEEE/CVF International Conference on Computer Vision, ICCV*, 2023a.
- Min Zhang, Donglin Wang, and Sibio Gai. Knowledge distillation for model-agnostic meta-learning. In *European conference on artificial intelligence, ECAI*, pp. 1355–1362. 2020.
- Min Zhang, Siteng Huang, Wenbin Li, and Donglin Wang. Tree structure-aware few-shot image classification via hierarchical aggregation. In *European Conference on Computer Vision, ECCV*, pp. 453–470. Springer, 2022a.
- Min Zhang, Siteng Huang, and Donglin Wang. Domain generalized few-shot image classification via meta regularization network. In *IEEE International Conference on Acoustics, Speech and Signal Processing, ICASSP*, pp. 3748–3752. IEEE, 2022b.
- Min Zhang, Junkun Yuan, Yue He, Wenbin Li, Zhengyu Chen, and Kun Kuang. MAP: Towards balanced generalization of iid and ood through model-agnostic adapters. In *Proceedings of the IEEE/CVF International Conference on Computer Vision, ICCV*, pp. 11921–11931, 2023b.
- Min Zhang, Zifeng Zhuang, Zhitao Wang, Donglin Wang, and Wenbin Li. RotoGBML: Towards out-of-distribution generalization for gradient-based meta-learning. In *IEEE International Conference on Multimedia and Expo, ICME*, 2023c.
- An Zhao, Mingyu Ding, Zhiwu Lu, Tao Xiang, Yulei Niu, Jiechao Guan, and Ji-Rong Wen. Domain-adaptive few-shot learning. In *Proceedings of the IEEE/CVF Winter Conference on Applications of Computer Vision, WACV*, pp. 1390–1399, 2021.
- Bolei Zhou, Agata Lapedriza, Aditya Khosla, Aude Oliva, and Antonio Torralba. Places: A 10 million image database for scene recognition. *IEEE Transactions on Pattern Analysis and Machine Intelligence, TPAMI*, 40(6):1452–1464, 2017.
- Minqin Zhu, Anpeng Wu, Haoxuan Li, Ruoxuan Xiong, Bo Li, Xiaoqing Yang, Xuan Qin, Peng Zhen, Jiecheng Guo, Fei Wu, et al. Contrastive balancing representation learning for heterogeneous dose-response curves estimation. In *Proceedings of the AAAI conference on artificial intelligence, AAAI*, volume 38, pp. 17175–17183, 2024.

A MORE DISCUSSION ON THE EXISTING BENCHMARKS

In Table 1, we have summarized statistics of existing benchmarks. A brief introduction of benchmarks mentioned in this paper is the following. For more details, please refer to the original paper.

miniImageNet (Vinyals et al., 2016). *miniImageNet* is the subsets of the ILSVRC-12 dataset (Russakovsky et al., 2015).

Fine-grained benchmarks. CUB-200-2011 (Wah et al., 2011), Stanford Dogs (Khosla et al., 2011) and Stanford Cars (Krause et al., 2013) are initially designed for fine-grained classification.

Meta-dataset (Triantafillou et al., 2020). Meta-dataset is a cross-domain FSC benchmark and has 10 existing datasets, including ILSVRC-2012 (Deng et al., 2009), Omniglot (Lake et al., 2015), Aircraft (Wah et al., 2011), CUB-200-2011 (Wah et al., 2011), Describable Textures (Cimpoi et al., 2014), Quick Draw (Jongejan et al., 2016), Fungi (Schroeder & Cui, 2018), VGG Flower (Nilsback & Zisserman, 2008), Traffic Signs (Houben et al., 2013) and MSCOCO (Lin et al., 2014).

BSCD-FSL (Guo et al., 2020). BSCD-FSL is also a cross-domain FSC benchmark and has 4 existing datasets, including CropDiseases (Mohanty et al., 2016), EuroSAT (Helber et al., 2019), ISIC2018 (Codella et al., 2019; Tschandl et al., 2018), and ChestX (Wang et al., 2017b).

B DETAILED DATASET STATISTICS

Tables 4 and 5 show the number of samples for concepts and detailed statistics of the MetaCoCo benchmark, respectively. In particular, our benchmark contains 100 concepts (or categories), 155 contexts and 17.6k images. These concepts are from common objects following DomainNet (Peng et al., 2019). The 155 contexts are collected from the adjectives or nouns appeared more frequently with these concepts from WordNet (Miller, 1995). In addition, we show the statistics of samples in each concept in Table 4.

C EXPERIMENTAL DETAILS

In this paper, many feature backbones are used to fair evaluate the performance of few-shot classification methods. Specifically, Conv64F contains four convolutional blocks, each of which consists of a convolutional (Conv) layer, a batch-normalization (BN) layer, a ReLU/LeakyReLU layer and a max-pooling (MP) layer, where the numbers of filters of these blocks are $\{64, 64, 64, 64\}$. ResNet12 consists of four residual blocks, each of which further contains three convolutional blocks (each is built as Conv-BN-ReLU-MP) along with a skip connection layer, where the numbers of filters of these blocks are $\{64, 160, 320, 640\}$. ResNet18 is the standard architecture used in previous works. One important difference between ResNet12 and ResNet18 is that ResNet12 uses Dropblock in each residual block, while ResNet18 does not. In addition, the number of filters of these blocks in ResNet18 is $\{64, 128, 256, 512\}$. ResNet10 is a common backbone architecture in cross-domain few-shot classification methods. It has the same number of filters of blocks as ResNet18, but the number of layers is 1 in each stage. WRN-28-10 is frequently used in self-supervised learning methods, where 28 means the number of layers and 10 is the number of the width.

D MORE EXPERIMENTS

In Tables 6 and 7 and Figures 6 and 7, we show the additional experiments to supplement the results in our main paper. From these additional experiments, we find that most of the existing few-shot classification methods are not robust in the spurious-correlation problem. We hope that these studies and the proposed MetaCoCo can facilitate future research on real-world problems.

Table 4: Number of samples for concepts in the MetaCoCo benchmark.

Training Concepts	dog	cat	bird	table	tree	bear	horse	fence	car	bicycle	motorcycle	train	cow	elephant	bus	chair	truck	airplane	pants	sheep	helicopter	door	monkey
Training Samples	5820	4915	4397	4365	4035	4004	3980	3953	3873	3755	3726	3612	3519	3491	3454	3393	3208	3080	3031	2994	2581	2578	
Training Concepts	umbrella	lion	squirrel	boat	wolf	lizard	tiger	giraffe	tent	hot air balloon	owl	sailboat	seal	frog	jacket	rabbit	goose	kangaroo	flower	ship	cactus	hat	fox
Training Samples	2499	2470	2312	2310	2293	2215	2184	2115	2038	2017	2002	2001	1976	1943	1892	1877	1862	1859	1835	1815	1801	1770	1751
Training Concepts	clock	spider	ostrich	tortoise	butterfly	pumpkin	sunflower	crocodile	bench	mailbox	lifeboat	dolphin	crab	window	pineapple	shorts	bag	toilet					
Training Samples	1729	1723	1703	1672	1619	1588	1548	1499	1491	1466	1451	1182	1155	1141	1072	1026	993	864					
Validation Concepts	carpet	cup	refrigerator	house	zebra	tower	ocean	spoon	suit	fire hydrant	skateboard	pillow	bed	knife	backpack	bridge							
Validation Samples	437	434	431	430	420	381	379	362	357	347	340	329	317	314	312	249							
Testing Concepts	rat	laptop	sink	frame	bowl	coat	bush	cloud	cabinet	shrimp	dress	television	t-shirt	sweater	surfboard	tie	fork	couch	keyboard	curtain			
Testing Samples	857	841	774	763	719	703	661	630	620	552	546	541	540	531	530	506	497	490	483	482			

	Concepts																						
Contexts	dog	cat	bird	table	tree	bear	horse	fence	car	bicycle	motorcycle	train	cow	elephant	bus	chair	truck	airplane	pants	sheep	helicopter	door	monkey
open mouth	0	0	0	0	0	0	0	0	0	0	0	0	0	0	0	0	0	0	0	0	0	0	0
on booth	0	0	0	0	0	0	0	0	112	0	0	0	0	0	0	0	0	0	0	0	0	0	0
howling	0	0	0	0	0	0	0	0	0	0	0	0	0	0	0	0	0	0	0	0	0	0	0
brick	0	0	0	0	0	0	0	0	0	0	0	0	0	0	0	0	0	0	0	0	0	0	0
khaki	0	0	0	0	0	0	0	0	0	0	0	0	0	0	0	0	0	0	0	71	0	0	0
at dock	0	0	0	0	0	0	0	0	0	0	0	0	0	0	0	0	0	0	0	0	0	0	0
on head	0	0	0	0	0	0	0	0	0	0	0	0	0	0	0	0	0	0	0	0	0	0	0
around cloud	0	0	0	0	0	0	0	0	0	0	0	0	0	0	0	0	88	0	0	0	0	0	0
climbing	0	0	0	0	0	0	0	0	0	0	0	0	0	0	0	0	0	0	0	0	0	0	88
stone	0	0	0	0	0	0	0	0	0	0	0	0	0	0	0	0	0	0	0	0	0	0	0
on web	0	0	0	0	0	0	0	0	0	0	0	0	0	0	0	0	0	0	0	0	0	0	0
on a stick	0	0	0	0	0	0	0	0	0	0	0	0	0	0	0	0	0	0	0	0	0	0	0
leather	0	0	0	0	0	0	0	0	0	0	0	0	0	0	58	0	0	0	0	0	0	0	0
cutting	0	0	0	0	0	0	0	0	0	0	0	0	0	0	0	0	0	0	0	0	0	0	0
concrete	0	0	0	0	0	0	0	0	0	0	0	0	0	0	0	0	0	0	0	0	0	0	0
at park	0	0	0	0	0	0	0	81	0	0	0	0	0	0	0	0	0	0	0	0	0	0	0
on iceberg	0	0	0	0	0	0	0	0	0	0	0	0	0	0	0	0	0	0	0	0	0	0	0
on shoulder	0	0	80	0	0	0	0	0	0	0	0	0	0	0	0	0	0	0	0	0	0	0	0
at night	0	0	0	0	0	0	0	0	0	0	0	0	0	0	0	0	0	77	0	0	0	0	0
with flower	0	0	0	0	0	0	0	0	0	0	0	0	0	0	0	0	0	0	0	0	0	0	0
grazing	0	0	0	0	0	22	0	0	0	0	0	0	0	0	0	0	0	0	0	0	0	0	0
paper	0	0	0	0	0	0	0	0	0	0	0	0	0	0	0	0	0	0	0	0	0	0	0
spotted	0	0	0	0	0	0	0	0	0	0	0	75	0	0	0	0	0	0	0	0	0	0	0
at yard	0	0	0	0	0	0	0	0	0	0	0	0	0	75	0	0	0	0	0	0	0	0	0
with bee	0	0	0	0	0	0	0	0	0	0	0	0	0	0	0	0	0	0	0	0	0	0	0
hanging	0	0	0	0	0	0	0	0	0	0	0	0	0	0	0	0	0	0	0	0	0	0	0
clean	0	0	0	0	0	0	0	0	0	0	0	0	0	0	0	0	0	0	0	0	0	0	0
square	0	0	0	38	0	0	0	0	0	0	0	0	0	0	0	0	0	0	0	0	0	0	0
subway	0	0	0	0	0	0	0	0	0	0	0	71	0	0	0	0	0	0	0	0	0	0	0
jumping	41	0	0	0	0	0	29	0	0	0	0	0	0	0	0	0	0	0	0	0	0	0	0
on flower	0	0	0	0	0	0	0	0	0	0	0	0	0	0	0	0	0	0	0	0	0	0	0
landing	0	0	0	0	0	0	0	0	0	0	0	0	0	0	0	0	0	0	0	0	0	0	0
porcelain	0	0	0	0	0	0	0	0	0	0	0	0	0	0	0	0	0	0	0	0	0	0	0
at sunset	0	0	0	0	0	0	0	0	0	0	0	0	0	0	0	0	0	0	66	0	0	0	0
on desk	0	0	0	0	0	0	0	0	0	0	0	0	0	0	0	0	0	0	0	0	0	0	0
fighting	0	0	0	0	0	0	0	0	0	0	0	0	0	0	0	0	0	0	0	0	0	0	0
purple	0	0	0	0	0	0	0	0	0	0	0	0	0	0	0	0	0	0	0	0	0	0	0
off	0	0	0	0	0	0	0	0	0	0	0	0	0	0	0	0	0	0	0	0	0	0	0
gold	0	0	0	0	0	0	0	0	0	0	0	0	0	0	0	0	0	0	0	0	0	0	0
dirty	0	0	0	0	0	0	0	0	0	0	0	0	0	0	0	0	0	0	0	0	0	0	0
resting	21	37	0	0	0	0	0	0	0	0	0	0	0	0	0	0	0	0	0	0	0	0	0
beige	0	0	0	0	0	0	0	0	0	0	0	0	0	0	0	0	0	0	0	0	0	0	0
rectangular	0	0	0	19	0	0	0	0	0	0	0	0	0	0	0	0	0	0	0	0	0	0	0
thin	0	0	0	0	37	0	0	0	0	0	0	0	0	0	0	0	0	0	0	0	0	0	0
thick	0	0	0	0	43	0	0	0	0	0	0	0	0	0	0	0	0	0	0	0	0	0	0
in bucket	0	0	0	0	0	0	0	0	0	0	0	0	0	0	0	0	0	0	0	0	0	0	0
city	0	0	0	0	0	0	0	0	0	0	0	0	0	0	0	0	0	0	0	0	0	0	0
in pouch	0	0	0	0	0	0	0	0	0	0	0	0	0	0	0	0	0	0	0	0	0	0	0
in hole	0	0	0	0	0	0	0	0	0	0	0	0	0	0	0	0	0	0	0	0	0	0	0
on bird feeder	0	0	0	0	0	0	0	0	0	0	0	0	0	0	0	0	0	0	0	0	0	0	0
on shelves	0	0	0	0	0	0	0	0	0	0	0	0	0	0	0	0	0	0	0	0	0	0	0
on wall	0	0	0	0	0	0	0	0	0	0	0	0	0	0	0	0	0	0	0	0	0	0	0
on post	0	0	0	0	0	0	0	0	0	0	0	0	0	0	0	0	0	0	0	0	0	0	0
in box	0	0	0	0	0	0	0	0	0	0	0	0	0	0	0	0	0	0	0	0	0	0	0
shiny	0	0	0	39	0	0	0	0	0	0	0	0	0	0	0	0	0	0	0	0	0	0	0
sinking	0	0	0	0	0	0	0	0	0	0	0	0	0	0	0	0	0	0	0	0	0	0	0
with cargo	0	0	0	0	0	0	0	0	0	0	0	0	0	0	0	0	0	0	0	0	0	0	0
bright	0	0	0	0	0	0	0	0	0	0	0	0	0	0	0	0	0	0	0	0	0	0	0
in shell	0	0	0	0	0	0	0	0	0	0	0	0	0	0	0	0	0	0	0	0	0	0	0
aside traffic light	0	0	0	0	0	0	0	0	0	0	0	0	0	0	36	0	0	0	0	0	0	0	0
empty	0	0	0	0	0	0	0	0	0	0	0	0	0	0	0	0	0	0	0	0	0	0	0
cross tunnel	0	0	0	0	0	0	0	0	0	0	0	36	0	0	0	0	0	0	0	0	0	0	0
full	0	0	0	0	0	0	0	0	0	0	0	0	0	0	0	0	0	0	0	0	0	0	0
playing	31	0	0	0	0	0	0	0	0	0	0	0	0	0	0	0	0	0	0	0	0	0	0
light brown	0	0	0	30	0	0	0	0	0	0	0	0	0	0	0	0	0	0	0	0	0	0	0
staring	0	29	0	0	0	0	0	0	0	0	0	0	0	0	0	0	0	0	0	0	0	0	0
colorful	0	0	0	0	0	0	0	0	0	0	0	0	0	0	0	0	0	0	0	0	0	0	0
dark brown	0	0	0	23	0	0	0	0	0	0	0	0	0	0	0	0	0	0	0	0	0	0	0
young	0	0	0	0	21	0	0	0	0	0	0	0	0	0	0	0	0	0	0	0	0	0	0
dark blue	0	0	0	0	0	0	0	0	0	0	0	0	0	0	0	0	0	0	0	0	0	0	0

Contexts	Concepts																						
	umbrella	lion	squirrel	boat	wolf	lizard	tiger	giraffe	tent	hot air balloon	owl	sailboat	seal	frog	jacket	rabbit	goose	kangaroo	flower	ship	cactus	hat	fox
open mouth	0	0	0	0	0	0	0	0	0	0	0	0	0	0	0	0	0	0	0	0	0	0	0
on booth	0	0	0	0	0	0	0	0	0	0	0	0	0	0	0	0	0	0	0	0	0	0	0
howling	0	0	0	110	0	0	0	0	0	0	0	0	0	0	0	0	0	0	0	0	0	0	0
brick	0	0	0	0	0	0	0	0	0	0	0	0	0	0	0	0	0	0	0	0	0	0	0
khaki	0	0	0	0	0	0	0	0	0	0	0	0	0	0	0	0	0	0	0	0	0	0	0
at dock	0	0	0	0	0	0	0	0	0	0	75	0	0	0	0	0	0	0	28	0	0	0	0
on head	0	0	0	0	0	0	0	0	0	0	0	0	0	0	0	0	0	0	0	0	0	0	0
around cloud	0	0	0	0	0	0	0	0	0	0	0	0	0	0	0	0	0	0	0	0	0	0	0
climbing	0	0	0	0	0	0	0	0	0	0	0	0	0	0	0	0	0	0	0	0	0	0	0
stone	0	0	0	0	0	0	0	0	0	0	0	0	0	0	0	0	0	0	0	0	0	0	0
on web	0	0	0	0	0	0	0	0	0	0	0	0	0	0	0	0	0	0	0	0	0	0	0
on a stick	0	0	0	0	0	0	0	0	0	0	0	0	0	0	0	0	0	0	0	0	0	0	0
leather	0	0	0	0	0	0	0	0	0	0	0	0	0	0	0	0	0	0	0	0	0	0	0
cutting	0	0	0	0	0	0	0	0	0	0	0	0	0	0	0	0	0	0	0	0	0	0	0
concrete	0	0	0	0	0	0	0	0	0	0	0	0	0	0	0	0	0	0	0	0	0	0	0
at park	0	0	0	0	0	0	0	0	0	0	0	0	0	0	0	0	0	0	0	0	0	0	0
on iceberg	0	0	0	0	0	0	0	0	0	0	81	0	0	0	0	0	0	0	0	0	0	0	0
on shoulder	0	0	0	0	0	0	0	0	0	0	0	0	0	0	0	0	0	0	0	0	0	0	0
at night	0	0	0	0	0	0	0	0	0	0	0	0	0	0	0	0	0	0	0	0	0	0	0
with flower	0	0	0	0	0	0	0	0	0	0	0	0	0	0	0	0	0	0	76	0	0	0	0
grazing	0	0	0	0	0	0	0	0	0	0	0	0	0	0	0	0	0	0	0	0	0	0	0
paper	0	0	0	0	0	0	0	0	0	0	0	0	0	0	0	0	0	0	0	0	0	0	0
spotted	0	0	0	0	0	0	0	0	0	0	0	0	0	0	0	0	0	0	0	0	0	0	0
at yard	0	0	0	0	0	0	0	0	0	0	0	0	0	0	0	0	0	0	0	0	0	0	0
with bee	0	0	0	0	0	0	0	0	0	0	0	0	0	0	0	0	0	0	0	0	0	0	0
hanging	0	0	0	0	0	0	0	0	0	0	0	0	0	0	0	0	0	0	0	0	0	0	0
clean	0	0	0	0	0	0	0	0	0	0	0	0	0	0	0	0	0	0	0	0	0	0	0
square	0	0	0	0	0	0	0	0	0	0	0	0	0	0	0	0	0	0	0	0	0	0	0
subway	0	0	0	0	0	0	0	0	0	0	0	0	0	0	0	0	0	0	0	0	0	0	0
jumping	0	0	0	0	0	0	0	0	0	0	0	0	0	0	0	0	0	0	0	0	0	0	0
on flower	0	0	0	0	0	0	0	0	0	0	0	0	0	0	0	0	0	0	0	0	0	0	0
landing	0	0	0	0	0	0	0	67	0	0	0	0	0	0	0	0	0	0	0	0	0	0	0
porcelain	0	0	0	0	0	0	0	0	0	0	0	0	0	0	0	0	0	0	0	0	0	0	0
at sunset	0	0	0	0	0	0	0	0	0	0	0	0	0	0	0	0	0	0	0	0	0	0	0
on desk	0	0	0	0	0	0	0	0	0	0	0	0	0	0	0	0	0	0	65	0	0	0	0
fighting	0	0	0	0	0	0	0	0	0	0	0	0	0	0	0	0	64	0	0	0	0	0	0
purple	0	0	0	0	0	0	0	0	0	0	0	0	0	0	0	0	0	0	0	0	0	0	0
off	0	0	0	0	0	0	0	0	0	0	0	0	0	0	0	0	0	0	0	0	0	0	0
gold	0	0	0	0	0	0	0	0	0	0	0	0	0	0	0	0	0	0	0	0	0	23	0
dirty	0	0	0	0	0	0	0	0	0	0	0	0	0	0	0	0	0	0	0	0	0	0	0
resting	0	0	0	0	0	0	0	0	0	0	0	0	0	0	0	0	0	0	0	0	0	0	0
beige	0	0	0	0	0	0	0	0	0	0	0	0	0	0	0	0	0	0	0	0	0	0	0
rectangular	0	0	0	0	0	0	0	0	0	0	0	0	0	0	0	0	0	0	0	0	0	0	0
thin	0	0	0	0	0	0	0	0	0	0	0	0	0	0	0	0	0	0	0	0	0	0	0
thick	0	0	0	0	0	0	0	0	0	0	0	0	0	0	0	0	0	0	0	0	0	0	0
in bucket	0	0	0	0	0	0	0	0	0	0	0	0	0	0	0	0	0	0	0	0	0	0	0
city	0	0	0	0	0	0	0	53	0	0	0	0	0	0	0	0	0	0	0	0	0	0	0
in pouch	0	0	0	0	0	0	0	0	0	0	0	0	0	0	0	0	51	0	0	0	0	0	0
in hole	0	0	0	0	0	0	0	0	0	0	0	0	0	0	0	0	0	0	0	0	0	0	0
on bird feeder	0	45	0	0	0	0	0	0	0	0	0	0	0	0	0	0	0	0	0	0	0	0	0
on shelves	0	0	0	0	0	0	0	0	0	0	0	0	0	0	0	0	0	0	0	0	0	0	0
on wall	0	0	0	0	0	0	0	0	0	0	0	0	0	0	0	0	0	0	0	0	0	0	0
on post	0	0	0	0	0	0	0	0	0	0	0	0	0	0	0	0	0	0	0	0	0	0	0
in box	0	0	0	0	0	0	0	0	0	0	0	0	0	0	0	0	0	0	0	0	0	0	0
shiny	0	0	0	0	0	0	0	0	0	0	0	0	0	0	0	0	0	0	0	0	0	0	0
sinking	0	0	0	0	0	0	0	0	0	0	0	0	0	0	0	0	0	0	38	0	0	0	0
with cargo	0	0	0	0	0	0	0	0	0	0	0	0	0	0	0	0	0	0	38	0	0	0	0
bright	0	0	0	0	0	0	0	0	0	0	0	0	0	0	0	0	0	0	0	0	0	0	0
in shell	0	0	0	0	0	0	0	0	0	0	0	0	0	0	0	0	0	0	0	0	0	0	0
aside traffic light	0	0	0	0	0	0	0	0	0	0	0	0	0	0	0	0	0	0	0	0	0	0	0
empty	0	0	0	0	0	0	0	0	0	0	0	0	0	0	0	0	0	0	0	0	0	0	0
cross tunnel	0	0	0	0	0	0	0	0	0	0	0	0	0	0	0	0	0	0	0	0	0	0	0
full	0	0	0	0	0	0	0	0	0	0	0	0	0	0	0	0	0	0	0	0	0	0	0
playing	0	0	0	0	0	0	0	0	0	0	0	0	0	0	0	0	0	0	0	0	0	0	0
light brown	0	0	0	0	0	0	0	0	0	0	0	0	0	0	0	0	0	0	0	0	0	0	0
staring	0	0	0	0	0	0	0	0	0	0	0	0	0	0	0	0	0	0	0	0	0	0	0
colorful	0	0	0	0	0	0	0	0	0	0	0	0	0	0	0	0	0	0	0	0	0	0	0
dark brown	0	0	0	0	0	0	0	0	0	0	0	0	0	0	0	0	0	0	0	0	0	0	0
young	0	0	0	0	0	0	0	0	0	0	0	0	0	0	0	0	0	0	0	0	0	0	0
dark blue	0	0	0	0	0	0	0	0	0	0	0	0	0	0	0	0	0	0	0	0	0	0	0

Contexts	Concepts																						
	tower	ocean	spoon	suit	fire hydrant	skateboard	pillow	bed	knife	backpack	bridge	rat	laptop	sink	frame	bowl	coat	bush	cloud	cabinet	shrimp	dress	television
open mouth	0	0	0	0	0	0	0	0	0	0	0	0	0	0	0	0	0	0	0	0	0	0	0
on booth	0	0	0	0	0	0	0	0	0	0	0	0	0	0	0	0	0	0	0	0	0	0	0
howling	0	0	0	0	0	0	0	0	0	0	0	0	0	0	0	0	0	0	0	0	0	0	0
brick	0	0	0	0	0	0	0	0	0	0	0	0	0	0	0	0	0	0	0	0	0	0	0
khaki	0	0	0	0	0	0	0	0	0	0	0	0	0	0	0	0	0	0	0	0	0	0	0
at dock	0	0	0	0	0	0	0	0	0	0	0	0	0	0	0	0	0	0	0	0	0	0	0
on head	0	0	0	0	0	0	0	0	0	0	0	0	0	0	0	0	0	0	0	0	0	0	0
around cloud	0	0	0	0	0	0	0	0	0	0	0	0	0	0	0	0	0	0	0	0	0	0	0
climbing	0	0	0	0	0	0	0	0	0	0	0	0	0	0	0	0	0	0	0	0	0	0	0
stone	0	0	0	0	0	0	0	0	0	26	0	0	0	0	0	0	0	0	0	0	0	0	0
on web	0	0	0	0	0	0	0	0	0	0	0	0	0	0	0	0	0	0	0	0	0	0	0
on a stick	0	0	0	0	0	0	0	0	0	0	0	0	0	0	0	0	0	0	0	0	0	0	0
leather	0	0	0	0	0	0	0	0	0	0	0	0	0	0	0	0	0	0	0	0	0	0	0
cutting	0	0	0	0	0	0	0	0	0	0	0	0	0	0	0	0	0	0	0	0	0	0	0
concrete	0	0	0	0	0	0	0	0	0	29	0	0	0	0	0	0	0	0	0	0	0	0	0
at park	0	0	0	0	0	0	0	0	0	0	0	0	0	0	0	0	0	0	0	0	0	0	0
on iceberg	0	0	0	0	0	0	0	0	0	0	0	0	0	0	0	0	0	0	0	0	0	0	0
on shoulder	0	0	0	0	0	0	0	0	0	0	0	0	0	0	0	0	0	0	0	0	0	0	0
at night	0	0	0	0	0	0	0	0	0	0	0	0	0	0	0	0	0	0	0	0	0	0	0
with flower	0	0	0	0	0	0	0	0	0	0	0	0	0	0	0	0	0	0	0	0	0	0	0
grazing	0	0	0	0	0	0	0	0	0	0	0	0	0	0	0	0	0	0	0	0	0	0	0
paper	0	0	0	0	0	0	0	0	0	0	0	0	0	0	0	0	0	0	0	0	0	0	0
spotted	0	0	0	0	0	0	0	0	0	0	0	0	0	0	0	0	0	0	0	0	0	0	0
at yard	0	0	0	0	0	0	0	0	0	0	0	0	0	0	0	0	0	0	0	0	0	0	0
with bee	0	0	0	0	0	0	0	0	0	0	0	0	0	0	0	0	0	0	0	0	0	0	0
hanging	0	0	0	0	0	0	0	0	0	0	0	0	0	0	0	0	0	0	0	0	0	0	0
clean	0	0	0	0	0	0	0	0	0	0	26	0	0	0	0	0	0	0	0	0	0	0	0
square	0	0	0	0	0	0	0	0	0	0	14	0	0	0	0	0	0	0	0	0	0	0	0
subway	0	0	0	0	0	0	0	0	0	0	0	0	0	0	0	0	0	0	0	0	0	0	0
jumping	0	0	0	0	0	0	0	0	0	0	0	0	0	0	0	0	0	0	0	0	0	0	0
on flower	0	0	0	0	0	0	0	0	0	0	0	0	0	0	0	0	0	0	0	0	0	0	0
landing	0	0	0	0	0	0	0	0	0	0	0	0	0	0	0	0	0	0	0	0	0	0	0
porcelain	0	0	0	0	0	0	0	0	0	0	66	0	0	0	0	0	0	0	0	0	0	0	0
at sunset	0	0	0	0	0	0	0	0	0	0	0	0	0	0	0	0	0	0	0	0	0	0	0
on desk	0	0	0	0	0	0	0	0	0	0	0	0	0	0	0	0	0	0	0	0	0	0	0
fighting	0	0	0	0	0	0	0	0	0	0	0	0	0	0	0	0	0	0	0	0	0	0	0
purple	0	0	0	0	0	0	0	0	0	0	0	0	0	0	0	0	0	0	0	0	19	0	0
off	0	0	0	0	0	0	0	0	0	17	0	0	0	0	0	0	0	0	0	0	0	45	0
gold	0	0	0	0	0	0	0	0	0	0	0	37	0	0	0	0	0	0	0	0	0	0	0
dirty	0	0	0	0	0	0	0	0	0	0	11	0	0	0	0	0	0	0	0	0	0	0	0
resting	0	0	0	0	0	0	0	0	0	0	0	0	0	0	0	0	0	0	0	0	0	0	0
beige	0	0	0	0	0	0	0	0	0	0	0	0	0	0	0	0	0	0	0	0	0	0	0
rectangular	0	0	0	0	0	0	0	0	0	0	11	0	0	0	0	0	0	0	0	0	0	0	0
thin	0	0	0	0	0	0	0	0	0	0	0	0	0	0	0	18	0	0	0	0	0	0	0
thick	0	0	0	0	0	0	0	0	0	0	0	0	0	0	0	11	0	0	0	0	0	0	0
in bucket	0	0	0	0	0	0	0	0	0	0	0	0	0	0	0	0	0	0	0	0	0	0	0
city	0	0	0	0	0	0	0	0	0	0	0	0	0	0	0	0	0	0	0	0	0	0	0
in pouch	0	0	0	0	0	0	0	0	0	0	0	0	0	0	0	0	0	0	0	0	0	0	0
in hole	0	0	0	0	0	0	0	0	0	51	0	0	0	0	0	0	0	0	0	0	0	0	0
on bird feeder	0	0	0	0	0	0	0	0	0	0	0	0	0	0	0	0	0	0	0	0	0	0	0
on shelves	0	0	0	0	0	0	0	0	0	0	0	0	0	0	0	0	0	0	0	0	0	0	0
on wall	0	0	0	0	0	0	0	0	0	0	0	0	0	0	0	0	0	0	0	0	0	0	0
on post	0	0	0	0	0	0	0	0	0	0	0	0	0	0	0	0	0	0	0	0	0	0	0
in box	0	0	0	0	0	0	0	0	0	0	0	0	0	0	0	0	0	0	0	0	0	0	0
shiny	0	0	0	0	0	0	0	0	0	0	0	0	0	0	0	0	0	0	0	0	0	0	0
sinking	0	0	0	0	0	0	0	0	0	0	0	0	0	0	0	0	0	0	0	0	0	0	0
with cargo	0	0	0	0	0	0	0	0	0	0	0	0	0	0	0	0	0	0	0	0	0	0	0
bright	0	0	0	0	0	0	0	0	0	0	0	0	0	0	0	0	0	0	0	0	0	0	0
in shell	0	0	0	0	0	0	0	0	0	0	0	0	0	0	0	0	0	0	0	0	0	0	0
aside traffic light	0	0	0	0	0	0	0	0	0	0	0	0	0	0	0	0	0	0	0	0	0	0	0
empty	0	0	0	0	0	0	0	0	0	0	0	0	16	0	0	0	0	0	0	0	0	0	0
cross tunnel	0	0	0	0	0	0	0	0	0	0	0	0	0	0	0	0	0	0	0	0	0	0	0
full	0	0	0	0	0	0	0	0	0	0	0	0	16	0	0	0	0	0	0	0	0	0	0
playing	0	0	0	0	0	0	0	0	0	0	0	0	0	0	0	0	0	0	0	0	0	0	0
light brown	0	0	0	0	0	0	0	0	0	0	0	0	0	0	0	0	0	0	0	0	0	0	0
staring	0	0	0	0	0	0	0	0	0	0	0	0	0	0	0	0	0	0	0	0	0	0	0
colorful	0	0	0	0	0	0	0	0	0	0	0	0	0	0	0	0	0	0	0	0	0	0	0
dark brown	0	0	0	0	0	0	0	0	0	0	0	0	0	0	0	0	0	0	0	0	0	0	0
young	0	0	0	0	0	0	0	0	0	0	0	0	0	0	0	0	0	0	0	0	0	0	0
dark blue	8	0	0	0	0	0	0	0	0	0	0	0	0	0	0	0	0	0	0	0	0	0	0

Table 7: Experiments of state-of-the-art few-shot classification methods under 10-way 1- and 5-shot setting. Three common backbones are used and the 95% confidence intervals are displayed.

Method	Backbone	Type	10-way 1-shot	10-way 5-shot
Versa (Gordon et al., 2018)	Conv64F	Meta	10.00 \pm 0.00	36.88 \pm 0.21
R2D2 (Bertinetto et al., 2019)	Conv64F	Meta	24.80 \pm 0.20	35.98 \pm 0.21
ANIL (Raghu et al., 2020)	Conv64F	Meta	22.39 \pm 0.19	33.05 \pm 0.22
CAN (Hou et al., 2019)	Conv64F	Metric	28.19 \pm 0.23	39.06 \pm 0.23
ProtoNet (Snell et al., 2017)	Conv64F	Metric	23.72 \pm 0.19	35.49 \pm 0.22
DN4 (Li et al., 2019a)	Conv64F	Metric	26.26 \pm 0.21	37.54 \pm 0.22
Baseline (Chen et al., 2019)	Conv64F	Fine-tuning	23.71 \pm 0.18	35.70 \pm 0.21
Baseline++ (Chen et al., 2019)	Conv64F	Fine-tuning	25.55 \pm 0.20	36.34 \pm 0.21
Versa (Gordon et al., 2018)	ResNet12	Meta	10.00 \pm 0.00	40.21 \pm 0.22
R2D2 (Bertinetto et al., 2019)	ResNet12	Meta	31.16 \pm 0.23	42.10 \pm 0.22
ANIL (Raghu et al., 2020)	ResNet12	Meta	22.94 \pm 0.20	33.77 \pm 0.22
CAN (Hou et al., 2019)	ResNet12	Metric	31.92 \pm 0.24	44.78 \pm 0.23
ProtoNet (Snell et al., 2017)	ResNet12	Metric	29.59 \pm 0.22	42.38 \pm 0.24
DN4 (Li et al., 2019a)	ResNet12	Metric	30.69 \pm 0.22	40.31 \pm 0.21
Baseline (Chen et al., 2019)	ResNet12	Fine-tuning	31.88 \pm 0.24	43.40 \pm 0.23
Baseline++ (Chen et al., 2019)	ResNet12	Fine-tuning	31.01 \pm 0.23	39.89 \pm 0.21
Versa (Gordon et al., 2018)	ResNet18	Meta	10.00 \pm 0.00	36.51 \pm 0.21
R2D2 (Bertinetto et al., 2019)	ResNet18	Meta	29.73 \pm 0.22	39.74 \pm 0.21
ANIL (Raghu et al., 2020)	ResNet18	Meta	10.47 \pm 0.10	33.83 \pm 0.23
CAN (Hou et al., 2019)	ResNet18	Metric	33.16 \pm 0.25	43.47 \pm 0.23
ProtoNet (Snell et al., 2017)	ResNet18	Metric	29.34 \pm 0.22	41.34 \pm 0.22
DN4 (Li et al., 2019a)	ResNet18	Metric	29.05 \pm 0.21	30.12 \pm 0.78
Baseline (Chen et al., 2019)	ResNet18	Fine-tuning	33.12 \pm 0.25	44.63 \pm 0.24
Baseline++ (Chen et al., 2019)	ResNet18	Fine-tuning	32.19 \pm 0.23	43.32 \pm 0.22