

AppPoet: Large Language Model based Android malware detection via multi-view prompt engineering

Wenxiang Zhao^a, Juntao Wu^a and Zhaoyi Meng^{b,*}

^aSchool of Management, University of Science and Technology of China, Hefei, China

^bSchool of Computer Science and Technology, Anhui University, Hefei, China

ARTICLE INFO

Keywords:

Android malware detection

Large language model

Prompt engineering

Deep neural network

Multi-view

ABSTRACT

Due to the vast array of Android applications, their multifarious functions and intricate behavioral semantics, attackers can adopt various tactics to conceal their genuine attack intentions within legitimate functions. However, numerous feature engineering based methods suffer from a limitation in mining behavioral semantic information, thus impeding the accuracy and efficiency of Android malware detection. Besides, the majority of existing feature engineering based methods are weakly interpretive and fail to furnish researchers with effective and readable detection reports. Inspired by the success of the Large Language Models (LLMs) in natural language understanding, we propose AppPoet, a LLM-assisted multi-view system for Android malware detection. Firstly, AppPoet employs a static method to comprehensively collect application features and formulate various observation views. Subsequently, it steers the LLM to produce function descriptions and behavioral summaries for views via our meticulously devised multi-view prompt engineering technique to realize the deep mining of view semantics. Finally, we collaboratively fuse the multi-view information to efficiently and accurately detect malware through a deep neural network (DNN) classifier and then generate the heuristic diagnostic reports. Experimental results demonstrate that our method achieves a detection accuracy of 97.15% and an F1 score of 97.21%, which is superior to the baseline method Drebin and its variant. Furthermore, the case study evaluates the effectiveness of our generated diagnostic reports.

1. Introduction

With the advancement of technology, mobile devices have become integral to people's daily lives. According to "The Mobile Economy 2023" reported by Global System for Mobile communications Association (GSMA) (GSMA (2023)), by the end of 2022, there were 5.4 billion unique mobile subscribers worldwide, with 4.4 billion using mobile internet. By 2030, this number is expected to rise to 6.3 billion for subscribers and 5.5 billion for mobile internet users. Among the range of mobile operating systems, Android has been particularly vulnerable to malware attacks due to its open-source nature. According to statista (statista (2024)), in the third quarter of 2023, over 438,000 instances of mobile malware installation were detected, marking an approximately 19% increase from the second quarter. The proliferation of malware gravely compromises the privacy, property, and personal safety of users, posing significant risks to social stability and national security. Furthermore, as application function continues to expand, malware increasingly seeks to conceal its malicious intent within seemingly legitimate features. Therefore, determining how to effectively detect it remains a persistently pressing issue.

To tackle the issue mentioned above, numerous detection approaches have been proposed. Among them, feature engineering based methods (Arp et al. (2014); Kim et al. (2018); Şahin et al. (2023); Zhu et al. (2023)) have attracted attention for their detection accuracy and generalization ability. These methods extensively extract features from static or dynamic

analyses, then select and modify the features for malware identification through machine learning or deep learning algorithms (Akhtar and Feng (2022); Arslan et al. (2019); Kim et al. (2018)). Each target application is transformed to a representation vector to determine its malignancy. Compared with traditional dynamic and static analysis methods (Salehnamadi et al. (2020); Samhi et al. (2022); Enck et al. (2014); Tam et al. (2015)), feature engineering methods have faster processing speed and lower resource consumption in general. Besides, feature engineering provides a customized and easy-to-understand approach. Methods like Graph Neural Network (GNN) that develop rapidly in recent years can automatically learn from graph structures (Hei et al. (2021); Hou et al. (2021); Narayanan et al. (2018)), they are more focused on mining high-dimensional semantic information between features, making it difficult to build intuitive interpretation mechanisms. However, although feature engineering based methods possess a certain degree of interpretability and can identify key factors affecting the discriminatory results to a certain extent, they struggle to produce human-readable and insightful detection reports. In addition, feature engineering based methods are still not sufficiently direct for modeling the explicit semantics between features. Therefore, a mechanism that can better mine behavioral semantic information between features and provide guided detection reports is urgently needed.

Large Language Models (LLMs) have emerged in recent years with impressive performance in natural language understanding tasks. For example, OpenAI's GPT-3.5 (OpenAI (2024)), trained on massive data resources and with 175 billion parameters, can easily perform a variety of tasks such as text generation (Gao et al. (2023)), language translation

*Corresponding author.

E-mail addresses: zhaowx98@ustc.edu.cn (W. Zhao),

wjt99@mail.ustc.edu.cn (J. Wu), zymeng@ahu.edu.cn (Z. Meng)

(Wang et al. (2023)), program code generation (Jiang et al. (2023)), etc. It has already proved that LLMs have the ability to understand and perform a variety of tasks as knowledgeable experts through its remarkable performance on different domains and topics. Inspired by prompt engineering (Liu et al. (2023a)), this paper leverages the domain expertise accumulated through feature engineering methods to design rigorous and reasonable prompt paradigms for Android malware detection. We employ LLM as the role of an Android security expert to summarize the function of the application features and their potential behaviors in a high-quality text, which allows for further identification and diagnosis. In this way, we can use LLM to further mine the behavioral semantics of features and improve the interpretability of the detection task.

In this work, we developed AppPoet, an LLM-assisted system for detecting Android malware and generating diagnostic reports. First, AppPoet selects typical features (including permission, API, URL, and uses-feature) accumulated by traditional feature engineering methods (Arp et al. (2014)), and classifies them into different observation views according to the type and information content of the features further. Based on the types of different views, the LLM with rich knowledge is employed to reason and generalize the functions and potential behaviors of the features under each view, thus modeling the behavioral semantics of applications. Subsequently, the pre-trained embedding model is utilized to convert all the textual information into machine-readable representation vectors, which are then fed into the trained DNN classifier (Schmidhuber (2015)) in a multi-view fusion manner to obtain the detection results. By collaborating and complementing the information from different views, AppPoet can improve the performance and generalization of detection. Finally, the LLM is guided to review all known information to generate a readable, valid diagnostic report.

However, a major challenge for AppPoet is to enable LLM to comprehend the features of different views, while outputting the factually correct feature function and inference summary based on the expert knowledge. Specifically, although LLM exhibits strong performance in natural language understanding and logical reasoning, if the task is vaguely defined or overly complex, LLM might process inputs and produce outputs with errors or fabricated content, i.e., LLM's "hallucination" (Zhang et al. (2023)). Therefore, for the malware detection task, there is a crucial concern about how to involve rich view semantics and numerous types of features, define and decompose the task via effective prompt engineering to ensure LLM outputs align with view semantics and formatting requirements.

To address the above challenge, in this work, we propose the multi-view prompt engineering approach. First, we decompose the task into two phases: function description generation and view summary generation. In the first phase, we provide representative examples to facilitate LLM in generating function descriptions that meet the requirements through in-context learning (Brown et al. (2020); Xie et al.

(2021); Work). Following this, based on the function description lists obtained, we provide LLM with detailed description of the steps, requirements and relevant terminology for generating view summaries by leveraging the concept of chain-of-thought (Wei et al. (2022); Kojima et al. (2022); Wang et al. (2022)), which ensures LLM fully comprehend the task and output the view summary employing the same cognitive process. Subsequently, to accommodate the requirements of multiple views, we meticulously develop function description template and view summary template, which enable LLM to sequentially generate descriptions and summaries for the adapted views by incorporating the feature information from various views. It is worth noting that to further mitigate the negative effects of LLM's "hallucination," rather than relying solely on LLM to ascertain the maliciousness of a target application based on the known information, our method implements a model cascade approach to train a classifier utilizing a large volume of real samples for the discrimination task. (See Section 4.3 for more details.)

To measure the performance of AppPoet, We conduct a comprehensive evaluation. First, we collect 11,189 real benign apps and 12,128 malicious apps from AndroZoo (Allix et al. (2016)) for training and testing, and our approach achieves higher accuracy, i.e., 97.15% detection accuracy and 97.21% F1 value, compared to the representative feature engineering baseline Drebin and its variant. Second, we evaluate the effectiveness of the multi-view prompt engineering approach used by AppPoet through a comprehensive ablation experiment. In addition, we demonstrate the ability of our function memory component to improve efficiency and reduce cost through a comparison experiment. In order to select the most suitable classification model for this work, we also conducted a classification model selection experiment to strengthen AppPoet's detection capabilities. Finally, we evaluated the instructive value and significance of the diagnostic reports generated by AppPoet through a case. The contributions of this paper are as follows:

- To the best of our knowledge, our work is an initial exploration of employing LLM for the task of Android malware detection. Based on the powerful inference and summarization capabilities of LLM, we more intuitively generalize the explicit behavioral semantic information among application features to further releasing their detection potential and interpretability.
- Our proposed multi-view prompt engineering approach significantly enhances the quality and stability of LLM output. Meanwhile, the detection accuracy and generalization ability are enhanced by the collaborative fusion of multi-view information.
- Extensive experiments indicate that our approach outperforms the existing typical baseline Drebin and its variant based on feature engineering. Besides, we validate the effectiveness of the diagnostic reports through a case study.

2. Related work

In this paper, we are mainly concerned with how to further mine the semantic behavior of the application and improve the interpretability of the detection results based on the features extracted by static methods. Therefore, this section concentrates on detection methods that utilize feature engineering via static methods. Additionally, as our approach is grounded in LLM, we will provide a concise overview of the related concepts and technical applications of LLM.

2.1. Feature engineering based Android malware detection via static methods

Feature engineering based on static methods mainly decompiles APK files through static analysis to obtain `AndroidManifest.xml` and `class.dex`, and then further extracts the required features from these files. `AndroidManifest.xml` contains important configuration information of the Android application, such as package names, permissions (Şahin et al. (2023); Li et al. (2018); Arslan et al. (2019); Arora et al. (2019)), uses-features (Arp et al. (2014)) and component related information (Xu et al. (2016); Cai et al. (2021)), etc. `class.dex` is the executable file of the application, which can be decompiled into intermediate code (e.g., smali code) or Java source code in the application to recognize and extract the APIs (Onwuzurike et al. (2019); Hou et al. (2016); Qiu et al. (2022)), intents (Xu et al. (2016); Dhalaria and Gandotra (2020)), or control-flow (Yang et al. (2015); Xu et al. (2018)) for use. There are also some works that directly use the binary code of the dex file as a feature (Hsien-De Huang and Kao (2018); Zhu et al. (2023)).

Machine-readable representation vector can be obtained by applying the above features to varying degrees, and then machine learning or deep learning techniques can be used to train classifiers based on large-scale labeled data to accomplish the detection task. Drebin (Arp et al. (2014)) extensively extracted kinds of features within applications, including permissions, APIs, hardware, and network. Then it generated representation vectors based on one-hot coding to detect malware using SVM. Kim et al. (Kim et al. (2018)) used a stacking ensemble learning approach, known as MFDroid, to enhance the detection accuracy by utilizing multiple feature selection algorithms and a logistic regression meta-classifier to handle imbalanced datasets effectively. AppContext (Yang et al. (2015)) used static analysis to extract contextual features of sensitive behaviors in applications, including events that trigger sensitive behaviors and control factors related to sensitive behaviors, and then used machine learning method to distinguish Android applications that contain malicious behaviors. ICCDetector (Xu et al. (2016)) focused on the hidden malicious behaviors in Android's inter-component and inter-application communication, meticulously analyzes the differences between benign and malicious apps when using Android's cross component communication related mechanisms, summarizes a set of cross-component communication-related key features and feeds them into a classifier to train a model

for malware detection. However, this type of work often only describes the low-level information of the selected features, and are insufficient mining of high-level behavioral semantic information, such as the functions possessed by features and the potential behavioral between features, which can cause false alarms to some extent. Meanwhile, these work are constrained by the fact that black-box models only provide classification results difficult to interpret reliably. Therefore, a mechanism that can further mine high-level semantic information while making effective and readable detection reports based on the information is the direction we are committed to.

2.2. Large language model

Pre-trained Large Language Models (LLMs) (Chowdhery et al. (2023); Zhang et al. (2022); Ouyang et al. (2022); Touvron et al. (2023); Vaswani et al. (2017)) represented by ChatGPT has opened a new era of natural language understanding, which has been trained on a mega corpus and can support a wide range of natural language processing tasks through prompt engineering Liu et al. (2023a); Chen et al. (2023); Zhou et al. (2022). Compared to NLP with manual design patterns and ML with massive amounts of training data, prompt engineering is extremely lightweight. By simply describing natural language prompts, LLM can be invoked to perform specific tasks without additional training or hard-coding. To further unleash the great potential of LLM, the research community is constantly optimizing prompt engineering methods, such as in-context learning (Brown et al. (2020); Xie et al. (2021); Work), and chain-of-thought prompting (Wei et al. (2022); Kojima et al. (2022); Wang et al. (2022)).

Due to its powerful text understanding and reasoning capabilities, researchers have employed LLM to solve various tasks within the Android domain Feng and Chen (2024); Liu et al. (2023b, 2024); Huang et al. (2024). To the best of our knowledge, there is still no work that directly uses LLM for Android malware detection, but inspired by LLM's potential to understand behaviors, the idea of guiding LLM's inference and summarization through a prompt engineering approach is well suited to be applied to the identification of malicious behaviors.

3. System architecture

The system architecture of AppPoet is illustrated in Figure 1, which is developed for Android malware detection. It comprises the subsequent four modules:

- **Feature extractor.** In this module, a feature extractor is developed based on static analysis. This extractor decompiles a given APK file and autonomously extracts selected features from the APK's `AndroidManifest.xml` file and `class.dex` file. The features primarily derive from permission, API, URL, and uses-feature. To facilitate unified modeling for subsequent modules, URL and uses-feature are merged, and the aforementioned features are categorized into three views:

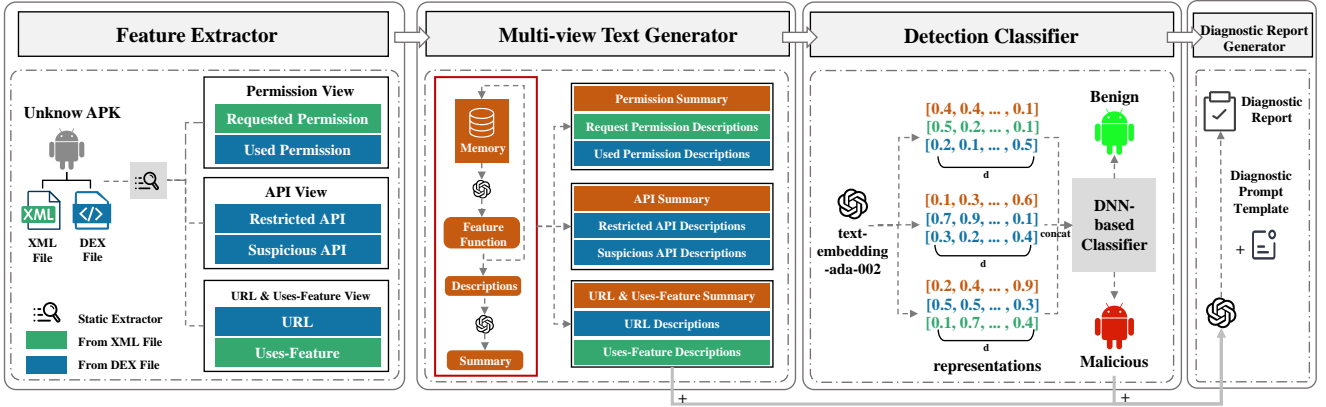


Figure 1: System architecture of AppPoet.

Permission View, *API View*, and *URL & uses-feature View*. (Refer to Section 4.1 for further details.)

- Multi-view text generator.** Based on the features of three views extracted from the previous module, a novel multi-view prompt engineering method is proposed, which aims to guide the LLM to generate the texts of descriptions and summaries across different views accurately, efficiently, and cost-effectively. To achieve the above goals, *function description prompt template* and *view summary prompt template* are designed to provide a unified paradigm for LLM to generate view texts, thus facilitating LLM in generating view texts for a given APK in a more standardized way. (Refer to Section 4.2 for further details.)
- Detection classifier.** Given the texts (descriptions and summaries) from different views, this module transforms all the texts into the machine-readable representation vectors, which are then concatenated into a single representation vector for describing the behavioral semantic information of the APK. Then, a DNN-based classifier is developed to learn the potential importance of representations and give its prediction (i.e., a given unknown APK will be predicted to be malicious or not). (Refer to Section 4.3 for further details.)
- Diagnostic report generator.** To gain a more intuitive understanding of the potential malicious behaviors of a given APK, rather than merely obtaining a binary result (i.e., malicious or benign), this module inputs the descriptions and summaries from different views, along with the detection results, into the specifically designed *diagnostic report prompt template*. The LLM is then employed to generate a diagnostic report for the given APK, which offers preliminary insight into potential behaviors and provides a foundation for further exploration and validation. (Refer to Section 4.4 for further details.)

4. Proposed methodology

This section provides a comprehensive overview of how AppPoet extracts, utilizes, and integrates the features of APK files into different views. Then we detail the process of acquiring descriptions, summaries, and vector representations for each view through the use of LLM. Finally, this section describes how AppPoet discriminates between malware and benign application, as well as illustrates the methodology for generating the readable diagnostic reports.

4.1. Feature selection and extraction

To describe the behavioral semantic information of Android applications in a more comprehensive way, inspired by Drebin (Arp et al. (2014)), a classical work based on feature engineering in Android malware detection, we select four main feature types, namely, permission, API, URL, and uses-feature. Referring to Drebin, we subdivide permission into *requested permission* and *used permission*, as well as subdivide API into *restricted API* and *suspicious API* to further characterize the relevant behaviors. These features are then organized in the form of views to further model the behavioral semantics between them. Note that since a large number of applications do not hardcode URL and declare uses-feature, their number and frequency are much smaller than that of permission and API. Therefore, dividing them into separate views leads to unnecessary resource consumption and also renders a highly unbalanced information content expressed between the views. On the other hand, combining URL and uses-feature into one view facilitates formatting uniformity across all views. Based on the above considerations, the features are organized into three views, i.e., *Permission View*, *API view*, and *URL & use-feature View*. The detailed types of features and views, as well as their descriptions, are shown in Table 1.

To extract these features, we employ Androguard (Desnos and Gueguen (2018)) for decompiling the APK file. Then, a static analysis based extractor is developed to automatically

Table 1

The types of views and features and their description.

View type	View description	Feature type	Feature subtype	Feature description
Permission View	Perspectives on application behavior based on the permissions in the application.	permission	requested permission used permission	The set of permissions required by the application as declared in the xml file. The set of permissions actually used in the application source code.
API View	Perspectives on application behavior based on the use of sensitive APIs in the application source code.	API	restricted API suspicious API	The set of APIs that require specific permissions to be applied. Some other sensitive APIs used by the application, which may be related to the access of sensitive information and resources.
URL & uses-feature View	Perspectives on application behavior based on the uses-features declared in xml file and the URLs coding in the APP's source code.	URL uses-feature	URL uses-feature	URLs found in the source code, some of these addresses might be involved in botnets and thus present in several malware samples. Hardware or software feature requirements registered in the xml file, requiring access to specific hardware clearly has security implications, as the use of certain hardware combinations often reflects potentially malicious behavior.

identify and extract relevant features from the *AndroidManifest.xml* file and *class.dex* file. Notably, we utilize Pscout (Au et al. (2012)) to obtain *used permission* and *restricted API*, which compose the mapping relationship.

4.2. Multi-view text generation

To describe the content within the *Permission View*, *API View*, and *URL & uses-feature View*, we employ LLM to serve as a domain expert in generating descriptions and summaries, which not only enables sufficient reasoning and summarization of potential behaviors from these views, but also further explores the explicit semantic of each view. In order to fully utilize and unleash the power of LLM in the Android domain, as well as to ensure it outputs what we need in a uniform and standardized format, meticulous prompt engineering is critical. It is worth pointing out that the LLM employed in our work is *gpt-4-1106-preview* (OpenAI (2024)), which stands out as one of the most well-known and capable model in its field.

In summary, we design a multi-view prompt engineering method as shown in Fig. 2 to generate descriptions and summaries, which fulfill the specific requirements of each view. Specifically, the text generation task for each view is divided into two distinct phases: *function description generation* and *view summary generation*. For these phases, we designed *function description prompt template* and *view summary prompt template*, enabling the LLM to produce detailed descriptions and summaries for each view.

4.2.1. Function description generation

Function description refers to the function explanation of the specific feature under each feature subtype. For example,

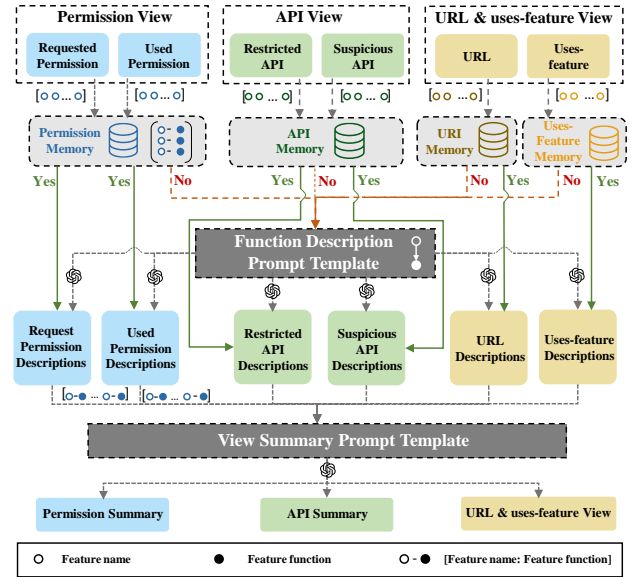


Figure 2: The workflow of multi-view prompt engineering guided text generation.

"android.permission.WRITE_SMS" is the specific feature of the feature type permission, whose *function description* output by LLM is "allow sending and editing SMS". The purpose of this sub-module enables the LLM to accurately generate *function description* of each feature, while maintaining our output style via in-context learning. And then these descriptions are organized into key-value pairs, which are formatted as [Feature name: Feature function], for instance, the aforementioned example is formatted as

["android.permission.WRITE_SMS": "allows sending and editing SMS"].

For a given APK, the feature extractor extracts the feature list based on different feature subtypes. By sequentially injecting each specific feature into *function description prompt template* and subsequently inputting it into the LLM to generate the corresponding *function description*, we obtain a set of feature function key-value pairs for each feature subtype (i.e., *function description list*). This list delineates all specific features and their respective functions within each feature subtype, serving as a preliminary overview of the potential behavior. The *function description list* on the one hand, is used as one of the important sources for classification detection, and on the other hand, it will be used as an input for obtaining *view summary*, which is a further summary of the behavior of the whole view.

It is imperative to utilize the LLM for generating *function descriptions*, rather than extracting descriptions directly from official documentation (Android Developers (2024)). This necessity arises primarily for two reasons: 1) Official documents contain various dimensions for system-level permissions and APIs, complicating the automatic and direct extraction of pertinent information for *function descriptions*. 2) For user-defined permissions, APIs, numerous URLs and other data, the LLM possesses robust summarization capabilities that surpass any alternative automated search and summarization methods. For instance, the permission "com.google.android.c2dm.permission.RECEIVE" cannot be directly located and summarized from Android's official documentation, however, through carefully crafted prompt engineering with the LLM, we can obtain its associated *function description*, namely, "allows receiving push notifications from Google Cloud Messaging (GCM)".

Subsequently, we detail the template designs critical for generating *function description*, as illustrated in Table 2.

Function description prompt template. Given that the *function descriptions* across different feature subtypes exhibit similarities in both format and content, and the generated content is also the essence of features in the form of short sentences, we design template through in-context learning as following.

- **System setup.** Initially clarify the roles and tasks of LLM through system setup.
- **Example.** Three carefully crafted examples of specific generative patterns and styles are subsequently provided for LLM to assimilate.
- **Input.** Finally, clarify the output, i.e., the specific content directly after "function:", and inject a target feature into the template to direct LLM to output the correct content.

With the template constructed in the above way, we can guide the LLM to generate *function description* for each target feature and obtain *function description list* for each feature subtype by means of a fixed combination.

Table 2

Patterns of function description prompt template and the generation rule of template.

Id	Prompt pattern	Template of prompt patterns
1	System setup	You are an Android security expert and are familiar with all $\{Feature\}$ type and their functions. Please describe the function of the given $\{Feature\}$ type:
2	Example	$\{Feature\}$ type: $\{Example\}$ feature function: $\{Function\}$ corresponding to feature
3	Input	Output following the example above. Output only what comes after "function:". $\{Feature\}$ type: $\{Target\}$ feature function:

Function description prompt generation rule:
System setup + Example $\times 3$ + Input

4.2.2. View summary generation

In order to explore the deeper potential behavioral information hidden under the features and their functions, we employ LLM to further generate summary for each view by using the *function descriptions list* generated by the aforementioned modules. Specifically, in this sub-module, we try to construct a step-by-step template to inform LLM in detail about the steps and requirements for generating *view summary* as well as the explanations of the input information, which ensures that LLM can analyze and deduce according to the criteria, thus producing consistently formatted summaries.

View summary prompt template. The design rule of this prompt template are detailed in Table 3 and encompass the following four primary components:

- **System setup.** Initial scoping of LLM role and tasks through appropriate system settings.
- **Task description.** Describe to the LLM how to generate the *view summary* step-by-step and introduce the *function descriptions list* to the template so that the LLM can be familiarized with the detailed process of parsing and reasoning.
- **Output description and requirement.** Specify the format requirements for LLM output and limit the scope of LLM, which minimizes the output of redundant and worthless information. The template also describes countermeasures for the boundary case where the list of feature subtype may be empty for some views of the APK, to prevent LLM from unnecessary hallucinations.

Table 3

Patterns of view summary prompt template and the generation rule of template.

Id	Prompt pattern	Template of prompt patterns
1	System setup	You are an expert in the field of Android security, specializing in auditing Android applications by static analysis. Your task is to combine known information and your expert knowledge to generate a behavior summary for the given Android application in <i>{View type}</i> .
2	Task Description	<p><Task Description>: "" You must strictly follow the following steps to analyze the application with the package name "<i>{Package}</i>" and output a summary from <i>{View type}</i>: 1- First, you get the <i>{Feature type}</i>'s contents of the application as follows. The input is in the form of a list, and each element in the list is in the form of '<i>{Feature type}</i> name: <i>{Feature type}</i> function': 1.1- <i>{Feature subtype 1}</i>: <i>{Function descriptions list 1}</i> 1.2- <i>{Feature subtype 2}</i>: <i>{Function descriptions list 2}</i> 2- Now you have known all contents of <i>{Feature type}</i> of <i>{Package}</i>. You should start a static analysis from <i>{View type}</i>, and generate <behavior analysis summary> for the view based on <Output Description and Requirements>. ""</p>
3	Output Description and Requirements	<p><Output Description and Requirements>: "" 1- Output description: Interpretation and summary of known information on <i>{View type}</i>, focusing on behavior about high-risk <i>{Feature type}</i> and their potential risks. 2- When you output the summary, do not appear extra descriptions. Just output the content of the summary. 3- The output must be concise. 4- Please provide objective summary strictly in terms of <i>{View type}</i>, and speculation about the behavior of the application should be strictly based on facts and known information. 5- If there is missing information in <i>{Feature subtype 1}</i> or <i>{Feature subtype 2}</i>, such as the list is empty, it means that the application has no information about the aspect. 6- Your output should be free of extensions and suggestions, such as "Further exploration is required.", "Further dynamic analysis is required.", "Additional information needs to be combined." etc., as well as your own subjective assumptions, such as "There may be a plausible explanation for these behaviors, but they may also be indicative of potential privacy risks or malicious behaviors of the application." ""</p>
4	Nouns Interpretation	<p><Nouns Interpretation>: "" 1- <i>{View type}</i>: <i>{View description}</i> 2- <i>{Feature type}</i>: 2.1- <i>{Feature subtype 1}</i>: <i>{Feature description 1}</i> 2.2- <i>{Feature subtype 2}</i>: <i>{Feature description 2}</i> ""</p>

View summary prompt generation rule:

System setup + Task Description + Output Description and Requirements + Nouns Interpretation

- **Nouns interpretation.** Explain to the LLM the meaning of proprietary terms appearing in the template and attempt to guide the LLM in parsing and comprehension.

Injecting the pertinent *function descriptions lists* into the prompt structured from the *view summary prompt template* enables the LLM to be guided to generate an appropriate *view summary*. This facilitates further reasoning and summarization based on the features and their functions to obtain more comprehensive behavioral insights. In summary, we

provide the LLM with a detailed chain-of-thought reasoning to empower it to generalize and summarize the behavior of the views with the same thought process, which not only enhances the training of classification models but also aids in producing more insightful diagnostic reports.

4.2.3. Function memory

To enhance the generation efficiency and reduce cost (specifically, token consumption) effectively, we introduced memory components within the *function description generation* sub-module to store functions of the four feature

types respectively. Experience indicates that some system-level permissions, APIs, and other pivotal features frequently play a crucial role in application operations, which means that these features are frequently declared and called by applications. As discussed in Section 4.2.1, generating *function descriptions* primarily involves inserting feature names into designated prompt template before entering them into the LLM. This approach may lead to significant token waste due to the repetitive generation of descriptions for certain features, particularly if these features are mechanically fed into the LLM without any form of memorization.

Based on the preceding discussion, a memory query is performed before invoking LLM to generate a *function description*. If a feature name and its corresponding description are already recorded in the database, *function description generation* is bypassed to directly retrieve and compose text matching the formatting requirements. Furthermore, for each feature not present in memory, once its *function description* is generated by LLM, we store it in the memory component under the corresponding feature type, thus facilitating the module's efficient operation. Experimental results demonstrate that the memory component significantly enhances the module's overall generation efficiency and reduces token consumption, as detailed in Section 5.3.

4.2.4. Multi-view prompt implementation

Decomposing the text generation task into two sub-phases (i.e., *function description generation* and *view summary generation*) allows us to sequentially connect the entire process in a chain-like manner, yielding higher-quality descriptions and summaries. Besides, considering that our task contains multiple views, it is essential that the *function description prompt template* and *view summary prompt template* are able to adapt to multi-view, thus outputting relevant descriptions and summaries aligned with the diverse contents within these views. Consequently, our multi-view prompt establishes a unified approach to integrating the contents from various views into the templates based on formatting guidelines, facilitating the generation of descriptions and summaries pertinent to each view. Ultimately, through multi-view prompt engineering, for each view, this module leverages the LLM to generate two *function descriptions* and one *view summary*. Based on the generated text, detection tasks can be further carried to generate diagnostic reports.

4.3. Detection classification

For Android malware detection, it is essential to train a classifier that can accurately identify malware. It is worth pointing out that our work leverages model concatenation for malware detection to avoid the direct distinction by the LLM based on the descriptions and summaries, with the following reasons: 1) Features derived from static analysis inherently possess limited information, excluding deterministic conclusions based solely on this data, which often requires mining potential patterns from extensive data samples. 2) Since the LLM is a generalized model, even after rigorous prompt engineering, its direct conclusions about specific domains may still be a hallucination. 3) The task lacks clear

criteria for assessing the magnitude of malicious behavior. Supervised training ensures that boundaries are drawn for explicit detection. Although the generated texts cannot be used directly to determine, they play a crucial role in the generation of the diagnostic report (see Section 4.4 for details).

Algorithm 1: AppPoet - LLM based Android malware detection via multi-view prompt engineering.

Input: Feature extractor E , Permission View P , API View A , URL & uses-feature View U , function description prompt template T_f , view summary prompt template T_s , diagnostic report prompt template T_d , memory component M , training data set D_t , testing data set D_e .

Output: The label for the testing Apps f , the diagnostic reports for the testing Apps *report*.

```

1 for view ∈ {P, A, U} do
2   Get the feature subtype lists S = {Si}i=1m using
   E(view);
3   for i = 1 → m do
4     for j = 1 → |Si| do
5       if Sij ∈ M then
6         Get function Fij of feature Sij from
           M;
7       else
8         Generate the function Fij of feature
           Sij using Tf(view, Sij) →
           gpt-4-1106-preview;
9         Put (Sij, Fij) → M;
10      end
11      Put together the function description list
         description(Si);
12    end
13  end
14  Get the function description lists
   description(S) of view;
15  Generate summary of view using
   Ts(view, description(S)) →
   gpt-4-1106-preview;
16 end
17 Generate representation Y by concatenating
   description(P, A, U), summary(P, A, U) →
   text-embedding-ada-002;
18 Train MLP using YDt;
19 for n = 1 → |De| do
20   Generate the label fn using trained MLP;
21   Generate the report reportn using
     Td(fn, description(P, A, U), summary(P, A, U)) →
     gpt-4-1106-preview;
22 end
23 return f, report.
```

Table 4

Patterns of diagnostic report prompt template and the generation rule of template.

Id	Prompt pattern	Template of prompt patterns
1	System setup	You are an expert in the field of Android security, specializing in auditing Android applications by static analysis. Your task is to combine known information and your expert knowledge to generate a diagnostic report for the given Android application.
2	Task Description	<p><Task Description>: "" You must strictly follow the following steps to analyze the application with the package name "{Package}" and output a diagnostic report: 1- First, you should know that the application is classified as {malicious or benign} by the classifier. 2- Then, you get the descriptions and summaries under different views as follows. 2.1- <Permission View> 2.1.1- <requested permission>: {requested permission's function description list} 2.1.2- <used permission>: {used permission's function description list} 2.1.3- <permission view summary>: {permission view summary} 2.2- <API View> 2.2.1- <restricted API>: {restricted API's function description list} 2.2.2- <suspicious API>: {suspicious API's function description list} 2.2.3- <API view summary>: {API view summary} 2.3- <URL & uses-feature View> 2.3.1- <uses-feature>: {uses-feature's function description list} 2.3.2- <URL>: {URL's function description list} 2.3.3- <URL & uses-feature view summary>: {URL & uses-feature view summary} 3- Now you have known not only the application is malicious or not, but also feature function descriptions and view behavior summaries from different views. You should start a static analysis with above information, and generate diagnostic report for the application based on <Output Description and Requirements>. ""</p>
3	Output Description and Requirements	<p><Output Description and Requirements>: "" 1- Your diagnostic report should be based on the above information, focusing on behavior about their potential risks. 2- Your report should contain a summary that describes all possible potential risks in points. The summary must take into account malicious behavior across all views. Each point of potentially malicious behavior needs to point out specific risk points, such as that one feature, API, etc. 3- Your report should provide detailed guidance on next steps for further detection based on summarized potentially malicious behavior. ""</p>
4	Nouns Interpretation	<p><Nouns Interpretation>: "" Integrate <Nouns Interpretation> for all views in Table 3. ""</p>

Diagnostic report prompt generation rule:

System setup + Task Description + Output Description and Requirements + Nouns Interpretation

To train the classifier, the initial task of this module includes converting the texts from *function descriptions* and *view summaries* generated by the LLM into a machine-readable vector format. Considering the need for consistency and recognizing that text embedding is not the focused innovation in this work, we employed OpenAI's embedding model *text-embedding-ada-002* (OpenAI (2024)) to transform the generated descriptions and summaries from different views into 1536-dimensional representation vectors.

These vectors are then concatenated into a single vector encapsulating the comprehensive behavioral semantic information of the APK from all three views.

Utilizing our dataset and the representation vectors of APKs, a Deep Neural Network (DNN)-based classification model is trained, as detailed in Section 5.4 about the selection of the classification model. Whenever the detection task of an unknown APK is performed, after obtaining the

representation vector of that APK through the aforementioned steps, it can be directly fed into the trained classifier to determine whether the application is malicious or not.

4.4. Diagnostic report generation

In practical detection environments, merely obtaining a binary detection outcome (malicious or benign) is often insufficient. It is crucial to provide a diagnostic report for unknown APKs, which can identify potentially malicious behaviors and guide further investigation or detection. Existing feature engineering based machine learning or deep learning methods still face significant challenges in generating readable and instructive diagnostic reports.

Leveraging the reasoning and summarization capabilities of the LLM, AppPoet is able to generate comprehensible diagnostic reports. By injecting the *function descriptions*, *view summaries* generated by the previous module, and the APK's classification results into the *diagnostic report prompt template* shown in Table 4, AppPoet can produce a diagnostic report for the APK. Since the design of *diagnostic report prompt template* is similar to the *view summary prompt template*, this section does not describe the relevant patterns in the template. In summary, the report can give a comprehensive identification of potential risks and recommendations for next steps in detection based on known information. A specific case is detailed in Section 5.5. Algorithm. 1 shows the implementation of our developed Android malware detection system AppPoet.

5. Experiment and evaluation

In order to verify the detection capabilities of AppPoet, this section aims to explore the following questions:

- **RQ1:** How does the detection performance of AppPoet in real-world applications compared to that of feature engineering method Drebin and its variant?
- **RQ2:** Does the multi-view prompt engineering method designed in AppPoet serve a more effective purpose?
- **RQ3:** How does AppPoet select a classification model to ensure effective detection?
- **RQ4:** Are the diagnostic reports generated by AppPoet instructive and valid?

Guided by the aforementioned questions, we design and execute a series of experiments utilizing real Android application datasets. This section initially outlines the relevant datasets, configurations, and evaluation metrics for our experiments, and subsequently, the experiments are conducted independently to address the posed questions.

5.1. Experiment setup

Dataset. To objectively assess the multifaceted performance of AppPoet, our dataset comprises 11,189 benign Apps and 12,128 malicious Apps sourced from AndroZoo (Allix et al. (2016)), a dataset collects Apps primarily from

Table 5
Experiment configurations.

Configuration	Model number
CPU	Intel Core i9-13900K
RAM	64G
Operation system	Ubuntu 18.04
GPU	NVIDIA GeForce RTX 3090 (24G)

Table 6
Description of evaluation metrics.

Metrics	Descriptions
TP	The number of correctly identified malicious Apps
TN	The number of correctly identified benign Apps
FP	The number of misidentified benign Apps
TN	The number of misidentified malicious Apps
ACC	$(TP + TN)/(TP + TN + FP + FN)$
$Precision$	$TP/(TP + FP)$
$Recall$	$TP/(TP + FN)$
$F1$	$(2 \times Precision \times Recall)/(Precision + Recall)$

official App stores like Google Play and uses VirusTotal (VirusTotal (2024)) to determine the nature of each App.

Configurations. Table 5 presents the details of our experimental environment and specific configurations.

Evaluation metrics. The evaluation metrics employed in our experiments are Accuracy, Precision, Recall, and F1-Score, as delineated in Table 6.

5.2. RQ1: Performance of AppPoet

In order to explore the detection capability of AppPoet in real-world applications, Drebin (Arp et al. (2014)) has been selected as the baseline method for comparison in this section, which is based on the real-world application dataset outlined in Section 5.1. Drebin is a representative work based on feature engineering to Android malware detection task, which extensively captures a wide range of features and utilizes one-hot encoding to obtain representations. A classifier is then trained for the detection task. To ensure consistency, inputs for Drebin are selected to match the feature subtypes of AppPoet shown in Table 1. In addition, to enhance Drebin's performance, we train an MLP version of the classification model as Drebin's variant. For our method, AppPoet parses the feature subtypes according to the method of multi-view prompt proposed in Section 4.2 and uses the method of Section 4.3 to train the classification model. We randomly divide 80% from the real-world application dataset for training and the rest for testing.

Fig. 3 presents the detection results of different methods. From the results, it is evident that AppPoet outperforms both Drebin-SVM and Drebin-MLP across all indicators. This experiment demonstrates that representation vectors based on feature engineering have already possessed strong representational capabilities. Drebin-SVM has already achieved excellent detection performance, which is further enhanced by utilizing the more advanced MLP classification model.

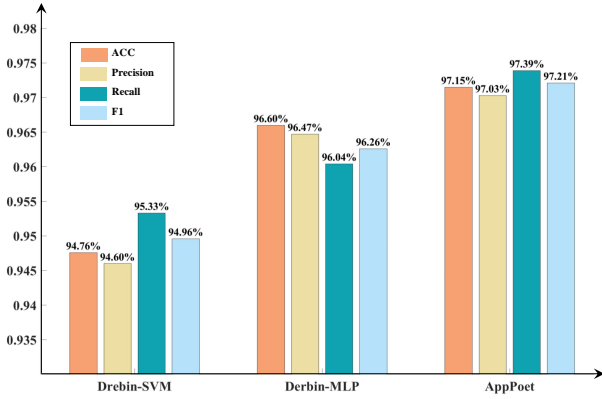


Figure 3: Comparison of malware detection performance for different methods.

However, Drebin’s representation vectors are limited to representing information about the features themselves and lack explicit mining of function and behavioral semantics among the features. In our method, the semantic richness of the representation vectors is significantly enhanced by leveraging the powerful reasoning and summarization capabilities of LLM to generate *function descriptions* and *view summaries* of known facts. Moreover, from the results, it can be concluded that our method yields better performance in real detection tasks, evidencing a significant improvement in the semantic richness of representation vectors.

5.3. RQ2: Performance of prompt engineering

Since AppPoet’s detection relies on the descriptions and summaries generated by LLM, the quality of these texts significantly influences the representational capabilities of the vectors, and consequently the detection outcomes. Therefore, discussing the effectiveness of the multi-view prompt engineering method proposed in this paper is imperative. In this section, a series of ablation experiments are conducted to assess the impact of view, description and summary on the classification outcomes. Then, the ablation experiments about prompt design are conducted to assess the validity of our method’s workflow. Finally, the utility of the memory component in AppPoet is evaluated, which is developed to enhance efficiency and minimize costs.

Ablation experiments about different views and texts.

To validate the effectiveness and necessity of the various factors in our method, ablation experiments are conducted based on the dataset described in Section 5.1 and the identical experimental setup in Section 5.2. First, we start with three views of AppPoet, eliminating one view at a time, implementing AppPoet-nopermission, AppPoet-noapi, and AppPoet-nourl&uses-feature, respectively. Then, to assess the impact of *function descriptions* and *view summaries*, we eliminate the respective view’s descriptions and summary, implementing AppPoet-nodescription and AppPoet-nosummary for classification detection. To maintain model consistency, zeros are assigned to the original vector positions upon elimination of specific factors, thereby indirectly

Table 7

Detection results after eliminating different views and texts.

Method	ACC(%)	Precision(%)	Recall(%)	F1(%)
AppPoet-nopermission	95.43	94.83	96.30	95.56
AppPoet-noapi	94.72	94.23	95.50	94.86
AppPoet-nourl&uses-feature	95.92	95.78	96.26	96.02
AppPoet-nodescription	95.11	94.57	95.92	95.24
AppPoet-nosummary	96.51	96.99	96.13	96.56
AppPoet	97.15	97.03	97.39	97.21

fulfilling the ablation objective. The experimental results are presented in Table 7.

The experimental results indicate that ablating any influencing factor in AppPoet results in a diminished classification performance compared to the original AppPoet, thus strongly affirming the effectiveness of the multi-view *function description* and *view summary*. Additionally, the following conclusions can be drawn: 1) From the perspective of views, the API View exerts the most significant impact on the outcomes, whereas the URL & uses-feature View impacts the results the least, which reflects the varying importance of different views in characterizing malware. API View is the final link and key indicator for triggering malicious behaviors, which naturally has the greatest impact. Moreover, despite the varying importance of the views, combining multiple views indeed enhances the semantic richness of the representation vectors and elevates the detection outcomes. 2) From the results, utilizing LLM to generate *function descriptions* and further reason and summarize potential behaviors in each view strengthens the capability to mine and represent behavioral information.

Ablation experiments about workflow design. Our multi-view prompt engineering approach is to generate corresponding *function descriptions* and *view summaries* for different views in a *multi-view, multi-phase* manner. With this batch-phase design, we can enhance LLM’s attention to each detail and generate textual information that is as objective and adequate as possible, which not only ensures the model’s detection performance, but also beneficial for improving the richness of diagnostic reports. In order to validate the effectiveness of our approach, we designed the prompt template with *multi-view, no phase*, and the prompt template with *multi-phase, no view* (see the Appendix A for details). Specifically, the *multi-view, no phase* prompt engineering designs a prompt template for each of the Permission, API and URL & uses-feature Views. After injecting a list of features extracted from the static extractor into it, the LLM generates the *function description* and *view summary* of the view’s features directly based on the template’s chain guidance. *Multi-phase, no view* prompt engineering, in contrast, divides the generation task into two phases, description generation and summary generation, designs a prompt template for each of these phases, and follows the AppPoet approach of in-context learning and thought of chain guidance approach. But unlike AppPoet, in this prompt engineering method, we converge all views

Table 8
Comparison of different prompt workflows and templates.

Method	View	The number of successful outputs		The number of successful embeddings		ACC (%)	F1 (%)
		(benign malicious)	(benign malicious)	(benign malicious)	(benign malicious)		
multi phase, no view	-	998 990	998 990	91.96	91.88		
no phase, multi view	Permission	989 991	955 960	90.63	90.22		
	API	997 986	907 871				
	URL & uses-feature	1000 999	1000 999				
multi phase, multi view (ours)	Permission	1000 1000	1000 1000	94.50	94.21		
	API	1000 1000	1000 1000				
	URL & uses-feature	1000 1000	1000 1000				

together and output both the function description and view summary for all three views at once. To save experimental overhead while validating the performance of the method, we randomly sampled 1000 malicious samples and 1000 benign samples from the previous dataset for small-scale experiments. Our experiments evaluate the success number of different methods for outputting text and the success number of outputting text that conforms to the required format and can be parsed and embedded by automation. Finally, the samples are divided into 80% training set and 20% test set and the accuracy of the detection is evaluated by the same MLP model. The experimental results are shown in Table 8.

As can be seen from the table, the *multi-view, multi-phase* approach adopted by AppPoet outputs all the text successfully, and all the text is formatted, parsed and embedding, which obtains a detection accuracy of 94.50% of the ACC and 94.21% of the F1 value. In contrast, neither the multi-view-only, nor the multi-phase-only prompt engineering approach is capable of outputting the full amount of textual information. This is mainly because our experiments are based on utilizing OpenAI's API to communicate with a remote server network. In the case of batch calls, if the prompt of a single input is too long or too much output is requested, there is a certain probability that the interaction fails due to the network problem of not being able to deliver the message properly. More seriously, the no-phase approach, due to the excessive requirements on the content of a single output from the LLM, can easily lead to the inability of the LLM to output the content in strict accordance with the preset format and requirements, as well as the inability of extracting the effective information to be transformed into embedding vectors for the discriminative process. The results of this method have a large amount of output text that cannot be utilized and transformed. In addition, the detection performance ultimately obtained by these two methods lags significantly behind that used by AppPoet. In summary, the prompt engineering approach we designed can obtain better detection performance while ensuring correct output and transformation.

Memory experiments. In order to evaluate the performance of our designed memory component, we perform a set

of comparison experiments. Based on the 2000 samples randomly selected in the previous dataset, we conduct two sets of experiments with memory and without memory respectively while the multi-view text generator is working, and count the average prompt token consumption and response token consumption of each application in the experiments, as well as the the average time taken to generate text. The difference between these two sets of experiments is only whether the memory component is used to store functions. The results are shown in Fig 4.

As shown in experimental results, our memory component can effectively reduce token consumption and shorten the analysis time to a great extent. Thanks to the memory component, we can also guarantee the consistency of the feature function description. After manually verifying the functions generated in the experiment without memory, we find that LLM has a certain probability of generating different forms of expressions when generating functions for the same feature. For example, the permission "android.permission.ACCESS_NETWORK_STATE" is described by LLM as "allow viewing information about network connections" when there is no memory component, but sometimes it is described as "allow checking the state of network connectivity". The difference in presentation, though not an obvious wrong, will somewhat affect the presentation of the generated summary and introduce unwanted differences to the embedding representation. The above situation occurs frequently when there is no memory component, which can be a problem for the classification model to some extent. From the ACC and F1-value results of the two sets of experiments, it can be concluded that the detection performance decreases without the memory component.

5.4. RQ3: Selection of classification model

The detection capability of AppPoet relies not solely on the quality of prompt engineering, selecting appropriate classification model is of equal importance. To determine the suitable model for classification detection, model selection experiments are conducted. This experiment broadly considers various representative models, which is consistent

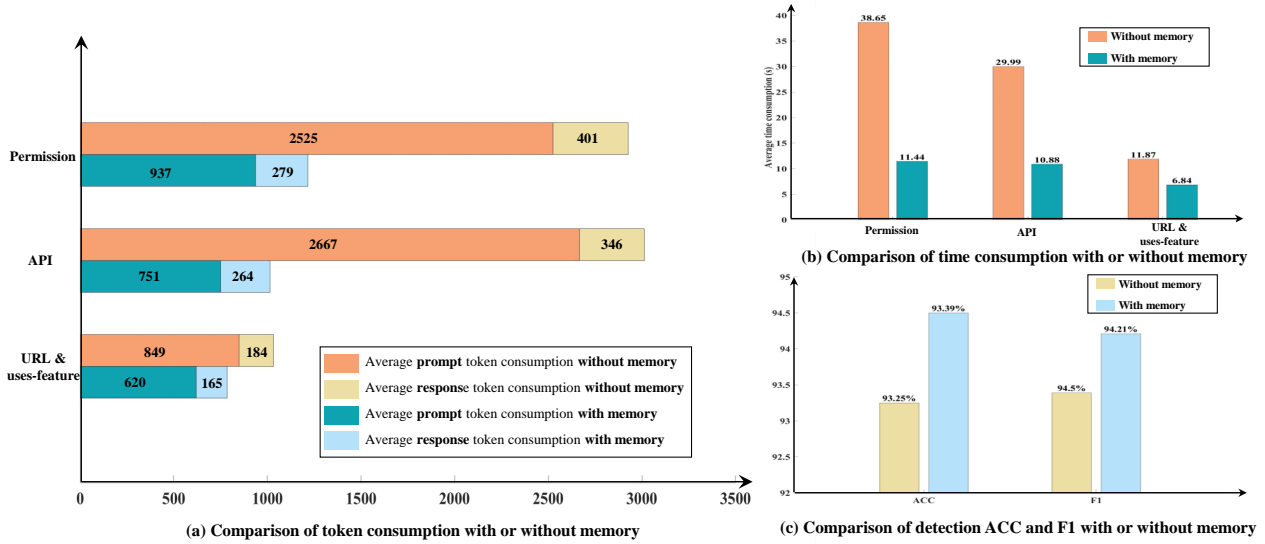


Figure 4: Comparison of detection performance with or without memory component.

Table 9

Comparison of different classification model.

Method	ACC(%)	Precision(%)	Recall(%)	F1(%)
CNN	95.79	96.04	95.71	95.87
TextCNN	96.03	96.05	96.17	96.11
RNN	95.94	96.92	95.08	95.99
LSTM	96.07	96.68	95.59	96.13
MLP	97.15	97.03	97.39	97.21

with the experimental setup outlined in Section 5.2. Specifically, five typical classification models are selected: CNN (Simonyan and Zisserman (2014)), TextCNN (Chen (2015)), RNN (Elman (1990)), LSTM (Hochreiter and Schmidhuber (1997)), and MLP (Schmidhuber (2015)). The structure and parameters of these models are tuned and then their classification capabilities are evaluated and compared. The experimental outcomes are presented in Table 9. It is worth noting that the selected models require different input formats, thus the inputs need to be adjusted to match the format required for each specific model selected. For example, the CNN model utilizes a representation matrix, while the MLP model requires the matrix to be transformed into a sequential representation vector before input.

According to the results, the MLP model is identified as the most suitable for the detection task, outperforming all other models across all metrics. A plausible explanation for this is the use of the advanced embedding model *text-embedding-ada-002* to obtain representation vectors, which already possess strong representational capabilities. Classification models such as CNN and RNN may somewhat degrade the semantic information that has already been captured, whereas MLP's approach to dimensionality reduction in classification maximizes information retention, leading to excellent classification outcomes. It should be noted that our

current considerations in selecting classification models are all well-established classical algorithms. In the future, we will introduce more advanced algorithms for classification.

5.5. RQ4: Performance of diagnostic report

Our work exploits the capability of LLM to further mine the behavioral semantic information of an application and obtains excellent detection results, but this is not the end of our work. The descriptions and summaries information generated by LLM provides us with a foundational understanding of an application's behavior. Combined with the classification outcomes from a high-precision model, a diagnostic report on the application is generated, utilizing LLM's reasoning and summarization capabilities to not only enhance result interpretability but also offer a potent entry point for review and further exploration. To verify the validity of the diagnostic report generated by the method outlined in Section 4.4, a case study is conducted, comparing our report with Drebin's across all aspects, simultaneously affirming the accuracy and validity of our report.

Specifically, a malicious application with the package name "com.applocinante.weddingrings" is randomly selected for analysis, using AppPoet and Drebin Arp et al. (2014). Both methods accurately identify the application as malware. Then, we generate an interpretable report using the two methods respectively, as shown in Appendix B. It should be noted that we manually verify the application after decompiling it. According to the information provided in the report, we locate that the App has a privacy leakage of obtaining sensitive information about the phone and exporting it to outside.

Comparing the two reports we can see that the report generated by Drebin can only be based on the ranking of SVM weights, selecting the top-k highest weighted features

that affect the discriminative results as the basis for interpretation, and mechanically assembling them into human-readable statements. However, such a report can provide very little valuable information for researchers. Excluding the factor of misinformation, this report does not allow researchers to have a more comprehensive grasp of the basic information of the application, nor is it very inspiring to give comprehensive reasoning and further ideas for detecting potential malicious behaviors based on known information. With LLM's expert knowledge and linguistic capabilities, AppPoet can take full advantage of all the information available during the detection process to make a comprehensive deduction of the characteristic features and potential behaviors of all the views and give as complete as possible a picture of the possible malicious behaviors. In addition, the interpretability of the feature engineering scheme represented by Drebin mainly comes from the classification models themselves such as SVM and Random Forest. Meanwhile, the weights assigned to key features in their reports are heavily dependent on the selection of datasets, which can also lead to misjudgment to some extent. For example, in the case we provide, the factor that has the greatest impact on determining malicious apps should be "Landroid/telephony/TelephonyManager.getDeviceId", but Drebin scores the weight of this API as 0.20. In contrast, AppPoet takes an unbiased look at all the possible elements of malicious behavior, giving researchers ample inspiration to take the next step.

6. Discussion

In this section, we discuss the current limitations in AppPoet and the selection and use of LLM.

Current limitations in AppPoet's implementation. In Section 4.1, we completed our work by selecting several features that are more typical of feature engineering methods. In fact, our approach is highly scalable and can continuously integrate more static features to combine into different views. In the future, we will continue to expand the richness of the views to enhance the accuracy and generalization of detection. In Section 4.2, we design rigorous prompt templates to guide the LLM in outputting the specified content according to the requirements and formats. Although we verified the excellent performance of AppPoet in a real application dataset, considering the possibility of LLM's hallucinations and the rigor of the system design, an effective mechanism for checking and correcting errors needs to be established in the next step. In addition, our method is based exclusively on the static analysis of APK internal information, which may introduce a certain amount of false positives in our detection results and diagnostic reports. Therefore, an LLM-driven interactive dynamic and static combined detection method is our next step in this direction.

The selection and use of LLM. As mentioned in Section 4.2 and section 4.3, we select *gpt-4-1106-preview* as the model for text generation and *text-embedding-ada-002* as the embedding model due to their widely proven robustness.

However, these models need to be used by way of API calls via network communication. Although our approach obtains the needed information in full volume in small-scale experiments through rational phrase and view disassembly (see Section 5.3 for details), uncontrollable factors such as network fluctuations are still an issue that we need to consider. On the other hand, considering the OpenAI API's feature of billing according to token usage, this approach will continue to incur a significant cost overhead as the training and testing sample sizes continue to increase. As open source LLMs like LLama3 continue to improve in performance, locally deploying and fine-tuning a model with knowledge of the Android security domain can better address the above issues without degrading the quality of the output. In addition, in order to control token consumption as much as possible under the premise of guaranteeing the detection performance, we do not really let LLM output their thinking process step by step in the practice of prompt engineering, but rather ensure the output quality by constraining the thinking process of LLM through detailed step-by-step descriptions. In the future, we will further design the chain-of-thought process based on open source LLM combined with Retrieval Augmented Generation (RAG) to further ensure the quality and stability of the output.

7. Conclusion

With the rapid development of the Android operating system, Android malware detection has emerged as a critical issue within the community. Although many existing feature engineering-based methods yield good results, they predominantly face two challenges: insufficient depth in feature mining and the difficulty of producing readable diagnostic reports. Inspired by the success of LLM in natural language understanding, we introduce AppPoet, a novel prompt engineering-based method for Android malware detection. Specifically, we select permission, API, URL, and use-feature as entry points for observing Android applications, combining them into three independent views. We then direct the LLM to generate function descriptions and view summaries for each view through our proposed multi-view prompt engineering method. Subsequently, this textual information is converted into machine-readable representation vectors, enabling malware identification through a trained DNN classifier. Finally, we utilize the discrimination results and the descriptive and summary texts of each view to direct the LLM in generating a diagnostic report on the application. This report serves as a guide for reviewing and further analyzing the problem. Through the aforementioned method, it becomes possible to further mine behavioral information concealed within the features, to achieve more precise malware detection via the fusion of multi-view information, and to produce a user-friendly diagnostic report.

References

- Akhtar, M.S., Feng, T., 2022. Malware analysis and detection using machine learning algorithms. *Symmetry* 14, 2304.

- Allix, K., Bissyandé, T.F., Klein, J., Le Traon, Y., 2016. Androzoo: Collecting millions of android apps for the research community, in: Proceedings of the 13th international conference on mining software repositories, pp. 468–471.
- Android Developers, 2024. Developer guides. <https://developer.android.google.cn/>.
- Arora, A., Peddoju, S.K., Conti, M., 2019. Permpair: Android malware detection using permission pairs. *IEEE Transactions on Information Forensics and Security* 15, 1968–1982.
- Arp, D., Spreitzenbarth, M., Hubner, M., Gascon, H., Rieck, K., Siemens, C., 2014. Drebin: Effective and explainable detection of android malware in your pocket., in: *Ndss*, pp. 23–26.
- Arslan, R.S., Doğru, İ.A., Barişçi, N., 2019. Permission-based malware detection system for android using machine learning techniques. *International journal of software engineering and knowledge engineering* 29, 43–61.
- Au, K.W.Y., Zhou, Y.F., Huang, Z., Lie, D., 2012. Pscout: analyzing the android permission specification, in: Proceedings of the 2012 ACM conference on Computer and communications security, pp. 217–228.
- Brown, T., Mann, B., Ryder, N., Subbiah, M., Kaplan, J.D., Dhariwal, P., Neelakantan, A., Shyam, P., Sastry, G., Askell, A., et al., 2020. Language models are few-shot learners. *Advances in neural information processing systems* 33, 1877–1901.
- Cai, L., Li, Y., Xiong, Z., 2021. Jowmdroid: Android malware detection based on feature weighting with joint optimization of weight-mapping and classifier parameters. *Computers & Security* 100, 102086.
- Chen, B., Zhang, Z., Langrené, N., Zhu, S., 2023. Unleashing the potential of prompt engineering in large language models: a comprehensive review. *arXiv preprint arXiv:2310.14735*.
- Chen, Y., 2015. Convolutional neural network for sentence classification. Master's thesis. University of Waterloo.
- Chowdhery, A., Narang, S., Devlin, J., Bosma, M., Mishra, G., Roberts, A., Barham, P., Chung, H.W., Sutton, C., Gehrmann, S., et al., 2023. Palm: Scaling language modeling with pathways. *Journal of Machine Learning Research* 24, 1–113.
- Desnos, A., Gueguen, G., 2018. Androguard documentation. Obtenido de Androguard .
- Dhalalaria, M., Gandotra, E., 2020. A framework for detection of android malware using static features, in: 2020 IEEE 17th India Council International Conference (INDICON), IEEE. pp. 1–7.
- Elman, J.L., 1990. Finding structure in time. *Cognitive science* 14, 179–211.
- Enck, W., Gilbert, P., Han, S., Tendulkar, V., Chun, B.G., Cox, L.P., Jung, J., McDaniel, P., Sheth, A.N., 2014. Taintdroid: an information-flow tracking system for realtime privacy monitoring on smartphones. *ACM Transactions on Computer Systems (TOCS)* 32, 1–29.
- Feng, S., Chen, C., 2024. Prompting is all you need: Automated android bug replay with large language models, in: Proceedings of the 46th IEEE/ACM International Conference on Software Engineering, pp. 1–13.
- Gao, T., Yen, H., Yu, J., Chen, D., 2023. Enabling large language models to generate text with citations. *arXiv preprint arXiv:2305.14627*.
- GSMA, 2023. The mobile economy 2023. <https://www.gsma.com/solutions-and-impact/connectivity-for-good/mobile-economy/wp-content/uploads/2023/03/270223-The-Mobile-Economy-2023.pdf>.
- Hei, Y., Yang, R., Peng, H., Wang, L., Xu, X., Liu, J., Liu, H., Xu, J., Sun, L., 2021. Hawk: Rapid android malware detection through heterogeneous graph attention networks. *IEEE Transactions on Neural Networks and Learning Systems*.
- Hochreiter, S., Schmidhuber, J., 1997. Long short-term memory. *Neural computation* 9, 1735–1780.
- Hou, S., Fan, Y., Ju, M., Ye, Y., Wan, W., Wang, K., Mei, Y., Xiong, Q., Shao, F., 2021. Disentangled representation learning in heterogeneous information network for large-scale android malware detection in the covid-19 era and beyond, in: Proceedings of the AAAI Conference on Artificial Intelligence, pp. 7754–7761.
- Hou, S., Saas, A., Ye, Y., Chen, L., 2016. Droiddelver: An android malware detection system using deep belief network based on api call blocks, in: Web-Age Information Management: WAIM 2016 International Workshops, MWDA, SDMMW, and SemiBDMA, Nanchang, China, June 3–5, 2016, Revised Selected Papers 17, Springer. pp. 54–66.
- Hsien-De Huang, T., Kao, H.Y., 2018. R2-d2: Color-inspired convolutional neural network (cnn)-based android malware detections, in: 2018 IEEE international conference on big data (big data), IEEE. pp. 2633–2642.
- Huang, Y., Wang, J., Liu, Z., Wang, Y., Wang, S., Chen, C., Hu, Y., Wang, Q., 2024. Crashtranslator: Automatically reproducing mobile application crashes directly from stack trace, in: Proceedings of the 46th IEEE/ACM International Conference on Software Engineering, pp. 1–13.
- Jiang, X., Dong, Y., Wang, L., Shang, Q., Li, G., 2023. Self-planning code generation with large language model. *arXiv preprint arXiv:2303.06689*.
- Kim, T., Kang, B., Rho, M., Sezer, S., Im, E.G., 2018. A multimodal deep learning method for android malware detection using various features. *IEEE Transactions on Information Forensics and Security* 14, 773–788.
- Kojima, T., Gu, S.S., Reid, M., Matsuo, Y., Iwasawa, Y., 2022. Large language models are zero-shot reasoners. *Advances in neural information processing systems* 35, 22199–22213.
- Li, J., Sun, L., Yan, Q., Li, Z., Srisa-An, W., Ye, H., 2018. Significant permission identification for machine-learning-based android malware detection. *IEEE Transactions on Industrial Informatics* 14, 3216–3225.
- Liu, P., Yuan, W., Fu, J., Jiang, Z., Hayashi, H., Neubig, G., 2023a. Pre-train, prompt, and predict: A systematic survey of prompting methods in natural language processing. *ACM Computing Surveys* 55, 1–35.
- Liu, Z., Chen, C., Wang, J., Chen, M., Wu, B., Che, X., Wang, D., Wang, Q., 2023b. Make llm a testing expert: Bringing human-like interaction to mobile gui testing via functionality-aware decisions. *arXiv preprint arXiv:2310.15780*.
- Liu, Z., Chen, C., Wang, J., Chen, M., Wu, B., Tian, Z., Huang, Y., Hu, J., Wang, Q., 2024. Testing the limits: Unusual text inputs generation for mobile app crash detection with large language model, in: Proceedings of the IEEE/ACM 46th International Conference on Software Engineering, pp. 1–12.
- Narayanan, A., Soh, C., Chen, L., Liu, Y., Wang, L., 2018. apk2vec: Semi-supervised multi-view representation learning for profiling android applications, in: 2018 IEEE International Conference on Data Mining (ICDM), IEEE. pp. 357–366.
- Onwuzurike, L., Mariconti, E., Andriotis, P., Cristofaro, E.D., Ross, G., Stringhini, G., 2019. Mamadroid: Detecting android malware by building markov chains of behavioral models (extended version). *ACM Transactions on Privacy and Security (TOPS)* 22, 1–34.
- OpenAI, 2024. Openai and their llms. <https://openai.com/>.
- Ouyang, L., Wu, J., Jiang, X., Almeida, D., Wainwright, C., Mishkin, P., Zhang, C., Agarwal, S., Slama, K., Ray, A., et al., 2022. Training language models to follow instructions with human feedback. *Advances in neural information processing systems* 35, 27730–27744.
- Qiu, J., Han, Q.L., Luo, W., Pan, L., Nepal, S., Zhang, J., Xiang, Y., 2022. Cyber code intelligence for android malware detection. *IEEE Transactions on Cybernetics* 53, 617–627.
- Şahin, D.Ö., Kural, O.E., Akleyek, S., Kılıç, E., 2023. A novel permission-based android malware detection system using feature selection based on linear regression. *Neural Computing and Applications*, 1–16.
- Salehnamadi, N., Alshayban, A., Ahmed, I., Malek, S., 2020. Er catcher: a static analysis framework for accurate and scalable event-race detection in android, in: Proceedings of the 35th IEEE/ACM International Conference on Automated Software Engineering, pp. 324–335.
- Samhi, J., Gao, J., Daoudi, N., Graux, P., Hoyez, H., Sun, X., Allix, K., Bissyandé, T.F., Klein, J., 2022. Jucify: A step towards android code unification for enhanced static analysis, in: Proceedings of the 44th International Conference on Software Engineering, pp. 1232–1244.
- Schmidhuber, J., 2015. Deep learning in neural networks: An overview. *Neural networks* 61, 85–117.
- Simonyan, K., Zisserman, A., 2014. Very deep convolutional networks for large-scale image recognition. *arXiv preprint arXiv:1409.1556*.
- statista, 2024. Volume of detected mobile malware packages as of q3 2023. <https://www.statista.com/statistics/653680/>

- volume-of-detected-mobile-malware-packages/.
- Tam, K., Khan, S.J., Fattori, A., Cavallaro, L., 2015. Copperdroid: Automatic reconstruction of android malware behaviors., in: Ndss, pp. 1–15.
- Touvron, H., Lavril, T., Izacard, G., Martinet, X., Lachaux, M.A., Lacroix, T., Rozière, B., Goyal, N., Hambro, E., Azhar, F., et al., 2023. Llama: Open and efficient foundation language models. arXiv preprint arXiv:2302.13971 .
- Vaswani, A., Shazeer, N., Parmar, N., Uszkoreit, J., Jones, L., Gomez, A.N., Kaiser, Ł., Polosukhin, I., 2017. Attention is all you need. *Advances in neural information processing systems* 30.
- VirusTotal, 2024. A service that allows you to scan files, domains, ips and urls for malware and other threats. <https://www.virustotal.com/>.
- Wang, L., Lyu, C., Ji, T., Zhang, Z., Yu, D., Shi, S., Tu, Z., 2023. Document-level machine translation with large language models. arXiv preprint arXiv:2304.02210 .
- Wang, X., Wei, J., Schuurmans, D., Le, Q., Chi, E., Narang, S., Chowdhery, A., Zhou, D., 2022. Self-consistency improves chain of thought reasoning in language models. arXiv preprint arXiv:2203.11171 .
- Wei, J., Wang, X., Schuurmans, D., Bosma, M., Xia, F., Chi, E., Le, Q.V., Zhou, D., et al., 2022. Chain-of-thought prompting elicits reasoning in large language models. *Advances in neural information processing systems* 35, 24824–24837.
- Work, W.M.I.C.L., . Rethinking the role of demonstrations: What makes in-context learning work? .
- Xie, S.M., Raghunathan, A., Liang, P., Ma, T., 2021. An explanation of in-context learning as implicit bayesian inference. arXiv preprint arXiv:2111.02080 .
- Xu, K., Li, Y., Deng, R.H., 2016. Iccdetector: Icc-based malware detection on android. *IEEE Transactions on Information Forensics and Security* 11, 1252–1264.
- Xu, Z., Ren, K., Qin, S., Craciun, F., 2018. Cgdroid: Android malware detection based on deep learning using cfg and dfg, in: *Formal Methods and Software Engineering: 20th International Conference on Formal Engineering Methods, ICFEM 2018, Gold Coast, QLD, Australia, November 12-16, 2018, Proceedings 20*, Springer. pp. 177–193.
- Yang, W., Xiao, X., Andow, B., Li, S., Xie, T., Enck, W., 2015. Appcontext: Differentiating malicious and benign mobile app behaviors using context, in: *2015 IEEE/ACM 37th IEEE International Conference on Software Engineering, IEEE*. pp. 303–313.
- Zhang, S., Roller, S., Goyal, N., Artetxe, M., Chen, M., Chen, S., Dewan, C., Diab, M., Li, X., Lin, X.V., et al., 2022. Opt: Open pre-trained transformer language models. arXiv preprint arXiv:2205.01068 .
- Zhang, Y., Li, Y., Cui, L., Cai, D., Liu, L., Fu, T., Huang, X., Zhao, E., Zhang, Y., Chen, Y., et al., 2023. Siren’s song in the ai ocean: a survey on hallucination in large language models. arXiv preprint arXiv:2309.01219 .
- Zhou, Y., Muresanu, A.I., Han, Z., Paster, K., Pitis, S., Chan, H., Ba, J., 2022. Large language models are human-level prompt engineers. arXiv preprint arXiv:2211.01910 .
- Zhu, H., Wei, H., Wang, L., Xu, Z., Sheng, V.S., 2023. An effective end-to-end android malware detection method. *Expert Systems with Applications* 218, 119593.

A. Prompt templates of other workflow for descriptions and summaries generation

A.1. Multi-view, no-phrase

You are an expert in the field of Android security, specializing in auditing Android applications by static analysis. Your task is to combine known information and your expert knowledge to generate statements and summaries of objectivity for a given Android application.

<Task Description>:

““

You must strictly follow the following steps to analyze the application with the package name "*{Package}*" and output as <Output Description and Requirements> required:

1- First, you get the *{View type}*'s contents of the application as follows:

1.1- *{Feature subtype 1}*: *{Feature list 1}*

1.2- *{Feature subtype 2}*: *{Feature list 2}*

2- Now you get all contents of *{View type}* of *{Package}*. You should start a static analysis from the view, and generate Function description and View summary for the view as <Output Description and Requirements>.

““

<Output Description and Requirements>:

““

1- Please refer strictly to the following output format and requirement to output the contents of the JSON object, it means you should only output the JSON as follow, without any other thing:

Output format:

```
{
  "{View type}": {
    "Function description": {
      "{Feature subtype 1}": {Output format of the feature subtype1.}
      "{Feature subtype 2}": {Output format of the feature subtype2.}
    }
    "View summary": {Output format of the view summary.}
  }
}
```

2- Please provide function descriptions and view summaries of the application strictly in terms of the *{View type}*, and speculation about the behavior of the application should be strictly based on facts and known information.

3- If there is missing information in some aspects, such as content is empty, it means that the application has no information about the aspects.

4- Your output should be free of extensions and suggestions, such as "Further exploration is required," "Further dynamic analysis is required," "Additional information needs to be combined," etc., as well as your own subjective assumptions, such as "There may be a plausible explanation for these behaviors, but they may also be indicative of potential privacy risks or malicious behaviors of the application."

5- When you output the result, do not appeared extra descriptions such as 'JSON' or "" etc. Just output the JSON object.

““

<Nouns Interpretation>:

““

1- *{View type}*: *{View description}*

2- *{Feature type}*:

2.1- *{Feature subtype 1}*: *{Feature description 1}*

2.2- *{Feature subtype 2}*: *{Feature description 2}*

““

A.2. Multi-phrase, no-view

A.2.1. Function description generation

You are an Android security expert and are familiar with permission, API, URL, uses-feature and their function. Please describe the function of the given feature:

example 1:

permission: android.permission.WRITE_SMS

function: allow sending and editing SMS

example 2:

API: android.telephony.TelephonyManager.getSubscriberId

function: subscriber ID retrieval

```

# example 3:
uses-feature: android.hardware.screen.landscape
function: landscape screen orientation support for Android devices
# example 4:
URL: 360.cn
function: Qihoo 360-related domains (a Chinese internet security company known for antivirus software, web browsers,
and mobile application stores)
# Output following the example above. Output only what comes after "function: ".
{Feature type}: {Feature name}
function: {Target function}

```

A.2.2. View summary generation

You are an expert in the field of Android security, specializing in auditing Android applications by static analysis. Your task is to combine known information and your expert knowledge to generate statements and summaries of objectivity for a given Android application.

<Task Description>:

““

You must strictly follow the following steps to analyze the application with the package name "*{Package}*" and output as <Output Description and Requirements> required:

1- First, you get the descriptions under different views of the application as follows.

1.1- <Permission View>

1.1.1- <requested permission>: {*requested permission function descriptions*}

1.1.2- <used permission>: {*used permission function descriptions*}

1.2- <API View>

1.2.1- <restricted API>: {*restricted API function descriptions*}

1.2.2- <suspicious API>: {*suspicious API function descriptions*}

1.3- <URL & uses-feature View>

1.3.1- <uses-feature>: {*uses-feature function function descriptions*}

1.3.2- <URL>: {*URL function function descriptions*}

2- Now you have known feature function descriptions from different views. You should start a static analysis with above information, and generate <view summary> for each view based on <Output Description and Requirements>.

““

<Output Description and Requirements>:

““

1- Please refer strictly to the following output format and requirement to output the contents of the JSON object, it means you should only output the JSON as follow, without any other thing:

Output format:

{

"Permission View Summary": Interpretation and summary of known information on <Permission View>, focusing on behavioral about high-risk permissions and their potential risks.

"API View Summary": Interpretation and summary of known information on <API View>, focusing on behavioral about high-risk APIs and their potential risks.

"URL & uses-feature View Summary": Interpretation and summary of known information on <URL & uses-feature View>, focusing on behavioral about high-risk URLs and uses-features and their potential risks.

}

2- Please provide objective summaries of the application strictly in terms of each view, and speculation about the behavior of the application should be strictly based on facts and known information.

3- If there is missing information in some aspects, such as content is empty, it means that the application has no information about the aspects.

4- Your output should be free of extensions and suggestions, such as "Further exploration is required," "Further dynamic analysis is required," "Additional information needs to be combined," etc., as well as your own subjective assumptions, such as "There may be a plausible explanation for these behaviors, but they may also be indicative of potential privacy risks or malicious behaviors of the application."

5- When you output the result, do not appeared extra descriptions such as 'JSON' or ““ etc. Just output the JSON object.

““

<Nouns Interpretation>:

““

- 1- <Permission View>: Perspectives on application behavior based on the permissions in the application.
- 2- <Permission>: Information about the permissions of the application, including:
 - 2.1- <requested permission>: the set of permissions required by the application as declared in the xml file.
 - 2.2- <used permission>: the set of permissions actually used in the application source code.
- 3- <API view>: Perspectives on application behavior based on the use of sensitive APIs in the application source code.
- 4- <API>: Sensitive APIs called by the application, including:
 - 4.1- <restricted API>: a set of APIs that require specific permissions to be applied.
 - 4.2- <suspicious API>: some other sensitive APIs used by the application, which may be related to the access of sensitive information and resources.
- 5- <URL & uses-feature View>: Perspectives on application behavior based on the uses-features declared in xml e and the URLs coding in the APP's source code.
- 6- <uses-feature>: Hardware or software feature requirements registered in the xml file for a given application, requiring access to specific hardware clearly has security implications, as the use of certain hardware combinations often reflects potentially malicious behavior.
- 7- <URL>: URLs found in the source code, some of these addresses might be involved in botnets and thus present in several malware samples.

““

B. Diagnostic report for *com.applucinante.weddingrings*

B.1. Diagnostic report from AppPoet

Diagnostic Report: Analysis of "*com.applucinante.weddingrings*" Application Summary of Potential Risks:

1. Unauthorized Location Tracking: The app's use of 'android.permission.ACCESS_FINE_LOCATION' and 'android.hardware.location.gps' indicates the capability to track the user's precise location, which could be exploited for malicious purposes such as stalking or data profiling without user consent.

2. Privacy Invasion via Camera and Microphone: Permissions like 'android.permission.CAMERA' and 'android.permission.RECORD_AUDIO', combined with hardware features 'android.hardware.camera' and 'android.hardware.microphone', suggest the app can capture images, videos, and audio, potentially enabling it to spy on users.

3. Access to Sensitive Device Information: The app's use of 'android.permission.READ_PHONE_STATE' and suspicious APIs like 'Landroid/telephony/TelephonyManager.getIdentity' could allow it to access and misuse sensitive information such as phone numbers, device IDs, and call status.

4. Unauthorized Data Transmission: The presence of suspicious APIs like 'Lorg/apache/http/client/methods/HttpPost' implies the app may be transmitting data to remote servers, which could include personal user data collected without proper consent.

5. External Storage Manipulation: With 'android.permission.WRITE_EXTERNAL_STORAGE', the app has the ability to write to and potentially read from external storage, posing a risk of unauthorized data access, modification, or deletion.

6. Potential Eavesdropping: The app's capability to record audio and access running tasks could be used for eavesdropping on user conversations or monitoring user activities.

7. Interaction with Facebook Services: The app's interaction with '.facebook.com' URLs suggests data sharing with Facebook, which could lead to privacy concerns if the shared data includes sensitive information obtained through the app's permissions.

8. Misuse of System Services and Notifications: The use of restricted APIs like 'android.app.ActivityManager.getRunningTasks' and 'android.app.NotificationManager.notify' could be indicative of the app's ability to manipulate system services and user notifications for malicious intent.

Detailed Guidance for Further Detection:

1. Code Review: Conduct a thorough review of the application's source code, focusing on the implementation of the permissions and APIs identified as high-risk. Look for patterns that suggest data is being collected, stored, or transmitted without user consent.

2. Network Traffic Analysis: Monitor and analyze the network traffic generated by the app to identify any unauthorized data transmission to external servers, especially to the domains associated with Facebook or other unrecognized entities.

3. Behavioral Analysis: Perform dynamic analysis by running the app in a controlled environment to observe its behavior, particularly how it uses the camera, microphone, and location services in real-time.

4. External Storage Interaction: Investigate how the app interacts with external storage, checking for unauthorized file access or modifications.

5. Reverse Engineering: Reverse engineer the app's binaries to understand the deeper functionality that may not be apparent through static analysis alone, such as obfuscated code or hidden payloads.

6. User Consent Verification: Verify if the app is obtaining explicit user consent before accessing sensitive features and data, in compliance with data protection laws and best practices.

7. Facebook Data Sharing: Investigate the nature of the app's interaction with Facebook services to ensure that any data sharing is transparent, consensual, and secure.

8. Update Classifier: Use the findings from the analysis to update the classifier's dataset and improve the detection of similar malicious patterns in other applications.

By following these steps, further detection efforts can be focused on confirming the potential risks identified in this diagnostic report and taking appropriate action to protect users from the malicious behaviors of the "com.applucinante.weddingsrings" application.

B.2. Diagnostic report from Drebin

Alert

The scanned application 'com.applucinante.weddingsrings' may contain malicious functionality.

Explanation

- 0.95 Suspicious API calls: Landroid/support/v4/app/ac.getSystemService
 - App uses suspicious API call Landroid/support/v4/app/ac.getSystemService.
- 0.36 Restricted API calls: android.net.wifi.WifiManager.isWifiEnabled
 - App calls function android.net.wifi.WifiManager.isWifiEnabled to access WIFI_STATE.
- 0.28 Restricted API calls: android.app.ActivityManager.getRunningTasks
 - App calls function android.app.ActivityManager.getRunningTasks to access GET_TASKS.
- 0.25 Hardware features: android.hardware.screen.landscape
 - App uses hardware feature screen.landscape.
- 0.20 Suspicious API calls: Landroid/telephony/TelephonyManager.getIdentityDocumentId
 - App uses suspicious API call Landroid/telephony/TelephonyManager.getIdentityDocumentId.