

FoundaBench: Evaluating Chinese Fundamental Knowledge Capabilities of Large Language Models

Wei Li, Ren Ma, Jiang Wu, Chenya Gu, Jiahui Peng, Jinyang Len

Songyang Zhang, Hang Yan, Dahua Lin, Conghui He*

Shanghai Artificial Intelligence Laboratory

Shanghai, 200232, China

heconghui@pjlab.org.cn

Abstract

In the burgeoning field of large language models (LLMs), the assessment of fundamental knowledge remains a critical challenge, particularly for models tailored to Chinese language and culture. This paper introduces FoundaBench, a pioneering benchmark designed to rigorously evaluate the fundamental knowledge capabilities of Chinese LLMs. FoundaBench encompasses a diverse array of 3354 multiple-choice questions across common sense and K-12 educational subjects, meticulously curated to reflect the breadth and depth of everyday and academic knowledge. We present an extensive evaluation of 12 state-of-the-art LLMs using FoundaBench, employing both traditional assessment methods and our CircularEval protocol to mitigate potential biases in model responses. Our results highlight the superior performance of models pre-trained on Chinese corpora, and reveal a significant disparity between models' reasoning and memory recall capabilities. The insights gleaned from FoundaBench evaluations set a new standard for understanding the fundamental knowledge of LLMs, providing a robust framework for future advancements in the field.

1 Introduction

As the field of large language models (LLMs) progresses, there has been a noticeable escalation in their quantity, parameter magnitude, and overall capabilities. While certain large language models possess the capacity to store and recall extensive world knowledge, they still exhibit a discernible gap when compared to the basic knowledge capabilities of ordinary individuals. The knowledge requisites of a large language model can be divided into three categories: fundamental knowledge, specialized knowledge, and time-relevant knowledge.

Specialized knowledge refers to specific industries or domains and is in-depth and often con-

finied to its field of application. A general model need not master all such domains, since this, along with time-relevant knowledge, can be sourced from knowledge bases. In contrast, fundamental knowledge, which includes everyday life experiences and basic theoretical knowledge, is universal and will not change over time.

Parallel to the rapid advancement of Chinese LLMs, there has been a significant increase in the emergence of Chinese benchmarks. These can be principally divided into two primary categories. The first category focuses on common sense or world knowledge, many translations of English benchmarks, such as XCOPA (Ponti et al., 2020) and XStoryCloze (Lin et al., 2022). However, these often lack comprehensive applicability to Chinese culture. The second category includes subject-oriented benchmarks such as GAOKAO-Bench (Zhang et al., 2024), AGIEval (Zhong et al., 2023) and Xiezhi (Zhouhong et al., 2023). These benchmarks may lack a distinction between the difficulty of the evaluation and may not adequately correspond to the level of fundamental knowledge of ordinary people.

In this paper, we present FoundaBench, the first comprehensive benchmark specifically designed to evaluate the fundamental knowledge capabilities of Chinese LLMs. This benchmark is constructed based on a taxonomy tailored for fundamental knowledge, divided into two sections: common sense and K-12 subjects. The questions are derived from a wide range of sources, including Wikipedia, various knowledge platforms, and Chinese educational platforms available on the Internet. FoundaBench includes 3354 multiple choice questions that cover everyday common sense reasoning and knowledge, including Chinese culture, society, art, entertainment, and also extend to the K-12 educational stages, including primary, middle, and high school. The taxonomy is depicted in Figure 1.

We collected original evaluation questions and

*Corresponding author

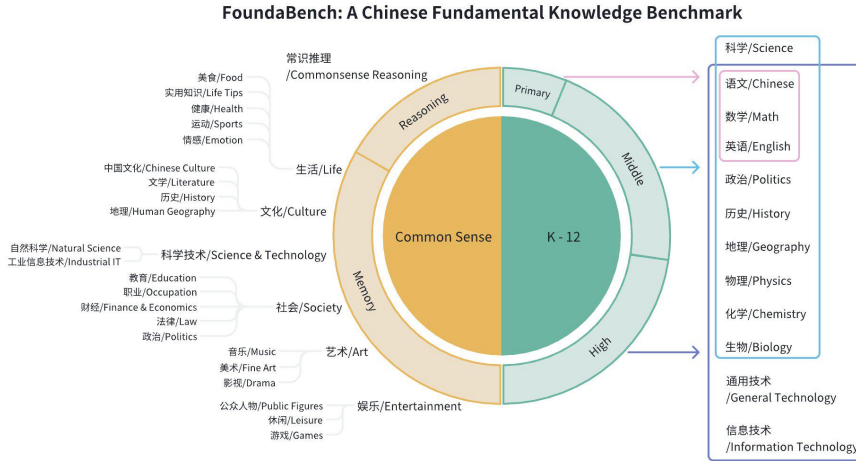


Figure 1: Overview diagram of the FoundaBench

answers from various sources and performed a thorough cleaning and processing. We also collect textbooks, documents that include knowledge points, and general knowledge to design an optimized prompting process, thus generating and improving evaluation questions to ensure their difficulty level. Furthermore, we incorporate psychostatistical methods to assess and improve the reliability and validity of the entire evaluation set, ensuring its effectiveness. We also balanced the number of questions across each domain and category to align with the fundamental knowledge capabilities of an ordinary person.

Furthermore, we evaluated 12 models of varying sizes and language orientations in a normal evaluation method and 7 of them in CircularEval(Liu et al., 2023) to reveal the exact results of the evaluations. This evaluation aimed to experiment with current top-performing models to evaluate the level of fundamental knowledge capabilities and identify the influencing factors of them.

In summary, the contributions of our work are as follows:

- We construct FoundaBench and propose a taxonomy for evaluating the fundamental knowledge capabilities of large language models, covering common sense and K-12 educational subjects. The benchmark is comprehensive and covers five main categories, 19 subjects, and 35 subcategories, including 1529 knowledge points.
- In terms of quality assessment of the benchmark questions, we have defined detailed multidimensional quality standards for the con-

tent. This, in combination with manual quality control, ensures consistency with the level of fundamental human knowledge capabilities by introducing the reliability and validity concepts of psychostatistical methods.

- We employ evaluation methods that include zero-shot and circular comparisons. We perform analysis on 12 different open-source and closed-source models with varying parameter scales, thus defining a baseline for the fundamental knowledge capabilities of LLMs.

2 Related work

2.1 Common sense benchmarks

Regarding the Chinese common sense benchmarks, there are two categories. The first category is the benchmarks that are originally English and translated to Chinese, such as XCOPA (Ponti et al., 2020) and XStoryCloze (Lin et al., 2022). However, these translated benchmarks lack Chinese factors, such as culture, region, history, and lifestyle habits, and therefore cannot fully and comprehensively assess the performance of LLMs in the Chinese scenario.

The second category is the native Chinese benchmarks. The elementary common sense task in CMMLU mainly focuses on topics such as heat-stroke, fire, diet, first aid, etc. for elementary students. CORECODE (Shi et al., 2023) is the dataset aimed at evaluating common sense conflict detection in Chinese LLMs. Some benchmarks are focused on one topic, such as RoleEval-Chinese (Shen et al., 2023), which is used to evaluate the capabilities related to famous Chinese characters.

However, all the above benchmarks are not comprehensive and complete enough for the Chinese scenario, and the data collection and curation process is not systematic and lacks a reasonable classification system.

2.2 K-12 subjects benchmarks

K-12 education is an important educational phase in China that refers to the sum of primary and secondary education. Almost all Chinese people had K-12 education, so the subjective knowledge they learned in K-12 education should be the fundamental and general knowledge of Chinese LLMs.

Previous Chinese benchmarks, including CEval (Huang et al., 2023), CMMLU (Li et al., 2024), GAOKAO-Bench (Zhang et al., 2024), AGIEval (Zhong et al., 2023), and Xiezhi (Zhouhong et al., 2023), have also included subjects at the K-12 level. Among these, only Xiezhi includes subjects at the elementary school level. Unfortunately, we cannot isolate questions specifically relevant to the elementary school level due to the lack of grade information provision by Xiezhi. This presents a challenge in curating content that is most appropriate for students at this particular academic stage. Furthermore, the lack of information about key knowledge points in these benchmarks undermines the granularity of insights that can be derived from benchmark scores.

3 Chinese Fundamental Knowledge Benchmark

3.1 Design principle

Overview. Before starting to describe the design of a taxonomy, it is crucial to establish a clear definition of 'fundamental knowledge'. We define fundamental knowledge as the knowledge that a person of normal intelligence in society should or would have. This encompasses both common sense, often referred to everyday life experience, and subject-specific knowledge typically acquired through education.

The taxonomy for foundational knowledge in LLMs aligns with human learning processes, drawing from everyday experiences and academic knowledge from compulsory education. Therefore, the dataset is divided into a common sense subset and a subject-specific subset for grades K-12. However, the data handling methods differ from source to source. A comprehensive breakdown of subjects and their categories is provided in Table 1.

Category	Subjects	Number of Questions
Common Sense	Reasoning	289
	Life	111
	Culture	264
	Society	128
	Sci. & Tech.	96
	Art	54
	Entertainment	43
K-12	Chinese	291
	Math	295
	English	300
	Politics	189
	History	200
	Geography	200
	Physics	200
	Chemistry	199
	Biology	200
	Science	96
	General Tech.	100
Info. Tech.	99	
Total		3354

Table 1: Statistics of FoundaBench

Taxonomy design. In accordance with our design principles, the taxonomy can be divided into two sections: common sense and K-12 subjects. The common sense taxonomy is derived from a comprehensive analysis of various sources, including the Chinese version of Wikipedia, leading Chinese knowledge platforms such as Zhihu and Baidu Tieba, and popular topics from online LLM chat platforms. This ensures coverage of the categories of information that are most interesting to people. Referring to the above categories, we combined similar categories and the taxonomy designed as in Figure 1.

3.2 Data construction

The dataset curation and dataset construction pipeline is introduced as follows.

Data collection. Drawing on the common sense section of our taxonomy, we collected questions from the Internet, including those from Chinese civil service exams. These exams test candidates' common and basic knowledge and their analytical abilities, mirroring our objective of evaluating LLMs. Additionally, we incorporate web-curated questions from online users, focusing on traditional Chinese culture and life experiences.

For the K-12 section, we gather questions from Chinese academic examinations, targeting specific disciplines such as mathematics, science, and history. To standardize future evaluations, we prioritized multiple-choice questions with a single correct answer, referred to as closed questions.

Next, we categorized all the questions according to our taxonomy, supplementing uncovered areas like entertainment, life, and art knowledge. We aimed to find some documents and textbooks summarizing general knowledge, laying the groundwork for future semiautomatic question generation.

Data cleaning and processing. The original questions, arriving in various formats, were converted into a structured layout, with those offering non-four-option answers or multiple correct answers removed. Knowledge summary documents were refined by excluding lengthy explanations and keeping simplified concept or noun descriptions. Content with errors or less common concepts was manually removed.

To adhere to our text-only benchmark, questions containing images were excluded. Each question was structured to include a unique ID, description, four choices, a standard answer, and classification.

We then de-duplicated the multiple-choice questions to avoid repetition. These questions were manually labeled and filtered, excluding those with problematic phrasing, incorrect answers, or non-commonsense judgments. The remaining questions were classified according to our taxonomy.

Automatic generation. While GPT is commonly used for question testing, we have ventured into its application to generate evaluation questions. Our initial step involved extracting key content from knowledge documents and formulating a prompt using collected course outlines, test points, and the corresponding examples, and then using GPT4 to generate sample questions.

However, the initial output revealed issues such as inadequate complexity, lack of specific corpus integration, and unbalanced options. To rectify these, we sent the initial questions back to GPT4 for further questioning, leading to improved prompts. These prompts were manually verified, and unsuitable ones were discarded, resulting in a refined new prompt. For instance, we introduced a requirement for five-option questions to enhance complexity. Using this refined prompt, we generated more context-specific questions. This optimization process is depicted in Figure 2.

The provision of content in batches facilitated

the generation of hundreds of questions, encompassing a wide range of categories such as traditional Chinese culture, art and entertainment, life and health, and the majority of K-12 subjects.

3.3 Quality control

In the quality control process, we innovatively incorporate psychostatistical methods to ensure the quality of the benchmark dataset. This creative approach represents a departure from methods traditionally employed in previous benchmark curation.

Align with human level. Given that our benchmark dataset is designed to evaluate LLMs’ comprehension and application of fundamental knowledge derived from the human world, human judgment shall be involved to determine whether these questions indeed represent fundamental knowledge.

According to the definition of common sense, a question is not considered common sense if most people cannot answer it correctly based on their intuition and the existing long-term memory. Therefore, if individuals can answer common sense questions in our benchmark dataset with high accuracy, we regard the dataset as high quality.

In the K-12 section, we consider the quality of the questions to be high when they meet the standards of Chinese primary and secondary school exams, and the evaluation set covers most of the knowledge points. The statistics of the key points are provided in Table 2.

Subjects	Number of Key points
Chinese	153
Math	238
English	166
Politics	122
History	133
Geography	121
Physics	154
Chemistry	140
Biology	135
Science	70
General Technology	51
Information Technology	51
Total	1529

Table 2: Statistics of key points

Model-based quality assurance. Before considering whether a question qualifies as common

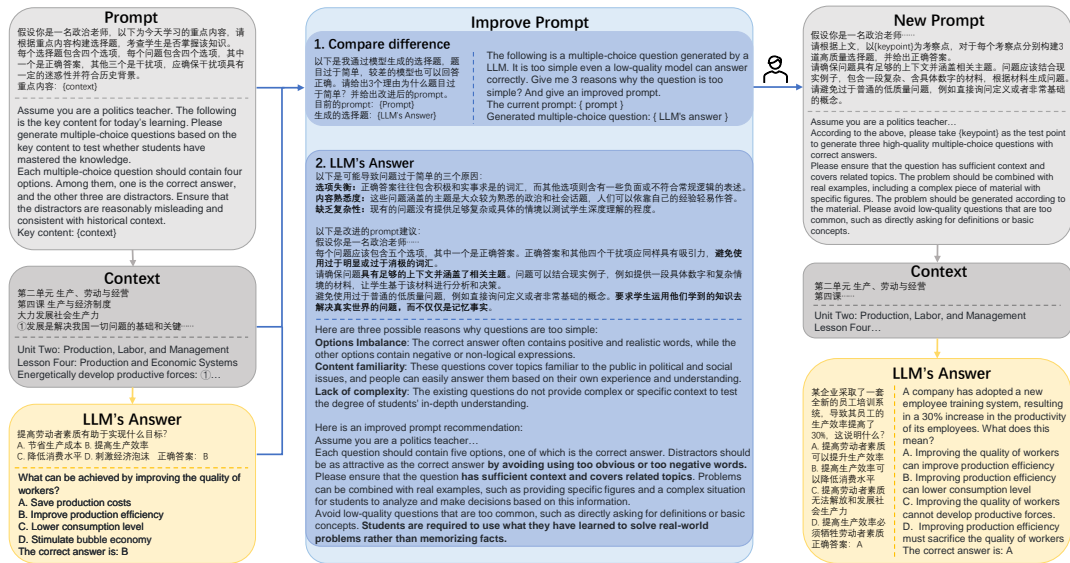


Figure 2: Improved process for question generation

sense or meets the requirements of a standard test, the question itself must be correct. This implies that the phrasing of the question is accurate and unambiguous, there are no erroneous characters, there is a strong correlation among the choices provided within a question, and the answers are correct.

We initially assessed the quality of the questions and their answers, revising or discarding those of low quality. This process used both automated corrections by InternLM developed by Shanghai AI Lab (Team, 2023) and few manual adjustments. Automated corrections is realized by continuously optimizing the prompt and have the model modify the questions and answers in the dataset in batches. Questions with numerous errors in their statements or answers were eliminated.

Psychostatistical methods. Then we employed psychostatistical methods to improve the quality of the entire dataset. Psychological scales, frequently used in psychological research to assess individual abilities, rely on two important indices for quality evaluation: reliability and validity. We treated our benchmark dataset as such a scale, designed to gauge the capability of the model, thereby necessitating the enhancement of its reliability and validity.

Reliability assurance. Reliability refers to the stability and consistency of the measurement results of a scale, and we tested it by evaluating multiple models twice on the same dataset. Variance in responses could be due to ambiguous questions,

non-unique answers, or model instability. Despite these factors, the high correlation between two sets of results represented a reliable, high-quality evaluation dataset.

Validity assurance. Validity, refers to accuracy and relevance of a scale, was ensured by the evaluation of experts and the accuracy calculations of the annotators using our dataset. Given the varying difficulty levels of the questions, we expected the accuracy to follow a normal distribution. Questions with annotator accuracy less than two standard deviations were removed as non-commonsense questions, enhancing the dataset's validity and its effectiveness in evaluating the fundamental knowledge capabilities of LLMs.

4 Experiments

In this section, we evaluate the performance of various state-of-the-art language models on our benchmark dataset. We selected models that encompass various sizes and language orientations, but all in fine-tuned stages. We scored 12 models with the normal evaluation method and 7 of them with the CircularEval method. We compare their answers against the standard answers across all examples and tasks. Detailed descriptions of the evaluation results are listed in Appendix A.

4.1 Evaluation

Assessment. First, we evaluate the models' answers with the original choice sequence, in the

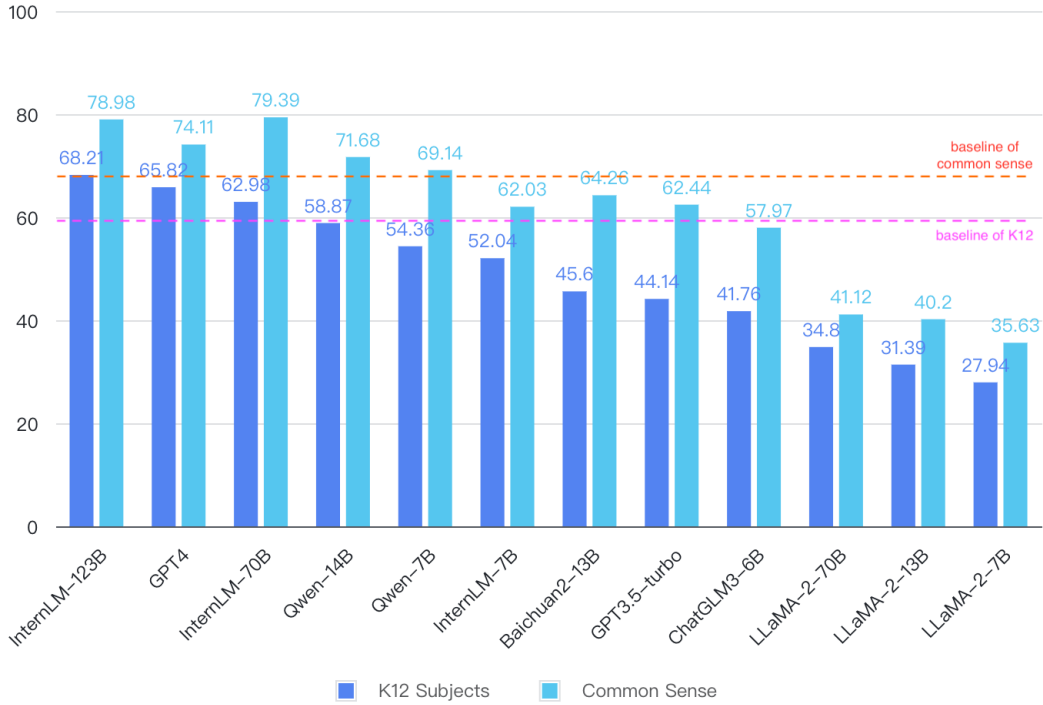


Figure 3: Evaluation of all models

same way as a human performing exams. While in the context of multiple choice questions, a correct response from a language model does not necessarily denote a genuine comprehension and reasoning of the question; it could be a guess. As indicated by OpenCompass (Contributors, 2023), the CircularEval methodology can be used to distinguish these situations and mitigate the bias of language models towards certain options. This approach involves enhancing the questions by shifting its options. If the LLM correctly answers all variations of the augmented question, it is considered correct under the CircularEval framework. In our research, we implemented this methodology in a zero-shot setting and the evaluation results using CircularEval are listed in the Appendix A.

Prompt. We employ a prompt, serving as the template for the test, detailed as:

Question: {question}
 A. {textA}
 B. {textB}
 C. {textC}
 D. {textD}
 Answer: {answer}

In the case of zero-shot evaluation, We present the questions directly in the prompt.

4.2 Models

We access 12 top-performing LLMs in different sizes from 6 model families. As listed in Figure 3, to provide an overview of the existing LLMs in the dataset, we selected both English-oriented and Chinese-oriented models.

GPT-4 and GPT-3.5 are the strongest generation models from OpenAI, delivering powerful performance across a range of languages. We employed versions "GPT-4-1106-preview" and "GPT-3.5-turbo-0613" in our research. LLaMA2, another well-regarded model, delivers strong results with limited data, primarily trained on English corpora from diverse sources.

Additionally, Chinese-oriented models including InternLM, Qwen, Baichuan, and ChatGLM are also selected to evaluate, which are further adapted on conversational data. InternLM (Team, 2023) is developed by Shanghai AI Lab, which is an open-source lightweight training model that pre-trains on data with over a trillion tokens. Qwen (Bai et al., 2023), open-sourced by Alibaba, pre-trained on 22 trillion tokens, supporting English and Chinese. Baichuan2 (Baichuan, 2023) is the new generation of large language model launched by Baichuan Intelligent Technology, which is pre-trained on high-quality corpora with 2.6 trillion tokens. ChatGLM (Zeng et al., 2022) is jointly re-

leased by Zhipu AI and Tsinghua KEG, supporting code execution, tool invocation and agent tasks in complex scenarios.

4.3 Results and analysis

After verifying the validity of the scoring using FoundaBench, we analyzed the level of fundamental knowledge of models, the effect of the evaluation methods, and hard examples and obtained the following conclusions.

Level of fundamental knowledge. Among the comprehensive scores of all models, InternLM-123B and GPT4 have the highest scores, indicating that they have the best effect on mastering the basic knowledge of Chinese. Besides the effect of parameters' size, InternLM's series is even better than the GPT series. This is due to the pre-training corpora of InternLM being Chinese supported. Comparing InternLM-7B, Qwen-7B, and LLaMA-7B with the same model parameters, the results of the first two models are significantly better than those of LLaMA, showing that the model using Chinese as the main corpus has significantly better capabilities for Chinese than the model using English as the main corpus. The ranking of all models is shown in Figure 3.

In order to align with the level of human fundamental knowledge, we define 60 as the baseline of K-12 subjects section (the baseline for passing exams) and 68 as the baseline of common sense (the average scores test by human testers in common sense section).

Effect of model size. We observed models of different sizes, InternLM-123B, InternLM-70B, and InternLM-7B (they use corpora of similar size), LLaMA-7B, and LLaMA-13B pretrained on data of 1T tokens. From Figure 3 we can observe that the larger the model parameters, obviously the better accuracy.

Question types and model capabilities. In the evaluation of common sense section, the scores of each model in the reasoning questions are significantly lower than the memory questions (taking InternLM-123B as an example, 62.28 vs. 86.06 <weighted average>). A paired sample t-test was performed on each model on reasoning questions and memory questions. The average score of reasoning questions was 28.69 points lower than that of memory questions ($t = -10.11$, $p < 0.001$), indicating that the knowledge reasoning capabilities of these models were significantly weaker than the memory-based knowledge capabilities.

Circular. After using CircularEval, each model has a different degree of point drop, among which ChatGLM has the most serious point drop. This shows that although the model correctly selected the questions, it does not mean that it has indeed learned the relevant knowledge, and there is the possibility of coincidence. For models with lower accuracy, there are more drop points after CircularEval, and the two pairs show a negative correlation ($r = -0.47$, $p < 0.001$). This shows that in these data, the results of random guessing account for a higher proportion, so the accuracy is significantly reduced after using CircularEval.

In common sense evaluation data, the drop point of the reasoning questions after using CircularEval is significantly higher than that of the memory questions (using Wilcoxon signed-rank test, $z = -2.201$, $p = 0.018$), which shows that the model randomly guesses the reasoning questions. The proportion of results is relatively high, again proving that the reasoning ability of each model is weak.

Hard examples. Following the macro analysis, we proceeded with a micro-level examination of the model results. We identified failure cases common to most models and discovered challenging examples that most ordinary people could answer correctly, but models often struggled to handle accurately. Examples are depicted in Appendix B.

4.4 Conclusion

In this paper, we present FoundaBench, a comprehensive benchmark for evaluating the foundational knowledge capabilities of large language models across common sense and K-12 educational subjects. This benchmark, enriched by a taxonomy spanning five main categories, 18 subcategories, 35 subjects, and 150 knowledge points, is upheld by rigorous multidimensional quality standards and manual quality control to ensure alignment with human foundational knowledge. Through the application of various evaluation methods, including zero-shot, few-shot, and circular comparisons on 14 diverse models, we have established a baseline to assess the foundational knowledge capabilities of LLMs.

5 Limitations

This study is based on Chinese scenarios to set a strategy for curating the dataset and designing the evaluation of the fundamental knowledge. However, the same method could be used to curate the

evaluation dataset for other scenarios.

References

- Jinze Bai, Shuai Bai, Yunfei Chu, Zeyu Cui, Kai Dang, Xiaodong Deng, Yang Fan, Wenbin Ge, Yu Han, Fei Huang, Binyuan Hui, Luo Ji, Mei Li, Junyang Lin, Runji Lin, Dayiheng Liu, Gao Liu, Chengqiang Lu, Keming Lu, Jianxin Ma, Rui Men, Xingzhang Ren, Xuancheng Ren, Chuanqi Tan, Sinan Tan, Jianhong Tu, Peng Wang, Shijie Wang, Wei Wang, Sheng-guang Wu, Benfeng Xu, Jin Xu, An Yang, Hao Yang, Jian Yang, Shusheng Yang, Yang Yao, Bowen Yu, Hongyi Yuan, Zheng Yuan, Jianwei Zhang, Xingxuan Zhang, Yichang Zhang, Zhenru Zhang, Chang Zhou, Jingren Zhou, Xiaohuan Zhou, and Tianhang Zhu. 2023. *Qwen technical report*.
- Baichuan. 2023. *Baichuan 2: Open large-scale language models*. *arXiv preprint arXiv:2309.10305*.
- OpenCompass Contributors. 2023. *Opencompass: A universal evaluation platform for foundation models*. <https://github.com/open-compass/opencompass>.
- Yuzhen Huang, Yuzhuo Bai, Zhihao Zhu, Junlei Zhang, Jinghan Zhang, Tangjun Su, Junteng Liu, Chuancheng Lv, Yikai Zhang, Jiayi Lei, Yao Fu, Maosong Sun, and Junxian He. 2023. *C-eval: A multi-level multi-discipline chinese evaluation suite for foundation models*. In *Advances in Neural Information Processing Systems*.
- Haonan Li, Yixuan Zhang, Fajri Koto, Yifei Yang, Hai Zhao, Yeyun Gong, Nan Duan, and Timothy Baldwin. 2024. *Cmmlu: Measuring massive multitask language understanding in chinese*.
- Xi Victoria Lin, Todor Mihaylov, Mikel Artetxe, Tianlu Wang, Shuohui Chen, Daniel Simig, Myle Ott, Naman Goyal, Shruti Bhosale, Jingfei Du, Ramakanth Pasunuru, Sam Shleifer, Punit Singh Koura, Vishrav Chaudhary, Brian O’Horo, Jeff Wang, Luke Zettlemoyer, Zornitsa Kozareva, Mona Diab, Veselin Stoyanov, and Xian Li. 2022. *Few-shot learning with multilingual language models*.
- Yuan Liu, Haodong Duan, Yuanhan Zhang, Bo Li, Songyang Zhang, Wangbo Zhao, Yike Yuan, Jiaqi Wang, Conghui He, Ziwei Liu, Kai Chen, and Dahua Lin. 2023. *Mmbench: Is your multi-modal model an all-around player?*
- Edoardo Maria Ponti, Goran Glavaš, Olga Majewska, Qianchu Liu, Ivan Vulić, and Anna Korhonen. 2020. *XCOPA: A multilingual dataset for causal common-sense reasoning*. In *Proceedings of the 2020 Conference on Empirical Methods in Natural Language Processing (EMNLP)*, pages 2362–2376, Online. Association for Computational Linguistics.
- Tianhao Shen, Sun Li, and Deyi Xiong. 2023. *Roleeval: A bilingual role evaluation benchmark for large language models*.
- Dan Shi, Chaobin You, Jiantao Huang, Taihao Li, and Deyi Xiong. 2023. *Corecode: A common sense annotated dialogue dataset with benchmark tasks for chinese large language models*.
- InternLM Team. 2023. *Internlm: A multilingual language model with progressively enhanced capabilities*. <https://github.com/InternLM/InternLM>.
- Aohan Zeng, Xiao Liu, Zhengxiao Du, Zihan Wang, Hanyu Lai, Ming Ding, Zhuoyi Yang, Yifan Xu, Wendi Zheng, Xiao Xia, et al. 2022. *Glm-130b: An open bilingual pre-trained model*. *arXiv preprint arXiv:2210.02414*.
- Xiaotian Zhang, Chunyang Li, Yi Zong, Zhengyu Ying, Liang He, and Xipeng Qiu. 2024. *Evaluating the performance of large language models on gaokao benchmark*.
- Wanjun Zhong, Ruixiang Cui, Yiduo Guo, Yaobo Liang, Shuai Lu, Yanlin Wang, Amin Saied, Weizhu Chen, and Nan Duan. 2023. *Agieval: A human-centric benchmark for evaluating foundation models*.
- Gu Zhouhong, Zhu Xiaoxuan, Ye Haoning, Zhang Lin, Wang Jianchen, Jiang Sihang, Xiong Zhuozhi, Li Zihan, He Qianyu, Xu Rui, Huang Wenhao, Zheng Weiguo, Feng Hongwei, and Xiao Yanghua. 2023. *Xiezhi: An ever-updating benchmark for holistic domain knowledge evaluation*. *arXiv:2304.11679*.

A Breakdown of model performance

Table 3 and Table 4 show the detailed breakdown of models’ accuracy per subject of common sense and K-12 section in zero-shot settings.

B Hard examples for LLMs

The figures below show some hard examples that we found that most ordinary people could answer correctly, but models often struggled to handle accurately.

Example 1: Correspondence reasoning questions

For the given question, the human accuracy rate was 63.33%, while the LLMs had a success rate of 0/11, and none of them provided the correct answer. Most models chose ‘B’ as the answer. One of the examples is shown in Figure 4.

Example 2: Time calculation reasoning questions

For the given question, the human accuracy rate was 80%, while the LLMs had a success rate of 1/11, and only GPT4 gets the correct answer. One of the examples is shown in Figure 4.

Example 3: numerical reasoning questions


```

1 {"id": "9de9883d108645c3a742c602efb3fd5", "question": "( ) 之于百折不挠相当于如愿以偿之于 ( ) ", "optionA": "一蹶不振--称心如意", "optionB": "不屈不挠--大失所望", "optionC": "心满意足--百折不回", "optionD": "知难而退--事与愿违", "std_ans": "D", "pjcs_cates": "推理-", "q_type": "选择题"}
2 {"id": "9de9883d108645c3a742c602efb3fd5", "question": "() to perseverance is equivalent to (), "optionA": "failure--satisfaction", "optionB": "perseverance--disappointment", "optionC": "satisfaction--failure to return", "optionD": "failure--backfire", "std_ans": "D", "pjcs_cates": "inference-", "q_type": "multiple choice"}
3
4 //below shows the answer by GPT4, it can not get the relationships between two groups
5 {"prediction": "B. 不屈不挠--大失所望\n\n解释: \n\n\"百折不挠\"表示无论遇到多少困难和挫折都不放弃, 坚持到底。与之对应的是\"不屈不挠\", 意思相近, 表示坚定不移, 不轻易放弃。 \n\n\"如愿以偿\"表示事情的结果符合自己的愿望, 满足了自己的期待。与之对应的是\"大失所望\", 意思是事情的结果与自己的愿望相差很远, 没有达到预期的目标。 \n\n因此, \"不屈不挠\"之于\"百折不挠\"相当于\"如愿以偿\"之于\"大失所望\"。选项B正确。"}
6 {"prediction": "B. Indomitable-disappointed\n\n explanation: \n\n\"perseverance\" means no matter how many difficulties and setbacks do not give up, stick to the end. The opposite is \"indomitable\", which means similar, meaning firm and not giving up easily. \n\n The opposite is \"disappointment\", meaning that the outcome of the matter is far from one's wishes and does not achieve the expected goal. \n\n Thus, \"perseverance\" to \"perseverance\" is the equivalent of \"getting what you want\" to \"disappointment\". Option B is correct. "}

```

Figure 4: Hard example for correspondence reasoning question

```

1 {"id": "435f612e85dc49a1b6a9d7f608206575", "question": "2003年7月1日是星期二, 那么2005年7月1日是 ( )。", "optionA": "星期三", "optionB": "星期四", "optionC": "星期五", "optionD": "星期六", "std_ans": "C", "pjcs_cates": "推理-", "q_type": "选择题"}
2 {"id": "435f612e85dc49a1b6a9d7f608206575", "question": "July 1, 2003 is Tuesday, then July 1, 2005 is ().", "optionA": " Wednesday ", "optionB": " Thursday ", "optionC": " Friday ", "optionD": " Saturday ", "std_ans": "C", "pjcs_cates": " Reasoning-", "q_type": " Multiple Choice "}
3 //below shows the answer by Baichuan2-13B, it has no reasoning
4 {"prediction": "2005年不是闰年, 所以只有365天。从2003年7月1日算起, 到2005年7月1日共有2年, 所以日期应该是星期二加2天, 即星期四。所以答案是B. 星期四。"}
5 {"prediction": "2005 is not a leap year, so there are only 365 days.From July 1, 2003, to July 1, 2005, a total of 2 years, so the date should be Tuesday and 2 days, that is, Thursday.So the answer is B. Thursday. Thursday."}
6 //below shows the answer by GPT4, the answer is correct but there has wrong calculation in the process
7 {"prediction": "C. 星期五\n\n解析: \n\n从2003年7月1日到2005年7月1日, 经过了两个完整的年份。由于这两年中包含了一个闰年2004年, 所以总共有 1 (平年) + 366 (闰年) = 367 天。由于每周有7天, 367除以7得到52周又3天。所以, 从2003年7月1日星期二开始, 再过3天就是星期五。因此, 2005年7月1日是星期五。"}
8 {"prediction": "C. Friday\n\nResolution: \n\nFrom July 1, 2003 to July 1, 2005, two complete years passed.Since the leap year 2004 is included in these two years, there are 1 (ordinary year)+ 366 (leap year)= 367 days.Since there are 7 days in a week, dividing 367 by 7 gives 52 weeks and 3 days.So, starting on Tuesday, July 1, 2003, Friday is three days away.Therefore, July 1, 2005 is Friday."}

```

Figure 5: Hard example for time calculation reasoning question

Subjects	InternLM-123B	InternLM-70B	GPT4	GPT3.5-turbo	Qwen-14B	Baichuan2-13B	ChatGLM3-6B
All	65.89	67.11	55.74	39.7	52.79	47.72	26.8
Reasoning	43.94	49.48	26.99	20.42	25.26	22.49	7.96
Sci.&Tech.	85.42	81.25	80.21	65.63	64.58	66.67	38.54
Society	75.78	75	65.63	42.97	62.5	56.25	28.12
Life	61.26	65.77	58.56	43.24	47.75	46.85	28.83
Culture	72.35	71.97	64.39	37.88	67.42	54.55	33.33
Art	88.89	79.63	88.89	59.26	81.48	68.52	51.85
Ent.	86.05	88.37	62.79	79.07	69.77	83.72	34.88

Table 3: Evaluation results by category in circular settings

Subjects	Education Phase	InternLM-123B	InternLM-70B	GPT4	GPT3.5-turbo	Qwen-14B	Baichuan2-13B	ChatGLM3-6B
All		50.58	45.35	47.63	18.64	40.31	23.35	11.88
Chinese	Primary	46.88	43.75	30	9.38	51.04	22.92	11.46
	Middle	52.08	38.54	16	2.08	63.54	18.75	5.21
	High	48.48	29.29	11	5.05	51.52	7.07	6.06
Math	Primary	20	17.89	43	11.58	37.89	10.53	7.37
	Middle	24	21	46	11	31	7	3
	High	17	11	36	2	11	3	1
English	Primary	65	55	63	35	69	26	6
	Middle	55	43	51	28	56	17	8
	High	69	51	62	36	59	26	18
Physics	Middle	55	42	56	14	28	18	14
	High	38	22	47	10	12	1	6
Chemistry	Middle	65.66	57.58	54	16.16	25.25	28.28	25.25
	High	20	13	17	5	8	2	3
Biology	Middle	63	64	66	34	36	34	20
	High	40	39	40	16	24	24	8
Geography	Middle	55	60	62	29	48	40	23
	High	52	48	53	21	39	24	12
History	Middle	75	78	58	29	58	43	24
	High	62	62	59	19	53	33	15
Politics	Middle	73.03	74.16	67	15.73	51.69	47.19	17.98
	High	56	51	36	13	62	37	12
Info Tech.	High	60.42	65.63	61	26.26	29.17	33.33	15.63
General Tech.	High	47.47	49.49	56	29	33.33	23.23	8.08
Science	Middle	54	52	53	30.21	30	34	15

Table 4: Evaluation results by education phase in circular settings

Example in Figure 6, the human accuracy rate was 86.66%, while LLMs had a success rate of 1/11, and only GPT4 gets the correct answer.

Example 4: questions for Chinese culture

Example in Figure 7, the human accuracy rate was 53.33%, while LLMs had a success rate of 0/11, and none of them provided the correct answer. Most models chose 'C' as the answer.

```

1 {"id": "fed7952d90ef478a916d5aac9800fcec", "question": "3,6,11,( ),27。 ",
  "optionA": "15", "optionB": "18", "optionC": "19", "optionD": "24", "std_ans":
  "B", "pjcs_cates": "推理-", "q_type": "选择题"}
2 {"id": "fed7952d90ef478a916d5aac9800fcec", "question": "3,6,11,( ),27。 ",
  "optionA": "15", "optionB": "18", "optionC": "19", "optionD": "24", "std_ans":
  "B", "pjcs_cates": "inference-", "q_type": "multiple choice "}
3
4 //below shows the answer by GPT4, it can do reasoning correctly.
5 {"prediction": "To solve this sequence, let's look at the pattern of the
  numbers given:\n3, 6, 11, ( ), 27\nWe can find the difference between each
  pair of consecutive numbers:\n6 - 3 = 3\n11 - 6 = 5\nIt seems that the
  difference between each pair of numbers is increasing by 2 each time. If we
  continue this pattern, the next difference should be 7 (since 5 + 2 = 7).
  Therefore, to find the missing number in the sequence:\n11 + 7 = 18\nSo
  the missing number is 18. The sequence with the missing number filled in would
  be:\n3, 6, 11, 18, 27\nThe correct answer is:\nB. 18"}

```

Figure 6: Hard example for numerical reasoning question

```

1 {"id": "3f71fef4c73b4490a29b9b663697d375", "question": "下列节气中，与“遥知兄弟登高
  处，遍插茱萸少一人”描写的时间最接近的是", "optionA": "谷雨", "optionB": "冬至",
  "optionC": "清明", "optionD": "霜降", "std_ans": "D", "pjcs_cates": "文化-中国文化",
  "q_type": "选择题"}
2 {"id": "3f71fef4c73b4490a29b9b663697d375", "question": "Among the following
  solar terms, the time closest to the description of" remote knowledge of
  brothers climbing high, planting cornel everywhere is ", "optionA": " grain
  rain ", "optionB": " winter solstice ", " optionC": " Qingming ", "optionD": "
  frost falling ", "std_ans": "D", "pjcs_cates": " culture-Chinese culture ",
  "q_type": "Multiple choice"}
3 //below shows the answer by GPT4, the first step of time reasoning is correct,
  and then get wrong answer
4 {"prediction": "C. 清明\n\n这句诗出自唐代诗人王维的《九月九日忆山东兄弟》，其中“遥知兄
  弟登高处，遍插茱萸少一人”描述的是重阳节的习俗。重阳节，又称为“登高节”，在中国传统节日中，
  每年的农历九月九日为重阳节。而在二十四节气中，重阳节最接近的节气是“霜降”，但根据题目选项，
  霜降并不是接近重阳节的节气。在给出的选项中，清明节（通常在公历4月4日至6日之间）的习俗也包
  括踏青外出，与登高有相似之处，因此清明节与描述的时间最接近。"}
5 {"prediction": "C. Qingming\n\n This poem comes from Wang Wei, a poet of Tang
  Dynasty,"Remembering Shandong Brothers on September 9," in which "remote
  knowledge of brothers climbing high, all inserted dogwood less than one person"
  describes the custom of Double Ninth Festival.Double Ninth Festival, also
  known as "Ascending Festival", in Chinese traditional festivals, the ninth day
  of the ninth lunar month each year for the Double Ninth Festival.Among the 24
  solar terms, the closest solar term to the Double Ninth Festival is "Frost
  Fall", but according to the title option, Frost Fall is not close to the solar
  term of the Double Ninth Festival.Among the options given, the custom of
  Qingming Festival (usually between April 4 and 6 of the Gregorian calendar)
  also includes outing, which is similar to climbing, so Qingming Festival is
  closest to the described time."}

```

Figure 7: Hard example for Chinese culture