
AutoGluon-Multimodal (AutoMM): Supercharging Multimodal AutoML with Foundation Models

Zhiqiang Tang^{1,*} Haoyang Fang¹ Su Zhou¹ Taojiannan Yang¹ Zihan Zhong¹ Tony Hu¹
Katrin Kirchhoff¹ George Karypis¹

¹Amazon Web Services

* Correspondence to: Zhiqiang Tang <zqtang@amazon.com>

Abstract AutoGluon-Multimodal (AutoMM) is introduced as an open-source AutoML library designed specifically for multimodal learning.¹ Distinguished by its exceptional ease of use, AutoMM enables fine-tuning of foundation models with just three lines of code. Supporting various modalities including image, text, and tabular data, both independently and in combination, the library offers a comprehensive suite of functionalities spanning classification, regression, object detection, semantic matching, and image segmentation. Experiments across diverse datasets and tasks showcases AutoMM’s superior performance in basic classification and regression tasks compared to existing AutoML tools, while also demonstrating competitive results in advanced tasks, aligning with specialized toolboxes designed for such purposes.

1 Introduction

Automated machine learning (AutoML) [Yao et al., 2018, Zöllner and Huber, 2021, He et al., 2021b] promises to streamline the process of translating raw data into accurate predictions, minimizing the need for extensive human intervention and expertise, though a noticeable gap still exists in some domains [Schmarje et al., 2021, Parisi et al., 2019, Chan et al., 2020]. By encapsulating best practices in machine learning—from data preprocessing [Gada et al., 2021] to model selection [Arango et al., 2023a], training [Falcon, 2019], and deployment [Paleyes et al., 2022]—AutoML frameworks aim to democratize machine learning capabilities, enabling both technical and non-technical users to develop high-performing models efficiently. This scalability of expertise empowers practitioners to tackle a wide array of tasks without requiring deep knowledge of machine learning techniques.

The continual evolution of machine learning techniques, particularly the advent of foundation models [Bommasani et al., 2021] that are pre-trained on large-scale datasets and are applicable to a wide array of downstream tasks have revolutionized fields such as computer vision [Dosovitskiy et al., 2020, Liu et al., 2021] and natural language processing [Devlin et al., 2018, Liu et al., 2019]. Fine-tuning these models for specific domains is crucial for extending their utility to end-users, yet dedicated open-source AutoML toolboxes for this purpose remain scarce. In addition, existing well-known open-source AutoML toolboxes predominantly focus on basic classification and regression tasks with tabular data [Thornton et al., 2013, Feurer et al., 2015, Olson and Moore, 2016, Erickson et al., 2020, LeDell and Poirier, 2020, Zimmer et al., 2021], overlooking the complexities of real-world problems that often entail multiple modalities [Baltrušaitis et al., 2018]. For instance, tasks like webpage analysis typically involve processing image, text, and tabular data concurrently, with objectives ranging from object detection [Zou et al., 2023] to semantic matching [Reimers and Gurevych, 2019]. Despite the availability of specialized tools for individual tasks, there is a notable gap in the AutoML community regarding unified frameworks capable of handling diverse modalities and tasks seamlessly.

¹<https://github.com/autogluon/autogluon>

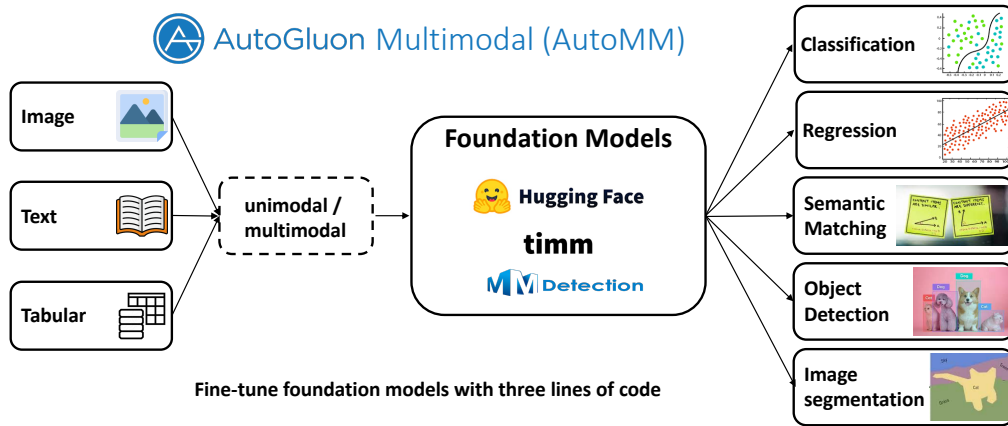


Figure 1: AutoMM introduction: Supporting both unimodal and multimodal data (Left), AutoMM enables seamless fine-tuning of foundation models (Middle) for basic classification/regression as well as advanced tasks (Right).

To address these dual challenges, we introduce AutoGluon-Multimodal (AutoMM)—a Python-based open-source AutoML framework tailored for multimodal learning with foundation models. Embedded within the AutoGluon ecosystem [Erickson et al., 2020, Shchur et al., 2023], AutoMM enables users to fine-tune foundation models effortlessly on domain-specific data with just three lines of code. Leveraging popular model repositories such as Huggingface/transformers [Wolf et al., 2020], TIMM [Wightman, 2019], and MMDetection [Chen et al., 2019], AutoMM supports a wide range of modalities including text, image, and tabular data, facilitating tasks such as classification, regression, object detection [Zou et al., 2023], semantic matching [Reimers and Gurevych, 2019], and image segmentation [Minaee et al., 2021]. Figure 1 outlines the AutoMM framework, illustrating its key functionalities.

The evaluation of AutoMM presents two primary challenges: the absence of established benchmark datasets covering multiple modalities and tasks, and the scarcity of competing AutoML libraries with comparable functionalities. To address the former, we curated a benchmark comprising 55 publicly available datasets spanning diverse modalities and tasks, prioritizing real-world applications over academic datasets for a more robust evaluation of AutoML toolboxes. Mitigating the latter challenge, we conducted a comprehensive evaluation encompassing basic and advanced tasks. In basic classification and regression tasks across 24 unimodal and multimodal datasets, AutoMM outperformed AutoKeras [Jin et al., 2023] significantly. For advanced tasks of semantic matching and semantic segmentation, comparisons with task-specific open-source libraries demonstrated comparable performance. These findings underscore the potential of AutoMM as a comprehensive solution for practitioners seeking automated solutions across various modalities and tasks.

2 Related Work

AutoML [Yao et al., 2018, Zöller and Huber, 2021, He et al., 2021b] has emerged as a pivotal area of research and development, aiming to democratize machine learning by automating the complex processes of model selection [Arango et al., 2023a], hyperparameter tuning [Bischl et al., 2023], and feature engineering [Zheng and Casari, 2018]. Traditional AutoML methods primarily focus on basic classification and regression tasks for tabular data. For example, Auto-Sklearn [Feurer et al., 2015] is built on the scikit-learn library, and leverages bayesian optimization, meta-learning and ensemble construction to provide a robust solution for classification and regression tasks. TPOT [Olson and Moore, 2016] also uses scikit-learn as its ML library and employs genetic algorithms to optimize entire ML pipelines, including preprocessing and modeling steps. H2O AutoML [LeDell

and Poirier, 2020] provides an end-to-end platform for automating the machine learning process, including automatic training and ensemble of a diverse set of algorithms such as GBMs, Random Forests, Deep Neural Network, GLMs. FLAML [Wang et al., 2021a] optimizes for low computational cost in the hyperparameter search.

Despite the significant strides made in traditional AutoML domains, the exploration of AutoML capabilities for handling multimodal inputs and tackling advanced tasks remains relatively nascent. While several conventional AutoML frameworks [Vakhrushev et al., 2021, Feurer et al., 2015] are equipped to process multimodal data, their methodologies predominantly hinge on traditional machine learning algorithms. AutoKeras, an AutoML framework leveraging deep learning [Jin et al., 2023], broadens its applicability to multimodal inputs. However, this functionality requires users to manually specify and preprocess for each modality, which increases the likelihood of errors. Additionally, AutoKeras falls short in addressing more complex downstream tasks, such as object detection [Zou et al., 2023] and image segmentation [Minaee et al., 2021], limiting its utility in advanced applications. LightAutoML [Vakhrushev et al., 2021] is a lightweight framework which provides fast hyperparameter search and focuses on limited models such as gradient boosted decision trees and linear models for multimodal data. However, its support for multimodal input is restricted to tabular-image and tabular-text only, which limits its usage in real-world applications.

There are also AutoML methods based on foundation models. For example, Quick-Tune [Arango et al., 2023b] proposes how and which models to fine-tune from a pre-trained zoo. TabPFN [Hollmann et al., 2022] proposes to use transformers to solve small tabular classification problems without hyperparameter tuning. OptFormer [Chen et al., 2022] leverages transformers to learn universal hyperparameter optimizers. However, these methods all focused on unimodal data. In contrast, AutoMM is designed to proficiently manage multimodal inputs, including image, text, and tabular, in a unified framework with three lines of codes. Beyond the basic classification and regression tasks, AutoMM also supports real-world application tasks such as object detection, image segmentation, semantic matching [Reimers and Gurevych, 2019], etc. At its core, AutoMM leverages the transformative power of recent foundation models [Bommasani et al., 2021], capitalizing on their exceptional transfer learning capabilities to achieve state-of-the-art results across a diverse array of tasks.

3 AutoMM

Supporting diverse data modalities and task types, while staying true to the AutoML philosophy, presents significant challenges. The primary obstacle lies in automating these processes through unified data format/processing, APIs, model design, and training workflow. In this section, we delineate the design and functionalities of AutoMM.

3.1 Data Format and Processing

AutoMM employs Pandas DataFrame [pandas development team, 2020] to consolidate various data modalities, including images, text, and tabular (numeric and categorical) data. DataFrames are ubiquitous in modern data analytics due to their flexibility and user-friendly nature. Essentially, a Pandas DataFrame organizes data into a 2-dimensional table, with rows representing individual samples and columns representing features. Each field within the DataFrame can accommodate different data types, such as numeric, categorical, text, image paths, bytearray images, or base64-encoded images. This versatility allows users to provide AutoMM with multimodal DataFrames containing any combination of modalities. Moreover, each modality can comprise multiple columns, facilitating complex data representations. As an AutoML toolbox, AutoMM adeptly handles raw and noisy data, alleviating users from the preprocessing burden.

Traditionally, addressing different modalities entails constructing independent data processing pipelines for each. However, such an approach leads to code redundancy and increased maintenance overhead. To mitigate this, we systematically analyzed these pipelines and abstracted

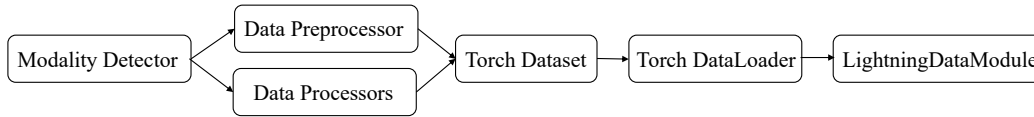


Figure 2: Interdependency among data modules: Each module from left to right serves as a prerequisite for the subsequent one.

their commonalities, resulting in a generalized pipeline. Our unified data pipeline comprises LightningDataModule [Falcon, 2019], torch [Paszke et al., 2019] DataLoader, torch Dataset, a modality detector, a data preprocessor, and arbitrary data processors. At a high level, the LightningDataModule invokes torch DataLoader to generate distinct data loaders for training, validation, and prediction stages. The creation of torch DataLoader necessitates a torch Dataset object, which, in turn, relies on the data preprocessor and data processors. These components are instantiated based on the detected modalities by the modality detector. The interdependence among these data modules is illustrated in Figure 2.

The data preprocessor handles model-agnostic data processing tasks, such as filtering non-informative features, converting data types, handling null values, and normalizing numeric data. In contrast, data processors cater to model-specific processing requirements. Since multiple models may operate concurrently, with each potentially accepting multiple modalities as inputs, we create a dedicated data processor for each modality of every model. The data preprocessor conducts DataFrame-level preprocessing during torch Dataset initialization, while data processors perform online transformation of individual samples during data loading. Additionally, we define data collator functions to aggregate processed samples into mini-batches for model consumption.

Data processors are responsible for per-sample processing, encompassing data augmentation [Shorten and Khoshgoftaar, 2019, Shorten et al., 2021] and multi-field processing. Numeric fields are concatenated into a single vector, while categorical fields are encoded separately using torch nn.Embedding. Image processing involves augmentation (e.g., TrivialAugment [Müller and Hutter, 2021]), tensor conversion, and normalization. In cases where multiple images per sample are present, AutoMM processes each image individually before stacking them. Text data undergoes tokenization, with each text field tokenized separately and concatenated into a unified token sequence. To address sequence length constraints imposed by models, we truncate the sequence by iteratively removing tokens from the longest text field until compliance is achieved.

3.2 APIs

AutoMM streamlines the fine-tuning of foundation models on unimodal or multimodal data through a concise API interface. To illustrate, let’s focus on basic classification/regression tasks using a DataFrame stored in "train.csv" with the label column "label". With just three lines of code, users can import MultiModalPredictor, initialize an object, and begin training:

```

1 from autogluon.multimodal import MultiModalPredictor
2 predictor = MultiModalPredictor(label="label")
3 predictor.fit("train.csv")
  
```

During training, AutoMM automatically infers the problem type (e.g., binary classification, multi-class classification, or regression), partitions the data into training and validation sets, identifies data modalities, selects appropriate foundation models, and performs fine-tuning. The fit() method also offers additional customization options, such as controlling training time, customizing hyperparameters, or conducting hyperparameter optimization. Continuous training is supported, enabling sequential calls of fit() on incoming training data.

Upon completion of training, users can leverage various APIs for evaluation or inference:

```

1 score = predictor.evaluate("test.csv")
  
```

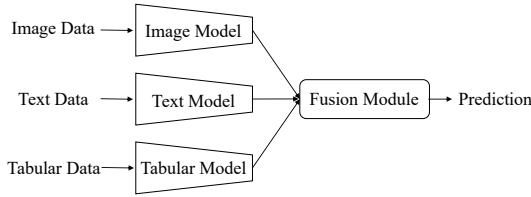


Figure 3: Late-fusion model.

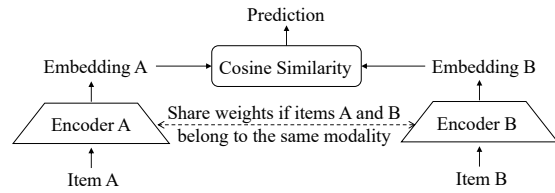


Figure 4: Bi-encoder model.

```

2 predictions = predictor.predict("new.csv")
3 probabilities = predictor.predict_proba("new.csv")
4 embeddings = predictor.extract_embedding("new.csv")

```

These APIs facilitate model evaluation, prediction, probability estimation (for classification tasks), and feature embedding extraction. Notably, prediction-related APIs (`predict()`, `predict_proba()`, and `extract_embedding()`) do not necessitate labels, enhancing their utility for deployment purposes. Predictors can be saved and loaded for future use via the `save()` and `load()` methods:

```

1 predictor.save("save_path")
2 predictor = MultiModalPredictor.load("save_path")

```

The `load()` method also supports training resumption in case of training interruptions by specifying `resume=True` and providing the path to the interrupted predictor. Calling `fit()` afterwards can resume training from the last saved checkpoint. Furthermore, we provide various additional resources on the official website auto.gluon.ai, including [installation instructions](#), [hands-on tutorials](#), and a [cheatsheet](#) summarizing the main features.

3.3 Models

AutoMM aims to apply foundation models across diverse real-world scenarios. Foundation models undergo pretraining on extensive datasets before fine-tuning on smaller downstream labeled datasets. However, this fine-tuning necessitates alignment between downstream data modalities and those encountered during pretraining. For instance, while BERT [Devlin et al., 2018] can fine-tune on text-only tasks, it cannot handle text+tabular data directly. Despite the proliferation of foundation models, their pretraining modalities typically span image-only [Dosovitskiy et al., 2020], text-only [He et al., 2021a], or image+text domains [Radford et al., 2021]. Yet, practical applications frequently involve more combinations such as image+text+tabular. To bridge this gap, AutoMM adopts a late-fusion architecture, scalable to accommodate arbitrary modality combinations. The late-fusion framework, shown in Figure 3, integrates independent backbones for images, text, and tabular data, followed by a fusion module (e.g., MLP or transformer [Vaswani et al., 2017] layers) for feature fusion. In scenarios involving a single modality, the fusion module is bypassed. Notably, adding support for a new modality seamlessly enables integration with existing ones.

AutoMM offers extensive model zoo compatibility, including Huggingface/transformers [Wolf et al., 2020], TIMM [Wightman, 2019], and MMDetection [Chen et al., 2019]. These repositories contain lots of pretrained models with >25000, >700, and >300 respectively, as documented. Text models (e.g., Electra [Clark et al., 2020], DeBERTa [He et al., 2021a]) from Huggingface and image models (e.g., Swin Transformer [Liu et al., 2021], ViT [Dosovitskiy et al., 2020]) from TIMM are predominantly utilized. MMDetection supplies pretrained models for object detection tasks, such as YOLOX [Ge et al., 2021] and DINO [Zhang et al., 2022]. Pretrained models generally span a spectrum of sizes (e.g., ViT-large, ViT-base, ViT-small), each associated with distinct performance and resource considerations. AutoMM defines three preset levels (`best_quality`, `high_quality`, `medium_quality`) to accommodate varying performance-latency trade-offs. The selection of preset models is based on our internal benchmarking results, streamlining model selection for end-users.

For the basic classification/regression, we employ a two-stage selection process. Initially, we individually select the top 5 models for image, text, and tabular data based on their unimodal benchmarking performance. Subsequently, we conduct a random search of their combinations, along with other hyperparameters like learning rate and epochs, on multimodal benchmarks. The resulting best combination serves as the default models.

3.4 Training

By default, AutoMM trains only one late-fusion model with fixed hyperparameters (without optimization). These default hyperparameters, e.g., learning rate and weight decay, have been pre-determined through offline search across diverse benchmark datasets, assuming they are likely to yield reasonable performance on new (similar) datasets. While some AutoML toolboxes like Autosklearn 2.0 [Feurer et al., 2022] also use the pre-determined hyperparameters, our method differs in that it emphasizes offline tuning, rather than further hyperparameter optimization or model ensembling [Erickson et al., 2020]. Such methods often require training and evaluating numerous models, assuming each trial has relatively low cost. However, fine-tuning foundation models on multimodal data is generally resource-intensive and may not align with this assumption. To address practical concerns, we opt for offline hyperparameter search across our benchmark datasets, enabling end-users to experience efficiency and effectiveness. Detailed hyperparameters are provided in Section C for reference.

AutoMM leverages the Lightning framework [Falcon, 2019], built on top of PyTorch [Paszke et al., 2019], to streamline the training workflow. Lightning abstracts key training components into LightningDataModule, LightningModule, Trainer, and Callbacks, enhancing maintainability and scalability. LightningDataModule oversees data loading and processing, employing our data preprocessor and processors. LightningModule defines the model’s forward pass and optimizer configuration. Encouraging modular design, our model is created outside LightningModule, being passed into it as needed. Trainer orchestrates the training process, offering extensive configuration options (e.g., gradient accumulation, training precision) and driving training through interaction with LightningDataModule and LightningModule objects. We also utilize Lightning’s build-in Callbacks that can provide additional functionalities during the training loop, including logging, checkpointing, and early stopping.

Given the rapid expansion of foundation model sizes, fine-tuning these models poses challenges, particularly for users with limited computational resources. To mitigate this, AutoMM embraces parameter-efficient fine-tuning techniques (PEFT) [Houlsby et al., 2019]. These techniques, such as BitFit [Zaken et al., 2021] and LoRA [Hu et al., 2021], either optimize a tiny fraction of pretrained weights or introduce lightweight structures on top of fixed pretrained models to reduce memory footprint and training time while preserving performance. For instance, IA3 [Liu et al., 2022] facilitates fine-tuning of the Flan-T5-XL [Chung et al., 2022] model’s encoder (1.2 billion parameters) on a single NVIDIA T4 GPU with 15 GB memory. Additionally, AutoMM supports distributed training (multi-GPU or multi-node) and low-precision (default 16-mixed) training [Micikevicius et al., 2017], further easing the burden posed by large models.

3.5 Deployment

Efficient deployment of trained models into production environments is crucial for real-world applications. To ensure seamless predictor loading in an offline environment, AutoMM pre-saves requisite artifacts—e.g., Huggingface model configuration—forestalling Internet access errors upon predictor invocation. Notably, in production settings, low inference latency, particularly for online inference, is paramount. Although our training hinges on Lightning modules adept at handling large sample sizes, these modules may impede inference when processing few samples. To address this, we furnish a realtime option, eschewing Lightning modules in favor of plain PyTorch models and data processing to expedite inference. Moreover, AutoMM integrates with NVIDIA TensorRT

[Vanholder, 2016], encompassing a deep learning inference optimizer and runtime renowned for low latency and high throughput. Additionally, accommodating varying image formats between training and deployment—e.g., image path in training versus image bytearray in deployment—AutoMM dynamically infers image sub-types during inference, ensuring seamless model deployment.

3.6 Advanced Tasks

AutoMM expands traditional AutoML beyond basic classification and regression tasks to encompass advanced functionalities. As of the time of writing, AutoMM supports tasks such as semantic matching, object detection, and semantic segmentation. Semantic matching involves assessing the similarity between two items, which can be two images, two texts, or an image-text pair. We utilize a bi-encoder design, illustrated in Figure 4, that independently encodes the two items in the embedding space before computing their semantic similarity. Object detection and semantic segmentation are both computer vision tasks. Object detection locates object instances within an image, while semantic segmentation categorizes each pixel in an image into a class or object. In terms of output, object detection provides object class labels and bounding boxes, whereas segmentation generates segmentation masks. Despite the complexity of these tasks, users can implement solutions with just three lines of code, albeit with the necessity to specify the `problem_type` argument when initializing the predictor object. AutoMM achieves these advanced functionalities by fine-tuning foundation models from Huggingface and MMDetection. For instance, it can employ CLIP [Radford et al., 2021] for image-text matching, DINO [Zhang et al., 2022] for object detection, and the Segment Anything Model [Kirillov et al., 2023] for semantic segmentation.

4 Experiments

In this experimental study, we aim to assess the efficacy of AutoMM compared to other leading AutoML solutions or task-specific toolboxes across a diverse range of tasks, including classification or regression, semantic matching, object detection, and semantic segmentation.

4.1 Classification and Regression

We start by experimenting how AutoMM performs on classification and regression tasks. We apply AutoMM to 24 real-life datasets with an assortment of tasks. The input in each task may involve any combinations of {Tabular, Image, Text}. The performance metrics we reported are *R-squared* (R^2), *F1_weighted* and *F1* for regression, multi-class and binary classification tasks respectively.

To the best of our knowledge, the only other AutoML framework that supports multimodal input is Auto-Keras, serving as the main baseline here. The results, which were run over 5 independent random seeds (22, 41, 54, 86, 92) shown in Table 1, indicate that AutoMM works out-of-the-box on all datasets with no prior knowledge or dataset-specific configuration. Compared to Auto-Keras, AutoMM performs better in all 24 datasets across different problem types and data modalities, with *statistical significance*. We also observe that the performance of Auto-Keras often vary drastically over different runs, while AutoMM provides substantially more consistency and reliability. Furthermore, AutoMM excels in ease of use: datasets can simply be loaded into a Pandas DataFrame, and modalities are automatically detected by AutoMM. For image modalities, AutoMM accepts both image paths and image bytearrays, without the need for further processing. In contrast, Auto-Keras requires that data be reformatted into numpy arrays by the user, and modalities must be explicitly specified, such as `autokeras.ImageInput()`, `autokeras.StructuredDataInput()`, and `autokeras.TextInput()`, which can introduce inconsistency and human errors. For further details on datasets, baseline methods, metrics, and additional setup information, please refer to the appendix.

4.2 Semantic Matching

For semantic matching, we compare with Sentence-Transformer [Reimers and Gurevych, 2019], which is a toolbox designed specifically for semantic matching tasks. We show the comparisons

Dataset	Text	Image	Tabular	Problem Type	Metric	Auto-Keras	AutoMM
fashion_mnist	✗	✓	✗	Multiclass	F1_weighted↑	0.876(0.020)	0.953(0.002)
food101	✗	✓	✗	Multiclass	F1_weighted↑	0.024(0.045)	0.937(0.001)
Stanford_cars	✗	✓	✗	Multiclass	F1_weighted↑	0.055(0.079)	0.892(0.002)
magnetic_tile_defects	✗	✓	✗	Multiclass	F1_weighted↑	0.627(0.171)	0.956(0.014)
European_flood_depth	✗	✓	✗	Binary	F1↑	0.750(0.017)	0.790(0.008)
Oxford_flowers	✗	✓	✗	Multiclass	F1_weighted↑	0.123(0.155)	0.989(0.003)
OxfordIIITPet	✗	✓	✗	Multiclass	F1_weighted↑	0.157(0.283)	0.958(0.003)
CD18_cellphone	✗	✓	✗	Regression	R ² ↑	-18.390(35.120)	-1.843(4.477)
HAM10000	✗	✓	✗	Multiclass	F1_weighted↑	0.276(0.211)	0.608(0.014)
hateful_meme	✓	✓	✗	Binary	F1↑	0.572(0.099)	0.596(0.013)
petfinder	✓	✓	✓	Multiclass	F1_weighted↑	0.243 (0.040)	0.408(0.006)
memotion	✓	✓	✓	Multiclass	F1_weighted↑	0.297 (0.026)	0.467(0.013)
financial_news	✓	✗	✗	Multiclass	F1_weighted↑	0.678(0.027)	0.874(0.010)
MLDoc-11000	✓	✗	✗	Multiclass	F1_weighted↑	0.916(0.006)	0.978(0.002)
gnad10	✓	✗	✗	Multiclass	F1_weighted↑	0.521(0.029)	0.899(0.006)
MultiATIS-5000	✓	✗	✗	Multiclass	F1_weighted↑	0.864(0.010)	0.990(0.003)
fb_dialog	✓	✗	✗	Multiclass	F1_weighted↑	0.982(0.003)	0.992(0.001)
SNIPS	✓	✗	✗	Multiclass	F1_weighted↑	0.049(0.018)	0.990(0.002)
ag_news	✓	✗	✗	Multiclass	F1_weighted↑	0.887(0.004)	0.944(0.001)
airbnb_melbourn	✓	✗	✓	Multiclass	F1_weighted↑	0.198(0.071)	0.397(0.011)
kick_start_funding	✓	✗	✓	Binary	F1↑	0.401 (0.151)	0.609(0.005)
cloth_review	✓	✗	✓	Regression	R ² ↑	0.542(0.053)	0.735(0.004)
news_popularity	✓	✗	✓	Regression	R ² ↑	-1.306(1.863)	0.014(0.003)
California_house	✓	✗	✓	Regression	R ² ↑	-53757156.425 (55682587.109)	0.944(0.001)

Table 1: Results for unimodal/multimodal classification and regression. The mean performance metrics and error bars (in parentheses) with 0.95 coverage are reported for both AutoMM and Auto-Keras. These numbers are estimated using 5 independent repeats with different random seeds using $1.96 \times \text{std}/\sqrt{\#}$ of repeats. Boldface indicates results that are better than the competing framework with *statistical significance* at the level 0.05 using Wald test [Wald, 1943].

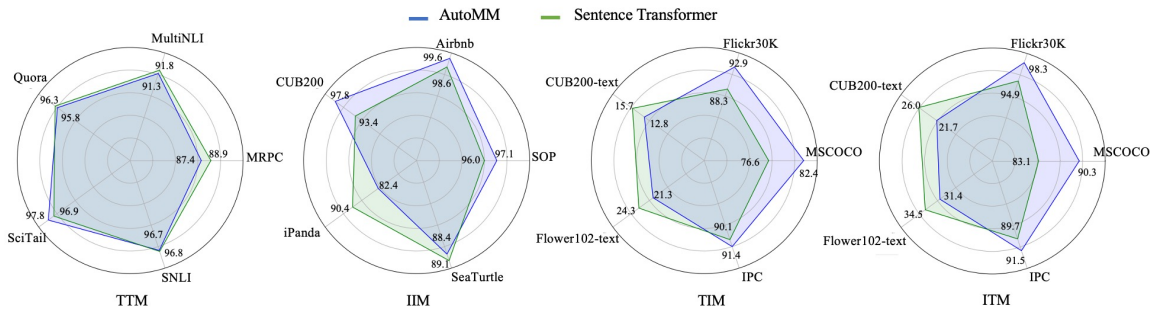


Figure 5: Comparison of AutoMM and Sentence-Transformer on Text to Text Matching (TTM), Image to Image Matching (IIM), Text to Image Matching (TIM), and Image to Text Matching (ITM).

on Text to Text Matching (TTM), Image to Image Matching (IIM), Text to Image Matching (TIM), and Image to Text Matching (ITM) tasks in Figure 5. AutoMM achieves competitive performance with Sentence Transformer, while being more user-friendly and straightforward to utilize. For Sentence Transformer, users have to manually select the optimal loss function for different tasks to achieve the best performance, which requires the user to have extensive domain expertise and a large amount of trial and error. However, AutoMM automates the entire pipeline while being competitive in different tasks. For further details on datasets, baseline methods, metrics, and raw results, please refer to the appendix.

		Vertex AI			Nvidia Tao			AutoMM		
		training time (hrs)	mAP	AP50	training time (hrs)	mAP	AP50	training time (hrs)	mAP	AP50
Agriculture	plantdoc	2.8	/	49.1	3.5	55.5	70.8	2.1(0.23)	58.7(0.38)	73.3(0.54)
	deepfruits	/	/	/	0.6	51.4	75.2	0.6(0.07)	71.3(0.56)	95.0(0.19)
Medical	chest10	3.8	/	36.8	2.5	19.5	41.4	2.1(0.11)	18.3(0.28)	37.2(1.2)
	deeplesion	/	/	/	23.5	39.4	67.5	18.7(0.40)	40.4(0.24)	70.5(0.49)
Domain Transfer	comic	2.8	/	57.6	1.1	22.7	42.6	0.9(0.09)	42.3(0.72)	67.7(0.62)
Remote Sencing	dota	11.8	/	60.7	10.0	47.9	74.1	9.0(0.75)	51.3(0.14)	76.9(0.18)
Autonomous Driving	kitti	/	/	/	7.9	78.7	96.4	5.9(0.44)	71.5(0.76)	95.4(0.14)
Infrared	thermal	/	/	/	0.3	66.8	82.2	0.3(0.05)	82.9(0.88)	95.3(1.08)

Table 2: Comparison of AutoMM and baseline methods on object detection tasks in various domains. The mean performance metrics and error bars (in parentheses) with 0.95 coverage are reported for AutoMM. These numbers are estimated using 3 independent repeats with different random seeds using $1.96 \times \text{std} / \sqrt{\# \text{ of repeats}}$.

4.3 Object Detection

In Table 2, we select several downstream tasks from various domains and compare AutoMM with baseline frameworks from both Vertex AI² and NVIDIA TAO³. **Throughout the comparison, we demonstrate that AutoMM surpasses other AutoML object detection solutions in terms of performance and speed while offering greater ease of use.** While Vertex AI provides efficient model development and deployment tools, it may have limitations in pricing flexibility and customization options compared to other solutions. In our experiments, due to the high cost of Vertex AI, we focused on evaluating it using the "Higher accuracy (new)" option on only four datasets. In contrast, we conducted a thorough comparison with NVIDIA TAO using a pretrained FAN-L-Hybrid backbone [Zhou et al., 2022]. It is important to note that both Vertex AI and NVIDIA TAO have specific data requirements, necessitating additional preprocessing beyond the common COCO [Lin et al., 2014] format. Furthermore, NVIDIA TAO requires configuration for each dataset. In contrast, AutoMM can be used with just a few lines of code without additional data processing or configuration. For further details on the datasets, baseline methods, metrics, and additional setup information, please refer to the appendix.

4.4 Semantic Segmentation

In Table 3, we compare AutoMM with other open-source semantic segmentation toolboxes across datasets from diverse domains. AutoMM demonstrates superior or comparable performance **with minimal trainable model parameters**. This is achieved through SAM’s parameter-efficient fine-tuning, enabling effective segmentation results within a low parameter budget. Additionally, compared to these toolboxes, AutoMM offers a more streamlined approach to training setup as outlined in Section 3.2, eliminating the need of rewriting dataloaders or configuration files for new datasets. For further details on datasets, baseline methods, metrics, and additional setup information, please refer to the appendix.

5 Conclusion and Future Work

This paper introduces AutoMM, an AutoML toolbox with a focus on foundation models and multimodal learning. Key of AutoMM lies in its support for multiple modalities, tasks, and model zoos, achieved through a unified internal pipeline and user-friendly APIs. To evaluate AutoMM’s unique capacities, we also build comprehensive benchmarks covering unimodal and multimodal data, as well as basic and advanced tasks. Experimental results demonstrate AutoMM’s superior performance and ease of use. While AutoMM represents an initial step towards bridging practical

²Vertex AI, Google Cloud, <https://cloud.google.com/vertex-ai>.

³NVIDIA TAO Toolkit, NVIDIA Developer, <https://developer.nvidia.com/tao-toolkit>.

Method	#Params (M)	Medical			Natural Images			Agriculture	Remote Sensing
		Kvasir	CVC-612	ISIC 2017	CAMO	SBU	Trans10K-v2	Leaf	Road
		$S_\alpha \uparrow E_\phi \uparrow$	$S_\alpha \uparrow E_\phi \uparrow$	Jac \uparrow	$S_\alpha \uparrow E_\phi \uparrow$	BER \downarrow	mIoU \uparrow	IoU \uparrow	IoU \uparrow
Detectron2	47.56	90.4 94.5	89.6 91.8	76.1	73.4 81.7	7.11	70.8	66.6	54.9
OpenSeg	74.50	92.2 95.4	93.3 95.3	78.2	76.3 81.1	7.92	66.1	78.9	35.3
AutoMM	8.80	92.1 94.7	90.5 92.5	77.9	89.3 92.9	3.90	69.2	72.9	62.0

Table 3: Comparison of AutoMM and baselines on semantic segmentation tasks in various domains.

AutoML development with cutting-edge AI research, closing the remaining gap requires significant effort. AutoMM is in active development, and several potential directions are being considered:

Multimodal Foundation Models. The current late-fusion model can accommodate various modality combinations, but its performance may be suboptimal because unimodal foundation models are pretrained independently. Using multimodal foundation models that capture modality interactions during pretraining could enhance performance on some downstream tasks.

Generative Tasks. While AutoMM supports discriminative tasks, e.g., classification and regression, there is a need to include generative tasks like image generation and question answering. Given the growing interest in generative AI and the availability of open-source generative foundation models, incorporating support for generative tasks could expand AutoML capabilities significantly.

More Modalities. Many real-world applications involve data modalities beyond images, text, and tabular data. AI research has seen rapid progress in modalities such as documents, audio, and video. Expanding AutoMM to support these modalities and integrating relevant research outcomes can further broaden the scope of AutoML.

6 Broader Impact Statement

AutoMM presents a notable advancement in AutoML by providing a unified framework capable of processing multimodal data for complex tasks with minimal input required. It democratizes machine learning, enabling non-experts to utilize advanced capabilities for tasks like object detection and image segmentation. This can spur innovation and enhance productivity across multiple domains.

The potential negative impacts of the proposed approach are similar to those of other methods reliant on foundation models, encompassing issues such as data privacy, security concerns, and the perpetuation of bias in machine learning models. Like these methods, AutoMM’s effectiveness and ethical implications are tightly coupled with the characteristics of the underlying data and the design of the foundation models it employs. It is recommended that users must scrutinize their data to prevent the reinforcement of existing biases through the models trained on them.

References

- Melbourne Airbnb Open Data. <https://www.kaggle.com/datasets/tylerx/melbourne-airbnb-open-data>. Accessed: 2024-02-02.
- PetFinder.my Adoption Prediction. <https://www.kaggle.com/c/petfinder-adoption-prediction/data/>. Accessed: 2024-02-02.
- Abien Fred Agarap. Statistical analysis on e-commerce reviews, with sentiment classification using bidirectional recurrent neural network (rnn). *arXiv preprint arXiv:1805.03687*, 2018.
- Airbnb. Airbnb duplicate image dataset, 2020. <https://www.kaggle.com/datasets/barelydedicated/airbnb-duplicate-image-detection/data>.
- Sebastian Pineda Arango, Fabio Ferreira, Arlind Kadra, and Frank Hutter Josif Grabocka. Quick-tune: Quickly learning which pretrained model to finetune and how. *arXiv preprint arXiv:2306.03828*, 2023a.
- Sebastian Pineda Arango, Fabio Ferreira, Arlind Kadra, and Frank Hutter Josif Grabocka. Quick-tune: Quickly learning which pretrained model to finetune and how. *arXiv preprint arXiv:2306.03828*, 2023b.
- Tadas Baltrušaitis, Chaitanya Ahuja, and Louis-Philippe Morency. Multimodal machine learning: A survey and taxonomy. *IEEE transactions on pattern analysis and machine intelligence*, 41(2):423–443, 2018.
- Jorge Bernal, F Javier Sánchez, Gloria Fernández-Esparrach, Debora Gil, Cristina Rodríguez, and Fernando Vilariño. Wm-dova maps for accurate polyp highlighting in colonoscopy: Validation vs. saliency maps from physicians. *Computerized medical imaging and graphics*, 43:99–111, 2015.
- Bernd Bischl, Martin Binder, Michel Lang, Tobias Pielok, Jakob Richter, Stefan Coors, Janek Thomas, Theresa Ullmann, Marc Becker, Anne-Laure Boulesteix, et al. Hyperparameter optimization: Foundations, algorithms, best practices, and open challenges. *Wiley Interdisciplinary Reviews: Data Mining and Knowledge Discovery*, 13(2):e1484, 2023.
- Rishi Bommasani, Drew A Hudson, Ehsan Adeli, Russ Altman, Simran Arora, Sydney von Arx, Michael S Bernstein, Jeannette Bohg, Antoine Bosselut, Emma Brunskill, et al. On the opportunities and risks of foundation models. *arXiv preprint arXiv:2108.07258*, 2021.
- Lukas Bossard, Matthieu Guillaumin, and Luc Van Gool. Food-101 – mining discriminative components with random forests. In *European Conference on Computer Vision*, 2014.
- Heang-Ping Chan, Ravi K Samala, Lubomir M Hadjiiski, and Chuan Zhou. Deep learning in medical image analysis. *Deep learning in medical image analysis: challenges and applications*, pages 3–21, 2020.
- Kai Chen, Jiaqi Wang, Jiangmiao Pang, Yuhang Cao, Yu Xiong, Xiaoxiao Li, Shuyang Sun, Wansen Feng, Ziwei Liu, Jiarui Xu, et al. Mmdetection: Open mmlab detection toolbox and benchmark. *arXiv preprint arXiv:1906.07155*, 2019.
- Yutian Chen, Xingyou Song, Chansoo Lee, Zi Wang, Richard Zhang, David Dohan, Kazuya Kawakami, Greg Kochanski, Arnaud Doucet, Marc’auelio Ranzato, et al. Towards learning universal hyperparameter optimizers with transformers. *Advances in Neural Information Processing Systems*, 35:32053–32068, 2022.

- Hyung Won Chung, Le Hou, Shayne Longpre, Barret Zoph, Yi Tay, William Fedus, Yunxuan Li, Xuezhi Wang, Mostafa Dehghani, Siddhartha Brahma, et al. Scaling instruction-finetuned language models. *arXiv preprint arXiv:2210.11416*, 2022.
- Floriana Ciaglia, Francesco Saverio Zuppichini, Paul Guerrie, Mark McQuade, and Jacob Solawetz. Roboflow 100: A rich, multi-domain object detection benchmark. *arXiv preprint arXiv:2211.13523*, 2022.
- Kevin Clark, Minh-Thang Luong, Quoc V Le, and Christopher D Manning. Electra: Pre-training text encoders as discriminators rather than generators. *arXiv preprint arXiv:2003.10555*, 2020.
- Noel CF Codella, David Gutman, M Emre Celebi, Brian Helba, Michael A Marchetti, Stephen W Dusza, Aadi Kaloo, Konstantinos Liopyris, Nabin Mishra, Harald Kittler, et al. Skin lesion analysis toward melanoma detection: A challenge at the 2017 international symposium on biomedical imaging (isbi), hosted by the international skin imaging collaboration (isic). In *2018 IEEE 15th international symposium on biomedical imaging (ISBI 2018)*, pages 168–172. IEEE, 2018.
- Openseg Contributors. Openseg: The official pytorch implementation of ocnet series and segfix. <https://github.com/openseg-group/openseg.pytorch/tree/pytorch-1.7>, 2019.
- Marius Cordts, Mohamed Omran, Sebastian Ramos, Timo Rehfeld, Markus Enzweiler, Rodrigo Benenson, Uwe Franke, Stefan Roth, and Bernt Schiele. The cityscapes dataset for semantic urban scene understanding. In *Proceedings of the IEEE conference on computer vision and pattern recognition*, pages 3213–3223, 2016.
- Alice Coucke, Alaa Saade, Adrien Ball, Théodore Bluche, Alexandre Caulier, David Leroy, Clément Doumouro, Thibault Gisselbrecht, Francesco Caltagirone, Thibaut Lavril, et al. Snips voice platform: an embedded spoken language understanding system for private-by-design voice interfaces. *arXiv preprint arXiv:1805.10190*, 2018.
- Jacob Devlin, Ming-Wei Chang, Kenton Lee, and Kristina Toutanova. Bert: Pre-training of deep bidirectional transformers for language understanding. *arXiv preprint arXiv:1810.04805*, 2018.
- Bill Dolan and Chris Brockett. Automatically constructing a corpus of sentential paraphrases. In *Third International Workshop on Paraphrasing (IWP2005)*, 2005.
- Alexey Dosovitskiy, Lucas Beyer, Alexander Kolesnikov, Dirk Weissenborn, Xiaohua Zhai, Thomas Unterthiner, Mostafa Dehghani, Matthias Minderer, Georg Heigold, Sylvain Gelly, et al. An image is worth 16x16 words: Transformers for image recognition at scale. *arXiv preprint arXiv:2010.11929*, 2020.
- Nick Erickson, Jonas Mueller, Alexander Shirkov, Hang Zhang, Pedro Larroy, Mu Li, and Alexander Smola. Autogluon-tabular: Robust and accurate automl for structured data. *arXiv preprint arXiv:2003.06505*, 2020.
- William A Falcon. Pytorch lightning. *GitHub*, 3, 2019.
- Deng-Ping Fan, Ming-Ming Cheng, Yun Liu, Tao Li, and Ali Borji. Structure-measure: A new way to evaluate foreground maps. In *Proceedings of the IEEE international conference on computer vision*, pages 4548–4557, 2017.
- Deng-Ping Fan, Cheng Gong, Yang Cao, Bo Ren, Ming-Ming Cheng, and Ali Borji. Enhanced-alignment measure for binary foreground map evaluation. *arXiv preprint arXiv:1805.10421*, 2018.

- Deng-Ping Fan, Ge-Peng Ji, Guolei Sun, Ming-Ming Cheng, Jianbing Shen, and Ling Shao. Camouflaged object detection. In *Proceedings of the IEEE/CVF conference on computer vision and pattern recognition*, pages 2777–2787, 2020.
- Haoyang Fang, Boran Han, Shuai Zhang, Su Zhou, Cuixiong Hu, and Wen-Ming Ye. Data augmentation for object detection via controllable diffusion models. In *Proceedings of the IEEE/CVF Winter Conference on Applications of Computer Vision*, pages 1257–1266, 2024.
- Kelwin Fernandes, Pedro Vinagre, Paulo Cortez, and Pedro Sernadela. Online News Popularity. UCI Machine Learning Repository, 2015. DOI: <https://doi.org/10.24432/C5NS3V>.
- Matthias Feurer, Aaron Klein, Katharina Eggensperger, Jost Springenberg, Manuel Blum, and Frank Hutter. Efficient and robust automated machine learning. *Advances in neural information processing systems*, 28, 2015.
- Matthias Feurer, Katharina Eggensperger, Stefan Falkner, Marius Lindauer, and Frank Hutter. Auto-sklearn 2.0: Hands-free automl via meta-learning. *Journal of Machine Learning Research*, 23(261): 1–61, 2022.
- Mihir Gada, Zenil Haria, Arnav Mankad, Kaustubh Damania, and Smita Sankhe. Automated feature engineering and hyperparameter optimization for machine learning. In *2021 7th International Conference on Advanced Computing and Communication Systems (ICACCS)*, volume 1, pages 981–986. IEEE, 2021.
- Zheng Ge, Songtao Liu, Feng Wang, Zeming Li, and Jian Sun. Yolox: Exceeding yolo series in 2021. *arXiv preprint arXiv:2107.08430*, 2021.
- Andreas Geiger, Philip Lenz, and Raquel Urtasun. Are we ready for autonomous driving? the kitti vision benchmark suite. In *Conference on Computer Vision and Pattern Recognition (CVPR)*, 2012.
- Pengcheng He, Jianfeng Gao, and Weizhu Chen. Debertav3: Improving deberta using electra-style pre-training with gradient-disentangled embedding sharing. *arXiv preprint arXiv:2111.09543*, 2021a.
- Xin He, Kaiyong Zhao, and Xiaowen Chu. Automl: A survey of the state-of-the-art. *Knowledge-based systems*, 212:106622, 2021b.
- Noah Hollmann, Samuel Müller, Katharina Eggensperger, and Frank Hutter. TabPFN: A transformer that solves small tabular classification problems in a second. *arXiv preprint arXiv:2207.01848*, 2022.
- Neil Houlsby, Andrei Giurgiu, Stanislaw Jastrzebski, Bruna Morrone, Quentin De Laroussilhe, Andrea Gesmundo, Mona Attariyan, and Sylvain Gelly. Parameter-efficient transfer learning for nlp. In *International Conference on Machine Learning*, pages 2790–2799. PMLR, 2019.
- Edward J Hu, Yelong Shen, Phillip Wallis, Zeyuan Allen-Zhu, Yuanzhi Li, Shean Wang, Lu Wang, and Weizhu Chen. Lora: Low-rank adaptation of large language models. *arXiv preprint arXiv:2106.09685*, 2021.
- Yibin Huang, Congying Qiu, and Kui Yuan. Surface defect saliency of magnetic tile. *The Visual Computer*, 36:85–96, 2020.
- Naoto Inoue, Ryosuke Furuta, Toshihiko Yamasaki, and Kiyoharu Aizawa. Cross-domain weakly-supervised object detection through progressive domain adaptation. In *Proceedings of the IEEE conference on computer vision and pattern recognition*, pages 5001–5009, 2018.

- Debesh Jha, Pia H Smedsrud, Michael A Riegler, Pål Halvorsen, Thomas de Lange, Dag Johansen, and Håvard D Johansen. Kvasir-seg: A segmented polyp dataset. In *MultiMedia Modeling: 26th International Conference, MMM 2020, Daejeon, South Korea, January 5–8, 2020, Proceedings, Part II 26*, pages 451–462. Springer, 2020.
- Haifeng Jin, François Chollet, Qingquan Song, and Xia Hu. Autokeras: An automl library for deep learning. *Journal of Machine Learning Research*, 24(6):1–6, 2023.
- Tushar Khot, Ashish Sabharwal, and Peter Clark. Scitail: A textual entailment dataset from science question answering. In *AAAI Conference on Artificial Intelligence*, 2018. URL <https://api.semanticscholar.org/CorpusID:24462950>.
- Douwe Kiela, Hamed Firooz, Aravind Mohan, Vedanuj Goswami, Amanpreet Singh, Pratik Ringshia, and Davide Testuggine. The hateful memes challenge: Detecting hate speech in multimodal memes, 2021.
- Alexander Kirillov, Yuxin Wu, Kaiming He, and Ross Girshick. PointRend: Image segmentation as rendering. 2019.
- Alexander Kirillov, Eric Mintun, Nikhila Ravi, Hanzi Mao, Chloe Rolland, Laura Gustafson, Tete Xiao, Spencer Whitehead, Alexander C Berg, Wan-Yen Lo, et al. Segment anything. *arXiv preprint arXiv:2304.02643*, 2023.
- Jonathan Krause, Michael Stark, Jia Deng, and Li Fei-Fei. 3d object representations for fine-grained categorization. In *Proceedings of the IEEE International Conference on Computer Vision Workshops*, pages 379–386, 2013.
- Ranjay Krishna, Yuke Zhu, Oliver Groth, Justin Johnson, Kenji Hata, Joshua Kravitz, Stephanie Chen, Yannis Kalantidis, Li-Jia Li, David A Shamma, et al. Visual genome: Connecting language and vision using crowdsourced dense image annotations. *International journal of computer vision*, 123:32–73, 2017.
- Trung-Nghia Le, Tam V Nguyen, Zhongliang Nie, Minh-Triet Tran, and Akihiro Sugimoto. Anabranh network for camouflaged object segmentation. *Computer vision and image understanding*, 184:45–56, 2019.
- Erin LeDell and Sebastien Poirier. H2o automl: Scalable automatic machine learning. In *Proceedings of the AutoML Workshop at ICML*, volume 2020. ICML, 2020.
- Tsung-Yi Lin, Michael Maire, Serge Belongie, James Hays, Pietro Perona, Deva Ramanan, Piotr Dollár, and C Lawrence Zitnick. Microsoft coco: Common objects in context. In *Computer Vision—ECCV 2014: 13th European Conference, Zurich, Switzerland, September 6–12, 2014, Proceedings, Part V 13*, pages 740–755. Springer, 2014.
- Haokun Liu, Derek Tam, Mohammed Muqeeth, Jay Mohta, Tenghao Huang, Mohit Bansal, and Colin A Raffel. Few-shot parameter-efficient fine-tuning is better and cheaper than in-context learning. *Advances in Neural Information Processing Systems*, 35:1950–1965, 2022.
- Jingyu Liu, Jie Lian, and Yizhou Yu. Chestx-det10: Chest x-ray dataset on detection of thoracic abnormalities, 2020.
- Yinhan Liu, Myle Ott, Naman Goyal, Jingfei Du, Mandar Joshi, Danqi Chen, Omer Levy, Mike Lewis, Luke Zettlemoyer, and Veselin Stoyanov. Roberta: A robustly optimized bert pretraining approach. *arXiv preprint arXiv:1907.11692*, 2019.

- Ze Liu, Yutong Lin, Yue Cao, Han Hu, Yixuan Wei, Zheng Zhang, Stephen Lin, and Baining Guo. Swin transformer: Hierarchical vision transformer using shifted windows. In *Proceedings of the IEEE/CVF international conference on computer vision*, pages 10012–10022, 2021.
- Pekka Malo, Ankur Sinha, Pekka Korhonen, Jyrki Wallenius, and Pyry Takala. Good debt or bad debt: Detecting semantic orientations in economic texts. *Journal of the Association for Information Science and Technology*, 65(4):782–796, 2014.
- Paulius Micikevicius, Sharan Narang, Jonah Alben, Gregory Diamos, Erich Elsen, David Garcia, Boris Ginsburg, Michael Houston, Oleksii Kuchaiev, Ganesh Venkatesh, et al. Mixed precision training. *arXiv preprint arXiv:1710.03740*, 2017.
- Shervin Minaee, Yuri Boykov, Fatih Porikli, Antonio Plaza, Nasser Kehtarnavaz, and Demetri Terzopoulos. Image segmentation using deep learning: A survey. *IEEE transactions on pattern analysis and machine intelligence*, 44(7):3523–3542, 2021.
- Shreyash Mishra, S Suryavardan, Parth Patwa, Megha Chakraborty, Anku Rani, Aishwarya Reganti, Aman Chadha, Amitava Das, Amit Sheth, Manoj Chinnakotla, Asif Ekbal, and Srijan Kumar. Memotion 3: Dataset on sentiment and emotion analysis of codemixed hindi-english memes, 2023.
- Volodymyr Mnih. *Machine learning for aerial image labeling*. University of Toronto (Canada), 2013.
- Samuel G Müller and Frank Hutter. Trivialaugument: Tuning-free yet state-of-the-art data augmentation. In *Proceedings of the IEEE/CVF international conference on computer vision*, pages 774–782, 2021.
- Maria-Elena Nilsback and Andrew Zisserman. Automated flower classification over a large number of classes. In *2008 Sixth Indian conference on computer vision, graphics & image processing*, pages 722–729. IEEE, 2008.
- Randal S Olson and Jason H Moore. Tpot: A tree-based pipeline optimization tool for automating machine learning. In *Workshop on automatic machine learning*, pages 66–74. PMLR, 2016.
- R Kelley Pace and Ronald Barry. Sparse spatial autoregressions. *Statistics & Probability Letters*, 33(3):291–297, 1997.
- Andrei Paleyes, Raoul-Gabriel Urma, and Neil D Lawrence. Challenges in deploying machine learning: a survey of case studies. *ACM computing surveys*, 55(6):1–29, 2022.
- The pandas development team. pandas-dev/pandas: Pandas, February 2020. URL <https://doi.org/10.5281/zenodo.3509134>.
- Kostas Papafitsoros, Lukáš Adam, Vojtěch Čermák, and Lukáš Pícek. Seaturtleid: A novel long-span dataset highlighting the importance of timestamps in wildlife re-identification. *arXiv preprint arXiv:2211.10307*, 2022.
- German I Parisi, Ronald Kemker, Jose L Part, Christopher Kanan, and Stefan Wermter. Continual lifelong learning with neural networks: A review. *Neural networks*, 113:54–71, 2019.
- Omkar M. Parkhi, Andrea Vedaldi, Andrew Zisserman, and C. V. Jawahar. Cats and dogs. In *IEEE Conference on Computer Vision and Pattern Recognition*, 2012.

- Adam Paszke, Sam Gross, Francisco Massa, Adam Lerer, James Bradbury, Gregory Chanan, Trevor Killeen, Zeming Lin, Natalia Gimelshein, Luca Antiga, et al. Pytorch: An imperative style, high-performance deep learning library. *Advances in neural information processing systems*, 32, 2019.
- Alec Radford, Jong Wook Kim, Chris Hallacy, Aditya Ramesh, Gabriel Goh, Sandhini Agarwal, Girish Sastry, Amanda Askell, Pamela Mishkin, Jack Clark, et al. Learning transferable visual models from natural language supervision. In *International conference on machine learning*, pages 8748–8763. PMLR, 2021.
- Sovit Ranjan Rath. Leaf disease segmentation dataset, 2023. URL <https://www.kaggle.com/datasets/sovittrath/leaf-disease-segmentation-with-trainvalid-split>.
- Scott Reed, Zeynep Akata, Honglak Lee, and Bernt Schiele. Learning deep representations of fine-grained visual descriptions. In *Proceedings of the IEEE conference on computer vision and pattern recognition*, pages 49–58, 2016.
- Nils Reimers and Iryna Gurevych. Sentence-bert: Sentence embeddings using siamese bert-networks. *arXiv preprint arXiv:1908.10084*, 2019.
- Inkyu Sa, Zongyuan Ge, Feras Dayoub, Ben Upcroft, Tristan Perez, and Chris McCool. Deepfruits: A fruit detection system using deep neural networks. *sensors*, 16(8):1222, 2016.
- Nikolaos Sarafianos, Xiang Xu, and Ioannis A Kakadiaris. Adversarial representation learning for text-to-image matching. In *Proceedings of the IEEE/CVF international conference on computer vision*, pages 5814–5824, 2019.
- Lars Schmarje, Monty Santarossa, Simon-Martin Schröder, and Reinhard Koch. A survey on semi-, self-and unsupervised learning for image classification. *IEEE Access*, 9:82146–82168, 2021.
- Holger Schwenk and Xian Li. A corpus for multilingual document classification in eight languages. In Nicoletta Calzolari (Conference chair), Khalid Choukri, Christopher Cieri, Thierry Declerck, Sara Goggi, Koiti Hasida, Hitoshi Isahara, Bente Maegaard, Joseph Mariani, H el ene Mazo, Asuncion Moreno, Jan Odijk, Stelios Piperidis, and Takenobu Tokunaga, editors, *Proceedings of the Eleventh International Conference on Language Resources and Evaluation (LREC 2018)*, Paris, France, may 2018. European Language Resources Association (ELRA). ISBN 979-10-95546-00-9.
- Iyer Shankar, Dandekar Nikhil, and Csernai Kornel. First quora dataset release: Question pairs. Technical report, Quora, 2017. URL <https://quoradata.quora.com/First-Quora-Dataset-Release-Question-Pairs>.
- Oleksandr Shchur, Ali Caner Turkmen, Nick Erickson, Huibin Shen, Alexander Shirkov, Tony Hu, and Bernie Wang. Autogluon-timeseries: Automl for probabilistic time series forecasting. In *International Conference on Automated Machine Learning*, pages 9–1. PMLR, 2023.
- Connor Shorten and Taghi M Khoshgoftaar. A survey on image data augmentation for deep learning. *Journal of big data*, 6(1):1–48, 2019.
- Connor Shorten, Taghi M Khoshgoftaar, and Borko Furht. Text data augmentation for deep learning. *Journal of big Data*, 8:1–34, 2021.
- Davinder Singh, Naman Jain, Pranjali Jain, Pratik Kayal, Sudhakar Kumawat, and Nipun Batra. Plantdoc: A dataset for visual plant disease detection. In *Proceedings of the 7th ACM IKDD CoDS and 25th COMAD*, CoDS COMAD 2020, page 249–253, New York, NY, USA, 2020. Association

- for Computing Machinery. ISBN 9781450377386. doi: 10.1145/3371158.3371196. URL <https://doi.org/10.1145/3371158.3371196>.
- Hyun Oh Song, Yu Xiang, Stefanie Jegelka, and Silvio Savarese. Deep metric learning via lifted structured feature embedding. In *Computer Vision and Pattern Recognition (CVPR)*, 2016.
- Ke Sun, Bin Xiao, Dong Liu, and Jingdong Wang. Deep high-resolution representation learning for human pose estimation. In *Proceedings of the IEEE/CVF conference on computer vision and pattern recognition*, pages 5693–5703, 2019.
- Chris Thornton, Frank Hutter, Holger H Hoos, and Kevin Leyton-Brown. Auto-weka: Combined selection and hyperparameter optimization of classification algorithms. In *Proceedings of the 19th ACM SIGKDD international conference on Knowledge discovery and data mining*, pages 847–855, 2013.
- Philipp Tschandl, Cliff Rosendahl, and Harald Kittler. The ham10000 dataset, a large collection of multi-source dermatoscopic images of common pigmented skin lesions. *Scientific data*, 5(1):1–9, 2018.
- Anton Vakhrushev, Alexander Ryzhkov, Maxim Savchenko, Dmitry Simakov, Rinchin Damdinov, and Alexander Tuzhilin. Lightautoml: Automl solution for a large financial services ecosystem. *arXiv preprint arXiv:2109.01528*, 2021.
- Han Vanholder. Efficient inference with tensorrt. In *GPU Technology Conference*, volume 1, 2016.
- Ashish Vaswani, Noam Shazeer, Niki Parmar, Jakob Uszkoreit, Llion Jones, Aidan N Gomez, Łukasz Kaiser, and Illia Polosukhin. Attention is all you need. *Advances in neural information processing systems*, 30, 2017.
- Tomás F Yago Vicente, Le Hou, Chen-Ping Yu, Minh Hoai, and Dimitris Samaras. Large-scale training of shadow detectors with noisily-annotated shadow examples. In *Computer Vision—ECCV 2016: 14th European Conference, Amsterdam, The Netherlands, October 11–14, 2016, Proceedings, Part VI 14*, pages 816–832. Springer, 2016.
- Catherine Wah, Steve Branson, Peter Welinder, Pietro Perona, and Serge Belongie. Cub-200-2011, Apr 2022.
- Abraham Wald. Tests of statistical hypotheses concerning several parameters when the number of observations is large. *Transactions of the American Mathematical society*, 54(3):426–482, 1943.
- Chi Wang, Qingyun Wu, Markus Weimer, and Erkang Zhu. Flaml: A fast and lightweight automl library. *Proceedings of Machine Learning and Systems*, 3:434–447, 2021a.
- Le Wang, Rizhi Ding, Yuanhao Zhai, Qilin Zhang, Wei Tang, Nanning Zheng, and Gang Hua. Giant panda identification. *IEEE Transactions on Image Processing*, 30:2837–2849, 2021b. doi: 10.1109/TIP.2021.3055627.
- Ross Wightman. Pytorch image models. <https://github.com/rwightman/pytorch-image-models>, 2019.
- Adina Williams, Nikita Nangia, and Samuel Bowman. A broad-coverage challenge corpus for sentence understanding through inference. In *Proceedings of the 2018 Conference of the North American Chapter of the Association for Computational Linguistics: Human Language Technologies, Volume 1 (Long Papers)*, pages 1112–1122. Association for Computational Linguistics, 2018. URL <http://aclweb.org/anthology/N18-1101>.

- Thomas Wolf, Lysandre Debut, Victor Sanh, Julien Chaumond, Clement Delangue, Anthony Moi, Pierric Cistac, Tim Rault, Rémi Louf, Morgan Funtowicz, et al. Transformers: State-of-the-art natural language processing. In *Proceedings of the 2020 conference on empirical methods in natural language processing: system demonstrations*, pages 38–45, 2020.
- Yuxin Wu, Alexander Kirillov, Francisco Massa, Wan-Yen Lo, and Ross Girshick. Detectron2. <https://github.com/facebookresearch/detectron2>, 2019.
- Gui-Song Xia, Xiang Bai, Jian Ding, Zhen Zhu, Serge Belongie, Jiebo Luo, Mihai Datcu, Marcello Pelillo, and Liangpei Zhang. Dota: A large-scale dataset for object detection in aerial images. In *Proceedings of the IEEE conference on computer vision and pattern recognition*, pages 3974–3983, 2018.
- Han Xiao, Kashif Rasul, and Roland Vollgraf. Fashion-mnist: a novel image dataset for benchmarking machine learning algorithms, 2017.
- Enze Xie, Wenjia Wang, Wenhai Wang, Peize Sun, Hang Xu, Ding Liang, and Ping Luo. Segmenting transparent object in the wild with transformer. *arXiv preprint arXiv:2101.08461*, 2021.
- Weijia Xu, Batool Haider, and Saab Mansour. End-to-end slot alignment and recognition for cross-lingual nlu. *arXiv preprint arXiv:2004.14353*, 2020.
- Ke Yan, Xiaosong Wang, Le Lu, and Ronald M Summers. Deeplesion: automated mining of large-scale lesion annotations and universal lesion detection with deep learning. *Journal of medical imaging*, 5(3):036501–036501, 2018.
- Quanming Yao, Mengshuo Wang, Yuqiang Chen, Wenyuan Dai, Yu-Feng Li, Wei-Wei Tu, Qiang Yang, and Yang Yu. Taking human out of learning applications: A survey on automated machine learning. *arXiv preprint arXiv:1810.13306*, 2018.
- Peter Young, Alice Lai, Micah Hodosh, and Julia Hockenmaier. From image descriptions to visual denotations: New similarity metrics for semantic inference over event descriptions. *Transactions of the Association for Computational Linguistics*, 2:67–78, 2014. doi: 10.1162/tacl_a_00166. URL <https://aclanthology.org/Q14-1006>.
- Yuhui Yuan and Jingdong Wang. Ocnet: Object context network for scene parsing. *arXiv preprint arXiv:1809.00916*, 2018.
- Yuhui Yuan, Jingyi Xie, Xilin Chen, and Jingdong Wang. Segfix: Model-agnostic boundary refinement for segmentation. *arXiv preprint arXiv:2007.04269*, 2020.
- Elad Ben Zaken, Shauli Ravfogel, and Yoav Goldberg. Bitfit: Simple parameter-efficient fine-tuning for transformer-based masked language-models. *arXiv preprint arXiv:2106.10199*, 2021.
- Hao Zhang, Feng Li, Shilong Liu, Lei Zhang, Hang Su, Jun Zhu, Lionel M Ni, and Heung-Yeung Shum. Dino: Detr with improved denoising anchor boxes for end-to-end object detection. *arXiv preprint arXiv:2203.03605*, 2022.
- Xiang Zhang, Junbo Zhao, and Yann LeCun. Character-level convolutional networks for text classification. *Advances in neural information processing systems*, 28, 2015.
- Shuai Zhao, Yang Wang, Zheng Yang, and Deng Cai. Region mutual information loss for semantic segmentation. *Advances in Neural Information Processing Systems*, 32, 2019.

- Alice Zheng and Amanda Casari. *Feature engineering for machine learning: principles and techniques for data scientists*. " O'Reilly Media, Inc.", 2018.
- Zihan Zhong, Zhiqiang Tang, Tong He, Haoyang Fang, and Chun Yuan. Convolution meets lora: Parameter efficient finetuning for segment anything model. *arXiv preprint arXiv:2401.17868*, 2024.
- Daquan Zhou, Zhiding Yu, Enze Xie, Chaowei Xiao, Anima Anandkumar, Jiashi Feng, and Jose M. Alvarez. Understanding the robustness in vision transformers. In *International Conference on Machine Learning (ICML)*, 2022.
- Lucas Zimmer, Marius Lindauer, and Frank Hutter. Auto-pytorch: Multi-fidelity metalearning for efficient and robust autodl. *IEEE Transactions on Pattern Analysis and Machine Intelligence*, 43(9): 3079–3090, 2021.
- Marc-André Zöllner and Marco F Huber. Benchmark and survey of automated machine learning frameworks. *Journal of artificial intelligence research*, 70:409–472, 2021.
- Zhengxia Zou, Keyan Chen, Zhenwei Shi, Yuhong Guo, and Jieping Ye. Object detection in 20 years: A survey. *Proceedings of the IEEE*, 2023.

Submission Checklist

1. For all authors...

- (a) Do the main claims made in the abstract and introduction accurately reflect the paper’s contributions and scope? [Yes] All claims are supported by the experimental evaluation in Section 4.
- (b) Did you describe the limitations of your work? [Yes] See Section 5.
- (c) Did you discuss any potential negative societal impacts of your work? [Yes] See Section 6.
- (d) Did you read the ethics review guidelines and ensure that your paper conforms to them? <https://2022.automl.cc/ethics-accessibility/> [Yes] The paper conforms to the guidelines.

2. If you ran experiments...

- (a) Did you use the same evaluation protocol for all methods being compared (e.g., same benchmarks, data (sub)sets, available resources)? [Yes] All methods of one task use an identical evaluation protocol.
- (b) Did you specify all the necessary details of your evaluation (e.g., data splits, pre-processing, search spaces, hyperparameter tuning)? [Yes] See the appendix for details.
- (c) Did you repeat your experiments (e.g., across multiple random seeds or splits) to account for the impact of randomness in your methods or data? [Yes] We ran experiments with multiple random seeds on basic tasks and semantic matching. We used a fixed seed for object detection and semantic segmentation experiments due to the high cost and limited budget. Given that AutoMM significantly outperforms the comparative methods on the detection datasets, we don’t expect a different seeds can close the gap.
- (d) Did you report the uncertainty of your results (e.g., the variance across random seeds or splits)? [Yes] We include the uncertainty measurements in Tables 1, 12, 11, 14, and 13.
- (e) Did you report the statistical significance of your results? [Yes] See results in Section 4.
- (f) Did you use tabular or surrogate benchmarks for in-depth evaluations? [No] Tabular-only tasks are out of the scope of this work.
- (g) Did you compare performance over time and describe how you selected the maximum duration? [No] We fixed the epoch number for each task.
- (h) Did you include the total amount of compute and the type of resources used (e.g., type of GPUs, internal cluster, or cloud provider)? [Yes] See the appendix for details.
- (i) Did you run ablation studies to assess the impact of different components of your approach? [Yes] See Section D.5 for details.

3. With respect to the code used to obtain your results...

- (a) Did you include the code, data, and instructions needed to reproduce the main experimental results, including all requirements (e.g., `requirements.txt` with explicit versions), random seeds, an instructive README with installation, and execution commands (either in the supplemental material or as a URL)? [Yes] See Section A for details.
- (b) Did you include a minimal example to replicate results on a small subset of the experiments or on toy data? [Yes] See Section A for details.

- (c) Did you ensure sufficient code quality and documentation so that someone else can execute and understand your code? **[Yes]** The code is properly documented and we made sure that it can be executed in a fresh environment.
 - (d) Did you include the raw results of running your experiments with the given code, data, and instructions? **[Yes]** See Section A for details.
 - (e) Did you include the code, additional data, and instructions needed to generate the figures and tables in your paper based on the raw results? **[No]** We provide the raw data and describe the procedure in the paper, which should make reproducing the results and figures straightforward.
4. If you used existing assets (e.g., code, data, models)...
- (a) Did you cite the creators of used assets? **[Yes]** References for all used datasets and methods are provided in the appendix.
 - (b) Did you discuss whether and how consent was obtained from people whose data you're using/curating if the license requires it? **[N/A]** The evaluation was performed using public benchmark datasets.
 - (c) Did you discuss whether the data you are using/curating contains personally identifiable information or offensive content? **[N/A]** The evaluation was performed using public benchmark datasets.
5. If you created/released new assets (e.g., code, data, models)...
- (a) Did you mention the license of the new assets (e.g., as part of your code submission)? **[No]** This paper does not introduce any new public assets. The AutoGluon library was released under the Apache 2.0 License.
 - (b) Did you include the new assets either in the supplemental material or as a URL (to, e.g., GitHub or Hugging Face)? **[No]** This paper does not introduce any new public assets.
6. If you used crowdsourcing or conducted research with human subjects...
- (a) Did you include the full text of instructions given to participants and screenshots, if applicable? **[N/A]** We did not use crowdsourcing or conduct research with human subjects.
 - (b) Did you describe any potential participant risks, with links to Institutional Review Board (IRB) approvals, if applicable? **[N/A]** We did not use crowdsourcing or conduct research with human subjects.
 - (c) Did you include the estimated hourly wage paid to participants and the total amount spent on participant compensation? **[N/A]** We did not use crowdsourcing or conduct research with human subjects.
7. If you included theoretical results...
- (a) Did you state the full set of assumptions of all theoretical results? **[N/A]** The paper contains no theoretical results.
 - (b) Did you include complete proofs of all theoretical results? **[N/A]** The paper contains no theoretical results.

A Reproducibility

We provide comprehensive instructions and scripts to reproduce this paper’s results in the following Github repository: <https://github.com/tonyhoo/automm-benchmark-paper>. Within this repository, you can find the raw data results as well. Moreover, AutoMM offers a tutorial website (<https://auto.gluon.ai/stable/tutorials/multimodal/index.html>) hosting many hands-on tutorials such as:

- Image prediction (https://auto.gluon.ai/stable/tutorials/multimodal/image_prediction/beginner_image_cls.html)
- Text prediction (https://auto.gluon.ai/stable/tutorials/multimodal/text_prediction/beginner_text.html)
- Multimodal prediction (https://auto.gluon.ai/stable/tutorials/multimodal/multimodal_prediction/beginner_multimodal.html)
- Image-to-image semantic matching (https://auto.gluon.ai/stable/tutorials/multimodal/semantic_matching/image2image_matching.html)
- Text-to-text semantic matching (https://auto.gluon.ai/stable/tutorials/multimodal/semantic_matching/text2text_matching.html)
- Image-text semantic matching (https://auto.gluon.ai/stable/tutorials/multimodal/semantic_matching/image_text_matching.html)
- Object detection (https://auto.gluon.ai/stable/tutorials/multimodal/object_detection/quick_start/quick_start_coco.html)
- Semantic segmentation (https://auto.gluon.ai/stable/tutorials/multimodal/image_segmentation/beginner_semantic_seg.html)

Each tutorial includes both toy data and explanatory code. Additionally, a Colab link is provided at the beginning of each tutorial, enabling users to execute the tutorial while following along. When running AutoMM tutorials in Colab, it’s important to select the GPU accelerator. Note that achieving complete reproducibility across different environments can be challenging due to the numerous dependencies AutoMM relies on. As highlighted in our `setup.py` file (<https://github.com/autogluon/autogluon/blob/master/multimodal/setup.py#L23-L56>), ensuring the reproducibility of each dependency is not always feasible. For instance, PyTorch, one of our crucial dependencies, acknowledges the difficulty in guaranteeing reproducibility across various releases, commits, or platforms. More information on this can be found in their documentation (<https://pytorch.org/docs/stable/notes/randomness.html#reproducibility>).

B Tutorials

This section presents an exhaustive list of our hands-on tutorials, with links directing to our official documentation website. Each tutorial comes with a short introduction for better readability.

B.1 Text Data - Classification/Regression/NER

- [AutoMM for Text Prediction - Quick Start](#). How to quickly train text prediction models with AutoMM.
- [AutoMM for Text Prediction - Multilingual Problems](#). How to use AutoMM to build models for non-English languages.
- [AutoMM for Named Entity Recognition - Quick Start](#). How to use AutoMM for entity extraction from text data.

B.2 Image Data – Classification / Regression

- [AutoMM for Image Classification - Quick Start](#). How to quickly train image classification models with AutoMM.
- [AutoMM for Zero-shot Image Classification](#). How to enable zero-shot image classification in AutoMM via pretrained CLIP.

B.3 Multimodal Data – Classification / Regression / NER

- [AutoMM for Image+Text+Tabular - Quick Start](#). How to use AutoMM to train a model on image, text, categorical, and numeric data.
- [AutoMM for Text+Tabular - Quick Start](#). How to apply AutoMM to multimodal data tables with a mix of text, categorical, and numeric columns.
- [AutoMM for Entity Extraction with Text and Image - Quick Start](#). How to use AutoMM to train a model for multimodal named entity recognition.

B.4 Image/Text Data – Semantic Matching

- [Text-to-text Semantic Matching with AutoMM - Quick Start](#). How to use AutoMM to train models for measuring the similarity of two text items.
- [Image-to-image Semantic Matching with AutoMM - Quick Start](#). How to use AutoMM to train models for measuring the similarity of two images.
- [Image-Text Semantic Matching with AutoMM - Quick Start](#). How to use AutoMM to train models for matching image and text data.
- [Image-Text Semantic Matching with AutoMM - Zero-shot](#). How to use AutoMM for zero-shot matching of image and text data.
- [Text Semantic Search with AutoMM](#). How to use semantic embeddings to improve search ranking performance.

B.5 Image Data – Object Detection

- [AutoMM for Object Detection - COCO Format](#). How to use AutoMM to quickly train a object detector on a dataset with the COCO format.
- [AutoMM for Object Detection - DataFrame Format](#). How to use AutoMM to quickly train a detector with the data in the DataFrame format.
- [Prepare COCO2017 Dataset](#). How to prepare COCO2017 dataset for object detection.
- [Prepare Pascal VOC Dataset](#). How to prepare Pascal VOC dataset for object detection.
- [Prepare Watercolor Dataset](#). How to prepare Watercolor dataset for object detection.
- [Prepare Pathhole Dataset](#). How to prepare Pathhole dataset for object detection.
- [Convert VOC Format Dataset to COCO Format](#). How to convert a dataset from the VOC format to the COCO format.
- [Finetune on COCO Format Dataset with Customized Settings](#). How to quickly customize high quality object detection model with AutoMM on COCO format datasets.

B.6 Image Data – Segmentation

- [AutoMM for Semantic Segmentation - Quick Start](#). How quickly train semantic segmentation models with AutoMM.

B.7 Advanced Topics

- [Single GPU Billion-scale Model Training via Parameter-Efficient Finetuning](#). How to take advantage of large foundation models with the help of parameter-efficient finetuning.
- [Hyperparameter Optimization in AutoMM](#). How to do hyperparameter optimization in AutoMM.
- [Knowledge Distillation in AutoMM](#) How to do knowledge distillation in AutoMM.
- [Customize AutoMM](#). How to customize AutoMM configurations.
- [AutoMM Presets](#). How to use AutoMM presets.
- [Few Shot Learning with AutoMM](#). How to use foundation models + SVM for few shot learning.
- [Handling Class Imbalance with AutoMM - Focal Loss](#). How to use AutoMM to handle class imbalance.
- [Faster Prediction with TensorRT](#). How to use TensorRT in accelerating AutoMM model inference.
- [Continuous Training with AutoMM](#). Different use cases for continuous training with AutoMM.

C Presets

In the experiments, AutoMM used the `best_quality` preset. Given a problem type, the hyperparameters are fixed, which means different datasets of the same problem type use the same hyperparameters without tuning. The detailed hyperparameters of each problem type are provided in Table 4.

The presets hyperparameters were determined through an offline search on our internal benchmark datasets. During this searching, we conducted random search for each task on the combinations of model backbone (task-specific model pools), feature pooling mode (CLS, mean), batch size (4, 8, 16, 32, 64, 128, 256), learning rate (1e-5, 1e-4, 1e-3), learning rate choice (layerwise decay, two-stage, single-stage), weight decay (1e-2, 1e-3, 1e-4), learning rate schedule (cosine decay, multi-step, polynomial decay, no decay), warmup steps (0.1, 0.2, 0.3), patience (5, 10, 20), validation check interval (0.5, 1), and epochs (10, 20, 30, 40, 50, 60). We used the budget of running 2000 jobs per task.

Based on the searched presets, we find that different tasks generally favor different foundation models. For example, the basic task uses `deberta-v3` as the text backbone, but the text-text matching uses `all-mpnet-base-v2`. Most preset hyperparameters of object detection and semantic segmentation are different from those the basic classification/regression. For instance, the basic task uses layerwise learning rate decay, object detection uses two-stage learning rate, and semantic segmentation utilizes a single-stage learning rate. While the presets of semantic matching are similar to the basic task, the learning rate of image-text matching is different from the basic task’s (1e-5 vs. 1e-4).

D Classification and Regression

D.1 Dataset Details

We have included datasets of a wide range of domains to evaluate on the classification and regression tasks, and summarized in Table 5.

Text Classification and Natural Language Understanding. We include datasets like `MLDoc-11000`[Schwenk and Li, 2018] and `ag_news`[Zhang et al., 2015] for document and news

	Multimodal Classification/Regression (best_quality)	Semantic Matching TTM (best_quality)	Semantic Matching IIM (best_quality)	Semantic Matching ITM (best_quality)	Object Detection (best_quality)	Semantic Segmentation (best_quality)
text model	deberta-v3-base	\	\	\	\	\
image model	swin_large	all-mpnet-base-v2	swin_large	\	\	\
tabular model	ft_transformer	\	\	\	\	\
task specific model	\	\	\	clip-vit-L14-336	dino-5scale_swin-l	sam-vit-huge
pooling_mode	cls	mean	\	\	\	\
batch_size	128	128	128	128	32	4
precision	16-mixed	16-mixed	16-mixed	16-mixed	16-mixed	16-mixed
learning_rate	1e-4	1e-4	1e-4	1e-5	1e-4	1e-4
lr_choice	layerwise_decay	layerwise_decay	layerwise_decay	layerwise_decay	two-stage	single_stage
layerwise_lr_decay	0.9	0.9	0.9	0.9	\	\
low_lr_layers	\	\	\	\	["backbone"]	\
lr_multiplier	\	\	\	\	0.1	\
weight_decay	0.001	0.001	0.001	0.001	0.0001	0.0001
gradient_clip_val	1	1	1	1	0.1	1
lr_schedule	cosine_decay	cosine_decay	cosine_decay	cosine_decay	multi-step	polynomial_decay
lr_steps	\	\	\	\	[30, 55]	\
warmup_steps	0.1	0.1	0.1	0.1	0.	0.
patience	10	10	10	10	20	10
val_check_interval	0.5	0.5	0.5	0.5	1.0	1.0
check_val_every_n_epoch	1	1	1	1	1	1
max_epochs	10	10	10	10	60	30
efficient_finetune	\	\	\	\	\	lora (r=32,a=32)

Table 4: Preset configuration of AutoMM for each problem type.

Dataset	Domain	Problem Type	#Train	#Val	#Test	#Category	Task Description
fashion_moist	Fashion	Multiclass	60000	0	10000	10	Identify fashion product categories
food101	Food	Multiclass	75750	0	25250	101	Identify food categories
Stanford_cars	Automotive	Multiclass	8144	0	8041	196	Identify car models
magnetic_tile_defects	Industrial	Multiclass	1008	0	336	6	Identify defects in tiles
European_flood_depth	Environmental Science	Binary	3153	0	557	2	Identify flood types
Oxford_flowers	Botany	Multiclass	1020	0	6149	102	Identify flower types
OxfordIIITPet	Veterinary	Multiclass	4436	1478	1479	37	Identify pet breeds
CD18_cellphone	Consumer Product	Regression	2532	0	633	NA	Predict cellphone price
HAM10000	Medical	Multiclass	10015	0	1512	7	Identify dermatological disease types
hateful_meme	Social Media	Binary	6800	0	1700	2	Detect harmful content
petfinder	Animal Welfare	Multiclass	11994	0	2999	5	Predict adoption speed
memotion	Social Media	Multiclass	5593	0	1399	5	Categorize sentiment
financial_news	Media	Multiclass	3876	0	969	3	Categorize sentiment
MLDoc-11000	Information Retrieval	Multiclass	9777	1223	4000	4	Document classification
gnad10	Social Media	Multiclass	8228	1017	1028	9	German news articles categorization
MultiATIS-5000	Travel	Multiclass	4424	554	891	17	Intent recognition
fb_dialog	Social Media	Multiclass	25288	3162	7799	12	Intent recognition
SNIPS	Technology	Multiclass	13084	700	700	7	Intent recognition
ag_news	Media	Multiclass	106666	13334	7600	4	Identify news topic
airbnb_melbourn	Real Estate	Multiclass	18316	0	4579	10	Predict price label
kick_start_funding	Business	Binary	86502	0	21626	2	Predict crowdfunding campaign's success
cloth_review	Fashion	Multiclass	18788	0	4698	5	Categorize sentiment
news_popularity	Media	Regression	24007	0	6002	NA	Predict the number of shares of news articles
California_house	Real Estate	Regression	37951	0	9488	NA	Predict house prices

Table 5: Basic Task Datasets

classification tasks. MLDoc-11000 is geared towards multilingual document classification, whereas ag_news focuses on categorizing news articles. The MultiATIS-5000[Xu et al., 2020] dataset is used for understanding user input in the context of the Air Travel Information System. SNIPS[Coucke et al., 2018] is another dataset aimed at natural language understanding, tailored for an AI assistant’s conversational understanding. The cloth_review[Agarap, 2018] dataset provides a basis for sentiment analysis in customer reviews for clothing items, and the financial_news[Malo et al., 2014] dataset is used for sentiment analysis within the financial domain.

Image Classification. For visual recognition tasks, we employ datasets like OxfordIIITPet[Parkhi et al., 2012], fashion_mnist[Xiao et al., 2017], food101[Bossard et al., 2014], and stanfordcars[Krause et al., 2013]. OxfordIIITPet[Parkhi et al., 2012] contains images for pet breed identification, fashion_mnist for clothing articles, food101 for various food categories, and stanfordcars for automobile models. These datasets vary in complexity and are standard benchmarks in the field of computer vision.

E-Commerce and Housing. The airbnb[air] dataset is included for predicting housing prices and could be used for recommendation systems within the housing rental market. Similarly, the cal_house[Pace and Barry, 1997] dataset provides data for California housing price prediction, which is a classic regression problem.

Medical Imagery. The ham10000[Tschandl et al., 2018] dataset is integral for medical image analysis, focusing on skin lesion classification for disease detection.

Defect Detection. We utilize magnetic_tiled_defects[Huang et al., 2020] dataset for defect detection in manufacturing processes. This dataset is used for automating quality control in an industrial setting.

Sentiment Analysis and Memetics. The hateful_meme[Kiela et al., 2021] and memotion[Mishra et al., 2023] datasets are curated for detecting sentiment and emotion in memes, which is an emerging field in natural language processing and computer vision.

Others. Additional datasets such as petfinder[pet] are used for pet adoption services, and news_popularity[Fernandes et al., 2015] for predicting the popularity of news articles, demonstrating the varied applications of machine learning across different sectors.

D.2 Baseline Methods

We considered several other AutoML frameworks as baselines, e.g. Auto-Sklearn, Auto-Keras, and H2O AutoML. However, among these, only Auto-Keras supports multimodal input.

D.3 Metrics

The metrics being used depend on the specific tasks.

For regression problems with continuous labels, we use the coefficient of determination, commonly known as R-squared (R^2):

$$R^2 = 1 - \frac{\sum_{i=1}^n (y_i - \hat{y}_i)^2}{\sum_{i=1}^n (y_i - \bar{y})^2},$$

where y_i is the value of the label, \hat{y}_i is the predicted value from the regression model, and \bar{y} is the mean of the actual values y_i over all n observations.

For binary classification tasks, we use the F1 score (f_1), which is the harmonic mean of precision and recall:

$$F1 = 2 \times \frac{\text{precision} \times \text{recall}}{\text{precision} + \text{recall}},$$

where

$$\text{precision} = \frac{\text{True Positive}}{\text{True Positive} + \text{False Positive}} \quad \text{and} \quad \text{recall} = \frac{\text{True Positive}}{\text{True Positive} + \text{False Positive}}$$

For multiclass classification tasks, we use the weighted F1 score ($f1_{\text{weighted}}$), which is a weighted average of the F1 score for each class, taking into account label imbalance:

$$F1_{\text{weighted}} = \sum_{i=1}^C w_i \cdot f1_i$$

where C is the number of classes, $F1_i$ is the F1 score for class i , w_i is the proportion of true instances for class i in the dataset.

All reported metrics are computed on a holdout test set not used for training or hyperparameter selection. Some of the datasets include a test set while others do not. In the cases where they do not, we randomly select 20% of the training data as the test set.

D.4 Setup

We used AutoMM’s `best_quality` presets for all datasets. Since there is no presets provided in Auto-Keras, we adopted the default configuration as suggested by their tutorial.

We used AWS EC2 `g4dn.12xlarge` instances equipped with 4 NVIDIA T4 GPUs for all experiment runs. The total GPU time used for training is about 852 hours, which includes 5 repeats with ablation studies on 24 datasets.

D.5 Ablation Studies

Given one pre-trained model, different fine-tuning techniques may result in performance variance. To tease apart the effects of various tricks used in fine-tuning, we conducted extensive ablation studies. AutoMM `best_quality` preset have 5 tricks applied (*cosine_decay*, *gradient_clip*, *greedy_soup*, *layerwise_lr_decay* and *weight_decay*). We conducted the experiment by adding each of the 5 tricks to the baseline separately with results presented in columns "`+ trick_name`", and also by applying all tricks to the baseline ("`+ all`"). The results are shown in Table 6. Our findings indicate significant performance improvements when employing greedy soup ("`+ greedy_soup`") or incorporating all fine-tuning enhancements ("`+ all`") compared to the baseline model without any modifications ("`AutoMM_base`"). Notably, the highest win-rate observed compared across all configurations in our study was achieved with the "`+ all`" configuration, recording a win-rate of 0.625 (15/24), which forms the basis for our "best_quality" preset.

E Object Detection

E.1 Dataset Details

Following [Fang et al., 2024], we choose to evaluate the performance on several downstream object detection datasets spanning diverse domains such as agriculture, medical, comic domain transfer, remote sensing, autonomous driving, and infrared imagery. We have excluded simpler datasets while incorporating larger and more intricate ones to ensure a comprehensive evaluation. These datasets are summarized in Table 7.

Agriculture. We choose `plantdoc` [Singh et al., 2020] dataset for plant disease detection and `deepfruits` [Sa et al., 2016] dataset for fruits detection. `Plantdoc` has 31 categories, containing 2328 images with 8353 bounding boxes for training and validation, and 239 images with 454 bounding boxes for testing. `Deepfruits` has 7 categories, containing 457 images with 2552 bounding boxes for training and validation, and 114 images with 589 bounding boxes for testing.

Medical Images. We choose `ChestX-Det10` [Liu et al., 2020] dataset for detection of Thoracic Abnormalities in chest X-ray and `deepleesion` [Yan et al., 2018] dataset for lesions detection in CT images. `ChestX-Det10` has 10 categories, containing 2320 images with 6863 bounding boxes for training and validation, and 459 images with 1476 bounding boxes for testing. `Deepleesion` has 1

Task	AutoMM_base	+ cosine_decay	+ grad_clip	+ greedy_soup	+ layerwise_lr_decay	+ weight_decay	+ all
fashion_mnist ↑	0.947(0.002)	0.947(0.002)	0.947(0.002)	0.955(0.001)	0.948(0.001)	0.946(0.003)	0.953(0.002)
food101 ↑	0.920(0.003)	0.921(0.001)	0.917(0.002)	0.935(0.002)	0.923(0.003)	0.917(0.003)	0.937(0.001)
stanfordcars ↑	0.877(0.003)	0.879(0.003)	0.871(0.007)	0.890(0.004)	0.881(0.003)	0.879(0.003)	0.892(0.002)
magneticdefects ↑	0.955(0.010)	0.964(0.008)	0.956(0.016)	0.961(0.007)	0.959(0.010)	0.961(0.008)	0.956(0.014)
europeanfloodepth ↑	0.785(0.017)	0.789(0.014)	0.786(0.014)	0.796(0.005)	0.786(0.010)	0.788(0.007)	0.790(0.008)
oxfordflowers ↑	0.991(0.002)	0.990(0.002)	0.991(0.003)	0.989(0.004)	0.991(0.001)	0.992(0.002)	0.989(0.003)
OxfordIIITPet ↑	0.955(0.005)	0.956(0.003)	0.952(0.003)	0.960(0.002)	0.958(0.006)	0.956(0.002)	0.958(0.003)
cd18 ↑	-0.037(0.506)	-2.209(4.705)	-1.368(3.740)	-0.033(0.507)	-1.649(3.426)	-1.827(4.392)	-1.843(4.477)
ham10000 ↑	0.532(0.042)	0.563(0.023)	0.594(0.024)	0.538(0.027)	0.588(0.017)	0.569(0.020)	0.608(0.014)
hateful_meme ↑	0.577(0.018)	0.589(0.027)	0.612(0.023)	0.590(0.020)	0.586(0.013)	0.599(0.012)	0.596(0.013)
petfinder ↑	0.398(0.008)	0.398(0.006)	0.402(0.007)	0.397(0.008)	0.403(0.006)	0.389(0.011)	0.408(0.006)
memotion ↑	0.446(0.014)	0.455(0.014)	0.458(0.021)	0.449(0.018)	0.457(0.014)	0.457(0.020)	0.467(0.013)
financial_news ↑	0.868(0.011)	0.866(0.013)	0.863(0.004)	0.870(0.012)	0.868(0.011)	0.868(0.006)	0.874(0.010)
MLDoc-11000 ↑	0.974(0.002)	0.973(0.003)	0.973(0.002)	0.977(0.001)	0.975(0.002)	0.973(0.002)	0.978(0.002)
gnad10 ↑	0.881(0.006)	0.874(0.007)	0.880(0.004)	0.889(0.006)	0.891(0.004)	0.880(0.008)	0.899(0.006)
MultiATIS-5000 ↑	0.989(0.001)	0.989(0.002)	0.990(0.001)	0.990(0.001)	0.987(0.004)	0.987(0.005)	0.990(0.003)
fb_dialog ↑	0.992(0.001)	0.992(0.001)	0.991(0.001)	0.993(0.000)	0.992(0.001)	0.991(0.001)	0.992(0.001)
SNIPS ↑	0.989(0.003)	0.986(0.003)	0.985(0.001)	0.988(0.003)	0.987(0.005)	0.989(0.002)	0.990(0.002)
ag_news ↑	0.935(0.002)	0.938(0.002)	0.938(0.001)	0.941(0.002)	0.941(0.002)	0.937(0.001)	0.944(0.001)
airbnb ↑	0.313(0.008)	0.309(0.007)	0.323(0.020)	0.314(0.009)	0.342(0.016)	0.305(0.012)	0.397(0.011)
kick_start ↑	0.331(0.166)	0.383(0.199)	0.296(0.255)	0.415(0.213)	0.590(0.009)	0.279(0.243)	0.609(0.005)
cloth_review ↑	0.719(0.010)	0.717(0.007)	0.722(0.002)	0.725(0.012)	0.730(0.005)	0.716(0.008)	0.735(0.004)
news_popularity ↑	0.008(0.001)	0.009(0.003)	0.008(0.001)	0.009(0.002)	0.012(0.001)	0.009(0.003)	0.014(0.003)
cal_house ↑	0.929(0.008)	0.931(0.002)	0.937(0.002)	0.929(0.003)	0.938(0.001)	0.929(0.004)	0.944(0.001)

Table 6: Ablation studies for the classification and regression experiments. The numbers indicate the average performance metric (and error bars) for each dataset as we introduce each option. The error bars are estimated using 5 independent repeats with different random seeds using $1.96 \times \text{std}/\sqrt{\#}$ of repeats.

Dataset	Domain	#Train	#Val	#Test	#Category	Task Description
plantdoc	Agriculture	8353	454	457	31	Detection of plant disease detection.
deepfruits		2552	0	589	7	Detection of fruits detection.
chest10	Medical	6863	0	1476	10	Detection of Thoracic Abnormalities in chest X-ray.
deeplesion		23785	5085	5121	1	Detection of lesions in CT images.
comic	Domain Transfer	3213	0	3175	6	Detection of common objects in comic domain.
dota	Remote Sensing	181746	54426	236172	15	Detection of objects in aerial images.
kitti	Autonomous Driving	38076	0	52457	3	Detection in self driving scenario.
thermal	Infrared	181	49	27	3	Detection for infrared images.

Table 7: Object Detection Datasets

categories, containing 22919 images with 23785 bounding boxes for training, 4889 images with 5085 bounding boxes for validation, and 4927 images with 5121 bounding boxes for testing.

Comic Domain Transfer. We choose comic [Inoue et al., 2018] dataset for detection of common objects in comic domain. Comic has 6 categories, containing 1000 images with 3213 bounding boxes for training and validation, and 1000 images with 3175 bounding boxes for testing.

Remote Sensing. We choose dota [Xia et al., 2018] dataset for for object detection in aerial images. Dota has 15 categories, containing 9305 images with 181746 bounding boxes for training and validation, and 2955 images with 54426 bounding boxes for testing.

Autonomous Driving. We choose KITTI [Geiger et al., 2012] dataset for for object detection in the self driving scenario. KITTI has 3 categories, containing 5481 images with 38076 bounding boxes for training and validation, and 7481 images with 52457 bounding boxes for testing.

Infrared Imagery. We choose Thermal Dogs and People [Ciaglia et al., 2022] dataset for for object detection for infrared images. Thermal Dogs and People dataset has 3 categories, containing 142 images with 181 bounding boxes for training, 41 images with 49 bounding boxes for validation, and 20 images with 27 bounding boxes for testing.

Dataset	Domain	#Train	#Val	#Test	Task Description
Kvasir	Medical	720	180	100	segment abnormal growths within gastrointestinal endoscopic images.
CVC-612	Medical	440	110	62	segment abnormal growths within gastrointestinal endoscopic images.
ISIC2017	Medical	200	600	150	segment various types of skin lesions.
CAMO	Natural Images	3636	404	250	segment objects that are concealed within complex backgrounds.
SBU	Natural Images	3677	408	638	recognize shadow regions within a scene.
Trans10K-v2	Natural Images	5000	1000	4428	multi-class transparent object segmentation.
Leaf	Agriculture	399	99	90	segment individual plant leaf diseases within agricultural images.
Road	Remote Sensing	1107	13	48	segment road or street regions within images or video frames.

Table 8: Semantic Segmentation Datasets

E.2 Baseline Methods

We compare AutoMM with baseline frameworks from both Vertex AI and Nvidia TAO. While Vertex AI offers efficient model development and deployment tools, it may have limitations in pricing flexibility and customization options compared to other solutions. In our experiment, we focused on evaluating Vertex AI only on four datasets using its "Higher accuracy (new)" option due to its high cost, while conducting a thorough comparison with Nvidia TAO using DINO [Zhang et al., 2022] with a pretrained FAN-L-Hybrid backbone [Zhou et al., 2022] for 60 epochs training. It's important to note that both Vertex AI and Nvidia TAO have specific data requirements, requiring additional preprocessing beyond the common COCO [Lin et al., 2014] format, while Nvidia TAO additionally requires configuration per dataset.

E.3 Metrics

For object detection evaluation, mAP [Lin et al., 2014] and AP50 [Lin et al., 2014] are the key metrics used for assessing both Nvidia Tao and AutoMM models. However, in the case of Vertex AI, only AP50 is reported as the evaluation metric in their service.

E.4 Raw Results

We provide the model performance in Table 2. However, due to the considerable time and computational resources required, we were unable to conduct multiple rounds of experiments for object detection tasks.

E.5 Setup

We use a AWS EC2 P4d.24xlarge server with 8x A100 40G GPUs for training and evaluating Nvidia TAO and AutoMM. For Vertex AI, we use their online service API.

F Semantic Segmentation

F.1 Dataset Details

Following [Zhong et al., 2024], we choose several datasets from real-world semantic segmentation scenarios including medical, natural images, agriculture and remote sensing. These datasets are summarized in Table 8.

Medical Images. We choose two polyp segmentation datasets Kvasir [Jha et al., 2020] and CVC-612 [Bernal et al., 2015], and one skin lesion segmentation dataset ISIC 2017 [Codella et al., 2018]. Kvasir contains 1000 images and CVC-612 includes 612 open-access images. We randomly divide a validation set comprising 20% of the images from the training set, for validation during training. ISIC 2017 provides 2000 images for training, 150 images for 643 validation and 600 images for testing.

Natural Images. We choose CAMO [Le et al., 2019] for camouflaged object segmentation, SBU [Vicente et al., 2016] for shadow detection, and Trans10K-v2 [Xie et al., 2021] dataset for

Method	Medical			Natural Images			Agriculture	Remote Sensing
	Kvasir	CVC-612	ISIC 2017	CAMO	SBU	Trans10K-v2	Leaf	Road
Detectron2	3.3	3.3	10.8	13.7	11.3	15.6	1.1	4.4
OpenSeg	3.2	3.2	6.6	9.4	9.1	15.0	1.3	2.7
AutoMM	5.2	5.2	8.3	15.3	15.7	22.2	1.5	5.1

Table 9: Training time (hours) of semantic segmentation experiments.

multi-class transparent object segmentation. CAMO provides 1000 images for training and 250 for testing. We train on the combined dataset consists of the training images from COD10K [Fan et al., 2020] and CAMO for 20 epochs, and test on the three datasets. Additionally, we randomly split 10% of the images from the training set for validation. SBU contains 4085 and 638 images for training and testing. We randomly split 10% of the images from the training set for validation. Trans10K-v2 contains background plus two main categories divided into 11 fine-grained categories, using 5000, 1000 and 4428 images for training, validation and testing, respectively.

Agriculture. We use Leaf [Rath, 2023] dataset for leaf disease segmentation. It contains 498 images for training and 90 images for testing. We randomly split the training images into 80% for training, 20% for validation.

Remote Sensing. We choose Massachusetts Roads Dataset [Mnih, 2013] for road segmentation, which contains 1107 images for training, 13 images for validation and 48 images for testing.

F.2 Baseline Methods

Detectron2 [Wu et al., 2019], developed by Facebook AI Research, is a cutting-edge library offering state-of-the-art detection and segmentation algorithms. We use its supported ‘SemanticFPN+PointTrend’ method as our baseline. PointRend [Kirillov et al., 2019] can be seamlessly integrated into instance and semantic segmentation tasks atop existing state-of-the-art models. And ‘SemanticFPN+PointTrend’ demonstrates superior performance on the Cityscapes [Cordts et al., 2016] semantic segmentation dataset.

OpenSeg [Contributors, 2019] is the official PyTorch implementation of the OCNNet [Yuan and Wang, 2018] series and SegFix [Yuan et al., 2020]. We choose its supported ‘OCR+RMI’ method, recognized as the state-of-the-art in their benchmark study. This method employs HRNet [Sun et al., 2019] as its backbone, ensuring the preservation of high-resolution representations throughout both the image encoding and decoding stages. Moreover, the training loss RMI loss [Zhao et al., 2019], effectively utilizes region mutual information (RMI) to model dependencies among pixels.

F.3 Metrics

We use S_α [Fan et al., 2017] and E_ϕ [Fan et al., 2018] as our metrics for polyp segmentation and camouflaged object segmentation. These metrics are widely acknowledged within these domains. S_α quantifies the similarity between predictions and ground-truths, while E_ϕ provides assessments at both pixel and global levels of similarity. We use Jaccard Index [Codella et al., 2018] for skin lesion segmentation as the ISBI 2017 challenge ranked methods according to it. We use Balanced Error Rate (BER) [Vicente et al., 2016] for shadow detection, which is a common metric in this area where shadow pixels are considerably less than non-shadow pixels. For leaf segmentation, road segmentation and transparent object detection, we use IoU metric.

Dataset	#Train	#Val	#Test	Pos Ratio	Task	Metric	Task Description
MRPC	3,261	815	1,725	0.67	TTM	ROC_AUC	identify if a sentence from a newswire article is a paraphrase of another
MultiNLI	160,000	40,000	9,834	0.33	TTM	ROC_AUC	identify if a sentence entails another sentence from different genres
Quora	323,442	40,430	40,429	0.37	TTM	ROC_AUC	identify if a Quora question is duplicate of another question
SciTail	18,870	4,717	2,126	0.37	TTM	ROC_AUC	identify if a sentence entails another sentence in the science domain
SNLI	293,282	73,321	6,605	0.50	TTM	ROC_AUC	identify if a human-written sentence entails another sentence
SOP	3,622	905	2,263	0.74	IIM	ROC_AUC	identify if two images are from the same online product
Airbnb	1,970	493	633	0.40	IIM	ROC_AUC	identify if two images are from the same room in Airbnb
CUB200	16,151	2,020	16,515	0.27	IIM	ROC_AUC	identify if two images are from the same subcategory of birds
iPanda50	4,000	1,000	2,000	0.30	IIM	ROC_AUC	identify if two images are from the same panda individual
SeaTurtleID	4,000	1,000	2,000	0.30	IIM	ROC_AUC	identify if two images are from the same turtle individual
CUB200-text	47,961	11,990	57,930	N/A	ITM, TIM	Recall@K	retrieve the most related image/text given the query text/image
Flower102-text	45,850	11,462	24,570	N/A	ITM, TIM	Recall@K	retrieve the most related image/text given the query text/image
MSCOCO	14,055	3,515	7,507	N/A	ITM, TIM	Recall@K	retrieve the most related image/text given the query text/image
Flickr30K	145,000	5,070	5,000	N/A	ITM, TIM	Recall@K	retrieve the most related image/text given the query text/image
IPC	14,579	2,490	2,492	N/A	ITM, TIM	Recall@K	retrieve the most related image/text given the query text/image

Table 10: Datasets used in Semantic Matching tasks, Text to Text Matching (TTM), Image to Image Matching (IIM), Text to Image Matching (TIM), Image to Text Matching (ITM). For ITM and TIM, the data only contains positive image-text pairs. For the metric Recall@K, we use K=1, 5, 10, and take the average as the final metric.

F.4 Raw Results

We provide the model performance in Table 3. By leveraging SAM’s parameter-efficient fine-tuning, our solution requires only the storage of trainable parameters for each task, unlike other toolboxes that necessitate the storage of entire trainable models for each task during fine-tuning. This enables us to alleviate storage burdens when dealing with multiple segmentation tasks in real-world scenarios, without significantly compromising performance.

Furthermore, our solution demonstrates the capacity to uphold relatively stable performance across datasets from various domains. While Detectron2 and OpenSeg outperform our method on certain datasets (e.g., Trans10K-v2) owing to their larger number of trainable parameters, our approach remains comparable within a performance margin of 6%. Notably, our method surpasses them by more than 10% on several other datasets, such as CAMO and Road.

Due to the considerable time and computational resources required, we were unable to conduct multiple rounds of experiments for semantic segmentation tasks. We run all the semantic segmentation experiments on a single NVIDIA V100 32G GPU. The total training time for each experiment is listed in Table 9.

G Semantic Matching

G.1 Dataset Details

Table 10 summarizes all the used semantic matching datasets. Below gives detailed descriptions of each dataset.

MRPC (Microsoft Research Paraphrase Corpus) [Dolan and Brockett, 2005] is a corpus consists of 5,801 sentence pairs collected from newswire articles. Each pair is labelled if it is a paraphrase or not by human annotators, which corresponds to matching or not matching in our experiments. We randomly select 20% of training data as validation data.

MultiNLI (Multi-Genre Natural Language Inference) [Williams et al., 2018] has 433K sentence pairs. It offers ten distinct genres (Face-to-face, Telephone, 9/11, Travel, Letters, Oxford University Press, Slate, Verbatim, Government and Fiction) of written and spoken English data. Each sentence pair is labelled as entailment, contradiction, or neutral. In our experiments, we label entailment as matching and contradiction and neutral as not matching. We randomly select 20% of training data as validation data.

Quora Duplicate Questions [Shankar et al., 2017] contains over 400,000 lines of potential question duplicate pairs. We label duplicate question pairs as matching and non-duplicate pairs as not matching.

	MRPC	MultiNLI	Quora	SciTail	SNLI
AutoMM	87.37 (0.06)	91.27 (0.04)	95.77 (0.01)	97.77 (0.01)	96.71 (0.01)
Sentence Transformer	88.89 (0.21)	91.76 (0.01)	96.33 (0.01)	96.93 (0.04)	96.78 (0.01)

Table 11: Comparisons on Text to Text Matching datasets. Mean and (Vairiance) are reported.

	SOP	Airbnb	CUB200	iPanda	SeaTurtle
AutoMM	97.08 (0.01)	99.56 (0.00)	97.83 (0.01)	82.43 (0.08)	88.40 (0.33)
Sentence Transformer	95.97 (0.03)	98.57 (0.02)	93.35 (0.01)	90.40 (0.31)	89.06 (0.06)

Table 12: Comparisons on Image to Image Matching datasets. Mean and (Variance) are reported.

SciTail [Khot et al., 2018] dataset is an entailment dataset created from multiple-choice science exams and web sentences. Each question and the correct answer choice are converted into an assertive statement to form the hypothesis. The premise is obtained from a large text corpus of web sentences. The premise-hypothesis pairs are labelled as entails and neutral, which corresponds to matching and not matching in our experiments. The dataset contains 27,026 examples and we randomly select 20% of training data as validation data.

SNLI (Stanford Natural Language Inference) consists of 570K sentence-pairs manually labeled as entailment, contradiction, and neutral. In our experiments, we label entailment as matching and contradiction as not matching and discard neutral labels.

SOP (Stanford Online Products) [Song et al., 2016] contains 12 categories of products. Each category has some products, and each product has several images captured from different views. In the experiments, we consider different views of the same product as matching and images from different products as not matching.

Airbnb Duplicate Image [Airbnb, 2020] contains interior and exterior house pictures scraped from Airbnb over three cities. Each image in this dataset has at least another image which is a duplicate of the same room. We regard the images of the same room as matching samples and images of different room as not matching.

CUB200 (Caltech-UCSD Birds-200) [Wah et al., 2022] is the most widely-used dataset for fine-grained visual categorization task. It contains 11,788 images of 200 subcategories belonging to birds. Reed et al. [2016] further provided 10 single-sentence descriptions for each image in the dataset, which we name as CUB200-text. In our experiments, we use this dataset for Image to Image Matching, Text to Image Matching and Image to Text Matching tasks. For Image to Image Matching, we randomly select a pair of images and label them as matching pairs if they are from the same category. For Text to Image Matching and Image to Text Matching, we use the image-text pairs from Reed et al. [2016].

iPanda-50 [Wang et al., 2021b] consists of 6,874 images of 50 giant panda individuals with 49 to 292 images per panda. The iPanda-50 dataset is used for fine-grained panda identification. In our experiments, we use it for Image to Image Matching. Similar to CUB200, we randomly select a pair of images and label them as matching pairs if they are from the same panda.

SeaTurtleID [Papafitsoros et al., 2022] is a public large-scale, long-span dataset with sea turtle photographs captured in the wild. It consists of 7774 images of 400 unique individuals collected within 12 years in 1081 encounters. Similar to iPanda-50, we use this dataset for Image to Image Matching, and we randomly select a pair of images and label them as matching pairs if they are from the same turtle.

Flower102 [Nilsback and Zisserman, 2008] is a fine-grained image classification dataset consisting of 102 flower categories. Each class consists of between 40 and 258 images. Reed et al. [2016] further provided 10 single-sentence descriptions for each image in the dataset, which we name as

	MSCOCO	Flickr30K	CUB200-text	Flower102-text	IPC
AutoMM	82.44 (0.13)	92.89 (0.46)	12.75 (0.12)	21.31 (0.01)	91.41 (0.11)
Sentence Transformer	76.58 (0.04)	88.31 (0.24)	15.72 (0.01)	24.34 (0.02)	90.12 (0.24)

Table 13: Comparisons on Text to Image Matching datasets. Mean and (Vairiance) are reported.

	MSCOCO	Flickr30K	CUB200-text	Flower102-text	IPC
AutoMM	90.29 (0.01)	98.26 (0.01)	21.67 (0.24)	31.44 (0.01)	91.45 (0.06)
Sentence Transformer	83.13 (0.58)	94.90 (0.12)	25.97 (0.03)	34.47 (0.11)	89.73 (0.22)

Table 14: Comparisons on Image to Text Matching datasets. Mean and (Vairiance) are reported.

Flower102-text. Similar to CUB200, we use this dataset for Image to Image Matching, Text to Image Matching and Image to Text Matching tasks. For Image to Image Matching, we randomly select a pair of images and label them as matching pairs if they are from the same category. For Text to Image Matching and Image to Text Matching, we use the image-text pairs from Reed et al. [2016]

MSCOCO [Lin et al., 2014] is a large-scale dataset for object detection, point detection and captioning. It contains 118K training images and 5K validation images. Each image has 5 text descriptions. We used the 5K validation images to build the Image to Text Matching dataset. The train/val/test ratio is roughly 6/1/3.

Flickr30K [Young et al., 2014] is a popular benchmark for sentence-based picture portrayal. The dataset is comprised of 31,783 images that capture people engaged in everyday activities and events. Each image has 5 descriptive captions. This dataset is commonly used as a standard benchmark for Image to Text and Text to Image Matching.

IPC (Image Paragraph Captioning) contains 19,561 images from the Visual Genome dataset [Krishna et al., 2017]. Each image contains one paragraph describing the image. The training/val/test sets contains 14,575/2,487/2,489 images.

G.2 Baseline Methods

We compare AutoMM with Sentence Transformer [Reimers and Gurevych, 2019] on semantic matching tasks. Sentence Transformer could compute embeddings for sentences, paragraphs, and images. The models are based on transformer networks like BERT / RoBERTa / XLM-RoBERTa / CLIP, etc. Text and image are embedded in vector space such that similar text and image are closer and can efficiently be found using cosine similarity. It also allows finetuning these embedding models on the target datasets to achieve maximal performance. For Text to Text Matching, we use its best text embedding model 'all-mpnet-base-v2'. For Image to Image, Image to Text and Text to Image Matching tasks, we use its best image-text embedding model 'CLIP-ViT-L-14'. We use its default hyperparameters for training. We run all the semantic matching experiments on a single NVIDIA A100 40G GPU.

G.3 Metrics

For Text to Text and Image to Image Matching tasks, we use Area Under the Receiver Operating Characteristic Curve (ROC_AUC) as the evaluation metric. For Image to Text and Text to Image Matching tasks, we follow the literature [Sarafianos et al., 2019] to use Recall@K (R@K), which is defined as the portion of queries whose ground truth is within the top-K responses. Specifically, we use the average of R@K, where K=1, 5, 10, as the evaluation metric.

Problem Type	#params (M)	#Trainable Params (M)	Peak Memory (MB)	Data Preprocessing Throughput (samples/s)	Training Throughput (samples/s)
classification/regression (Image + Text + Tabular)	183	183	6032	111240.6	142.7
semantic matching (TTM)	109	109	8346	150947.2	362.3
semantic matching (IIM)	194	194	9460	110602.5	75.8
semantic matching (ITM)	427	427	20042	440922.1	489.3
object detection	218	218	22398	3480.7	14.1
semantic segmentation	645	9	25916	16224.8	22.2

Table 15: Computational Complexity Analysis of AutoMM (Part 1)

G.4 Raw Results

We provide the detailed mean and variance of the model performance in Table 11-14. We repeat each experiment three times.

H Computational Complexity Analysis of AutoMM

To analyze the computational complexity and performance of AutoMM, we present two tables (Table 15 and Table 16) that showcase various computational metrics for each problem type in an AWS EC2 P4d.24xlarge instance with 8x A100 40G GPUs. The datasets selected for this analysis are Memotion Mishra et al. [2023], MRPC [Dolan and Brockett, 2005], Airbnb [Airbnb, 2020], CUB200 [Wah et al., 2022], Comic [Inoue et al., 2018], and Leaf [Rath, 2023], with per gpu batch size of 1, 8, 8, 8, 1, and 1 respectively for problem types classification/regression, semantic matching (TTM), semantic matching (IIM), semantic matching (ITM), object detection, and semantic segmentation.

The number of parameters and peak memory usage vary significantly across problem types, indicating the diverse computational requirements of AutoMM. Data preprocessing throughput is generally high, ranging from 3480.7 to 440922.1 samples/s, demonstrating AutoMM’s efficiency in handling data preprocessing tasks.

Training and validation throughput values provide insights into the model’s efficiency during the learning process, with the highest training throughput observed for semantic matching (ITM) at 489.3 samples/s and the lowest for object detection at 14.1 samples/s. Inference throughput showcases the model’s performance during the inference stage, with semantic matching (ITM) having the highest throughput at 9592 samples/s, and semantic segmentation having the lowest at 44.3 samples/s.

Result postprocessing throughput is generally high, ranging from 6523.2 to 183291085 samples/s, indicating AutoMM’s efficiency in processing and outputting results across various problem types.

The computational complexity analysis demonstrates the efficiency and scalability of AutoMM across different problem types, highlighting its potential for real-world applications. The tables aim to offer insights into the computational requirements and performance of AutoMM, enabling informed decision-making when applying this approach to specific use cases.

Problem Type	Validation Throughput (samples/s)	Inference Throughput (samples/s)	Inference FPS (single GPU single batch size)	Result Post-processing Throughput (samples/s)
classification/regression (Image + Text + Tabular)	303.9	1165.3	35.6	183291085
semantic matching (TTM)	1716.3	4072.5	41.3	229010.1
semantic matching (IIM)	164.2	131.7	16.0	79449796.9
semantic matching (ITM)	1998.3	9592	41.5	102204.8
object detection	66.7	62.5	8.9	6523.2
semantic segmentation	57	44.3	6.9	15640442

Table 16: Computational Complexity Analysis of AutoMM (Part 2)