

External Prompt Features Enhanced Parameter-efficient Fine-tuning for Salient Object Detection

Wen Liang¹, Peipei Ran², Mengchao Bai², Xiao Liu², P. Bilha Githinji¹, Wei Zhao², and Peiwu Qin¹

¹ Tsinghua Shenzhen International Graduate School, Tsinghua University, Shenzhen, China

² Central Media Technology Institute, Huawei, Shenzhen, China

Abstract. Salient object detection (SOD) aims at finding the most salient objects in images and outputs pixel-level binary masks. Transformer-based methods achieve promising performance due to their global semantic understanding, crucial for identifying salient objects. However, these models tend to be large and require numerous training parameters. To better harness the potential of transformers for SOD, we propose a novel parameter-efficient fine-tuning method aimed at reducing the number of training parameters while enhancing the salient object detection capability. Our model, termed **EX**ternal **P**rompt features **E**nhanced **a**dapte**R** **T**uning (ExPert), features an encoder-decoder structure with adapters and injectors interspersed between the layers of a frozen transformer encoder. The adapter modules adapt the pre-trained backbone to SOD while the injector modules incorporate external prompt features to enhance the awareness of salient objects. Comprehensive experiments demonstrate the superiority of our method. Surpassing former state-of-the-art (SOTA) models across five SOD datasets, ExPert achieves 0.215 mean absolute error (MAE) in ECSSD dataset with 80.2M trained parameters, 21% better than transformer-based SOTA model and 47% better than CNN-based SOTA model.

Keywords: Salient object detection · Segmentation · Adapter tuning · Prompt tuning · Vision language model.

1 Introduction

1.1 Motivation

Salient object detection (SOD) is a widely studied task in computer vision that outputs a binary mask of the visual salient objects in an image. The detection of salient objects can benefit various other computer vision tasks, such as semantic segmentation, instance segmentation, and object detection. In recent years, convolutional neural network (CNN) based models and transformer-based models have shown promising performance for SOD. However, although transformer-based models [26,20,14] generally outperform their CNN counterparts, they are

more computationally expensive due to their typically large number of parameters that are essential for achieving superior performance.

The encoder-decoder framework is widely used for salient object detection, which is defined as a binary semantic segmentation. Firstly, a vision encoder is initialized with pre-trained model weights from classification or segmentation models. The next step is to fine-tune the encoder and decoder on salient object detection datasets to extend the model to SOD task. The predicted salient masks are generated by the specific decoder with the extracted features. Beyond fine-tuning, training pre-trained backbone along with other new sophisticated modules can gain better performances. However, it necessitates an even larger number of trained parameters.

To fine-tune pre-trained transformer models efficiently with fewer parameters, we leverage adapter tuning [4] that selectively fine-tunes certain side connections within frozen transformer blocks, facilitating transferability to downstream tasks. However, only manipulating features of the frozen backbone does not effectively tackle the salient object detection task. In [10], some learnable prompt vectors are added to the transformer layers to fine-tune large transformer models for specific tasks. Inspired by the effectiveness of visual prompt tuning, we assume that features from external backbones can be employed as prompt features. The injection of suitable external prompt features can enhance the performance of SOD models in addition to adapter tuning.

1.2 Methods Overview

We propose **EX**ternal **P**rompt features **Enhanced adapteR** **T**uning (ExPert) model to parameter-efficiently tune pre-trained transformer backbones for salient object detection. ExPert is a backbone-agnostic model and can be extended to any transformer-based pre-trained backbones. Inspired by [4,16], ExPert uses the block-level¹ adapter module to tune the transformer backbone between each block unit. We denote the adapter of ExPert as E-adapter.

We also design a block-level injector module E-injector to receive external prompt features and inject them into the backbone so as to enhance salient features. The encoder backbone is frozen during training while the E-adapters, the E-injectors and the decoder are trained. The vision features from DINO [3], ViT [6] and BLIP [12] are chosen to verify the compatibility of our E-injector.

Moreover, we hypothesize that the captions of images are highly related to the salient elements. Based on this premise, ExPert interacts BLIP’s visual features and text embeddings of corresponding captions using cross attention. The best result was achieved by injecting the interacted features combined with ViT’s features to the backbone. Comprehensive experiments show that ExPert surpasses CNN-based SOTA models largely and performs better than previous transformer-based models.

¹ In [4], the adapter is a side connection of the feed forward function inside transformer block which is denoted as "FFT-level". In [16] and our ExPert, the adapter is a side connection between transformer block and is denoted as "block-level".

1.3 Contributions

Our main contributions lie in three aspects:

- We propose ExPert model to parameter-efficiently fine-tune pre-trained transformer backbones for salient object detection. ExPert is backbone-agnostic and can use different transformer-based backbones. Comprehensive experiments demonstrate the superiority of ExPert.
- We design the block-level E-adapter to parameter-efficiently adapt the pre-trained transformer backbones to salient object detection. The size of trained parameters of ExPert is only 80.2M.
- Our E-injector can receive different external prompt features and inject them to guide the backbone to extract salient features. Experiments demonstrate that the injection of features that contain rich semantic information boosts the performance largely.

2 Related Work

2.1 Salient Object Detection

CNN-based models are proficient at extracting local details. EGNNet [27] focuses on the complementarity between edge and content of salient objects by extracting edge information. U2Net [17] proposes a nested U-shape convolutional network to handle input with flexible sizes without any pre-training. Although requiring more computing costs, transformer-based models surpass CNN-based models in SOD because transformer can grasp the long-range semantic context of input images. SelfReformer [26] adopts a global branch to refine the local context branch with a multi-stage transformer backbone to achieve better long-range information extraction. EVP [16] fine-tunes SegFormer [22] with patch embedding prompt and Fourier transformation prompt to better differentiate objects.

2.2 Adapter Tuning and Visual Prompt Tuning

Adapter tuning is a method to fine-tune pre-trained models which was firstly proposed in [19] as a trainable side connection branch for parameter-efficient tuning. Later Houlsby et al. [9] used adapter tuning to parameter-efficiently train transformer-based language models. AdapterFormer [4] applies adapter tuning to Vision Transformer and achieves promising performance in multi-label classification. EVP [16] demonstrates that adapter tuning can effectively transfer pre-trained transformer-based models to downstream tasks such as salient object detection, camouflaged object detection, and other binary segmentation tasks.

Prompt [15] is originally used in natural language processing (NLP) to instruct pre-trained language model to understand and shift to new tasks. Prompt tuning has also developed rapidly in computer vision (CV) domain. An input-agnostic visual perturbation prompt is learned and fed to a model together with input images to repurpose pre-trained models to downstream tasks in [2].

Some learnable parameters are injected into transformer’s input space to efficiently fine-tune large-scale transformer models in [10]. ViT-Adapter [5] uses side branches to inject spatial prior into ViT to fine-tune the model for detection and segmentation tasks. These works all show that the injection of prompt information to the original backbone can guide pre-trained models for versatile downstream tasks.

3 Methods

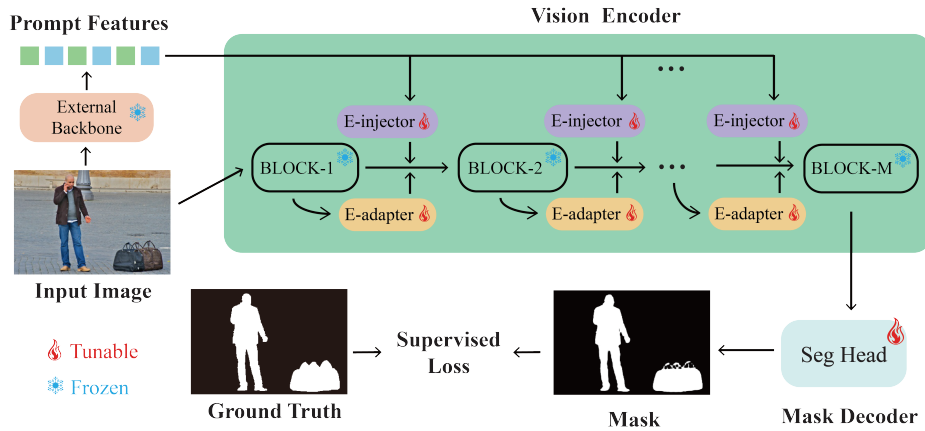


Fig. 1: The overall architecture of ExPert. During training, the vision encoder is frozen; only the E-adapters, E-injectors and the decoder are trained.

3.1 Overview

Salient object detection is an important task in computer vision field, which detects the most salient objects in an RGB image and outputs binary masks of these objects. Let $I \in \mathbb{R}^{H \times W \times 3}$ denote the input image and $G \in \mathbb{R}^{H \times W \times 1}$ the corresponding ground truth binary mask. The output binary mask of model is $M \in \mathbb{R}^{H \times W \times 1}$. Suppose the SOD model is \mathcal{F} and its parameters as θ , then the mask is calculated as $\mathcal{F}(I, \theta)$. The loss function \mathcal{L} in ExPert is a combination of binary cross entropy (BCE) loss and intersection over union (IoU) loss [25]. The training target is to minimize $\mathcal{L}(M, G)$ between M and G .

We propose an encoder-decoder model denominated as **EX**ternal **P**rompt features **Enhanced adapteR** **T**uning (ExPert) with block-level E-adapter and E-injector. The architecture of ExPert is shown in Fig. 1 and entails a vision encoder, a mask decoder, some E-adapter modules between the transformer blocks of vision encoder and some shared E-injectors for each feature scale.

Since SOD is defined as segmentation task which is similar to semantic segmentation, pre-trained transformer backbones for segmentation or classification are preferable. A multi-scale encoder of SegFormer [22] and its decoder are chosen as the backbone and the segmentation head of ExPert. E-adapter is a lightweight side connection module that helps to transfer pre-trained transformer backbone to salient object detection. In addition, E-injector is a lightweight side connection that projects vision features from other backbones as guiding prompts and injects these prompts into the encoder. The detailed structures of E-adapter and E-injector are in Fig. 3.

ExPert is trained in an end-to-end manner with image-mask pairs. During training, the vision encoder is frozen while the E-adapters, E-injectors and decoder are trained. Experiments demonstrate that the combined prompts of BLIP and ViT achieve the best result. As a backbone-agnostic model, ExPert can switch between different transformer backbones with simple modification while the decoder need to be specified according to different backbones.

3.2 Encoder and Decoder

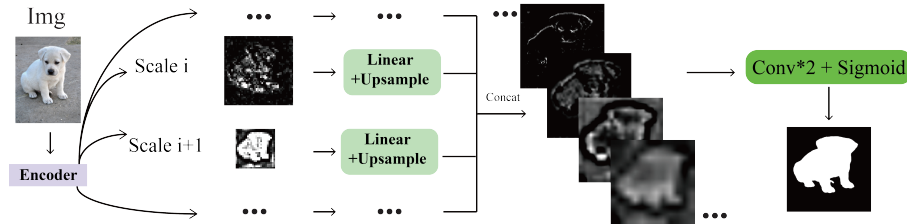


Fig. 2: The decoder of ExPert for multi-scale features. The illustration feature images is visualized by choosing a random slice of channel dimension. ExPert’s final mask is generated by resizing this mask to the original size.

Transformer backbones can be classified into two types according to whether the scale of features changes. One is the single-scale backbone and the other is the multi-scale backbone. The features of single-scale backbone keep the same size during the forward propagation while the multi-scale backbone’s features change size. For salient object detection, former researches [28,17,26] emphasized the importance of multi-scale feature fusion to get finer segmentation mask. Since multi-scale features is crucial to dense prediction for finer details, multi-scale backbones have an advantage over single-scale backbones in segmentation tasks. Therefore we choose the the MiT-B4 version of SegFormer [22] as our multi-scale backbone. The encoder of SegFormer has 4 stages of feature extraction and each stage has different scales of features. The decoder is kept intact as the original one as shown in Fig. 2.

For each stage of feature extraction, denote the output feature of i_{th} stage as F_i^{out} . A linear layer L_i projects F_i^{out} to align the dimension followed by a bilinear upsampling $\mathcal{U}()$ to align the scale. Then all aligned features from different stages are concatenated by $Cat()$ to get F_c . Finally, two convolution layers, C_{fuse} , C_{pred} and sigmoid function $\mathcal{S}()$ are applied for the mask generation. The mask M is generated as Eq. 2.

$$F_c = Cat\left(\sum_{i=1}^I \mathcal{U}(L_i(F_i^{out}))\right) \quad (1)$$

$$M = \mathcal{S}(C_{pred}(C_{fuse}(F_c))) \quad (2)$$

3.3 E-adapter

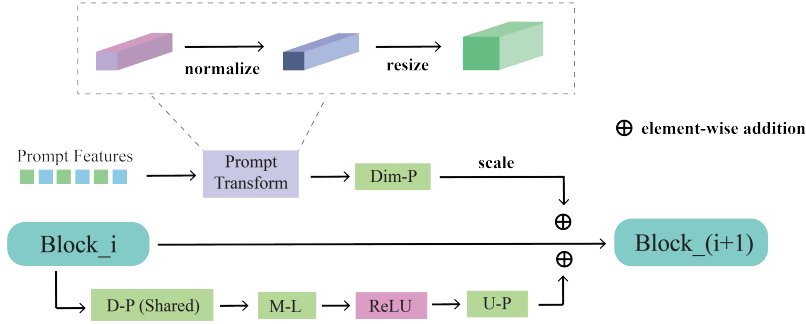


Fig. 3: The detailed structure of E-adapter and E-injector. D-P is down projection, M-L is median linear layer, U-P is up projection and Dim-P is dimension projection.

To fine-tune the transformer backbone in a parameter-efficient manner, we employ the adapter tuning method, which reduces the feature dimensionality through a bottleneck design, thereby diminishing the number of trained parameters. As shown in the bottom branch of Fig. 3, we propose the E-adapter, consisting of a down-projection layer with parameters P_e^d , a median linear layer L_e^m and an up-projection layer with parameters P_e^u . It is noteworthy that the down-projection of E-adapter is shared for features of the same scale in order to further diminish the number of trained parameters. The L_e^m and up-projection is independent for each E-adapter. The additional low-dimension L_e^m serves to increase the variability of E-adapter. Define the i_{th} block forward function as $\mathcal{B}_i()$, the $(i+1)_{th}$ block's feature F_{i+1} after the E-adapter is computed as Eq. 4.

$$F_i^{ad} = P_e^u \cdot ReLU(L_e^m(P_e^d \cdot F_i)) \quad (3)$$

$$F_{i+1} = \mathcal{B}_i(F_i) + F_i^{ad} \quad (4)$$

3.4 E-injector

Previous works [5,16] show that side connection module like adapter can introduce extra information to boost the model’s performance in object detection and segmentation tasks. We design the E-injector to inject external features from other backbones of same input images as guiding prompts into the encoder for salient object detection. E-injector’s structure is depicted in the top branch of Fig. 3.

If the number of injected prompt features is J , the j_{th} E-injector is composed of a prompt transformation \mathcal{T}_j and a dimension projection layer P_j^{dim} . Since visual prompts might vary in size and shape, a feature transformation \mathcal{T}_j fits the prompt feature F'_j to i_{th} layer’s feature F_i of the frozen backbone. \mathcal{T}_j is composed of a normalization and a resize operation. E-injector can receive different transformer features F'_j including the features from DINO, ViT and BLIP’s vision encoder. The output of E-injector F_j^{inj} is generated as Eq. 5. To better adjust the injector features to the backbone, a learnable scaling vector α_j is used to weight them. The $(i+1)_{th}$ block’s feature F_{i+1} is computed as Eq. 6.

$$F_j^{inj} = P_j^{dim} \cdot \mathcal{T}_j(F'_j) \quad (5)$$

$$F_{i+1} = \mathcal{B}_i(F_i) + F_i^{ad} + \sum_{j=1}^J F_j^{inj} \times \alpha_j \quad (6)$$

Finding suitable prompt features is crucial to the salient masks quality for E-injector. DINO [3] is a self-supervised model trained without labels that exhibits an obvious tendency to focus on objects in an image. Observing the attention maps of DINO reveals coarse masks that are nearly similar to the masks of the salient object, we assume this kind of object-aware features can aide pre-trained models to locate objects. Besides, considering that our multi-scale backbone has fewer layers of the full-size scale compared to ViT, our backbone’s whole perception of an image might be complemented by the features of ViT’s last layer. ExPert uses the features of ViT/B-16 as the auxiliary features for better global perception of images.

While piling up the features might strengthen the visual details, it is still hard to guide the model to recognize the notion of saliency. It is noteworthy that the caption naturally contains the descriptions of the salient objects in an image which are beneficial to SOD. Therefore, we envision that the caption of an image is highly related to the salient objects and contains the salient information. Some Vision Language Models (VLM) like BLIP [12] are trained

on large caption datasets.¹ The features from BLIP’s vision encoder trained with image-text labels, which contains rich semantic information of an image, is injected as semantic-enhanced features by E-injector.

To fully explore the rich semantic information in BLIP, we interact BLIP’s vision features and BLIP’s captions for better focus of salient objects. For an image I , the corresponding caption is generated by BLIP using beam search. The caption is tokenized and embedded by BLIP’s text encoder to get the text embedding T . The interacted feature is acquired via the cross-attention between the last layer vision feature V_b of BLIP and T . In each cross attention layer, V_b is projected as query and T is projected as key and value by linear projections. Experiments show that one cross-attention layer is enough for the interaction, more details can be found in the supplement file.

Since the features from ViT and similar model can refine the mask in details and the features from BLIP can inject semantic information to ExPert, we combine these two features together for E-injector. The final version of ExPert uses the feature from ViT’s last layer and the interacted feature by cross-attention from BLIP. Experiments show that the combination prompt version achieves the best performance. Unless specified, ExPert represents our best version.

4 Experiments

4.1 Experiment Setup

Implemented with PyTorch, ExPert is trained on DUTS [21] dataset with a batch size of eight using two V100 16G GPUs. The encoder and the decoder are initialized with the public released pre-trained weights of SegFormer and the other parameters are initialized randomly. The learning rate is set to $2e-4$ and the weight decay is set to zero.

We used ECSSD [23], DUT-OMRON [24], HKU-IS [11] and PASCAL-S [13] as the evaluation datasets. Four metrics are adopted for our model evaluation: the mean absolute error (MAE), the F-measure F_β [1], the maximum E-measure [8] and the S-measure [7]. More details on implementation, datasets and metrics can be found in the supplement file.

4.2 Comparison with SOTA Models

Quantitative Comparison We compare our model’s salient masks with four representative state-of-the-art models on five salient object detection datasets: DUTS-TR, DUT-OMRON, ECSSD, HKU-IS and PASCAL-S. Two CNN SOTA models EGNNet [27] and U2Net [17] are considered together with two transformer

¹ CLIP [18] is a well-know VLM model trained with millions of image-text pairs, however the text of CLIP is a simple sentence with the class name which is not the caption of the whole image. And the resolution of CLIP’s training images is $224*224$, the feature is $7*7$ with patch size of 32 which is too small to upsample. Therefore ExPert does not consider CLIP’s features.

Methods	DUTS-TE				DUT-OMRON				ECSSD			
	MAE↓	FM↑	EM↑	SM↑	MAE↓	FM↑	EM↑	SM↑	MAE↓	FM↑	EM↑	SM↑
EGNet	.0431	.8507	.9148	.8775	.0564	.7686	.8640	.8345	.0405	.9293	.9494	.9192
U2Net	.0443	.8477	.9102	.8737	.0544	.7930	.8794	.8466	.0330	.9408	.9572	.9276
EVP	.0297	.9033	.9521	.9016	.0485	.8195	.9047	.8529	.0303	.9475	.9636	.9335
SR	.0266	.9016	.9514	.9110	.0433	.8058	.8899	.8603	.0273	.9480	.9651	.9356
ExPert	.0231	.9158	.9594	.9179	.0429	.8399	.9101	.8711	.0215	.9550	.9707	.9422

(a)

Methods	HKU-IS				PASCAL-S				TP
	MAE↓	FM↑	EM↑	SM↑	MAE↓	FM↑	EM↑	SM↑	Size
EGNet	.0345	.9160	.9520	.9098	.0821	.8166	.8673	.8469	412.3M
U2Net	.0312	.9238	.9539	.9160	.0817	.8097	.8609	.8414	168.1M
EVP	.0253	.9426	.9694	.9294	.0674	.8486	.8930	.8701	14.1M
SR	.0241	.9406	.9689	.9309	.0600	.8513	.8978	.8807	349.7M
ExPert	.0198	.9498	.9747	.9375	.0538	.8670	.9099	.8932	80.2M

(b)

Table 1: The quantitative metrics of our best version of ExPert(ViT & BLIP+ Injection) and four SOTA models. Best results are in **bold**. SR is the abbreviation of SelfReformer. EVP and SR are two transformer-based SOTA models while EGNet and U2Net are two CNN-based SOTA models. The column of trained parameters (TP) shows the size of trained parameters of each model.

SOTA models SelfReformer [26] and EVP [16]. The metrics are calculated under the same condition using the prediction mask of different models¹. The prediction masks are all provided by the official release².

The results are shown in Table. 1. Our method achieves the best performance across all the SOTA models on all five datasets, which demonstrates the effectiveness of ExPert and the potential of transformer backbone on salient object detection. For MAE metric, ExPert surpasses the second best SelfReformer by 0.0058 (around 21% improvement) in ECSSD dataset and reaches 0.0198 in HKU-IS dataset. The superiority on all other three metrics demonstrates that ExPert has stronger competence to segment the salient objects in an image. Regarding the size of trained parameters, ExPert is more parameter efficient than all SOTA models except EVP which has a similar number of parameters as ExPert. Therefore, ExPert realizes a good trade-off between performance and size of trained parameters. Fig. 4 shows the F-measure curve and the precision-recall

¹ We use the public codes of [SOD_Evaluation_Metrics](#) to compute the metrics.

² EVP’s official mask is 352*352 which is not the original size, we resize the prediction map of EVP to the size of ground truth and then compute the metrics.

curve of ExPert and 4 SOTA models on five datasets. It is observable in these curves that our model consistently outperforms all other models.

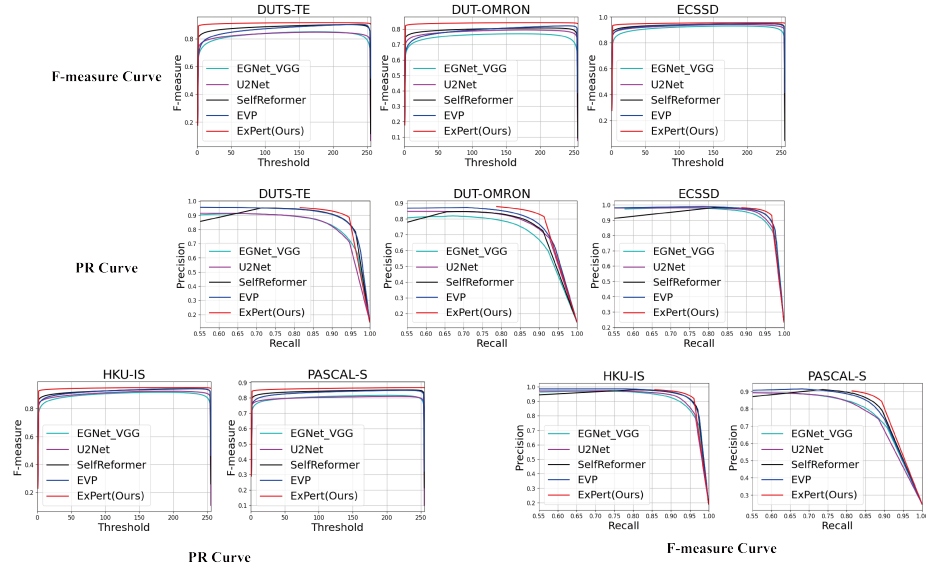


Fig. 4: The F-measure curve and the precision-recall (PR) curve of ExPert and four SOTA models on five datasets.

Qualitative Comparison In Fig. 5, we show the qualitative comparison between our model and SOTA models to give readers an intuitive comprehension. Compared to SOTA models, ExPert’s masks are more accurate in details and can distinguish some ambiguous scenarios like reflection in water in the second row. The head of the girl is similar to the tree of background in the first row while the hair and the cloth similar to the dark background are confusing in the fifth row. Four SOTA models can’t differentiate these nuances but ExPert can handle the ambiguity. In the first row, ExPert’s mask is even more accurate than the ground truth which contains all the hair. Moreover, the semantic information injection from BLIP aids ExPert to recognize the relationship between objects in an image. For example in the fourth row, the baggage on the ground are obviously related to the man. ExPert segments them out while some other SOTA models neglect the baggage or focus wrongly on the street lamp. Another example is the third row, the children in the car should be regarded as a whole with the car. Semantic information also assists ExPert in handling complex scenarios, such as shadow interference or color similarity. For instance, discerning the body of the deer in the shadow.




Fig. 5: The qualitative results of ExPert and four SOTA models. From left to right are the image, the ground truth, ExPert’s masks, EVP’s masks, SelfReformer’s masks, U2Net’s masks and EGNet’s masks. Better visual effect for zooming in.

4.3 Ablation study

Tuning methods: To verify the effectiveness of E-adapter on fine-tuning models for salient object detection, the performances of different fine-tuning methods are evaluated on ECSSD dataset. As shown in Table. 2, full fine-tuning achieves best performance but requires large size of trained parameters. Training from scratch and head tuning require large size of trained parameters and perform much worse than the other two tuning methods. As for adapter tuning, the performances is close to the fully tuned version but requires much fewer parameters.

Single-scale and multi-scale backbone: To compare the performance of single-scale backbone and multi-scale backbone, all fine-tuning methods are used to fine-tune MiT-B4 SegFormer and two of them are used to fine-tune ViT-B/16. The decoder of ViT is the same as [29], more details can be found in our supplement file. In Table. 2, training from scratch and adapter tuning of ViT are worse than the counterparts of SegFormer because multi-scale features can extract more detailed information in the images. Therefore, ExPert uses multi-scale pre-trained models as the encoder backbone for their finer details.

Adapter level: In [4], the adapter module is side connected inside the transformer block while in ExPert we use the block-level adapter, which is side connected between transformer blocks. In Table. 2, the block-level adapter performs better than the FFT-level adapter which demonstrates that in segmentation

Methods	MAE↓	max-FM↑	max-EM↑	SM↑	Trained Parameters
Scratch-S	0.0784	0.8552	0.8758	0.8085	733.8MB
Head tune-S	0.0740	0.8922	0.9292	0.8444	36.1MB
Full tune-S	0.0282	0.9501	0.9679	0.9320	733.8MB
Adapter tune-S	0.0354	0.9447	0.9626	0.9193	50.9MB
Adapter tune-S-FFT	0.0383	0.9446	0.9612	0.9152	48.0MB
From scratch-V	0.0312	0.9412	0.9648	0.9264	1093.7MB
Adapter tune-V	0.0362	0.9300	0.9569	0.9163	130.3MB

Table 2: The results on ECSSD datasets of different fine-tune methods. Scratch refers to training from scratch. Head tune and full tune denote head tuning and full fine-tuning respectively. Adapter tune uses the block-level E-adapter to adapter tune pre-trained models. "-S" means the SegFormer backbone. "-V" means the ViT-B/16 backbone. "-FFT" means the adapter is of FFT level, otherwise the block-level. The metric in **bold** is the best.

task the block-level adapter are more advantageous. We suppose that the self-attention layers are also important in image recognition and should also be covered by adapters.

Prompt feature: To verify the effectiveness of E-injector and different prompt features, we denote the baseline model as the multi-scale encoder with E-adapter but without E-injector. In Table. 3, we compared E-injector with five prompt features to the baseline. Injecting DINO features as prompt features performs better than the baseline, which shows that object-aware features from DINO can guide the encoder to focus more on salient objects. The ViT features injection is better than the DINO features injection, suggesting that pre-trained models' semantic information can further boost SOD performance. Additionally, although multi-scale backbone can extract multi-scale salient features, its global layers are usually shallower than single-scale. This weakness can be repaired by the injection of ViT's features which go through more layers of the full-size scale.

Compared to the injection of ViT's features, the injection of BLIP's vision feature performs better. Since BLIP is trained with image-text pair, the semantic recognition of BLIP is stronger than ViT which is trained with image-label pair. This indicates that semantic information is critical for model to detect salient objects. The BLIP+ injection version surpasses BLIP Injection version, verifying that our cross-attention interaction between BLIP's image features and caption embeddings highlight successfully the salient regions. The best performance comes from the combination of ViT's feature and the BLIP+ feature, which capture both the detailed large scale features and the rich semantic information.

5 Conclusion

We introduce the **EX**ternal **P**rompt features **EN**hanced **adapteR** **T**uning (**ExPert**) model, designed to efficiently fine-tune pre-trained transformer models

Methods	MAE↓	max-FM↑	max-EM↑	SM↑	Trained Parameters
Baseline	0.0354	0.9447	0.9626	0.9193	
DINO Inject	0.0298	0.9473	0.9625	0.9330	60.0MB
ViT Inject	0.0272	0.9497	0.9654	0.9357	60.0MB
BLIP Inject	0.0249	0.9516	0.9681	0.9380	60.0MB
BLIP+ Inject	0.0231	0.9534	0.9689	0.9408	80.2MB
ViT & BLIP+ Inject	0.0215	0.9550	0.9707	0.9422	80.2MB

Table 3: The results on ECSSD datasets of different prompt features for E-adapter. BLIP+ represents the interacted features after cross-attention of BLIP. Baseline only uses the E-adapter in 3.3 without the E-injector.

for salient object detection. E-adapter efficiently tailors pre-trained backbones to extract salient features, while E-injector integrates various external features as guiding prompts, enhancing the localization of salient objects. Additionally, to enhance the representation of fine details, ExPert incorporates ViT features into the backbone to complement shallow global layers. Furthermore, to capture the relationship between image content and salient elements, the image-text interaction features from BLIP are integrated into the encoder, enabling better differentiation of complex scenarios. Comprehensive experiments demonstrate the superior performance of our ExPert over both state-of-the-art CNN-based and transformer-based models across five validation datasets.

Looking ahead, further enhancement of ExPert may include exploration of additional prompt features. It is possible to inject other prompt features such as color or texture information into the backbone. Moreover, ExPert’s paradigm could also be applied to other segmentation tasks, such as semantic segmentation and panoptic segmentation. We leave these possible directions for future research to study.

External Prompt Features Enhanced Parameter-efficient Fine-tuning for Salient Object Detection

Supplementary Material

Wen Liang¹, Peipei Ran², Mengchao Bai², Xiao Liu², P. Bilha Githinji¹, Wei Zhao², and Peiwu Qin^{1✉}

¹ Tsinghua Shenzhen International Graduate School, Tsinghua University, Shenzhen, China

² Central Media Technology Institute, Huawei, Shenzhen, China

This is the supplementary file for our ExPert model and additional experiment results. Contents are organized as follows:

- *More details of ExPert. 1*
- *More details of datasets and metrics. 2*
- *Additional ablation experiments. 3*
- *Additional qualitative results. 4*

1 More details of ExPert

The input image size of our model is 384*384, if the original size is not 384*384, we resize the input images to the certain size. The 384*384 resolution is used for ViT-B/16 [6] and MiT-B4 version of SegFormer [22] both training and inferring.

We also tried the single-scale pre-trained model ViT-B/16 as the backbone of ExPert. Since ViT model is trained for classification task, the decoder should change to a matched one. A simple decoder is adopted for ViT which is drawn from SETR [29]. For $N(=12)$ ViT layers, $N/4$ layers are selected with an interval of 4 as the feature set $Z_s = \{f_2, f_5, f_8, f_{11}\}$ where f_i is the vision feature of i_{th} layer. Let $\mathcal{U}()$ as the upsampling, $Cat()$ as the concatenate operation applied to all f_i in Z_s and $\mathcal{S}()$ as the Sigmoid Function. The Mask M is generated as Eq. 2 where F_c is the concatenated feature. $Conv2()$ represents two convolution layers with an activation layer and $Conv()$ represents a single convolution layer.

$$F_c = Cat(\mathcal{U}(Conv2(f \in Z_s))) \quad (1)$$

$$M = \mathcal{S}(\mathcal{U}(Conv(F_c))) \quad (2)$$

2 More details of datasets and metrics

Training dataset: We use DUTS [21] as our training dataset following the previous works. DUTS is the largest salient object detection benchmark that

contains training dataset and test dataset, including respectively 10,553 iamges and 5,019 images. The training images are all from the ImageNet DET training or val sets with sizes of slight difference. We use the test set of DUTS as our validation and evaluation dataset.

Evaluation dataset: We used ECSSD [23], DUT-OMRON [24], HKU-IS [11] and PASCAL-S [13] as the evaluation datasets. ECSSD dataset contains 1,000 real-world images across different domains with salient objects. DUT-OMRON is a challenging dataset with 5,168 high quality images with complex background and various kinds of objects. HKU-IS dataset has 4,447 well-annotated images characterised by multiple objects in diverse scenarios. PASCAL-S is a subset of PASCAL VOC segmentation validation dataset, containing 850 images. Unless specified, we used ECSSD for our default evaluation datasets for ablation experiments.

Evaluation metric: Four metrics are adpoted for our model evaluation. The first metric is the mean absolute error (MAE) as shown in Eq. 3, which computes the average pixel difference between predicted maps and ground truth labels. The smaller value of MAE signifies better performance.

$$MAE = \frac{1}{H \times W} \sum_{i=1}^H \sum_{j=1}^W |pred(i, j) - gt(i, j)| \quad (3)$$

The second metric is F-measure F_β [1] which is obtained leveraging the precision and the recall as Eq. 4. The precision and recall are computed using different thresholds from 0 to 255 between the predicted map and the ground truth. The β^2 is set to 0.3 followed the former works. We use the maximum F_β for performance of each method. The larger value of F_β signifies better performance.

$$F_\beta = \frac{(1 + \beta^2) Precision \times Recall}{\beta^2 \times Precision + Recall} \quad (4)$$

We also use the maximum E-measure [8] and the S-measure [7] as validation metrics. E-measure considers both pixel-level errors and image-level errors. S-measure is used to compare the structure similarity of the predicted map and the ground truth with region-aware and object-aware similarity. These two metrics are both better when their values are larger.

3 Additional ablation experiments

As shown in Table. 1, one cross attention is enough for the interaction and achieves the best performance. We assume that the model pre-trained by image-caption pair does not need too much cross attention interaction to highlight the relevant regions in images of text. Besides, less cross attention layers can furthurr reduce the size of trained paramters.

Methods	MAE↓	max-FM↑	max-EM↑	SM↑
L=1	0.0231	0.9534	0.9689	0.9408
L=2	0.0270	0.9465	0.9624	0.9349
L=4	0.0278	0.9475	0.9644	0.9332
L=8	0.0290	0.9503	0.9663	0.9315

Table 1: The results on ECSSD datasets of ExPert using E-adapter and E-injector with BLIP’s interacted features. L refers to different numbers of cross attention layers. The best performance is in **bold**.

4 Additional qualitative results

Fig. 1 shows some more examples of qualitative results between ExPert and four SOTA models. ExPert can differentiate the salient objects that are similar to or camouflaged in the background, for example, the second row, the third row and the fourth row. Owing to the injection of semantic information, ExPert can handle the ambiguity between different objects in an image, for example, the first row and the fifth row. What’s more, the injection of ViT’s feature makes up the shallow layers of the full-size scale feature extraction stage of multi-scale backbone. As a result, ExPert can discover some details hard to find. For example the nearly transparent wing of the insect in the sixth row. Finally, injection of the complementary features and the semantic information can help ExPert differentiate the shadow distraction in the seventh row where other SOTA models struggles to discern the legs of the man.




Fig. 1: The qualitative results of ExPert and four SOTA models. From left to right are the image, the ground truth, ExPert's masks, EVP's masks, SelfReformer's masks, U2Net's masks and EGNet's masks. Better visual effect for zooming in.

References

1. Achanta, R., Hemami, S., Estrada, F., Susstrunk, S.: Frequency-tuned salient region detection. In: 2009 IEEE conference on computer vision and pattern recognition. pp. 1597–1604. IEEE (2009)
2. Bahng, H., Jahanian, A., Sankaranarayanan, S., Isola, P.: Exploring visual prompts for adapting large-scale models. arXiv preprint arXiv:2203.17274 (2022)
3. Caron, M., Touvron, H., Misra, I., Jégou, H., Mairal, J., Bojanowski, P., Joulin, A.: Emerging properties in self-supervised vision transformers. In: Proceedings of the IEEE/CVF international conference on computer vision. pp. 9650–9660 (2021)
4. Chen, S., Ge, C., Tong, Z., Wang, J., Song, Y., Wang, J., Luo, P.: Adaptformer: Adapting vision transformers for scalable visual recognition. *Advances in Neural Information Processing Systems* **35**, 16664–16678 (2022)
5. Chen, Z., Duan, Y., Wang, W., He, J., Lu, T., Dai, J., Qiao, Y.: Vision transformer adapter for dense predictions. arXiv preprint arXiv:2205.08534 (2022)
6. Dosovitskiy, A., Beyer, L., Kolesnikov, A., Weissenborn, D., Zhai, X., Unterthiner, T., Dehghani, M., Minderer, M., Heigold, G., Gelly, S., et al.: An image is worth 16x16 words: Transformers for image recognition at scale. arXiv preprint arXiv:2010.11929 (2020)
7. Fan, D.P., Cheng, M.M., Liu, Y., Li, T., Borji, A.: Structure-measure: A new way to evaluate foreground maps. In: Proceedings of the IEEE international conference on computer vision. pp. 4548–4557 (2017)
8. Fan, D.P., Gong, C., Cao, Y., Ren, B., Cheng, M.M., Borji, A.: Enhanced-alignment measure for binary foreground map evaluation. arXiv preprint arXiv:1805.10421 (2018)
9. Houlisby, N., Giurgiu, A., Jastrzebski, S., Morrone, B., De Laroussilhe, Q., Gesmundo, A., Attariyan, M., Gelly, S.: Parameter-efficient transfer learning for nlp. In: International Conference on Machine Learning. pp. 2790–2799. PMLR (2019)
10. Jia, M., Tang, L., Chen, B.C., Cardie, C., Belongie, S., Hariharan, B., Lim, S.N.: Visual prompt tuning. In: European Conference on Computer Vision. pp. 709–727. Springer (2022)
11. Li, G., Yu, Y.: Visual saliency based on multiscale deep features. In: Proceedings of the IEEE conference on computer vision and pattern recognition. pp. 5455–5463 (2015)
12. Li, J., Li, D., Xiong, C., Hoi, S.: Blip: Bootstrapping language-image pre-training for unified vision-language understanding and generation. In: International Conference on Machine Learning. pp. 12888–12900. PMLR (2022)
13. Li, Y., Hou, X., Koch, C., Rehg, J.M., Yuille, A.L.: The secrets of salient object segmentation. In: Proceedings of the IEEE conference on computer vision and pattern recognition. pp. 280–287 (2014)
14. Liu, N., Zhang, N., Wan, K., Shao, L., Han, J.: Visual saliency transformer. In: Proceedings of the IEEE/CVF international conference on computer vision. pp. 4722–4732 (2021)
15. Liu, P., Yuan, W., Fu, J., Jiang, Z., Hayashi, H., Neubig, G.: Pre-train, prompt, and predict: A systematic survey of prompting methods in natural language processing. *ACM Computing Surveys* **55**(9), 1–35 (2023)
16. Liu, W., Shen, X., Pun, C.M., Cun, X.: Explicit visual prompting for universal foreground segmentations. arXiv preprint arXiv:2305.18476 (2023)
17. Qin, X., Zhang, Z., Huang, C., Dehghan, M., Zaiane, O.R., Jagersand, M.: U2-net: Going deeper with nested u-structure for salient object detection. *Pattern recognition* **106**, 107404 (2020)

18. Radford, A., Kim, J.W., Hallacy, C., Ramesh, A., Goh, G., Agarwal, S., Sastry, G., Askell, A., Mishkin, P., Clark, J., et al.: Learning transferable visual models from natural language supervision. In: International conference on machine learning. pp. 8748–8763. PMLR (2021)
19. Rebuffi, S.A., Bilen, H., Vedaldi, A.: Learning multiple visual domains with residual adapters. *Advances in neural information processing systems* **30** (2017)
20. Ren, S., Wen, Q., Zhao, N., Han, G., He, S.: Unifying global-local representations in salient object detection with transformer. arXiv preprint arXiv:2108.02759 (2021)
21. Wang, L., Lu, H., Wang, Y., Feng, M., Wang, D., Yin, B., Ruan, X.: Learning to detect salient objects with image-level supervision. In: Proceedings of the IEEE conference on computer vision and pattern recognition. pp. 136–145 (2017)
22. Xie, E., Wang, W., Yu, Z., Anandkumar, A., Alvarez, J.M., Luo, P.: Segformer: Simple and efficient design for semantic segmentation with transformers. *Advances in Neural Information Processing Systems* **34**, 12077–12090 (2021)
23. Yan, Q., Xu, L., Shi, J., Jia, J.: Hierarchical saliency detection. In: Proceedings of the IEEE conference on computer vision and pattern recognition. pp. 1155–1162 (2013)
24. Yang, C., Zhang, L., Lu, H., Ruan, X., Yang, M.H.: Saliency detection via graph-based manifold ranking. In: Proceedings of the IEEE conference on computer vision and pattern recognition. pp. 3166–3173 (2013)
25. Yu, J., Jiang, Y., Wang, Z., Cao, Z., Huang, T.: Unitbox: An advanced object detection network. In: Proceedings of the 24th ACM international conference on Multimedia. pp. 516–520 (2016)
26. Yun, Y.K., Lin, W.: Selfreformer: Self-refined network with transformer for salient object detection. arXiv preprint arXiv:2205.11283 (2022)
27. Zhao, J.X., Liu, J.J., Fan, D.P., Cao, Y., Yang, J., Cheng, M.M.: Egnnet: Edge guidance network for salient object detection. In: Proceedings of the IEEE/CVF international conference on computer vision. pp. 8779–8788 (2019)
28. Zhao, T., Wu, X.: Pyramid feature attention network for saliency detection. In: Proceedings of the IEEE/CVF conference on computer vision and pattern recognition. pp. 3085–3094 (2019)
29. Zheng, S., Lu, J., Zhao, H., Zhu, X., Luo, Z., Wang, Y., Fu, Y., Feng, J., Xiang, T., Torr, P.H., et al.: Rethinking semantic segmentation from a sequence-to-sequence perspective with transformers. In: Proceedings of the IEEE/CVF conference on computer vision and pattern recognition. pp. 6881–6890 (2021)