

# Program Environment Fuzzing

Ruijie Meng  
National University of Singapore  
Singapore  
ruijie@comp.nus.edu.sg

Gregory J. Duck\*  
National University of Singapore  
Singapore  
gregory@comp.nus.edu.sg

Abhik Roychoudhury  
National University of Singapore  
Singapore  
abhik@comp.nus.edu.sg

## ABSTRACT

Computer programs are not executed in isolation, but rather interact with the execution environment which drives the program behaviours. Software validation and verification methods, such as greybox fuzzing, thus need to capture the effect of possibly complex environmental interactions, including files, databases, configurations, network sockets, human-user interactions, and more. Conventional approaches for environment capture in symbolic execution and model checking employ environment modelling, which involves manual effort. In this paper, we take a different approach based on an extension of greybox fuzzing. Given a program, we first record all observed environmental interactions at the kernel/user-mode boundary in the form of system calls. Next, we replay the program under the original recorded interactions, but this time with selective mutations applied, in order to get the effect of different program environments—all without environment modelling. Via repeated (feedback-driven) mutations over a fuzzing campaign, we can search for program environments that induce crashing behaviours. Our `EFUZZ` tool found 33 zero-day bugs in well-known real-world protocol implementations and GUI applications. Many of these are security vulnerabilities and 14 CVEs were assigned.

## CCS CONCEPTS

• Security and privacy → Software security engineering.

## KEYWORDS

greybox fuzzing; program environment; software testing

## 1 INTRODUCTION

Computer programs are not executed in isolation, but rather interact with complex *execution environment* which drives the program’s behaviours. Inputs received from the environment, such as configuration files, terminal input, human-user interactions, and network sockets, directly affect the internal program state which, in turn, governs how the program executes. Outputs sent to the environment, such as terminal output and sockets, provide useful clues that reflect these program states and behaviours. If the program is buggy, some environmental interactions may cause the program to crash or otherwise misbehave. *Fuzz testing* (or *fuzzing*) [7] is a widely-used automatic method that can check for such program (mis)behaviour. Ideally, fuzzing should be executed under different execution environments to comprehensively explore diverse program behaviours. However, capturing the effect of complex environments has always been a challenge for program-checking methods—be it software verification, analysis, or testing. A dominant approach for handling different environments is *environment modelling*, which is used by

verification and analysis methods including model checking and symbolic execution.

Algorithmic verification methods, such as model checking, work by conducting a search over the space of program states. Thus to verify an open software system interacting with the environment, model-checking methods typically describe the environment as a separate process. This process captures an *over-approximation* of possible behaviours that could be exhibited by real concrete environments. The environment process is then composed with the open software system, forming a closed system which can then be subjected to the search algorithm. Environment synthesis for model checking has been studied in works such as [34]. These approaches depend on user-provided specifications to implement a *safe* approximation of the environment, and do not use concrete environments to demonstrate program errors.

In symbolic analysis methods [5, 11] and tools such as KLEE [10], environment capture is handled by redirecting calls to “environment models”. These models are hand-written C code, specifically, the KLEE paper [10] mentions writing 2500 lines of C code to implement 40 system calls. Note that even these are simplified descriptions of the system calls. Although this approach is modelling-based, these works show a more direct attempt to handle program inputs from different environmental sources such as files, networks, etc.

In this paper, we take a fresh look at the problem of program environment capture, and provide a solution in the context of fuzz testing. Greybox fuzzing uses a biased random search over the domain of program inputs to find crashes and hangs. We aim to extend greybox fuzzing over the *full environment* without resorting to modelling. Our approach is to first run the program normally, but to also *record* all interactions between the program and environment that can be observed at the user/kernel-mode boundary (e.g., *system calls*). These interactions serve as the set of initial seeds. Next, the program is iteratively run again as part of a fuzzing loop, but this time *replaying* the original recorded interactions. During the replay, the fuzzer will opportunistically mutate inputs to observe the effect of environments different from that of the original recording. In effect, the program environment is fuzzed at the system call layer. Even though fuzzing is also built on search, our approach does not conduct any abstraction of possible environments, but rather always works in the space of real (concrete) environments.

We present a generic approach for fuzzing the *full* program environment. Existing greybox fuzzers are limited to fuzzing *specific* input sources, such as an input file specified by the command line (e.g., AFL [35] and AFL++ [17]), or a network socket over a specific network port (e.g., AFLNET [29] and NYX-NET [32]). Our approach extends the scope of fuzzing to include *all* environmental inputs, meaning that any input is considered a fuzz target, regardless of source. We also propose a generic fuzzing algorithm to (implicitly)

\*Joint first author

generate different program environments, thereby exploring diverse program behaviours. We have implemented our approach of program environment fuzzing in the form of a new greybox fuzzer called  $\mathcal{E}$ FUZZ. We evaluate  $\mathcal{E}$ FUZZ against two categories of user-mode programs under Linux: network protocol implementations and GUI applications, both of which are considered challenging subjects for existing fuzzers [7, 17]. In real-world and well-known applications, such as Vim and GNOME applications,  $\mathcal{E}$ FUZZ found 33 previously unknown bugs (24 bugs confirmed by developers, which include 14 new CVEs). The zero-day bugs found include null-pointer dereferences, buffer overreads, buffer overwrites, use-after-frees, and bad frees, all triggered by fuzzing diverse environmental inputs including sockets, configuration files, resources, cached data, etc.

In summary, we make the following main contributions:

- We propose a new greybox fuzzing methodology to capture the effect of complex program environments—all without environment modelling or manual effort.
- We present a new fuzzing algorithm based on the full environmental record and replay at the user/kernel-mode boundary.
- We implemented the approach as a generic fuzzer ( $\mathcal{E}$ FUZZ) capable of testing various program types, including two categories of recognized challenging subjects. In our evaluation, we found 33 previously unknown bugs and received 14 CVE IDs.

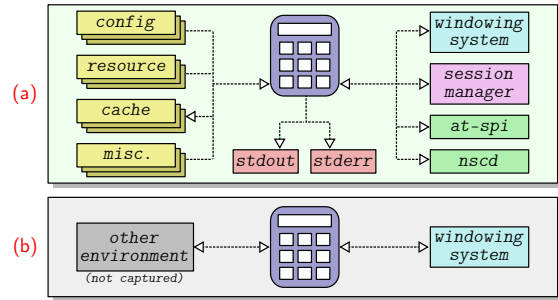
## 2 BACKGROUND AND MOTIVATION

### 2.1 Motivating Example

As an initial motivating example, we consider a calculator application implemented using a *Graphical User Interface* (GUI). A human user makes inputs in the form of mouse movements, keystrokes, button presses, etc., and the application reacts by generating outputs that update the graphical display. For example, by pressing the button sequence  $\langle 1, +, 2, = \rangle$ , the application responds by displaying the answer (3).

Like all software, the calculator application may contain bugs, and these bugs can be discovered using automatic software testing methods such as fuzzing. For example, a fuzzer could apply the mutations  $(+) \rightarrow (/)$  and  $(2) \rightarrow (0)$  to construct a new button press sequence  $\langle 1, /, 0, = \rangle$  that will cause a crash (SIGFPE) if the calculator application were to not properly handle division by zero. Although most mutations will be benign (non-crashing), typical fuzzers mitigate this with a combination of high throughput (e.g., 100 executions per second), program feedback (e.g., code coverage), and power scheduling (e.g., controlling mutation counts), increasing the likelihood of finding crashing inputs in a given time budget.

However, most existing greybox fuzzers, such as AFL [17, 35] and AFLNET [29], do not consider all input sources while producing mutated inputs. These fuzzers only target a specific class of inputs by default. For example, AFL only targets standard input (`stdin`) or files specified by the command line. Similarly, AFLNET only targets network traffic over a specific port for a specific popular protocol (e.g., `ftp` and `smtp`). Essentially, these existing fuzzers use a simplified program environment, where program behaviours (and potential crashes) are driven by a single input source, and it is up to the tool user to decide *which* input source to fuzz. All other input sources are considered as “static”, i.e., unmutated and unchanged between test cases. Furthermore, most existing fuzzers



**Figure 1: (a) is a calculator application with the full environment, including regular file I/O, standard streams, and socket/event fds to various system services. (b) is a simplified environment with a single input/output (windowing system socket), where all other environment is not captured.**

are specialized to specific *types* of inputs, such as regular files or popular network protocols.

In reality, most programs have a more complicated interaction with the environment beyond that of a single input source. For example, if we consider the `gnome-calculator` application as part of the GNOME Desktop Environment for Linux. This application will open 706 distinct file descriptors under a minimal test (i.e., open and close the application window), including:

- 674× regular files, including configuration, cache, and GUI resources (icons/fonts/themes).
- 7× socket connections to the windowing system, session manager, and other services.
- Miscellaneous (e.g., special files, devices, and `stderr`).

The calculator application with a full environment is illustrated in Figure 1 (a).

### 2.2 Limitations with Conventional Fuzzing

Fuzzing requires two key decisions to be made before using:

- *Input Selection*: Which input should be fuzzed?
- *Environment Modelling*: How to handle other inputs?

For the button-press example, the fuzz target would be the windowing system socket over which button-press events are received. Thus, for the purposes of fuzzing, we use a simplified environment as illustrated in Figure 1 (b). In the case of the calculator application, the simplified environment is somewhat naïve, since the target socket is only one of many possible input sources (706 possibilities). Consequently, only a small fraction of the actual environment is subjected to fuzzing. Assuming, for the sake of example, that the windowing system socket is selected. The next step is to choose a fuzzer. Since the input is a socket rather than a file, a network protocol fuzzer, such as AFLNET, will be suitable. AFLNET works by fuzzing inbound network messages and parsing the response codes from outbound messages as feedback to guide the fuzzing process. However, AFLNET only supports a limited set of pre-defined network protocols and does not include support for windowing system protocols. Even if necessary protocol support is available, there remains the challenge of handling the remaining environment beyond the fuzz target.

One approach is to fix all the remaining environments as most existing fuzzers do, where the program is consistently checked within a single environment across test cases. Obviously, this approach hardly explores more different program behaviours, and easily results in “blind spots” where bugs or vulnerabilities are missed. Moreover, in some cases, such as when fuzzing the calculator application and other GUI applications, this approach is even impractical for existing fuzzers. Handling regular file I/O is relatively straightforward since files can be read from disk for each executed test case, with outputs easily discarded (e.g., piped to `/dev/null`). However, a program can interact with more than one external service, such as session managers, service daemons, and human users. In order to execute a single test case as part of the fuzzing process, the system-environment interactions would need to be “reset” for each individual test case—something known to be slow. For human-driven inputs, this would usually result in a human-in-the-loop situation, where a fuzzer needs human interaction to proceed from one test execution to another.

Another approach is to build a *model* of possible environmental interactions. However, modelling is non-trivial; for example, each external service will typically use its own specialized protocol, and there can be an arbitrary number of services in the general case. Furthermore, any model would need to be *accurate*, as an invalid interaction may cause the test subject to terminate early due to an error condition, thus hindering reaching potential bug locations. Environment modelling is a known problem in the context of model checking and symbolic execution. Many existing works [6, 10] address it by modelling the environment *manually*. However, these approaches tend to be limited to specific problem domains and lack scalability for the general case.

### 2.3 Core Idea

To address these limitations, we design a *generic* fuzzer that can fuzz the *full* program environment, meaning that all possible inputs are potential fuzz targets. Our core idea is as follows.

- *Input Selection*: All environmental inputs are fuzzed.
- *Environment Modelling*: Avoid modelling. The inputs are executed under a given environment and the effect of different environments is captured by mutating the interactions represented by system calls.

For the calculator example, we consider all environmental inputs as fuzz targets regardless of *type*. Thus, various files (e.g., configuration, cache, and resource), sockets (e.g., those utilized by the windowing system), and any other input sources, are abstracted as generic *inputs* to subject fuzzing, eliminating the need to distinct input types. Since the whole environment is the fuzz target, any remaining residual environment is essentially eliminated, avoiding the need for additional modelling.

Building upon this concept, our approach first *records* all environmental interactions between the target program and its environment. Subsequently, the program is iteratively run again as part of a fuzzing loop, this time by *replaying* the interactions from the previous recording to substitute the original environment. Instead of replaying exactly the original recording, some of the interactions are *mutated* to generate the effect of different program environments, potentially uncovering new program behaviours.

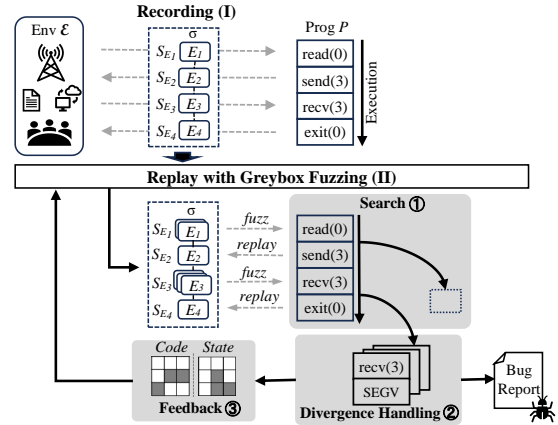


Figure 2: Overview of Program Environment Fuzzer  $\mathcal{E}\text{FUZZ}$ .

To record the full environmental interactions, our approach works in the layer of system calls. This is motivated by the observation that, most user-mode applications in Linux interact with the environment through the kernel/user-mode interface. For example, button presses and corresponding GUI updates flow through `recvmsg` and `sendmsg` systems calls over a socket. Similarly, streams, pipes and file I/O flow through standard `read` and `write` system calls. As a result, by recording system calls, we inherently record the full environmental interactions of the program, including system-environment interactions and human interactions, regardless of the underlying input types or the nature of the program.

### 3 SYSTEM OVERVIEW

Based on our core idea, we design a generic program-environment fuzzer using the Record and Replay methodology. This fuzzer, called  $\mathcal{E}\text{FUZZ}$ , is illustrated in Figure 2. At a high-level,  $\mathcal{E}\text{FUZZ}$  consists of two phases: the *record* phase (Phase I) records the full interactions between the program-under-test  $P$  and its environment  $\mathcal{E}$ , and the *replay-with-greybox-fuzzing* phase (Phase II) replays and fuzzes the recorded interactions, which aims to capture the effect of different program environments and potentially uncover new program behaviours.

**Phase I: Recording.** In the *recording* phase, the program  $P$  runs normally within some test environment  $\mathcal{E}$ . The program interacts with the environment (files, sockets, human input, etc.) via a sequence of system calls, which are intercepted by  $\mathcal{E}\text{FUZZ}$  and saved into a *recording*  $\sigma$ . Here,  $\sigma$  is an in-order sequence of *records* (e.g.,  $\sigma = [E_1, E_2, E_3, E_4]$ ), where each record  $E$  stores all of the necessary details for reconstructing each corresponding environmental interaction in Phase II. These details include the system call number, system call arguments, buffer contents (if applicable), and the return value. These records are then saved into the respective seed corpus ( $S_E = \{E\}$ ) to serve as initial seeds for the subsequent replay and greybox fuzzing.

**Phase II: Replay with Greybox Fuzzing.** After recording,  $\mathcal{E}\text{FUZZ}$  proceeds to Phase II, which is a combination of environment replay and greybox fuzzing. The core idea is two-fold:

- (1) Faithfully *replay* the recorded environment interactions to reconstruct (deep) program states observed during Phase I;
- (2) *Fuzz* each reconstructed state using greybox fuzzing.

$\mathcal{E}\text{FUZZ}$  faithfully replays the original environmental interactions to reconstruct deep program states observed during the recording (Phase I). This involves re-running the program but using the recording  $\sigma$  as a substitute for the original test environment  $\mathcal{E}$ . It works by intercepting system calls, but this time the corresponding record is replayed as a substitute for the real interaction.

To uncover different program behaviours for bug discovery, the core of  $\mathcal{E}\text{FUZZ}$  lies in greybox fuzzing. However, unlike traditional fuzzers,  $\mathcal{E}\text{FUZZ}$  works by fuzzing the recorded environmental interactions ( $E \in \sigma$ ), rather than targeting specific files as in AFL or sockets as in AFLNET. This works as follows: for each state reconstructed,  $\mathcal{E}\text{FUZZ}$  faithfully replays the next environmental interaction  $E$  in sequence from  $\sigma$  to advance state reconstruction. In addition,  $\mathcal{E}\text{FUZZ}$  selects a seed  $E'$  from the seed corpus  $\mathcal{S}_E$ , assigns energy, and introduces mutations to generate *mutant* interactions  $E''$ . Each mutant interaction is replayed in a *forked* branch of execution, where the program’s behaviour is observed (see Figure 2 ①).

Following the execution of a mutant interaction, the program behaviour may *diverge* significantly from the original recording. Such divergence can include the program invoking different system calls, or invoking existing system calls but in a different order. For example, as shown in Figure 2, the `exit(0)` system call could be changed into `recv(3)`. Such behaviour divergence presents a technical challenge for advancing replay, since only the original recording ( $\sigma$ ) is available. Indeed, the main goal of fuzzing is to explore novel (divergent) program behaviours in order to discover bugs. To resolve this challenge,  $\mathcal{E}\text{FUZZ}$  introduces the notion of *relaxed* replay (as opposed to *faithful* replay) that is designed to progress divergent program execution after mutation (see Figure 2 ②).

At the end of each execution, similar to traditional greybox fuzzing, program feedback is used to determine *interesting* mutant interactions (see Figure 2 ③). The interesting interactions are saved into the seed corpus for future mutation. Additionally, mutations triggering program crashes are saved and reported to the user. The fuzzing campaign repeatedly iterates over reconstructed program states until a time budget is reached.

## 4 ENVIRONMENT FUZZING

The overall  $\mathcal{E}\text{FUZZ}$  algorithm is illustrated in Algorithm 1. We detail each component in conjunction with the algorithm: environment recording, the search algorithm for greybox fuzzing, and fuzzing feedback for seed selection.

### 4.1 Environment Recording and Replay

For recording the environment,  $\mathcal{E}\text{FUZZ}$  implements a system call *interceptor routine* that acts as a proxy (i.e., “man-in-the-middle”) between the program  $P$  and the kernel. Thus, when the program invokes a system call, such as a `read` or `write`, the call will be routed to the interceptor routine. The routine first *forwards* the system call to the underlying kernel and waits for the result. Once the underlying system call completes, the interceptor routine will then save relevant information about the system call into a record

---

### Algorithm 1: Program Environment Fuzzing Algorithm.

---

```

Input : Program  $P$ , environment interaction  $\mathcal{E}$ 
Output : Crashing events  $C_X$ 
Globals : Input-specific corpora  $\mathcal{S}_E$ 

1 func  $\mathcal{E}\text{Fuzz}(P, \mathcal{E})$ :
2    $\sigma \leftarrow \text{Record}(P, \mathcal{E})$  ▷ Recording
3   for  $E \in \sigma$  do  $\mathcal{S}_E \leftarrow \{E\}$ 
4   repeat
5     |  $\text{FuzzReplay}(P, \sigma)$ 
6   until timeout reached or abort
7 func  $\text{FuzzReplay}(P, \sigma)$ : ▷ Replay with Fuzzing
8    $\text{exec}(P_{[\text{syscall}/\text{FuzzSyscall}, \text{isBranch} \leftarrow \text{false}], \sigma})$ 
9 func  $\text{FuzzSyscall}(e)$ : ▷ Tree-based Search
10  if  $\text{isBranch}$  then
11    |  $\text{return EmulateSyscall}(e, \sigma)$  ▷ Divergence Handling
12  else /*  $\text{isSpine}$  then */
13    |  $E \leftarrow \text{head}(\sigma); \sigma \leftarrow \text{tail}(\sigma)$ 
14    | if  $\neg \text{isInput}(e)$  then  $\text{return ReplaySyscall}(E)$ 
15    | for  $E' \in \mathcal{S}_E, i \in 1..\text{energy}(E')$  do
16      |  $E'' \leftarrow \text{mutate}(E')$ 
17      |  $\text{pid} \leftarrow \text{fork}()$ 
18      | if  $\text{pid} = 0$  then ▷ In child:
19        |  $\text{isBranch} \leftarrow \text{true}$ 
20        |  $\text{return ReplaySyscall}(E'')$ 
21      | else ▷ In parent:
22        |  $\text{waitpid}(\text{pid}, \&\text{status})$ 
23        | if  $\text{isCrash}(\text{status})$  then add  $E''$  to  $C_X$ 
24        | if  $\text{isInteresting}(E'')$  then add  $E''$  to  $\mathcal{S}_E$ 
25    |  $\text{return ReplaySyscall}(E)$  ▷ Grow Spine

```

---

$E$ , including: the system call number (e.g., `read` and `write`), arguments (e.g., file descriptor, buffer pointer, and buffer size), buffer contents (where applicable), current thread ID, and the return value. The system call result is then returned back to the program  $P$ , which continues executing as normal.

Each individual record  $E$  represents an interaction between the program  $P$  and its environment  $\mathcal{E}$ . During recording, each record is appended onto an in-order sequence  $\sigma$ , otherwise known as the *recording*, and is also saved into the respective seed corpora (line 3 in Algorithm 1). The recording  $\sigma$  contains the information necessary to reconstruct all program states previously observed during the recording phase. For *faithful* replay, the program is run once more, but this time the interceptor routine instead *replays* (rather than forwards) the previously-recorded  $E$ . For fuzzing, the original record is replayed, but with one or more mutations applied first. Such mutations represent modified environmental interactions, and can change the program behaviour.

We now use an example to illustrate this process. Suppose that during recording, the program  $P$  calls `read(0, buf, 100)`, which is forwarded to the kernel, and the user enters “quit\n” into `stdin` ( $fd=0$ ). The interceptor routine will record the returned buffer contents (“quit\n”) and the returned value (=5 bytes read) into a record  $E$ . Then, during replay with greybox fuzzing:

- For *faithful* replay, the program  $P$  is re-run, and calls the same read system call as before. Instead of forwarding the system call to the kernel, the interceptor routine copies the previously recorded contents from  $E$ , copying “quit\n” into  $buf$  and returning 5. This causes the program’s execution to proceed equivalently to the original recording.
- For fuzzing, the record  $E$  is first *mutated* before it is replayed. For example, the buffer contents could be mutated into “quip\n”, and this will likely cause the program’s behaviour to diverge as if this were the original user interaction—possibly exposing new behaviours and bugs.

The mutation is applied to the buffer contents of *input* system calls (e.g., `read`) as this can affect the program state and cause behaviour divergence. Other system calls, that do not affect the program state (e.g., `write`), will not be mutated. The combination of faithful replay, and replay with mutation, forms the basis of  $\mathcal{E}\text{FUZZ}$ ’s greybox fuzzing algorithm.

## 4.2 Search Algorithm

After the recording phase,  $\mathcal{E}\text{FUZZ}$  has collected a set of initial seeds representing real environment interactions. Using these as a basis,  $\mathcal{E}\text{FUZZ}$  employs greybox fuzzing to generate new interesting seeds representing interactions with new program environments—each with the potential to induce novel program behaviours. In designing an efficient algorithm for searching the program environment space, there are two main challenges: (i) *statefulness*: how to effectively explore deep program behaviours? (ii) *throughput*: how to maintain high fuzzing throughput?

**Challenge (i): Statefulness.** To better understand Challenge (i), we consider a calculator program that interacts over multiple input and output sources, as shown in Figure 3. The program begins in an INIT state, where it first parses a configuration file (file descriptor 0), then creates a user interface (GUI) by sending a message over the windowing system socket (file descriptor 3). The program then transitions into a READY state—i.e., waiting to accept mathematical expressions from the user interface. Subsequently, the program processes one user input expression (received from 3), and then sends the result back to the interface (send to 3), and the program transitions into the DISPLAY state. Finally, the user closes the interface (received from 3), and the program transitions into a CLOSING state. Here, the program writes a message to the terminal (file descriptor 1) before exiting. Our example is a simplification for brevity, as a real calculator program will typically interact with thousands of system calls, and may have many more internal states.

At the layer of system calls, the program is *stateful*, as it accepts a sequence of environment inputs and adjusts its state accordingly. Some program behaviours are only reachable by specific states, which are in turn reachable only through specific input sequences. When fuzzing stateful programs, greybox fuzzers aim to exercise each observed state in order to explore the neighbourhood of potential program behaviours, thereby having a greater chance to expose new bugs. However, state identification remains a challenging problem for fuzz testing in general. Existing works [3, 4, 29, 31] propose several heuristics for program state detection. For example, IJON requires states to be manually annotated, whereas AFLNET utilizes response codes from outgoing messages to detect new

states for well-known protocols. Either way, existing approaches require manual effort or are specialized to specific input sources.

We propose a generic approach that considers all input sources, such as files, sockets, and pipes, and how these inputs can affect program states. Our basic approach is to consider each input system call as a *potential* state transition, and to adjust the fuzzing algorithm accordingly. For example, in Figure 3, after executing each input system call in sequence, the program transitions from the INIT to READY state, then from the READY to DISPLAY state, and finally from the DISPLAY to CLOSING state. Thus, each input can be fuzzed as a distinct transition between states, regardless of the input type (file, socket, etc.). That said, some other inputs may not trigger new transitions. However, this will be mitigated by the power schedule [8], where inputs that fail to induce real state transitions are also less likely to expose new program behaviours observable via program *feedback*. As such, the corresponding input will be assigned less *energy*, and is naturally deprioritized from future mutation.

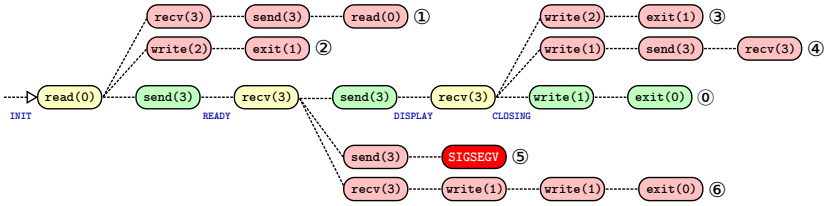
**Challenge (ii): Throughput.** To reach each observed state,  $\mathcal{E}\text{FUZZ}$  conducts a faithful replay of the recorded system calls. Upon reaching a state (i.e., before executing the corresponding input system call),  $\mathcal{E}\text{FUZZ}$  applies mutations to explore the neighbouring program behaviours. If the fuzzer must always replay system calls from the root point, then multiple system calls need to be replayed just to reach a specific state. For example, in the calculator example, a total of four system calls must be faithfully replayed to just reach the DISPLAY state. This can significantly slow fuzzing throughput, especially for real-world examples where thousands of system calls may be required to reach a given state. To address this challenge, we propose a tree-based fuzzing algorithm that avoids (re)executing the same prefix sequence of system calls repeatedly. The algorithm is illustrated by the tree shown in Figure 3. Specifically, the original recording is faithfully replayed (without mutation), forming the “spine” of the tree, which is represented by the middle trace ①. Upon reaching an input system call,  $\mathcal{E}\text{FUZZ}$  additionally forks-off some number of *mutant* traces, creating the “branches” of the tree (e.g., ①/②). Each branch starts by replaying an original input with one or more *mutation* operators applied, and may involve further mutations of subsequent inputs. After executing each branch,  $\mathcal{E}\text{FUZZ}$  continues the faithful replay to grow the spine until the next input point, after which  $\mathcal{E}\text{FUZZ}$  forks-off more branches (e.g., ⑤/⑥). The process repeats once more (e.g., ③/④) before ① terminates.

**Algorithm.** The search algorithm is illustrated in Algorithm 1 (line 5–line 25). Here, the program is executed normally, but with the interceptor routine `FuzzSyscall` replacing the standard system call interface (line 8). There are two main cases to consider: the replay is in the spine or in a branch (e.g., see Figure 3). For the spine of the tree (line 12–line 25),  $\mathcal{E}\text{FUZZ}$  retrieves the next record  $E$  to be processed (line 13). For non-input system calls (e.g., `write`), the original record  $E$  is faithfully replayed “as-is” (line 14). Conversely, all input system calls (e.g., `read`) are treated as potential fuzzing targets, and a greybox fuzzing algorithm is used (line 15–line 24). Specifically, for each record  $E$  corresponding to the input syscall,  $\mathcal{E}\text{FUZZ}$  will iterate over each seed  $E'$  from corpus  $S_E$ . For each  $E'$ ,  $\mathcal{E}\text{FUZZ}$  applies one or more standard *mutation operators*, to further mutate the input buffer contents, and thereby generating a new seed

```

int main() {
  char buf[SIZE]; int r;
  r = read(0, buf, SIZE); ...;
  r = send(3, buf, r); ...;
  r = recv(3, buf, SIZE); ...;
  r = send(3, buf, r); ...;
  r = recv(3, buf, SIZE); ...;
  r = write(1, buf, r); ...;
  exit(0); }

```



**Figure 3: Illustration of the underlying fuzzing algorithm.** Here, the example program reads from file descriptor 0, then interacts with socket (file descriptor 3). The fuzzer faithfully *replays* a previously recorded interaction ①, as well as several *mutant* interactions ①/②/③/④/⑤/⑥. Each mutant interaction is generated by mutating at least one input system call from the faithful replay. This causes the program’s behaviour to diverge, including exit with error ②/③, system call reordering ①/⑥, new I/O system call ④, and a crash ⑤. The program state {INIT, READY, DISPLAY, CLOSING} between select system calls is also illustrated.

$E''$  (line 16). The current implementation uses mutation operators from other fuzzers, e.g., `havoc` from AFL [29, 35]. The number mutations is controlled by a power schedule (*energy*) (line 15).

To execute the new seed  $E''$ , the algorithm first forks the program into a *parent* and *child* process (line 17). The seed  $E''$  is executed in the child, forming a *branch* of the tree (e.g., see Figure 3), while the parent waits for the child’s termination (line 22). After applying a mutation in the child, the interceptor routine `FuzzSyscall` processes the subsequent system calls using a different method (line 11), which will be discussed in Section 5. Following the termination of the child, the parent examines the result. Crashing mutations are saved into a special corpus  $C_X$  that forms the output of Algorithm 1 (line 23). Otherwise, the fuzzing feedback (discussed in Section 4.3) is used to determine whether the mutated seeds are *interesting* or not, and interesting seeds are saved into  $S_E$  for future mutation (line 24). Subsequently,  $\mathcal{E}_{FUZZ}$  grows the spine by continuing faithful replay (line 25). After the fuzzing campaign is complete, the  $\mathcal{E}_{FUZZ}$  infrastructure also supports replaying any of the  $C_X$  corpus to reproduce discovered bugs.

### 4.3 Fuzzing Feedback

Greybox fuzzing relies on feedback to select “interesting” seeds to guide the search towards novel program behaviours, thereby increasing the likelihood of discovering bugs [21]. A common form of feedback is *branch coverage*, as used by many modern fuzzers [17, 35]. Here, seeds that cover new branches (code paths) have the potential to explore different behaviours, and thus are considered interesting and saved into the corpus for future mutation. Most fuzzers collect branch coverage feedback using compiler instrumentation (e.g., `afl-gcc`). Instrumentation can also be inserted directly into binary code using *static binary rewriting*, such as with E9AFL [18].  $\mathcal{E}_{FUZZ}$  supports branch coverage feedback and operates directly on binaries to maximize generality.

For the case of stateful programs, branch coverage alone is generally considered insufficient [3, 29]. As such, *state feedback* has been proposed in collaboration with branch coverage to guide the fuzzing process. Here, seeds that cover new state transitions are also considered “interesting” and are similarly added to the corpus. However, as discussed in Section 4.2, automatically inferring program states is challenging, especially for binary code. Our approach is to treat each input message as a *potential* state transition, rather than attempting to build a concrete representation of the state space. We leverage program *outputs* (e.g., `write`) as a proxy for program state

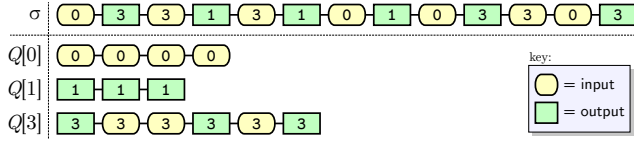
transitions. Our heuristic is that, under certain inputs, a program will generate output that is contingent on its internal states, and thus outputs can provide insights into these states. To mitigate the impact of outputs with unknown structures/formats, we employ locality-sensitive hashing and clustering based on the *Hamming distance* [16, 25].  $\mathcal{E}_{FUZZ}$  can utilize both branch and state feedback (line 24 in Algorithm 1) to guide the search.

## 5 RELAXED REPLAY FOR DIVERGENCE

After a mutated input is replayed in a branch, it is common for the program’s behavior to *diverge* from the original recording, as illustrated by the branches ①,...,⑥ in Figure 3. Divergence could include: exiting with error ②/③, system call reordering ①/⑥, new system call invoking ④, or even the program crashing ⑤. For example, suppose the last input from Figure 3 receives a command “quit\n” from the socket, causing the program to enter the CLOSING state and exit. However, mutant replay could change the command to “qip\n”, foiling the state transition, and causing the program’s behaviour to diverge from the original recording.

This poses a challenge that is described as follows. During the recording phase,  $\mathcal{E}_{FUZZ}$  will construct an in-order sequence of records  $\sigma$ . Assuming that  $\sigma = [\sigma_1, E, \sigma_2]$ , where  $E$  is an input, then during the fuzzing phase,  $\mathcal{E}_{FUZZ}$  faithfully replays the prefix  $\sigma_1$  (as part of the spine) before reaching  $E$ . Next,  $\mathcal{E}_{FUZZ}$  mutates  $E$  to generate one (or more) mutant  $E'$ , after which  $E'$  is replayed as a substitute for  $E$ . After replaying  $E'$ , the faithful replay of  $\sigma_2$  may no longer be possible due to program behaviour divergence, i.e., the mutant sequence  $\sigma' = [\sigma_1, E', \sigma_2]$  may be *infeasible*. The problem is that  $\mathcal{E}_{FUZZ}$  only has the original recording  $\sigma$  to work with.

To address this problem, we introduce the notion of *relaxed replay* that can be applied even after mutated inputs. The key idea is to use system call *emulation* (line 11 in Algorithm 1) to construct continuations of program execution that diverge from  $\sigma$ . Relaxed replay uses a set of *emulation routines*, one for each syscall number, where each routine takes the syscall arguments and returns a result (i.e., return value, buffer contents) on a “best-effort” using available information. Unlike faithful replay, these routines can be called at any time and in any order, and do not necessarily need to follow the original recorded system call ordering. Crucially, the emulation routines should only return *plausible* results—i.e., there exists a real (modified) environment  $\mathcal{E}'$  from which the result could occur. Plausibility is necessary to avoid *false positives*—i.e., crash reports that are irreproducible under any real environment. For plausibility,



**Figure 4: Illustration of the *global ordering* ( $\sigma$ ) for faithful replay and a *local ordering* ( $Q$ ) for relaxed replay. The relaxed replay partitions  $\sigma$  into a set of miniqueues ( $Q[fd]$ ) indexed by the file descriptor, each of which defines a local ordering specific to each  $fd$ .**

we generalize assumptions used by existing fuzzers, wherein any I/O modification (e.g., in AFL) and reordering (e.g., in AFLNET) are considered plausible. We now discuss these two cases in detail.

### 5.1 Relaxing I/O System Call Ordering

After mutation, programs often invoke I/O system calls in a different order from that of the original recording. To handle this case, our approach is to first *partition*  $\sigma$  into a set of *miniqueues*  $Q[fd]$ , with one miniqueue specific to each I/O source (i.e., *file descriptor*,  $fd$ ). The approach is illustrated by example in Figure 4. Here, under the *global ordering* ( $\sigma$ ) for faithful replay, only a read system call from file descriptor 0 can be serviced. However, after mutation, the program may attempt I/O on a different file descriptor. To handle such cases, our approach allows I/O system calls to be directly serviced from the corresponding miniqueue  $Q[fd]$  under a *local ordering* specific to each  $fd$ , rather than the original global ordering ( $\sigma$ ). The partitioning and local ordering is plausible under the assumption that I/O system calls can be reordered.

It is also common for programs to use the `poll` system call<sup>1</sup> to query which I/O operations are currently possible. Relaxed replay must also handle the `poll` system call using emulation. The algorithm is shown in Algorithm 2, and is a concrete example of an emulation routine. Here, `poll` is emulated based on the *current* state of  $Q$  (line 3-line 12) and returning:

- (i) *End-of-file* (POLLHUP) for an empty miniqueue (line 7);
- (ii) *input ready* (POLLIN) or *output ready* (POLLOUT) if the queue head matches the requested event (line 9-line 10);
- (iii) `0x0` (a.k.a. no event) otherwise.

If at least one of the returned events is non-zero, then the `poll` operation successfully completes (line 12) and execution continues. Otherwise, the `poll` operation would normally block. To avoid this, the algorithm heuristically *picks* a file descriptor and *reorders* the corresponding miniqueue (line 13), allowing Algorithm 2 to always terminate (without blocking) in the next iteration of the outer-loop.

### 5.2 Relaxing I/O System Calls

Input system calls are emulated by an implicit `poll` operation, followed by popping the corresponding miniqueue  $Q[fd]$ . The popped record is replayed, possibly subject to further mutation. If the implicit `poll` operation indicates the miniqueue is empty (POLLHUP), the input system call returns 0 indicating an end-of-file (EOF).

Emulated output system calls similarly pop the corresponding miniqueue, but always succeed even if the queue is empty. This

<sup>1</sup>See the `poll` manpage for more information.

---

#### Algorithm 2: Emulated `poll` routine.

---

**Input** : Array of `pollfd` structs,  $Q$  derived from  $\sigma$   
**Output** : Number of non-zero *revents*

```

1 func EmulatePoll( $fds, Q$ ):
2   while true do
3      $r \leftarrow 0; h \leftarrow 0$ 
4     for  $i \in 0..|fds|-1$  do
5        $E \leftarrow head(Q[fds[i].fd])$ 
6       if  $E = EOF$  then
7          $fds[i].revents = POLLHUP; h++$ 
8       else
9          $fds[i].revents = fds[i].events \&$ 
10          ( $isInput(E)? POLLIN: POLLOUT$ )
11         $r += (fds[i].revents? 1: 0)$ 
12   if  $r > 0 \vee h > 0$  then return  $r$ 
13    $fd \leftarrow pick(fds, Q); Q[fd] \leftarrow reorder(Q[fd])$ 

```

---

handles the common case where a mutation causes the program to generate additional output, such as a warning or error message that is not present in the original recording  $\sigma$ . Modified or extra-neous outputs can generally be ignored, as outputs do not affect the program behaviour. However, outputs do provide useful hints about the program state, which is used as fuzzing feedback.

### 5.3 Relaxing Non-I/O System Calls

Other non-I/O system calls are handled using heuristics, such as:

- *Emulate*: emulate (plausible) effects of the system call;
- *Forward*: pass the system call “as-is” to the underlying O/S;
- *Fail*: fail the system call with an error condition (e.g., ENOSYS).
- *Exit*: as a last resort, terminate the branch with `exit`.

$\mathcal{E}_{FUZZ}$  implements specialized emulation routines for I/O, time, and thread-related system calls, amongst others. Memory system calls (e.g., `brk`) are usually forwarded to the O/S “as-is”. Sometimes if neither is applicable, relaxed replay can fail the system call with an error. The last resort of `exit` is necessary where a program ignores failure, e.g., by reinvoking the same system call again in a loop.

## 6 IMPLEMENTATION

We implemented the approach of  $\mathcal{E}_{FUZZ}$  as a generic program environment fuzzer that can handle a diverse range of user-mode Linux applications, including GUI applications and network servers.  $\mathcal{E}_{FUZZ}$  is built on top of a full environment record and replay infrastructure, similar to that of `rr-debug` [27]. In total, the  $\mathcal{E}_{FUZZ}$  toolchain is implemented in over ~13k source lines of C++ code.

The recording phase records all information that is necessary to faithfully replay the program  $P$  during fuzzing. In addition to system calls (the main focus of our discussion), the recording also includes additional information, such as the command-line arguments, environment variables, signals, thread interleavings, and special non-deterministic instructions (e.g., `rdtsc`). System call interception is implemented using a variety of techniques. The common case is handled using *static binary rewriting* to rewrite the `syscall` instruction in `libc`, which diverts control-flow to the framework’s interceptor routine. For this, we use the `E9PATCH` [14]

binary rewriting system. In addition, the framework also rewrites the *virtual Dynamic Shared Object* (vDSO) at runtime, and also uses `seccomp` to generate a signal (SIGSYS) that is used to intercept system calls outside of `libc` (less common case). Our framework does not use `ptrace`, and thus avoids kernel/user-modes switches during replay for the common case.

Multi-threaded programs are handled by *serializing* system calls during the recording phase, meaning that only one thread will run at a given time. The recording phase runs the program normally using serialized system threads, whereas the replay with fuzzing phase uses lightweight *fibers* as a replacement of system threads. This design avoids one of the main technical limitations of `fork()`, namely, that only the callee system thread will actually be cloned during a fork operation.<sup>2</sup> In contrast, fibers are threads of execution that are implemented purely in user-mode, and where context switching is determined by the recorded schedule ( $\sigma$ ). Since there is no user-kernel interaction during replay, fibers can be used as a drop-in replacement of system threads without special handling. Furthermore, since fibers are purely implemented in user-mode, they survive the fork operation intact, which is necessary for the  $\mathcal{E}\text{FUZZ}$  fuzzing algorithm.

$\mathcal{E}\text{FUZZ}$  is also designed to operate directly on binaries without the need for source code.  $\mathcal{E}\text{FUZZ}$  uses both state and branch coverage as feedback. To collect the branch feedback, binaries can be instrumented using a modified version of E9AFL [18]. State coverage feedback does not require instrumentation. Our implementation can record and fuzz large applications, including the subjects listed in our evaluation.

## 7 EVALUATION

To evaluate the effectiveness of  $\mathcal{E}\text{FUZZ}$ , we seek to answer the following research questions:

- RQ.1 New bugs.** Can  $\mathcal{E}\text{FUZZ}$  find previously unknown bugs in real-world and widely-used programs? Is fuzzing the program environment necessary to reveal these bugs?
- RQ.2 Comparisons.** How many additional bugs does  $\mathcal{E}\text{FUZZ}$  discover over the baseline? How much more code coverage does  $\mathcal{E}\text{FUZZ}$  achieve compared to the baseline? Are the additional bugs and code coverage improvements related to program environment fuzzing?
- RQ.3 Ablations.** What is the impact of each component on the performance of  $\mathcal{E}\text{FUZZ}$ ?

### 7.1 Experiment Setup

**SUBJECT PROGRAMS.**  $\mathcal{E}\text{FUZZ}$  is a generic fuzzer capable of testing a broad spectrum of user-mode programs in Linux. Given the scope of applications that  $\mathcal{E}\text{FUZZ}$  can fuzz, we shall focus on two core categories of program: network protocols and (*Graphical*) *User Interface* GUI/UI applications that interact with a human user via the windowing system or terminal. These two categories have been recognized as challenging for fuzzing [7]. For example, fuzzing GUI applications with AFL++ [1] is “*not possible without modifying the source code*”.<sup>3</sup> Since  $\mathcal{E}\text{FUZZ}$  works at the abstraction of the kernel/user-mode boundary, it can fuzz GUI applications and other

<sup>2</sup>See the `fork` manpage for more information.

<sup>3</sup>[https://aflplusplus/docs/best\\_practices/#fuzzing-a-gui-program](https://aflplusplus/docs/best_practices/#fuzzing-a-gui-program), as of April 2024.

**Table 1: Subject programs used in the evaluation.**

	Subject	Version		Subject	Version
Network Protocols	DCMTK	8326435	GUI & UI Applications	Gnome editor (gedit)	v41.0
	DNSmasq	b676923		Gnome Calculator	v42.9
	Exim	5a8fc07		Gnome System Monitor	v42.0
	Kamailio	2e2217b		Gnome Resource	v42.0
	Live555	2c92a57		Midnight Commander (MC)	v4.8.27
	OpenSSH	7cfea58		nano	v6.2
	OpenSSL	a7e9928		Vim	v8.2
	ProFTPD	7892434		Wireshark	v3.6.2
	Pure-FTPd	3296864		Xcalc	v1.8.6
TinyDTLS	0e865aa	Xpdf	v3.04		

difficult subjects without special handling. By targeting challenging fuzzing targets, we aim to demonstrate the generality of  $\mathcal{E}\text{FUZZ}$ .

In total, we collect 20 subjects as detailed in Table 1. For network protocols, we collect subjects from PROFUZZBENCH [26], a widely-used benchmarking platform for evaluating the network-enabled fuzzers. However, for GUI applications under Linux, there is no existing fuzzing dataset. We therefore select subjects from frequently-used and well-known applications and frameworks, including text editors (UI), visual shells (UI), GNOME desktop environment (GUI), Qt (GUI), and the underlying windowing system (GUI).

**Comparisons.** To the best of our knowledge, no existing fuzzers target the full program environment. In the realm of fuzzing network protocols, AFLNET is the first network fuzzer, and also recommended by AFL++ for fuzzing network services. NYX-NET enhances the fuzzing throughput of AFLNET by introducing innovative hypervisor-based snapshots. Therefore, in the subjects of network protocols, we consider both AFLNET and NYX-NET as baselines for comparison. For GUI applications in Linux with user interactions, AFL++ and AFL++-based fuzzers are not able to fuzz them [1]. Recent work [20] uses *test harness* generation to enable GUI fuzzing, but only for Windows. As such, there is no available fuzzer to compare against for GUI applications under Linux.

**Performance Metrics.** We evaluate the performance of  $\mathcal{E}\text{FUZZ}$  based on two primary metrics: *bug-finding capability* and *code coverage*, as recommended by the fuzzing community [9, 21]. The ultimate metric of a fuzzer is the number of distinct bugs it finds. Code coverage serves as a secondary metric. The key idea is that a fuzzer cannot find bugs in uncovered code; hence, showing an improved code coverage would indicate an improvement in fuzzing.

**Experimental Infrastructure.** All experiments were conducted on an Intel® Xeon® Platinum 8468V CPU with 192 logical cores clocked at 2.70GHz, 512GB of memory, and running Ubuntu 22.04.3 LTS. Each experiment runs for 24 hours. We report the average over 10 runs to mitigate the impact of randomness.

### 7.2 Discovering New Bugs (RQ.1)

**Method.** We ran  $\mathcal{E}\text{FUZZ}$  on the subjects listed in Table 1 to discover bugs. We utilized the same bug oracles as traditional fuzzers (e.g., AFLNET and NYX-NET), including crashes, hangs, assertion failures, and sanitizer violations. For initiating the fuzz campaign, we used initial seeds provided by the programs if available; otherwise, we



**Table 2: Statistics of zero-day bugs discovered by  $\mathcal{E}\text{FUZZ}$ ; a total of 33 previously unknown bugs found, 24 bugs confirmed by developers, 14 bugs assigned CVE IDs, and 16 bugs fixed. (Note that, each color represents a distinct category of applications)**

ID	Subject	Bug Description	Environment	Bug Type	Bug Status
1	Dcmtk	Failed to check bounds of stored dicom.dic data	Cached data	Buffer overflow	CVE-requested, fixed
2	Exim	Failed to check bounds of a corrupted resolv.conf	Configuration	Buffer overflow	Reported
3	Exim	Glibc failed to handle an empty passwd line	Special file	Null pointer dereference	Reported
4	Kamailio	Improperly handle a corrupted client request	Socket	Null pointer dereference	Reported
5	Live555	Improperly handle a malicious SETUP client request	Socket	Heap use after free	CVE-granted, fixed
6	Live555	Failed to check bounds of a corrupted test.mkv	Media resource	Buffer overflow	Reported
7	OpenSSH	Improperly handle a corrupted sshd_config	Configuration	Null pointer dereference	CVE-requested, fixed
8	OpenSSH	Improperly handle a corrupted gai.conf	Configuration	Null pointer dereference	Reported
9	Pure-FTPd	Glibc failed to handle a corrupted timezone file	Time resource	Null pointer dereference	Reported
10	gedit	Improperly handle a null value in parse_settings()	Configuration	Null pointer dereference	CVE-granted
11	gedit	Improperly handle a null value from XRRGetCrtcInfo()	Third-party lib	Null pointer dereference	CVE-granted
12	Calculator	Failed to check bounds of requests, events and error IDs	Socket	Buffer overflow	CVE-granted, fixed
13	Calculator	Failed to check null value from XIQueryDevice()	Third-party lib	Null pointer dereference	CVE-granted
14	Calculator	Improperly handle a corrupt DBUS message	Socket	Null pointer dereference	CVE-requested, fixed
15	Monitor	Improperly handle corrupted loaders.cache	Cached data	Bad free	CVE-granted
16	Monitor	Failed to handle a corrupted gtk.css	Theme resource	Null pointer dereference	CVE-requested, fixed
17	Resource	Failed to handle corrupted ELF in list_resources_cb()	ELF resource	Null pointer dereference	CVE-requested, fixed
18	Resource	Failed to check the shdr->size field of a corrupted ELF	ELF resource	Buffer overflow	CVE-requested, fixed
19	MC	Failed to handle a corrupted terminfo	Configuration	Null pointer dereference	CVE-granted
20	MC	Improperly handle a corrupted xterm-256color	Configuration	Arithmetic exception	CVE-granted
21	MC	Improperly process error handler of x_error_handler()	Third-party lib	Null pointer dereference	CVE-granted
22	nano	Failed to handle a corrupted xterm file	Configuration	Null pointer dereference	Reported
23	nano	Failed to check the inconsistent directory in disk	Cached data	Null pointer dereference	CVE-granted, fixed
24	Vim	Failed to handle a corrupted xterm-256color	Configuration	Null pointer dereference	CVE-granted
25	Vim	Failed to handle a corrupted viminfo file	Cached data	Null pointer dereference	CVE-granted, fixed
26	Wireshark	Failed to check null pointer in initializeAllAtoms()	Socket	Null pointer dereference	CVE-granted, fixed
27	Xcalc	Failed to handle null pointer from XOpenDisplay()	Socket	Null pointer dereference	CVE-requested, fixed
28	Xcalc	Failed to check write boundary in _XkbReadKeySyms()	Socket	Out-of-bounds write	CVE-granted, fixed
29	Xcalc	Failed to check read boundary in _XUpdateAtomCache()	Cached data	Out-of-bounds read	CVE-requested, fixed
30	Xpdf	Improperly handle invalid and corrupted locale data	Configuration	Null pointer dereference	Reported
31	Xpdf	Improperly handle invalid paper size in configuration	Configuration	Null pointer dereference	Reported
32	Xpdf	Failed to check pointer boundary returned from response	Socket	Bad free	CVE-requested, fixed
33	Xpdf	Failed to check array boundary returned from X server	Socket	Out-of-bounds read	CVE-requested, fixed

provided standard user inputs as initial seeds. In the case of network protocols, we utilized their clients to send request messages. For GUI applications, we simulated typical user interactions; as an example, with a calculator, the application is opened to perform a simple addition calculation before it is closed. All inputs represented normal usage scenarios encountered in the real world. We subjected each program to a *24-hour run* (typical recommended length of a fuzz campaign [21]) to identify bugs. Upon finding bugs, we reported them to the developers for confirmation. In the case of bugs with potential security implications, we requested CVE IDs from the CVE Numbering Authority. We tested all subjects within one month, including bug finding, debugging and reporting.

**Results.** Table 2 shows the distinct and previously unknown bugs found by  $\mathcal{E}\text{FUZZ}$ . In the *Bug Description* column, we elucidate the root causes responsible for these bugs, and illustrate the immediate environmental factors in the *Environment* column. It is important to note that triggering a bug often requires hundreds of diverse environmental inputs. Therefore, we only listed the most relevant environmental input that exposed the bugs after mutation. Furthermore, we provide details about the bug types and their current status in the last two columns. In total, we discovered 33 previously unknown bugs, out of which 24 have received confirmation from

their respective developers. Developers had fixed 16 of these bugs by the paper submission. Additionally, 14 of these bugs have been assigned CVE IDs. These bugs span various categories, including buffer overflows, use after free, null pointer dereferences, and arithmetic exceptions. Furthermore, these bugs are triggered by fuzzing a diverse range of environmental inputs, including sockets, configuration, multiple types of resources, third-party libraries and cached data. Therefore, a fuzzer that exclusively concentrates on a singular input cannot expose all of these bugs. These results highlight the significant bug-finding capability of  $\mathcal{E}\text{FUZZ}$ . Moreover, they demonstrate the importance of program environment fuzzing, and  $\mathcal{E}\text{FUZZ}$  has proven its effectiveness in this regard. We provide two case studies to exemplify the bugs discovered by  $\mathcal{E}\text{FUZZ}$ .

**Case study: GNOME Desktop Environment.** GNOME client applications (e.g., `gnome-calculator`, etc.) interact with the windowing system and several other services (Figure 1).  $\mathcal{E}\text{FUZZ}$  is able to expose several bugs in multiple different input sources, including several bugs related to the windowing system and client libraries, bugs in the Dbus socket connection to the session manager, as well as bugs in non-socket inputs (`loaders.cache`, `gtk.css`, etc.). As an example, we can consider Bug #12, which affects the `XESetWireToEvent()` function from `libX11`. This function fails

**Table 3: Number of unique bugs found by AFLNET, NYX-NET and EFUZZ on subjects of network protocols.**

Fuzzer	AFLNET	NYX-NET	EFUZZ
#Bug	2	2	9

to check whether the event values are within the bounds of the arrays that the functions write to. Instead, the function directly uses the value as an array index, leading to an intra-object over-write and probable crash. This bug stems from the implicit trust that `libX11` functions place in the values supplied by an Xserver, following X11 protocol. However, the environment cannot be fully trusted, as a malicious server or even a malformed proxy can impact applications. This bug was assigned CVE id by X11 developers and received the CVSS score HIGH 7.5. We note that other subjects, including many GNOME applications, are affected by this bug.

**Case study: Bug #23 in GNU nano.** GNU nano is a text editor for Unix-like operating systems and is part of the GNU Project. This bug appears in `read_the_list()` of `browser.c`. This function initiates an initial iteration over a directory using `readdir()` to obtain the current entries, followed by a rewinding action using `rewinddir()` to cache these entries. Subsequently, a second iteration employing `readdir()` is performed to directly access these cached entries. Unfortunately, before this second iteration, there is no boundary-checking mechanism. As a result, any environmental changes, such as directory deletions, can easily trigger a crash during the second iteration. This is precisely how EFUZZ exposes it. This bug existed from the first version of GNU nano in 2005 and had been hidden for 18 years!

EFUZZ discovered 33 zero-day bugs in widely used network protocols and GUI applications, with 24 confirmed and 16 fixed by their developers. 14 of them were assigned CVEs.

### 7.3 Comparisons with Baselines (RQ.2)

**Method.** We compare EFUZZ with two baselines AFLNET and NYX-NET in network protocols in two aspects: the numbers of bugs found and code coverage. We omit GUI programs due to the lack of a suitable baseline. We configure all fuzzers employing the same initial seeds obtained from PROFUZZBENCH. Our evaluation of code coverage focuses on measuring branch coverage achieved on binaries. We utilize the original scripts provided by PROFUZZBENCH, to collect code coverage data and present their trends over time. Each experiment runs for 10 times, each lasting 24 hours. We report the total number of bugs found and the average coverage achieved by each fuzzer across 10 runs of 24 hours.

**Comparing Results on Bug Finding.** Table 3 shows the total number of unique bugs found by each fuzzer. In all subjects, EFUZZ discovered a total of 9 unique bugs, as detailed in Table 2. However, both AFLNET and NYX-NET could only find 2 of them (i.e., Bug #4 and Bug #5 in Table 2); in addition, neither fuzzer found any additional bug. The remaining 7 bugs were exposed by fuzzing non-socket environment inputs, such as cached data and resources. Since these environment inputs are not fuzzing targets for AFLNET and NYX-NET, they were unable to expose them. Furthermore, regarding

**Table 4: Average branch coverage across 10 runs of 24 hours achieved by EFUZZ compared to AFLNET and NYX-NET.**

Subject	EFUZZ	Compare with AFLNET			Compare with NYX-NET		
		Branches	Improv	$\hat{A}_{12}$	Branches	Improv	$\hat{A}_{12}$
DCMTK	15181.7	7564.9	+100.69%	1.00	9362.0	+62.16%	1.00
DNSmasq	8090.9	4066.7	+98.95%	1.00	4009.0	+101.82%	1.00
Exim	5642.7	4594.4	+22.82%	1.00	4935.2	+14.34%	1.00
Kamailio	23425.6	13466.1	+73.96%	1.00	17960.0	+30.43%	1.00
Live555	14319.0	10379.5	+37.95%	1.00	11436.0	+25.21%	1.00
OpenSSH	8584.5	7920.0	+8.39%	1.00	7631.5	+12.49%	1.00
OpenSSL	26225.9	19820.4	+32.32%	1.00	25330.1	+3.54%	1.00
ProFTPD	19478.0	17654.0	+10.33%	1.00	16504.0	+18.02%	1.00
Pure-FTPd	7182.75	5309.0	+35.29%	1.00	6766.5	+6.15%	1.00
TinyDTLS	2747.5	1901.5	+44.49%	1.00	2052.5	+33.86%	1.00
<b>Average</b>	-	-	46.52%	-	-	30.80%	-

bugs induced by network sockets, EFUZZ successfully exposed the same number as AFLNET and NYX-NET. This demonstrates that EFUZZ maintains the effectiveness in fuzzing a single environment source, although it fuzzes all environment sources.

In the aspect of bug finding, EFUZZ discovered 9 previously unknown bugs, while AFLNET and NYX-NET only discovered 2 of them without any additional bugs found.

**Comparing Results on Code Coverage.** Figure 5 illustrates trends in average branch coverage over time for AFLNET, NYX-NET and EFUZZ. Across all subjects, EFUZZ significantly outperformed both AFLNET and NYX-NET. Initially, at the start of each experiment, all three fuzzers covered similar number of code branches. However, over time, EFUZZ substantially covered more branches than AFLNET and NYX-NET. Even after 24 hours, EFUZZ still had the potential to discover new branches, whereas, in most cases, the code coverage for AFLNET and NYX-NET tended to plateau quickly.

Table 4 shows the final branch coverage of EFUZZ and two baselines. To quantify the improvement of EFUZZ over baselines, we report the number of branches covered by EFUZZ, AFLNET and NYX-NET (*Branches*), respectively, the percentage improvement of EFUZZ (*Improv*), and the probability that a random campaign of EFUZZ outperforms a random campaign of baselines ( $\hat{A}_{12}$ ). For all subjects, EFUZZ covers more branches than both baselines. Specifically, EFUZZ averagely covers 46.52% more branches than AFLNET with a range from 8.39% to 100.69%. When compared to NYX-NET, EFUZZ covers 30.80% more branches on average from 3.54% to 101.82%. The Vargha-Delaney effect size  $\hat{A}_{12} \geq 0.70$  demonstrates a substantial improvement of EFUZZ over both baselines in terms of code coverage.

To investigate the correlation between improved code coverage and program environment fuzzing, we conducted a comprehensive analysis of the additional code covered by EFUZZ, focusing on the subject DCMTK. DCMTK is a widely-used implementation of the DICOM (Digital Imaging and Communication in Medicine) protocol. While fuzzing DCMTK using EFUZZ, we observed multiple environment sources that undergo mutation. These included the configuration file, the database responsible for storing patient records, various patient cases, and network sockets utilized for hospital

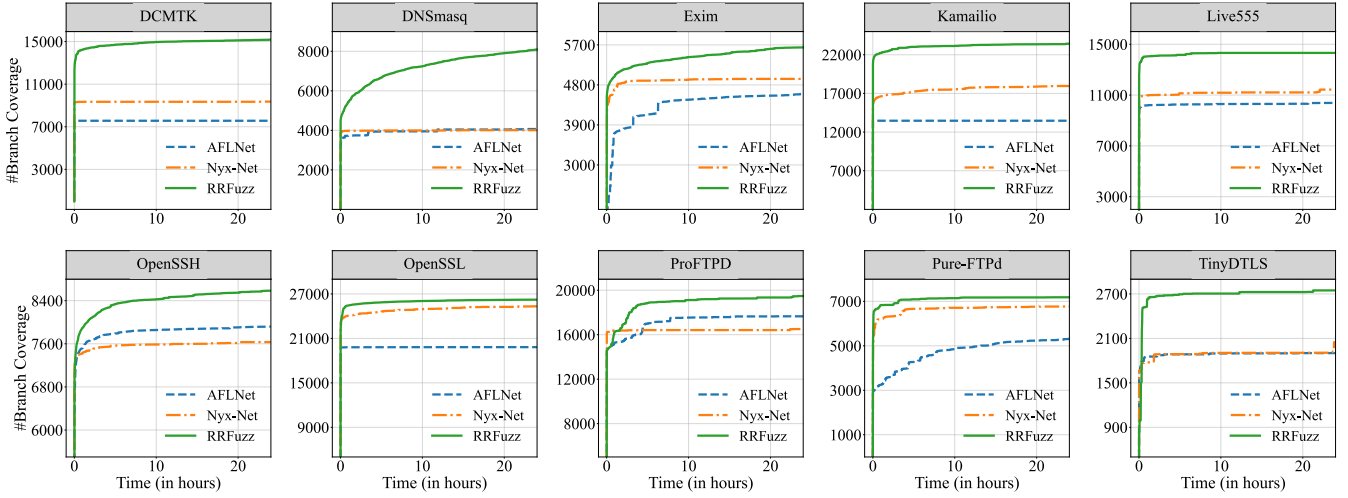


Figure 5: Branch covered over time by AFLNET, NYX-NET and  $\mathcal{E}$ FUZZ across 10 runs of 24 hours on ProFUZZBENCH subjects.

Table 5: Improvement of branch coverage achieved by  $\mathcal{E}$ FUZZ in comparison to ablation tools EF1 and EF2.

Subject	vs. EF1	vs. EF2	Subject	vs. EF1	vs. EF2
DCMTK	+60.83%	+22.52%	gedit	+22.14%	+8.17%
DNSmasq	+39.28%	+27.79%	Calculator	+27.12%	+6.61%
Exim	+12.24%	+9.66%	Monitor	+14.24%	+4.44%
Kamilio	+28.89%	+10.52%	Resource	+12.01%	+2.39%
Live555	+30.26%	+14.61%	MC	+68.60%	+13.46%
OpenSSH	+10.92%	+3.99%	nano	+20.48%	+8.75%
OpenSSL	+12.98%	+8.06%	Vim	+12.50%	+20.47%
ProFTPD	+26.81%	+9.21%	Wireshark	+17.90%	+8.17%
Pure-FTPd	+46.21%	+6.75%	Xcalc	+27.66%	+5.55%
TinyDTLS	+98.57%	+8.59%	Xpdf	+22.19%	+7.79%
<b>Average</b>				<b>+30.59%</b>	<b>+10.38%</b>

communication. Among the 5819 additionally covered branches, 69% of them demonstrated direct connections to environmental mutations, such as parsing and changing the configuration settings and adding entries to the database. Therefore, full environment fuzzing significantly contributes to increased code coverage.

$\mathcal{E}$ FUZZ covers 46.52% and 30.80% more branches than AFLNET and NYX-NET, respectively, with most additional code coverage resulting from program environment fuzzing.

## 7.4 Ablation Studies (RQ.3)

**METHOD.**  $\mathcal{E}$ FUZZ employs two strategies to enhance the search efficiency of the program environment: behaviour divergence handling based on the relaxed replay and feedback guidance. To evaluate the impact of each strategy on the improvement of the code coverage, we conducted an ablation study. For this purpose, we developed two ablation tools:

- EF1: based on  $\mathcal{E}$ FUZZ, without behaviour divergence handling,
- EF2: based on  $\mathcal{E}$ FUZZ, without fuzzing feedback.

We compare the average branch coverage achieved by  $\mathcal{E}$ FUZZ with that of EF1 and EF2 across 10 runs of 24 hours in each subject, and report the percentage improvements.

**Result.** Table 5 shows the results of the percentage improvements in terms of average branch coverage. Overall, across all subjects, both strategies contributed to the increase in branch coverage, with none exhibiting a negative impact. Compared to EF1 without behaviour divergence handling,  $\mathcal{E}$ FUZZ resulted in an average increase of 30.59% in branch coverage. Notably, in DCMTK, TinyDTLS and MC,  $\mathcal{E}$ FUZZ exhibited branch coverage improvements exceeding 60%. Compared to EF2 without fuzzing feedback,  $\mathcal{E}$ FUZZ increased the branch coverage by 2.39% to 27.79%, with an average increase of 10.38%. Furthermore, comparing  $\mathcal{E}$ FUZZ with both tools across all subjects,  $\hat{A}_{12}=1$ , which indicates that  $\mathcal{E}$ FUZZ significantly outperforms EF1 and EF2. These results demonstrate the importance of  $\mathcal{E}$ FUZZ’s divergence handling and the effectiveness of fuzzing feedback in guiding the search.

We further measured the fuzzing speed of  $\mathcal{E}$ FUZZ in each subject. On average,  $\mathcal{E}$ FUZZ achieves a fuzzing speed of 447.6 executions per second. In certain subjects such as OpenSSH, the fuzzing speed reaches 1320.9 executions per second. The lowest observed fuzzing speed is 124.5 executions per second for OpenSSL. These results show that  $\mathcal{E}$ FUZZ achieves good fuzzing speed despite intercepting system calls.

Divergence handling and feedback guidance enable  $\mathcal{E}$ FUZZ to increase branch coverage by 30.59% and 10.38%, respectively. The contribution of each strategy to enhancing branch coverage is significant.

## 7.5 Discussion

**Manual Effort.** The manual effort needed for using  $\mathcal{E}$ FUZZ is minimal. The only manual involvement is the user inputs necessary for testing GUI applications in the recording phase. For example, when testing the calculator, the user needs to open the application,

type a simple addition operation, and then close it. After recording, the rest of the fuzzing workflow is fully automatic. To collect branch coverage feedback,  $\mathcal{E}\text{FUZZ}$  can directly instrument the binaries of the program under test, eliminating the need to compile the source code. Similarly, the system call interception infrastructure (for record and replay) is binary-only, without requiring source.

**Limitations.** In this paper, we leverage greybox fuzzing over complex program environments. We have demonstrated that the approach of  $\mathcal{E}\text{FUZZ}$  is effective in exposing previously unknown bugs and enhancing code coverage. However, like other fuzzers,  $\mathcal{E}\text{FUZZ}$  is not guaranteed to cover the entire search space. This is an inherent limitation of fuzzing in general, in contrast to model checking and other verification techniques. While  $\mathcal{E}\text{FUZZ}$  can fuzz a broad range of programs, its scope is limited to Linux user-mode environments. This limitation stems from our underlying environmental record and replay infrastructure. Despite this, and compared to existing fuzzers,  $\mathcal{E}\text{FUZZ}$  still maintains its generality, and can fuzz even challenging targets such as network protocols and GUI applications.

$\mathcal{E}\text{FUZZ}$  assumes that I/O input buffer contents can be mutated and reordered arbitrarily. This is a straight-forward generalization of what existing fuzzers already assume; for example, AFL implicitly assumes the input file can be mutated arbitrarily, while AFLNET assumes messages can be reordered. However, these assumptions may not always hold for some edge cases, such as special files (e.g., `/proc/*` and `/dev/zero`) and self-pipes. Fortunately, such examples are rare, and can be avoided using a pre-defined special-case list. As such, no false positives were detected during our evaluation.

## 8 RELATED WORK

**Environment Capture.** Environment handling poses a critical challenge in the realm of model checking and symbolic execution, where achieving an accurate analysis of program behaviours requires considering the full surrounding environment. Many existing approaches manually abstract the environment via a model [6, 10, 19, 24, 33], but crafting abstract models is labor-intensive. Some alternatives [12, 30] leverage virtualization to eliminate the need for constructing abstract models. However, the path-explosion problem persists when analyzing an entire software stack [5, 12]; the presence of many program environments further exacerbates the path explosion problem while finding bugs in software.

**Fuzzing Effort.** In the area of fuzzing, existing fuzzers often focus on a single input, disregarding other environment sources. One potential solution for capturing environment effects, is the use of hypervisor or Virtual Machine (VM) fuzzing [32], allowing the target to be fuzzed in the context of an emulated system environment. This is a heavyweight solution. Moreover, even VM-based fuzzing cannot hook the full environment, which also includes interactions with external servers, hardware devices, or human users. In contrast, our approach is lightweight yet robust, effectively handling the full environment.

**Stateful Fuzzing.** Many programs are stateful, processing inputs based on their internal states. While fuzzing stateful programs, relying solely on code coverage is insufficient in guiding fuzzers to explore complex state machines and reach deep states [3, 4, 23, 29, 31]. Identifying program states poses a significant challenge, and

several works propose diverse state representation schemes. IJON [3] uses human code annotations to annotate states, and AFLNET [29] manually extracts response code based on network protocols as states (e.g., 404 for `http`). STATEAFL [25] hashes in-memory variables as states, while SGFUZZ [4] and NSFUZZ [31] utilize enum variables as states with manual filtering. However, these approaches involve much manual effort or employ specific heuristics such as the emphasis on enum variables in SGFUZZ.

**Snapshot Fuzzing.** When fuzzing stateful systems, achieving a deep exploration of program states often requires a lengthy sequence of messages. For instance, AFLNET [29] opts for replaying each message sequence from initial states, somewhat impeding its fuzzing speed. To address this limitation, SNAPFUZZ [2] employs an in-memory filesystem to efficiently reset to specific interesting states, overcoming the impediment faced by AFLNET. In a similar vein, Nvx-NET [32] introduces a hypervisor-based technique to dump program states at points of interest, including all memory contents. Our algorithm eliminates the need for snapshots or hypervisors, and dynamically *reconstructs* states on-demand through replay. Our algorithm has similarities with fork-based fuzzers such as AFL [35] and AFL++ [17]. Rather than employing a global fork server at program entry, we implement a mini-fork server at each program input, avoiding replaying system call sequence prefixes.

**Record and Replay.** Record and replay have been widely used in assisting program analysis [13, 15, 27, 36]. These approaches have targeted different software and hardware, including virtual machines [13, 15], user-space programs [22, 27] and hardware [28, 36]. Among them, `rr` [27] is a well-known debugger for its ease of use and low adoption cost. Its design principle is to record and replay unmodified user-space applications (binaries) with stock Linux kernels, with a fully user-space implementation running without special privileges, and without using pervasive code instrumentation. The `rr` debugger is primarily designed to help with difficult-to-reproduce bugs that depend on nondeterministic elements of the environment. Our approach is inspired by the `rr` debugger, but we re-purpose `rr` debug-style replay for bug discovery in addition to bug reproducibility.

## 9 CONCLUSION

In this paper, we have proposed a methodology, tool and evaluation to handle complex program environments. Our  $\mathcal{E}\text{FUZZ}$  tool avoids environment modelling by recording program executions and selectively mutating (in the style of greybox fuzzing) the recorded executions during replay to capture the effect of different environments. Evaluation of  $\mathcal{E}\text{FUZZ}$  found 33 zero-day bugs, out of which 24 were confirmed by developers. The applications tested include well-known GUI applications and protocol implementations.  $\mathcal{E}\text{FUZZ}$  presents a general approach for handling software environments, which is different from (a) the practitioners' approach of procuring sample environments for testing code on them one by one, or (b) the current established research on environment modelling. We do not model environments and we do not procure environments. Instead  $\mathcal{E}\text{FUZZ}$  is a general automated framework for navigating the space of program environments via mutational fuzzing.

## ACKNOWLEDGMENT

This research is supported by the National Research Foundation, Singapore, and Cyber Security Agency of Singapore under its National Cybersecurity R&D Programme (Fuzz Testing NRF-NCR25-Fuzz-0001). Any opinions, findings and conclusions, or recommendations expressed in this material are those of the author(s) and do not reflect the views of National Research Foundation, Singapore, and Cyber Security Agency of Singapore.

## REFERENCES

- [1] AFLplusplus. Afl++, <https://github.com/AFLplusplus/AFLplusplus>.
- [2] Anastasios Andronidis and Cristian Cadar. Snapfuzz: high-throughput fuzzing of network applications. In *Proceedings of the 31st ACM SIGSOFT International Symposium on Software Testing and Analysis*, pages 340–351, New York, 2022. ACM.
- [3] Cornelius Aschermann, Sergej Schumilo, Ali Abbasi, and Thorsten Holz. Ijon: Exploring deep state spaces via fuzzing. In *Proceedings of the 2020 IEEE Symposium on Security and Privacy*, pages 1597–1612. IEEE, 2020.
- [4] Jinsheng Ba, Marcel Böhme, Zahra Mirzamomen, and Abhik Roychoudhury. Stateful greybox fuzzing. In *Proceedings of the 31st USENIX Security Symposium (USENIX Security 22)*, pages 3255–3272. USENIX Association, 2022.
- [5] Roberto Baldoni, Emilio Coppa, Daniele Cono D’elia, Camil Demetrescu, and Irene Finocchi. A survey of symbolic execution techniques. *ACM Computing Surveys (CSUR)*, 51(3):1–39, 2018.
- [6] Thomas Ball, Ella Bounimova, Byron Cook, Vladimir Levin, Jakob Lichtenberg, Con McGarvey, Bohus Ondrusek, Sriram K Rajamani, and Abdullah Ustuner. Thorough static analysis of device drivers. *ACM SIGOPS Operating Systems Review*, 40(4):73–85, 2006.
- [7] Marcel Böhme, Cristian Cadar, and Abhik Roychoudhury. Fuzzing: Challenges and reflections. *IEEE Software*, 38(3):79–86, 2020.
- [8] Marcel Böhme, Van-Thuan Pham, and Abhik Roychoudhury. Coverage-based greybox fuzzing as markov chain. In *Proceedings of the 2016 ACM SIGSAC Conference on Computer and Communications Security*, pages 1032–1043. ACM, 2016.
- [9] Marcel Böhme, László Szekeres, and Jonathan Metzman. On the reliability of coverage-based fuzzer benchmarking. In *Proceedings of the 44th International Conference on Software Engineering*, pages 1621–1633. ACM, 2022.
- [10] Cristian Cadar, Daniel Dunbar, Dawson R Engler, et al. Klee: Unassisted and automatic generation of high-coverage tests for complex systems programs. In *Proceedings of the 8th USENIX Symposium on Operating Systems Design and Implementation*, pages 209–224. USENIX Association, 2008.
- [11] Cristian Cadar, Vijay Ganesh, Peter M Pawlowski, David L Dill, and Dawson R Engler. Exe: Automatically generating inputs of death. *ACM Transactions on Information and System Security*, 12(2):1–38, 2008.
- [12] Vitaly Chipounov, Volodymyr Kuznetsov, and George Candea. S2e: A platform for in-vivo multi-path analysis of software systems. In *Proceedings of the 16th ACM International Conference on Architectural Support for Programming Languages and Operating Systems*, pages 265–278. ACM, 2011.
- [13] Brendan Dolan-Gavitt, Josh Hodosh, Patrick Hulin, Tim Leek, and Ryan Whelan. Repeatable reverse engineering with panda. In *Proceedings of the 5th Program Protection and Reverse Engineering Workshop*, pages 1–11. ACM, 2015.
- [14] Gregory J Duck, Xiang Gao, and Abhik Roychoudhury. Binary rewriting without control flow recovery. In *Proceedings of the 41st ACM SIGPLAN conference on programming language design and implementation*, pages 151–163. ACM, 2020.
- [15] George W Dunlap, Samuel T King, Sukru Cinar, Murtaza A Basrai, and Peter M Chen. Revirt: Enabling intrusion analysis through virtual-machine logging and replay. *ACM SIGOPS Operating Systems Review*, 36(SI):211–224, 2002.
- [16] Xiaotao Feng, Ruoxi Sun, Xiaogang Zhu, Minhui Xue, Sheng Wen, Dongxi Liu, Surya Nepal, and Yang Xiang. Snipuzz: Black-box fuzzing of iot firmware via message snippet inference. In *Proceedings of the 2021 ACM SIGSAC Conference on Computer and Communications Security*, pages 337–350. ACM, 2021.
- [17] Andrea Fioraldi, Dominik Maier, Heiko Eißfeldt, and Marc Heuse. AFL++ : Combining incremental steps of fuzzing research. In *Proceedings of the 14th USENIX Workshop on Offensive Technologies*. USENIX Association, 2020.
- [18] Xiang Gao, Gregory J Duck, and Abhik Roychoudhury. Scalable fuzzing of program binaries with e9afl. In *Proceedings of the 36th IEEE/ACM International Conference on Automated Software Engineering (ASE)*, pages 1247–1251. ACM, 2021.
- [19] Patrice Godefroid, Nils Klarlund, and Koushik Sen. Dart: Directed automated random testing. In *Proceedings of the 2005 ACM SIGPLAN conference on Programming language design and implementation*, pages 213–223. ACM, 2005.
- [20] Junho Jung, Stephen Tong, Hong Hu, Jungwon Lim, Yonghui Jin, and Taesoo Kim. Winnie: Fuzzing windows applications with harness synthesis and fast cloning. In *Proceedings of the 2021 Network and Distributed System Security Symposium*, 2021.
- [21] George Klees, Andrew Ruef, Benji Cooper, Shiyi Wei, and Michael Hicks. Evaluating fuzz testing. In *Proceedings of the 2018 ACM SIGSAC conference on computer and communications security*, pages 2123–2138. ACM, 2018.
- [22] Christopher Lidbury and Alastair F Donaldson. Sparse record and replay with controlled scheduling. In *Proceedings of the 40th ACM SIGPLAN Conference on Programming Language Design and Implementation*, pages 576–593. ACM, 2019.
- [23] Ruijie Meng, Martin Mirchev, Marcel Böhme, and Abhik Roychoudhury. Large language model guided protocol fuzzing. In *Proceedings of the 31st Annual Network and Distributed System Security Symposium*. ISOC, 2024.
- [24] Madanlal Musuvathi, David YW Park, Andy Chou, Dawson R Engler, and David L Dill. Cmc: A pragmatic approach to model checking real code. *ACM SIGOPS Operating Systems Review*, 36(SI):75–88, 2002.
- [25] Roberto Natella. Stateafl: Greybox fuzzing for stateful network servers. *Empirical Software Engineering*, 27(191), 2022.
- [26] Roberto Natella and Van-Thuan Pham. Profuzzbench: A benchmark for stateful protocol fuzzing. In *Proceedings of the 30th ACM SIGSOFT international symposium on software testing and analysis*, pages 662–665. ACM, 2021.
- [27] Robert O’Callahan, Chris Jones, Nathan Froyd, Kyle Huey, Albert Noll, and Nimrod Partush. Engineering record and replay for deployability. In *Proceedings of the 2017 USENIX Annual Technical Conference*, pages 377–389. USENIX Association, 2017.
- [28] Heejin Park and Felix Xiaozhu Lin. Gpureplay: a 50-kb gpu stack for client ml. In *Proceedings of the 27th ACM International Conference on Architectural Support for Programming Languages and Operating Systems*, pages 157–170. ACM, 2022.
- [29] Van-Thuan Pham, Marcel Böhme, and Abhik Roychoudhury. Aflnet: A greybox fuzzer for network protocols. In *Proceedings of the 13th IEEE International Conference on Software Testing, Verification and Validation: Testing Tools Track*, pages 460–465. IEEE, 2020.
- [30] Sebastian Poehlau and Aurélien Francillon. Symbolic execution with {SymCC}: Don’t interpret, compile! In *Proceedings of the 29th USENIX Security Symposium*, pages 181–198. Usenix Association, 2020.
- [31] Shisong Qin, Fan Hu, Zheyu Ma, Bodong Zhao, Tingting Yin, and Chao Zhang. Nsfuzz: Towards efficient and state-aware network service fuzzing. *ACM Transactions on Software Engineering and Methodology*, 32(160):1–26, 2023.
- [32] Sergej Schumilo, Cornelius Aschermann, Andrea Jemmett, Ali Abbasi, and Thorsten Holz. Nyx-net: network fuzzing with incremental snapshots. In *Proceedings of the 17th European Conference on Computer Systems*, pages 166–180. ACM, 2022.
- [33] Koushik Sen, Darko Marinov, and Gul Agha. Cute: A concolic unit testing engine for c. *ACM SIGSOFT Software Engineering Notes*, 30(5):263–272, 2005.
- [34] O. Tkachuk, M.B. Dwyer, and C.S. Pasareanu. Automated environment generation for software model checking. In *Proceedings of the 18th IEEE International Conference on Automated Software Engineering*, pages 116–127. IEEE, 2003.
- [35] Michał Zalewski. AFL. <https://lcamtuf.coredump.cx/afl/>.
- [36] Gefei Zuo, Jiacheng Ma, Andrew Quinn, and Baris Kasikci. Vidi: Record replay for reconfigurable hardware. In *Proceedings of the 28th ACM International Conference on Architectural Support for Programming Languages and Operating Systems, Volume 3*, pages 806–820. ACM, 2023.