

ATTACK ON SCENE FLOW USING POINT CLOUDS

Haniyeh Ehsani Oskouie^{*}

Mohammad-Shahram Moin[†]

Shohreh Kasaei^{*}

^{*} Sharif University of Technology
{haniyeh.ehsani, kasaei}@sharif.edu

[†] ICT Research Institute
moin@itrc.ac.ir

ABSTRACT

Deep neural networks have made significant advancements in accurately estimating scene flow using point clouds, which is vital for many applications like video analysis, action recognition, and navigation. Robustness of these techniques, however, remains a concern, particularly in the face of adversarial attacks that have been proven to deceive state-of-the-art deep neural networks in many domains. Surprisingly, the robustness of scene flow networks against such attacks has not been thoroughly investigated. To address this problem, the proposed approach aims to bridge this gap by introducing adversarial white-box attacks specifically tailored for scene flow networks. Experimental results show that the generated adversarial examples obtain up to 33.7 relative degradation in average end-point error on the KITTI and FlyingThings3D datasets. The study also reveals the significant impact that attacks targeting point clouds in only one dimension or color channel have on average end-point error. Analyzing the success and failure of these attacks on the scene flow networks and their 2D optical flow network variants show a higher vulnerability for the optical flow networks.

Index Terms— Scene Flow Estimation, White-box Adversarial Attacks, Point Clouds

1. INTRODUCTION

Scene flow estimation is a crucial task that involves comprehending movements and interrelationships of objects within a three-dimensional scene. Unlike basic optical flow, which focuses solely on motion of individual pixels, the scene flow estimation considers a broader-scale motion and spatial connections between objects. By estimating the scene flow, valuable insights are gained that can be applied in diverse applications such as object tracking, video analysis, action recognition, navigation, liveness detection, and authentication. In this problem, the inputs are point clouds (PC) from two consecutive frames. Each point in the point cloud has multiple features including but not limited to color and point coordinates. The position of a point p_i is represented by (x_i, y_i, z_i) . A set of vectors (u_i, v_i, w_i) is viewed as the scene flow where each vector corresponds to the displacement of a point in the point cloud. The objective for this

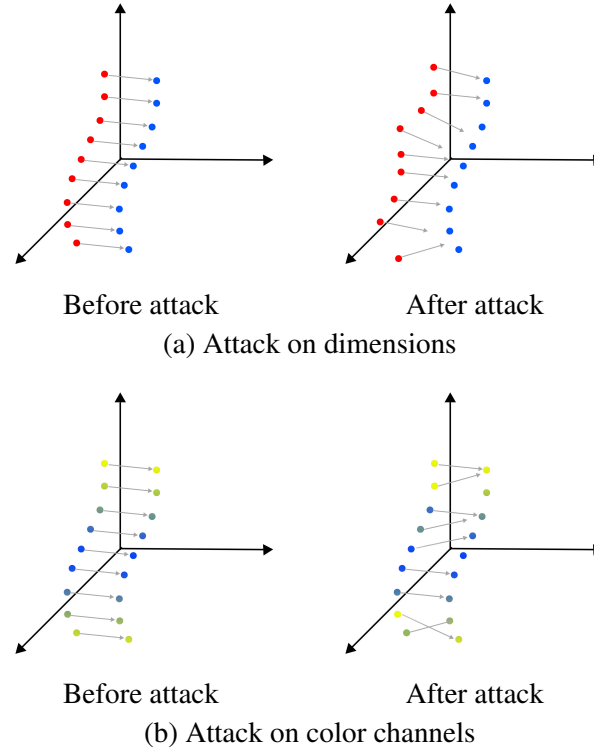


Fig. 1: Attacks on a sample of point cloud. Gray vectors illustrate scene flow. Perturbing the first point cloud results in significant alterations to the scene flow.

problem is to determine the scene flow (U, V, W) between the point clouds $PC1$ at time t and $PC2$ at time $t + 1$, such that it minimizes average end-point error (AEPE).

Conventional approaches to the scene flow estimation face challenges when dealing with fast-moving objects, occlusions, scenes with low texture, or blurry surfaces. To address these limitations and enhance both accuracy and speed, researchers have turned to deep neural networks, leveraging their ability to learn intricate patterns from extensive datasets. However, these networks are not impervious to adversarial attacks, which pose a significant threat to the accuracy and reliability of scene flow estimation. To date, despite the widespread adoption of the deep neural networks in this domain, there has been limited research investigating the impact of adversarial attacks on these networks. This knowledge gap underscores the need for a deeper understanding of the vulnerabilities and potential consequences associated with such attacks in scene flow estimation. In this paper, the focus is on extending the adversarial white-box attacks to the scene flow neural networks. To achieve this goal, FGSM-SF and PGD-SF are proposed which are specifically designed for the scene flow networks. As investigated in the paper, the scene flow networks are vulnerable to the designated adversarial attacks. The findings also reveal that attacks targeting point clouds in either a single dimension or color channel have a substantial impact on the average end-point error. Additionally, by comparing the robustness of the scene flow networks with their 2D counterparts, a higher level of robustness is observed for the scene flow networks.

2. LITERATURE REVIEW

2.1. Scene Flow

State-of-the-art deep learning approaches have replaced the traditional optimization process by directly utilizing convolutional networks to predict scene flow [1, 2, 3, 4, 5, 6]. Liu et al. introduce the first deep neural network, named FlowNet3D, for the scene flow estimation directly from the point clouds, focusing on hierarchical features and flow embeddings [3]. Puy et al. introduce FLOT for the scene flow estimation on the point clouds using optimal transport principles [2]. Several studies in the field have focused on enhancing the generalization ability of the models to improve their performance across diverse scenarios [1, 5]. More recently, Wu et al. introduce PointPWCNet, a deep neural network designed for supervised and self-supervised scene flow estimation on the 3D point clouds [6]. While these studies mainly focus on developing deep neural networks for the scene flow estimation from the point clouds, they do not address the evaluation of the networks' robustness against adversarial attacks. Therefore, in this paper, adversarial attacks are applied to the aforementioned network to compare the robustness of different networks designed for the scene flow estimation.

2.2. Adversarial Attacks

Adversarial attacks in the context of deep learning networks involve intentionally perturbing the input data to deceive the networks into making incorrect predictions. These attacks exploit vulnerabilities in the decision-making process of the networks, leading to erroneous outputs. In certain scenarios, the generated adversarial examples using these methods are intentionally fed into the network as part of the process to improve its resilience against potential attacks [7]. Recent research has revealed that neural network classifiers are further susceptible to universal adversarial attacks, which vividly expose their inherent weaknesses [8, 9].

A study by Szegedy et al. is a significant contribution to the robustness evaluation of the neural networks. The authors introduce Fast Gradient Sign Method (FGSM), known for generating adversarial examples for classification tasks. By leveraging the linear nature of neural networks, FGSM efficiently computes perturbations in the input space to cause misclassifications. The study highlights the vulnerabilities of the neural networks to the adversarial perturbations and emphasizes the regularization effects of adversarial training [10]. Similarly, Madry et al. explore another method for designing the adversarial attacks on the deep neural networks, called projected gradient descent (PGD) as a universal "first-order adversary" to enhance the robustness. Their findings underscore the importance of defending against the adversarial examples, suggesting the feasibility of securing the neural networks [11].

Liu et al. are the first to extend the adversarial attacks to deep 3D point cloud classifiers, proposing new defenses that leverage the unique structure of 3D point clouds. Their research suggests that while 3D point cloud classifiers are vulnerable to the attacks, they can be more easily defended compared to 2D image classifiers [12]. More recently, Ranjan et al. have explored adversarial patch attacks on optical flow networks, highlighting their disruptive impact on the performance of the networks. They found encoder-decoder networks to be highly vulnerable, while spatial pyramid architectures exhibited greater robustness [13].

Building upon the insights gained from previous studies, the scene flow networks, which are closely related to optical flow networks, are potentially susceptible to similar adversarial attack approaches. Hence, investigating the effectiveness of the adversarial attacks on the scene flow networks would be a valuable

extension of the existing research.

3. PROPOSED METHOD

Adversarial attacks refer to deliberately modifying the input data in subtle ways to deceive neural networks, causing them to make predictions that deviate from true labels. The majority of scene flow datasets, which consist of the 3D motion of the objects in a scene, are either synthetically generated or limited, hindering the ability of the neural networks to generalize effectively to real-world scenarios. This challenge can be solved using FGSM [10] and PGD [11], which allow adversarial examples to be generated during training phase, augmenting training data with perturbed samples, thus strengthening the models. Additionally, these examples can be considered as synthetic samples of distorted or occluded objects, effectively simulating the real-world scenarios where the objects may appear deformed. Utilizing these examples during training can aid the scene flow networks in improving their ability to handle such challenging cases, ultimately enhancing their overall performance.

Given a neural network f , ϵ -norm bounded adversary δ for FGSM[10] and PGD[11] is obtained by optimizing the following

$$\max_{\delta: \|\delta\| \leq \epsilon} \ell(y, f(X + \delta)) \quad (1)$$

where ℓ is the network's loss function, X is the input, and y is the ground-truth label of the input.

For scene flow, the goal is to find a perturbation δ for the given point clouds PC_1 and PC_2 such that it maximizes the loss between the output and ground-truth scene flow SF . Here, end-point error (EPE) is considered as the main loss function. Therefore, the formula can be rewritten as

$$\max_{\delta: \|\delta\| \leq \epsilon} \text{EPE}(SF, f(PC_1 + \delta, PC_2)). \quad (2)$$

Incorporating EPE as the primary loss function offers several advantages. First, it provides a reliable metric for comparing different models without the requirement of knowing their corresponding loss functions. Second, by disregarding terms related to regularization and occlusion, the vulnerabilities of the models can be specifically evaluated under normal circumstances. This approach aids in determining whether the models excel in handling typical scenarios.

For FGSM-SF, the l_∞ -bounded adversary A is obtained by the following one-step scheme

$$\begin{aligned} L &= \text{EPE}(SF, f(PC_1, PC_2)), \\ A &= PC_1 + \epsilon \cdot \text{sign}(\nabla_{PC_1} L). \end{aligned} \quad (3)$$

PGD-SF is a multi-step and stronger variant of FGSM-SF, and the adversarial example using this attack is calculated by

$$PC_1^{(t+1)} = \Pi_{PC_1 + \mathcal{S}}(PC_1^{(t)} + \alpha \cdot \text{sign}(\nabla_{PC_1} L)). \quad (4)$$

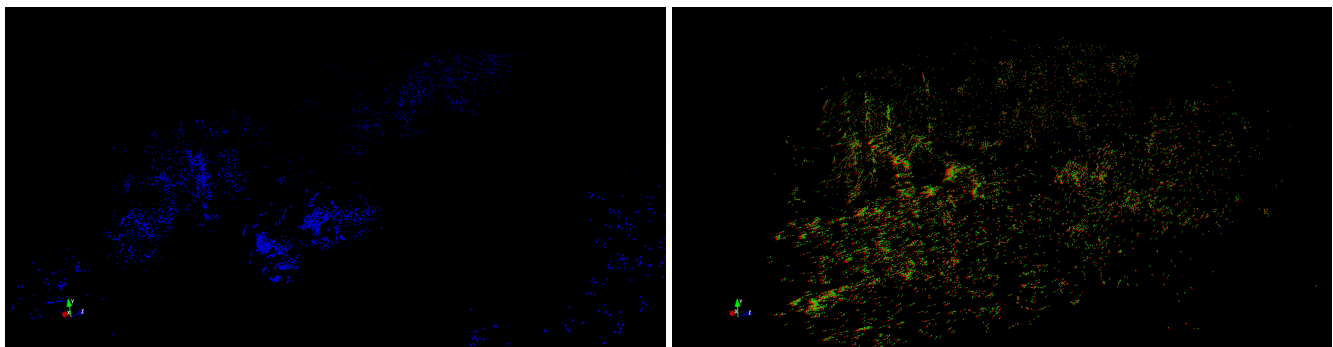
Notably, the input data for scene flow contains either color or position information pertaining to the points. This distinction becomes significant when deciding which aspect to target for the attacks. If the input includes information about the color of the points, the choice is to target the color channels for the attacks; else, the attacks aim at the dimensions. Attacking the dimensions allows the generation of the point clouds that represent deformed objects. Conversely, attacking the color channels enables the simulation of local shadows and brightness variations, thereby enhancing the realism of the generated point clouds. An illustrative example showcasing these attacks can be observed in Fig. 1.

Table 1: Average end-point error of scene flow networks before and after FGSM-SF.

Dataset	Model	Unattacked EPE	Attack on dimension 1		Attack on dimension 2		Attack on dimension 3		Attack on all dimensions	
			EPE	Rel	EPE	Rel	EPE	Rel	EPE	Rel
KITTI	HPLFlowNet	0.117	0.136	+0.162	0.156	+0.333	0.137	+0.171	0.196	+0.675
	FLOT	0.110	1.857	+15.882	1.932	+16.564	1.577	+13.336	3.159	+27.718
	FlowNet3D	0.299	1.449	+3.846	1.920	+5.421	1.611	+4.388	3.359	+10.234
FlyingThings3D	HPLFlowNet	0.080	0.088	+0.100	0.119	+0.488	0.093	+0.163	0.140	+0.750
	FLOT	0.156	1.668	+9.692	1.692	+9.846	1.737	+10.135	2.680	+16.180
	FlowNet3D	0.155	1.946	+11.555	1.766	+10.394	1.767	+10.400	3.804	+23.542

Table 2: Average end-point error of scene flow networks before and after PGD-SF.

Dataset	Model	Unattacked AEPE	Attack on dimension 1		Attack on dimension 2		Attack on dimension 3		Attack on all dimensions	
			AEPE	Rel	AEPE	Rel	AEPE	Rel	AEPE	Rel
KITTI	HPLFlowNet	0.117	0.142	+0.214	0.169	+0.444	0.144	0.144	0.203	+0.735
	FLOT	0.110	1.693	+14.391	1.870	+16.000	1.714	+14.582	3.821	+33.736
	FlowNet3D	0.292	1.706	+4.842	2.168	+6.425	1.975	+5.764	3.261	+10.168
FlyingThings3D	HPLFlowNet	0.080	0.090	+0.125	0.133	+0.663	0.096	+0.200	0.147	+0.837
	FLOT	0.156	1.719	+10.019	1.673	+9.724	1.808	+10.590	3.136	+19.103
	FlowNet3D	0.155	2.325	+14.000	1.936	+11.490	1.875	+11.097	3.135	+19.226

**Fig. 2:** The impact of PGD-SF on a sample of point clouds from KITTI. The left image shows an example of a point cloud, and the right image illustrates the difference between unattacked and attacked scene flow predictions. The red and green points represent $PC_1 + SF$ before and after PGD-SF, respectively.

4. NUMERICAL RESULTS

Numerical experiments were performed to evaluate the proposed FGSM-SF and PGD-SF schemes on sampled point clouds from standard stereo image datasets including KITTI [14] and FlyingThings3D [15]. KITTI is a widely used benchmark dataset for computer vision tasks in autonomous driving. It comprises of real-world sensor data from LiDAR scans, along with annotations for tasks like object detection and scene understanding. FlyingThings3D is another dataset designed for scene flow estimation in aerial scenes. It contains around 32k stereo images with ground truth disparity and optical flow maps. Although KITTI is seemingly a better dataset to investigate for real-world scenarios, it provides only 200 training scenes which is insufficient for comprehensive training purposes. Hence, the models studied here are trained on FlyingThings3D and evaluated on both FlyingThings3D and KITTI.

Table 1 and Table 2 show the impact of FGSM-SF and PGD-SF attacks on different scene flow networks, including FlowNet3D [3], FLOT [2], and HPLFlowNet [1]. These networks leverage positional information from the points within the point clouds for the scene flow estimation, which is why the attacks specifically targeted the dimensions. As observed in the tables, average end-point error (AEPE) was measured for pre-attacks, attacks per dimension, and attacks across all dimensions. Relative degradation in AEPE is also provided. All the perturbations were scaled such that the norm value $\epsilon = 2$. For this specific setting, a total of 10 iterations were chosen for the PGD-SF. The results demonstrate that the designed attacks have a significant adverse effect on the performance of all of the models. As indicated in the tables, even attacking a spatial dimension has a substantial impact on increasing the AEPEs. Additionally, the results reveal that PGD-SF is stronger than FGSM-SF, albeit at the cost of longer execution times due to the higher number of steps involved in the algorithm. Among the models, HPLFlowNet is shown to be more robust against adversarial attacks. This may be due to the use of CorrBCLs which behaves similar to the spatial pyramids. Fig. 2 illustrates the effect of the designed perturbations on HPLFlowNet.


With many scene flow networks drawing inspiration from their optical flow counterparts, the question arises as to which one exhibits greater robustness. Table 3 compares the robustness of two scene flow networks (RAFT-3D [4] and FlowNet3D [3]) with their 2D variants (RAFT [16] and FlowNet [17]). Since all the networks rely on color information for flow estimation, the attacks are applied targeting the color channels. In the table, AEPEs are displayed for pre-attacks, attacks per color channel, and attacks across all color channels. Here, the focus was exclusively on evaluating the networks using the KITTI dataset due to its safety-critical applications. For this particular case, a norm value of $\epsilon = \frac{10}{256}$ was selected. It is important to note that although RAFT-3D is categorized as a scene flow network, it differs from others in that it takes RGB-D data as the input instead of the point clouds. While a direct comparison of AEPEs is not feasible due to the disparity in the number of critical points in an image and the number of points in a point cloud, the relative degradation value facilitates meaningful comparisons by mitigating the influence of point count differences. It is demonstrated that attacking a single color channel has a significant impact on increasing the AEPEs, particularly showing a more adverse effect for PGD-SF. A good example is Fig. 3 which displays the impact of the channel attacks using PGD-SF on optical flow estimation of RAFT. The results also indicate that the 3D variants of the networks exhibit significantly greater robustness compared to their 2D counterparts. The reason for this lies in the additional information they possess regarding the depth of the points. Upon closer examination of the results, it becomes evident that FlowNet3D demonstrates greater robustness against the channel attacks compared to the dimension attacks. This can be attributed to the significance of the point positions in the scene flow estimation. Overall, these empirical results confirm the hypothesis that both FGSM-SF and PGD-SF can significantly change the scene flow.

5. CONCLUSION

A novel adversarial attack was introduced specifically designed to deceive scene flow networks without affecting human predictions. The generated adversarial examples demonstrated effectiveness in altering the average end-point error of the scene flow networks. The susceptibility of the scene flow networks to the adversarial attacks was observed to be higher compared to the optical flow networks. Nevertheless, the field of scene flow estimation has received relatively less research attention, emphasizing the need for more comprehensive investigations in this domain. In addition, the robustness of the networks can be improved by the attacks proposed in this paper. In light of the various applications of the scene flow estimation, such as liveness detection and authentication, future research can explore the combination of the proposed method with liveness detection and authentication specifications to achieve improved results. An

Table 3: Comparison between 2D and 3D networks.

Attack type	Model	Unattacked	Attack on channel 1		Attack on channel 2		Attack on channel 3		Attack on all channels	
		AEPE	AEPE	Rel	AEPE	Rel	AEPE	Rel	AEPE	Rel
FGSM-SF	RAFT	5.030	8.120	+6.579	5.740	+0.141	6.330	+0.258	8.830	+0.755
	RAFT-3D	11.158	10.962	-0.018	11.193	+0.003	10.851	-0.028	10.626	-0.048
	FlowNet	7.789	38.800	+3.981	27.222	+2.495	41.455	+4.322	70.193	+8.012
	FlowNet3D	0.292	0.896	+2.068	1.179	+3.038	1.154	+2.952	1.115	+2.818
PGD-SF	RAFT	5.030	22.160	+3.406	10.495	+1.086	13.502	+1.684	37.098	+6.375
	RAFT-3D	11.158	11.758	+0.054	11.795	+0.057	11.826	+0.060	11.986	+0.074
	FlowNet	7.789	97.247	+11.485	76.563	+8.830	93.250	+10.972	334.929	+42.000
	FlowNet3D	0.292	0.928	+2.178	1.324	+3.534	1.196	+3.096	1.358	+3.651

**Fig. 3:** Optical flow of two consecutive frames of KITTI obtained from RAFT before and after PGD-SF.

additional avenue that researchers can pursue is the exploration of black-box attacks specifically targeting the scene flow estimation.

6. REFERENCES

- [1] Xiuye Gu, Yijie Wang, Chongruo Wu, Yong Jae Lee, and Panqu Wang, “Hplflownet: Hierarchical permutohedral lattice flownet for scene flow estimation on large-scale point clouds,” in *Computer Vision and Pattern Recognition (CVPR), 2019 IEEE International Conference on*, 2019.
- [2] Gilles Puy, Alexandre Boulch, and Renaud Marlet, “FLOT: Scene Flow on Point Clouds Guided by Optimal Transport,” in *European Conference on Computer Vision*, 2020.
- [3] Xingyu Liu, Charles R Qi, and Leonidas J Guibas, “Flownet3d: Learning scene flow in 3d point clouds,” *CVPR*, 2019.
- [4] Zachary Teed and Jia Deng, “Raft-3d: Scene flow using rigid-motion embeddings,” in *Proceedings of the IEEE/CVF Conference on Computer Vision and Pattern Recognition (CVPR)*, 2021.
- [5] Yair Kittenplon, Yonina C. Eldar, and Dan Raviv, “Flowstep3d: Model unrolling for self-supervised scene flow estimation,” *ArXiv*, vol. abs/2011.10147, 2020.
- [6] Wenxuan Wu, Zhi Yuan Wang, Zhuwen Li, Wei Liu, and Li Fuxin, “Pointpwc-net: Cost volume on point clouds for (self-) supervised scene flow estimation,” in *European Conference on Computer Vision*. Springer, 2020, pp. 88–107.
- [7] Ali Shafahi, Mahyar Najibi, Zheng Xu, John P. Dickerson, Larry S. Davis, and Tom Goldstein, “Universal adversarial training,” *ArXiv*, vol. abs/1811.11304, 2018.
- [8] Seyed-Mohsen Moosavi-Dezfooli*, Alhussein Fawzi*, Omar Fawzi, and Pascal Frossard, “Universal adversarial perturbations,” 2017.
- [9] Haniyeh Ehsani Oskouie and Farzan Farnia, “Interpretation of neural networks is susceptible to universal adversarial perturbations,” *ICASSP 2023 - 2023 IEEE International Conference on Acoustics, Speech and Signal Processing (ICASSP)*, pp. 1–5, 2022.
- [10] Christian Szegedy, Wojciech Zaremba, Ilya Sutskever, Joan Bruna, Dumitru Erhan, Ian Goodfellow, and Rob Fergus, “Intriguing properties of neural networks,” in *International Conference on Learning Representations*, 2014.
- [11] Aleksander Madry, Aleksandar Makelov, Ludwig Schmidt, Dimitris Tsipras, and Adrian Vladu, “Towards deep learning models resistant to adversarial attacks,” in *International Conference on Learning Representations*, 2018.
- [12] Daniel Liu, Ronald Yu, and Hao Su, “Extending adversarial attacks and defenses to deep 3d point cloud classifiers,” in *2019 IEEE International Conference on Image Processing (ICIP)*, 2019, pp. 2279–2283.
- [13] Anurag Ranjan, Joel Janai, Andreas Geiger, and Michael J. Black, “Attacking optical flow,” *2019 IEEE/CVF International Conference on Computer Vision (ICCV)*, pp. 2404–2413, 2019.
- [14] Andreas Geiger, Philip Lenz, and Raquel Urtasun, “Are we ready for autonomous driving? the kitti vision benchmark suite,” in *2012 IEEE Conference on Computer Vision and Pattern Recognition*, 2012, pp. 3354–3361.

- [15] Nikolaus Mayer, Eddy Ilg, Philip Häusser, Philipp Fischer, Daniel Cremers, Alexey Dosovitskiy, and Thomas Brox, “A large dataset to train convolutional networks for disparity, optical flow, and scene flow estimation,” in *2016 IEEE Conference on Computer Vision and Pattern Recognition (CVPR)*, 2016, pp. 4040–4048.
- [16] Zachary Teed and Jia Deng, “Raft: Recurrent all-pairs field transforms for optical flow,” in *European Conference on Computer Vision*, 2020.
- [17] Alexey Dosovitskiy, Philipp Fischer, Eddy Ilg, Philip Häusser, Caner Hazirbas, Vladimir Golkov, Patrick van der Smagt, Daniel Cremers, and Thomas Brox, “Flownet: Learning optical flow with convolutional networks,” *2015 IEEE International Conference on Computer Vision (ICCV)*, pp. 2758–2766, 2015.