

# Interpolation and differentiation of alchemical degrees of freedom in machine learning interatomic potentials

Juno Nam<sup>1</sup> and Rafael Gómez-Bombarelli<sup>1,\*</sup>

<sup>1</sup>*Department of Materials Science and Engineering,  
Massachusetts Institute of Technology, Cambridge, MA 02139, USA*

(Dated: April 17, 2024)

Machine learning interatomic potentials (MLIPs) have become a workhorse of modern atomistic simulations, and recently published universal MLIPs, pre-trained on large datasets, have demonstrated remarkable accuracy and generalizability. However, the computational cost of MLIPs limits their applicability to chemically disordered systems requiring large simulation cells or to sample-intensive statistical methods. Here, we report the use of continuous and differentiable alchemical degrees of freedom in atomistic materials simulations, exploiting the fact that graph neural network MLIPs represent discrete elements as real-valued tensors. The proposed method introduces alchemical atoms with corresponding weights into the input graph, alongside modifications to the message-passing and readout mechanisms of MLIPs, and allows smooth interpolation between the compositional states of materials. The end-to-end differentiability of MLIPs enables efficient calculation of the gradient of energy with respect to the compositional weights. Leveraging these gradients, we propose methodologies for optimizing the composition of solid solutions towards target macroscopic properties and conducting alchemical free energy simulations to quantify the free energy of vacancy formation and composition changes. The approach offers an avenue for extending the capabilities of universal MLIPs in the modeling of compositional disorder and characterizing the phase stabilities of complex materials systems.

## I. INTRODUCTION

Atomistic simulations are a cornerstone of computational modeling of the dynamic behavior of materials. Achieving predictive and efficient simulations necessitates a balance between the quality and cost of the description of interatomic interactions and exhaustive sampling to achieve converged thermodynamic averages. Density functional theory (DFT) calculations are typically taken as a gold standard for accuracy in materials simulations. Ab initio molecular dynamics (AIMD) simulations [1] propagate dynamics using these high-quality DFT forces, but their high computational cost limits scalability. Machine learning interatomic potentials (MLIPs) [2, 3], trained on electronic structure calculation results, offer a low-cost alternative to DFT energies and forces in MD. Beginning from the seminal works of the Behler–Parrinello network [4] and GAP [5], various architectures of MLIP have been proposed to offer a selection within a trade-off between accuracy and speed, such as SchNet [6], PaiNN [7], NequIP [8], Allegro [9], MACE [10, 11], and CACE [12]. Recently, universal MLIPs, such as M3GNet [13], CHGNet [14], and MACE-MP-0 [15], have emerged, providing atomistic modeling capabilities across a substantial portion of elements in the periodic table and their combinations. All these models are trained on DFT energies and gradients extracted from a large-scale materials database such as the Materials Project [16]. The benchmark results [17, 18] demonstrate that they offer high-fidelity modeling of atomic interactions and phonon

dispersion, thereby serving as reliable “foundation models” in the context of downstream atomistic simulation applications.

While interatomic potentials are primarily intended to operate on atomic positions with fixed elemental identities, it is intriguing to consider their alchemical degrees of freedom, wherein the elemental identities can be altered continuously. In the realm of electronic structure methods, von Lilienfeld and colleagues have pioneered the molecular grand-canonical ensemble DFT and have advanced subsequent lines of research on alchemical transformations, which enable the alteration and optimization of chemical compositions [19–23]. From the standpoint of MLIPs, Ceriotti and colleagues introduced an alchemical compression scheme based on an atom-centered density framework and applied the approach to model high-entropy alloys [24–26]. They demonstrated that compressing the representation of physical elements onto low-dimensional subspaces of pseudoelements enables efficient modeling of compositionally complex systems and interpolation to elements not encountered during training. While continuous representations of elements correspond to atomic embeddings in graph-based MLIPs, most universal MLIPs typically use much higher-dimensional atomic embeddings to ensure that the model is sufficiently expressive. Since models are only trained with discrete atom identities, it is challenging to identify meaningful submanifolds of elemental embeddings to interpolate elements or project gradients, as seen in the context of molecule design with pre-trained MLIPs [27]. On the other hand, simple linear interpolation of embeddings for modeling compositions may lead to unphysical outputs.

Alchemical changes are of particular importance in free

\* rafagb@mit.edu

energy simulations [28, 29]. Free energy simulations are widely used to characterize the finite-temperature stabilities of solid phases [30, 31], and automatic protocols have been developed accordingly [32]. However, while alchemical free energy calculations are widely used to study protein–small molecule interactions [33], their applications in materials systems are limited. This would be largely due to the challenge of parametrizing interatomic potentials for systems with three or more elements. Notably, Jinnouchi et al. [34] introduced a thermodynamic integration (TI) method to compute the chemical potentials of liquid Si and LiF in H<sub>2</sub>O by smoothly turning on or off interactions between atoms in kernel-based MLIPs through alchemical switching.

With the advent of universal MLIPs, the challenge of fitting potentials for systems containing multiple types of elements has been alleviated, and they provide reasonable accuracy for dynamics around equilibrium geometries. Thus, it is timely to consider the application of universal MLIPs to facilitate free energy simulations along alchemical pathways. In this work, building upon the prototypical construction of graph-based MLIPs, we access the hitherto hidden alchemical degrees of freedom inherent in MLIPs. Rather than altering the continuous embeddings of individual atoms, we augment the input graph structure by introducing alchemical atoms, each associated with its respective compositional weight. Through subsequent modifications to the message passing scheme and energy readout, our scheme provides smooth interpolation between different compositional states of materials. Moreover, given the end-to-end differentiability with respect to the alchemical weights  $\lambda$ , it facilitates the calculation of the alchemical gradient of the energy  $\partial H/\partial \lambda$  and subsequently the calculation of the free energy of the alchemical transformation. In addition, we explore the application of alchemical intermediate states with mixed compositions in creating a computationally efficient description of solid solutions.

## II. RESULTS

### A. Alchemical graph and message passing

**Prototypical MLIP construction.** Our objective here is to introduce modifications to the non-learnable parts of the MLIPs so that we can model the alchemical compositions of materials without further fine-tuning the models. First, we start by introducing the prototypical construction of graph-based MLIPs. An atomic system is represented as a graph  $\mathcal{G} = (\mathcal{V}, \mathcal{E})$  with an atom as a node  $i \in \mathcal{V}$  and an atom pair within a defined cutoff distance as an edge  $(i, j) \in \mathcal{E}$  [35, 36]. Each element  $Z_i$  is embedded into a continuous vector  $\mathbf{z}_i$ , which is then used to initialize node features  $\mathbf{h}_i^{(0)}$ . Edge features  $\mathbf{e}_{ij}$  are derived from the relative displacements  $\mathbf{r}_{ij}$ . The input is then passed through the layers of the graph neural network with a message-passing mechanism [37–39]. In

layer  $t$ , a message  $\mathbf{m}_i^{(t)}$  is constructed by pooling the message contributions over the neighboring nodes as

$$\mathbf{m}_i^{(t)} = \sum_{j \in \mathcal{N}(i)} M_t(\mathbf{h}_i^{(t)}, \mathbf{h}_j^{(t)}, \mathbf{e}_{ij}), \quad (1)$$

where each contribution is computed from the hidden node features and the edge feature by a message function  $M_t$ . The messages are then used to update the node features:

$$\mathbf{h}_i^{(t+1)} = U_t(\mathbf{h}_i^{(t)}, \mathbf{m}_i^{(t)}), \quad (2)$$

where  $U_t$  is an update function. Finally, a readout function  $R$  transforms the final node features  $\mathbf{h}_i^{(T)}$  into the node energies, which are summed over the entire node list to give an estimate of the potential energy as

$$E = \sum_{i \in \mathcal{V}} R(\mathbf{h}_i^{(T)}). \quad (3)$$

This is a minimal prototype of MLIPs, and the state-of-the-art models use various additional mechanisms to enhance the expressivity to improve the fit to the training data. Although the alchemical modifications introduced in this work are based on this prototype, it can easily be integrated with such mechanisms, as further detailed in Sec. IV.

**Alchemical modification.** We now introduce the modifications to the input graph and the architecture of the MLIP model to allow the modeling of compositionally mixed structures with partial occupancies of atoms. The main idea is to augment the original graph with alchemical parts, creating an extra group of atoms or nodes for each compositional state to be modeled, and to modify the message passing scheme to keep it consistent with the baseline MLIP. First, we define the alchemical weights  $\lambda = \{\lambda_\alpha\}_{\alpha=1}^k$  to assign the weights to each compositional state. For example, if we are modeling the mixed structure of LiCl, NaCl, and KCl with 20%, 30%, and 50% weights, respectively, the weights would be  $\lambda = [0.2, 0.3, 0.5]$ .

Now, we define an alchemical graph  $\tilde{\mathcal{G}} = (\tilde{\mathcal{V}}, \tilde{\mathcal{E}})$  as an extension of an original graph  $\mathcal{G} = (\mathcal{V}, \mathcal{E})$ . For the previous example, we assume that we have an original graph representing the NaCl crystal structure. The construction is independent of the original elemental identities of the alchemical atoms, and only the atomic positions will be inherited. Each node in an alchemical graph is identified by a pair of indices, the original atom index  $i$  and the alchemical index  $\alpha$ , and denoted by  $(i, \alpha) \in \tilde{\mathcal{V}}$ . All non-alchemical atoms (e.g., Cl), for which the element remains the same for all compositional states, are assigned with  $\alpha = 0$ , and the corresponding weight  $\lambda_0 = 1$ . Alchemical atoms are split into multiple nodes according to their compositional states (Fig. 1a). For example, the Na atom  $i$  in the original graph is split into three nodes  $(i, 1)$ ,  $(i, 2)$ , and  $(i, 3)$ , with elements

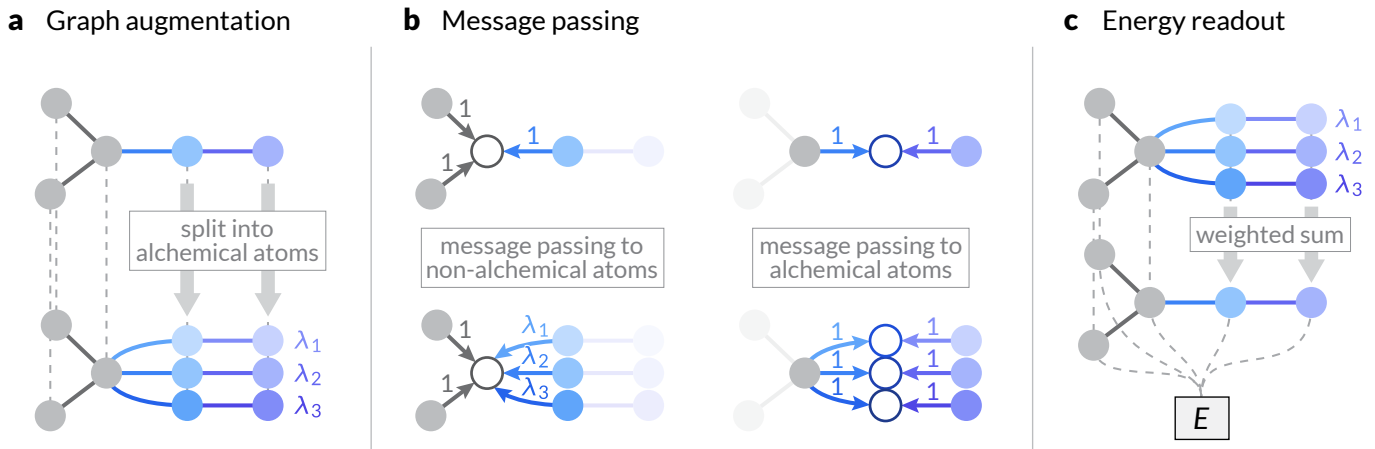


FIG. 1. **Alchemical modification scheme for machine learning interatomic potentials.** (a) Alchemical graph augmentation: The relevant original atoms are split into alchemical atoms with different elemental identities, which are associated with alchemical weights  $\lambda_i$ . (b) Alchemical message passing: At the message aggregation step (equation (6)), each message contribution from neighboring atoms is weighted according to the asymmetric weighting scheme in equation (5). Only the weights from alchemical to non-alchemical atoms are weighted according to the alchemical weights of the source atoms to ensure consistency with the message-passing scheme in the original graph. (c) Alchemical energy readout: The energy contributions from the alchemical atoms are weighted according to their respective alchemical weights.

$(Z_{(i,1)}, Z_{(i,2)}, Z_{(i,3)}) = (\text{Li}, \text{Na}, \text{K})$ . As such, the node features for alchemical atoms will be initialized with respective elemental embeddings. Then, we assign an alchemical weight  $\lambda_\alpha$  to node  $(i, \alpha)$ . All other features, such as the positions of the atoms, are inherited from the original graph, e.g.,  $\mathbf{r}_{(i,\alpha)} = \mathbf{r}_i$ .

Edges are connected between the alchemical graph nodes as in the original graph when either any the two endpoint nodes is non-alchemical (with weight index 0), or both nodes are in the same alchemical state (have the same weight index), i.e.,

$$\tilde{\mathcal{E}} = \{((i, \alpha), (j, \beta)) \mid (i, \alpha), (j, \beta) \in \tilde{\mathcal{V}} \wedge (i, j) \in \mathcal{E} \wedge (\alpha = 0 \vee \beta = 0 \vee \alpha = \beta)\}. \quad (4)$$

This is in line with the “dual topology” paradigm widely utilized in the alchemical free energy literature [40–42], in which the atoms in the different alchemical states geometrically coexist but do not interact directly with each other. To model the scaled interaction between atoms in the alchemical graph, we introduce edge weights to scale the message contributions. Aldeghi and Coley [43] have proposed a similar idea in which they model the different topological assemblies of polymers by weighted (stochastic) edges between linkage atoms in monomers. Here, we use an asymmetrical weighting scheme given as

$$\omega_{\alpha\beta} = \begin{cases} \lambda_\beta & \text{if } \alpha = 0 \wedge \beta \neq 0 \\ 1 & \text{otherwise,} \end{cases} \quad (5)$$

i.e., only the message contributions from alchemical atoms to non-alchemical atoms are weighted by the alchemical weight of the source atom. This choice is based on the observation depicted in Fig. 1b. Since we are

extending the original MLIP for alchemical compositions without modifying the learnable functions, we should ensure that the message passing is consistent with original graphs where all edge weights are implicitly 1. According to the expansion of alchemical atoms and the edge connection scheme, only the message passing from an alchemical atom to a non-alchemical atom is split into multiple pathways with respective alchemical node weights. Therefore, we utilize the alchemical node weights as the edge weights in this case, and the message aggregation scheme is modified from equation (1) as the weighted sum of the message contributions:

$$\mathbf{m}_{(i,\alpha)}^{(t)} = \sum_{(j,\beta) \in \tilde{\mathcal{N}}((i,\alpha))} \omega_{\alpha\beta} M_t(\mathbf{h}_{(i,\alpha)}^{(t)}, \mathbf{h}_{(j,\beta)}^{(t)}, \mathbf{e}_{ij}). \quad (6)$$

Finally, the readout for energy prediction (equation (3)) is modified as a weighted pooling of alchemical node contributions (Fig. 1c):

$$E = \sum_{(i,\alpha) \in \tilde{\mathcal{V}}} \lambda_\alpha R(\mathbf{h}_{(i,\alpha)}^{(T)}). \quad (7)$$

Note that the same  $M_t$  and  $R$  functions as in equations (1) and (3) are used, i.e., no trainable weights are modified. This modification scheme ensures two essential consistencies with the original MLIP scheme. First, when all of the alchemical elements are the same ( $Z_{(i,\alpha)} = Z_i$ ) for each original atom and the alchemical weights sum up to 1 ( $\sum_{\alpha=1}^k \lambda_\alpha = 1$ ), the predicted potential energy is the same with the original graph. Second, when only one of the alchemical weights is 1 ( $\lambda_\alpha = 1$ ), and the others are zero, the predicted potential energy is also the same as in the original graph with an elemental composition corresponding to  $Z_\alpha$ . These two consistencies in the

limiting cases ensure the correct interpolation between compositional states, and although the argument here is based on the prototypical MLIP, the consistencies still hold when adapted to other architectures, as detailed in Sec. IV A and Supplementary Information. We additionally explore alternative interpolation methods, including embedding interpolation, and compare their ability to interpolate the MLIP energy output in Supplementary Information.

## B. Representation of solid solution

**Lattice parameters.** First, we investigate whether our representation of a mixture of compositional states can be used to model solid solutions and to optimize their properties with respect to composition. Although many crystal properties can be tuned by the design choice of solid solutions [46], here we will use lattice parameters to probe the modeling ability. Empirically, the lattice parameters of solid solutions can be approximated by linear interpolation of those of constituent pure crystals with the corresponding compositional weights, as stated by Vegard’s law [47, 48]. Nevertheless, there are systems that exhibit significant positive or negative deviation from this idealized linear behavior, and we assess whether the proposed method is able to predict such trend.

First, the cell parameter for cubic  $\text{Ce}_{1-x}\text{M}_x\text{O}_2$  solid solution exhibits linear behavior to  $x$  when  $\text{M} = \text{Zr}$ , but shows a positive deviation with a kink for  $\text{M} = \text{Sn}$  [44]. We modeled this solid solution starting from the  $\text{CeO}_2$  structure (Fig. 2a), splitting the Ce atoms into two alchemical states, Ce with weight  $1 - x$  and Zr or Sn with weight  $x$ , and optimizing the zero-temperature cell parameters by relaxing the unit cell. The alchemical scheme adapted for the universal MACE-MP-0 model [15] gives the correct linear behavior for  $\text{M} = \text{Zr}$ , and successfully identifies the positive deviation for  $\text{M} = \text{Sn}$  (Fig. 2b) although it fails to predict the kink. Further, we also model orthorhombic  $\text{BiSX}_{1-x}\text{Y}_x$  ( $\text{X}, \text{Y} = \text{Cl}, \text{Br}, \text{I}$ ) solid solutions, for which the parameter  $a$  (positive) and  $c$  (negative with a local minimum) exhibit deviations from linearity [45]. We start from  $\text{BiSBr}$  structure (Fig. 2a) and split the Br atoms into three alchemical atoms of Cl, Br, and I. The cell parameters are optimized with respective alchemical weights. For example, the  $\text{BiSCl}_{1-x}\text{I}_x$  structure will have alchemical weights of  $\boldsymbol{\lambda} = (1 - x, 0, x)$ . The alchemical scheme with the MACE model correctly identifies the positive and negative deviations for  $a$  and  $c$ , respectively, for  $\text{X} = \text{Cl}$  and  $\text{Y} = \text{I}$  (Fig. 2c). In particular, while the parameter  $c$  is much larger than the experimental values (due to the inherent error in the original MLIP, itself likely arising from the underbinding nature of the PBE functional used to create the training data), the composition for the local minimum ( $x \approx 0.2$ ) is accurately predicted. Although there is no direct correspondence between the alchemical

weights and the stoichiometry of the solid solution, these results indicate that the representation developed here offers greater predictive accuracy compared to the naive estimate from Vegard’s law. It is important to note that the current method assumes infinite disorder and thus neglects the effect of ionic ordering. In addition, because all the alchemical atoms are co-located in the position of the parent atom, the potential discrepancies among the fractional coordinates of substituent alchemical atoms are not taken into account.

**Compositional optimization.** Most MLIPs are designed to be end-to-end differentiable in order to obtain atomic forces and stress as gradients of the potential energy with respect to the positions  $\mathbf{r}_i$  and the strain tensor  $\boldsymbol{\epsilon}$ , i.e.,  $\mathbf{F}_i = -\partial E/\partial \mathbf{r}_i$  and  $\boldsymbol{\sigma} = V^{-1}\partial E/\partial \boldsymbol{\epsilon}$  where  $V$  is the volume of the system. Gradient calculations are performed efficiently through the backward pass generated by automatic differentiation [49]. With our additional continuous representation of compositional states, the alchemical weights  $\boldsymbol{\lambda}$ , we can also compute the gradients of the energy with respect to the composition  $\partial E/\partial \boldsymbol{\lambda}$ . Since the potential energy is defined up to constant, physically meaningful optimization targets are, in general, given by the energy difference or the gradient of the energy with respect to some system variables.

First, we consider a simple model: a solid solution of three alkali metal chlorides,  $\text{LiCl}$ ,  $\text{NaCl}$ , and  $\text{KCl}$ . We fix the fractional coordinates of each atom and consider the cubic lattice constant as a function of alchemical (or compositional) weights of Li, Na, and K. To find a composition that matches a target lattice constant, we can enumerate a grid of compositions and relax the cell dimensions at each fixed composition to probe lattice constants over the compositional space (Fig. 3a, left). However, instead of this direct method, we can take advantage of the end-to-end differentiability of our scheme to calculate the gradient of absolute hydrostatic stress  $|\text{tr } \boldsymbol{\sigma}|/3$  with respect to the composition where the lattice constant is fixed to the target value (Fig. 3a, right). Then, the optimal composition could be found by performing a gradient descent on the compositional space, offering a different approach to the design problem. This is more efficient because only a single gradient-based compositional optimization is required. In this case, since the size of Na is between Li and K, multiple optimal compositions exist on the compositional space.

Now, we apply this to a more realistic example, where we want to find the “lattice-matching” composition for solid solutions  $\text{Al}_{1-x}\text{Sc}_x\text{N}$  and  $\text{Al}_{1-x}\text{Y}_x\text{N}$  with  $\text{GaN}$ . The lattice-matched composition would facilitate the epitaxial growth of such solid solutions on the  $\text{GaN}$  substrate [50]. Although  $\text{GaN}$  and  $\text{AlN}$  possess a hexagonal lattice (space group  $P6_3mc$ ), pure  $\text{YN}$  and  $\text{ScN}$  have a cubic lattice (space group  $Fm\bar{3}m$ ), which means that one cannot simply interpolate between the cell parameters of the constituent compounds to infer those of solid solutions. Here, we fix the cell parameter  $a$  for the hexagonal lattice, and we optimize the relevant stress components

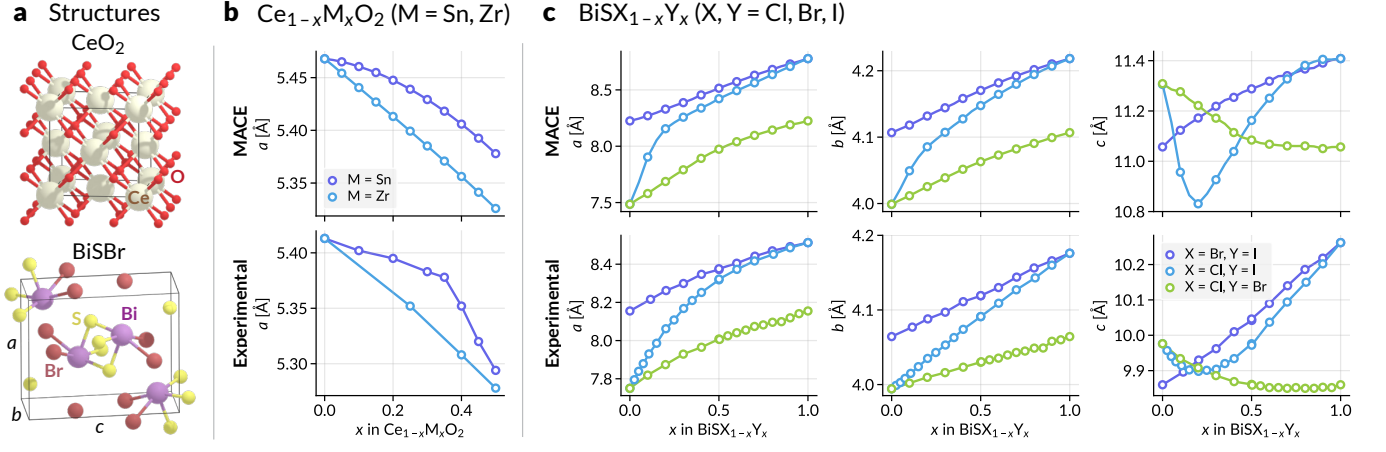


FIG. 2. **Lattice parameters for solid solutions.** (a) The starting structures, CeO<sub>2</sub> and BiSb, for solid solutions. (b) Lattice parameter *a* for Ce<sub>1-x</sub>M<sub>x</sub>O<sub>2</sub> (M = Zr, Sn) as a function of the compositional weight *x*. (c) Lattice parameters *a*, *b*, and *c* for BiSX<sub>1-x</sub>Y<sub>x</sub> (X, Y = Cl, Br, I) as a function of *x*. The upper panels are the result of the alchemically modified MACE-MP-0 medium model [15], and the lower panels are the experimental results from [44] and [45] for (b) and (c), respectively.

with respect to the cell parameter *c* as well as the Al/Sc or Al/Y composition (see Sec. IV B) because the doped AlN would result in different *c/a* ratio. Results in Fig. 3b show that the optimized compositions are *x* ≈ 0.1 (Y) and *x* ≈ 0.2 (Sc), and are in good agreement with the forward scan result, where the relaxed cell parameters are measured while scanning for various *x* values. Furthermore, we created a 4 × 4 × 4 supercell of AlN and randomly switched some Al atoms to Sc or Y atoms to match the target composition and measured the unit cell parameters. These results match well with the scan results over alchemical unit cell compositions, which indicates that the methodology in the current work can also be regarded as a computationally efficient compact representation of the supercell with compositional disorder.

### C. Free energy calculations

**Free energy calculations.** Here, we utilize the nonequilibrium switching method, where the Hamiltonian depends on a progression parameter  $\lambda \in [0, 1]$  so that it interpolates between the initial Hamiltonian  $H_i = H(\lambda = 0)$  and the final Hamiltonian  $H_f = H(\lambda = 1)$ . Assuming the NVT ensemble, the reversible work is given via the TI equation [51]:

$$\Delta F = W_{i \rightarrow f}^{\text{rev}} = \int_0^1 d\lambda \left\langle \frac{\partial H}{\partial \lambda} \right\rangle_\lambda. \quad (8)$$

We now consider a finite-time process in which  $\lambda$  is switched from 0 at time  $t_i$  to 1 at time  $t_f$ . The irreversible work done by switching the Hamiltonian is

$$W_{i \rightarrow f}^{\text{irrev}} = \int_{t_i}^{t_f} dt \frac{d\lambda}{dt} \frac{\partial H}{\partial \lambda} = W_{i \rightarrow f}^{\text{rev}} + E_{i \rightarrow f}^{\text{diss}}, \quad (9)$$

where  $E_{i \rightarrow f}^{\text{diss}}$  is the dissipated energy. In a linear-response regime, it can be shown [52, 53] that the dissipated energy

for the forward and backward path is the same when averaged over the transition path ensemble, i.e.,

$$\overline{E^{\text{diss}}} = \overline{E_{i \rightarrow f}^{\text{diss}}} = \overline{E_{f \rightarrow i}^{\text{diss}}} = \frac{1}{2} \left( \overline{W_{i \rightarrow f}^{\text{irrev}}} + \overline{W_{f \rightarrow i}^{\text{irrev}}} \right). \quad (10)$$

Then, the free energy difference can be computed as

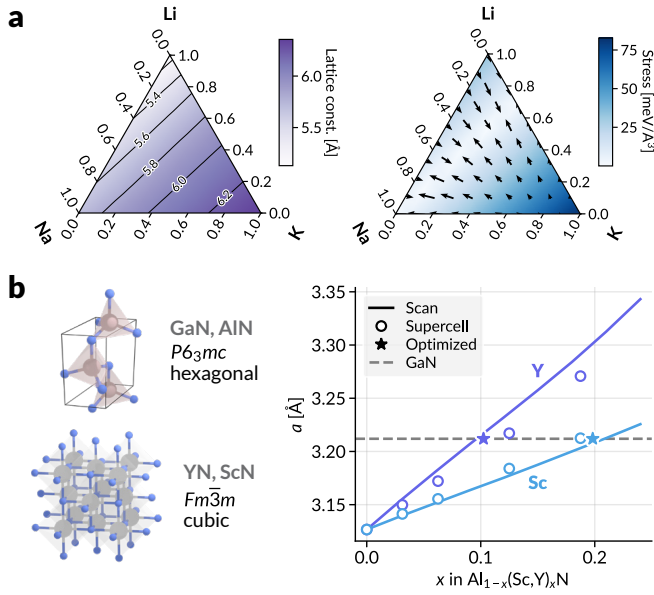
$$\Delta F = \frac{1}{2} \left( \overline{W_{i \rightarrow f}^{\text{irrev}}} - \overline{W_{f \rightarrow i}^{\text{irrev}}} \right). \quad (11)$$

Often, the Hamiltonian is parametrized by the linear interpolation of the two endpoints, i.e.,  $H(\lambda) = (1-\lambda)H_i + \lambda H_f$ , to simplify the calculation of the gradient term  $\partial H / \partial \lambda$  in equations (8) and (9):  $\partial H / \partial \lambda = H_f - H_i$ . However, we note that in our case, the system Hamiltonian can be parametrized by the alchemical weights, and  $\partial H / \partial \lambda$  can be calculated straightforwardly using automatic differentiation [49] on the MLIP. This method proves to be more efficient than linear interpolation as it obviates the need to repeat calculations for non-changing atoms. We compare computational efficiencies and the resultant free energy calculations in Supplementary Information.

**Free energy of vacancy.** Accurate evaluation of the free energy of a point defect is important for characterizing its thermodynamic stability [54]. Here, we calculate the Gibbs free energy of vacancy defined as

$$G_v = G_{\text{defect}} - \frac{N-1}{N} G_{\text{perfect}}, \quad (12)$$

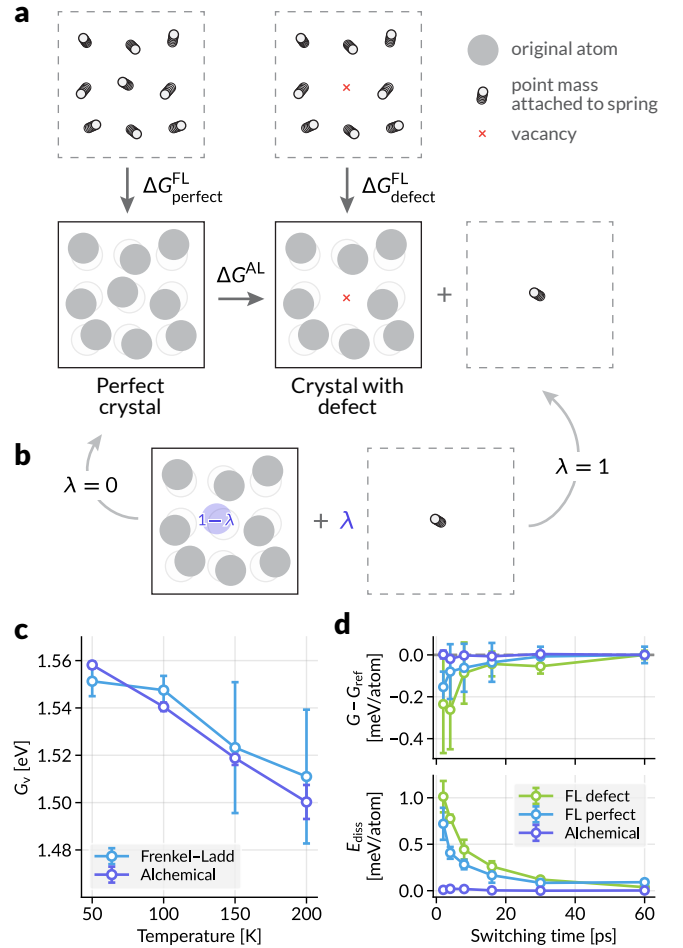
where  $G_{\text{defect}}$  and  $G_{\text{perfect}}$  are the Gibbs free energies of crystal with and without a point defect, and  $N$  is the number of atoms in the perfect crystal. Because the vacancy diffuses at high temperatures, it is common to first evaluate the Gibbs free energies at low temperatures in which the vacancy is fixed at one site [55] and extend the calculation by considering the temperature dependence



**FIG. 3. Compositional optimization.** (a) Lattice parameter optimization for solid solutions of LiCl, NaCl, and KCl. The left panel shows the lattice parameters obtained by relaxing the cell geometry at each compositional weight, and the right panel shows the absolute hydrostatic stress values obtained by fixing the cell dimension to that of NaCl. Because the energy output is end-to-end differentiable with respect to the alchemical weights, the gradient of the stress with respect to the composition could be computed (black arrows in the right panel), which enables the optimization of the composition to match the given cell dimensions. (b) The optimization for the lattice-matching condition for solid solutions  $\text{Al}_{1-x}\text{Sc}_x\text{N}$  and  $\text{Al}_{1-x}\text{Y}_x\text{N}$  with GaN. The ground state structures are shown on the left. The plot on the right shows the cell dimension  $a$  obtained by optimizing for each compositional weight (Scan), calculated from the corresponding supercell (Supercell), and the compositional weights optimized by gradient descent to match the  $a$  value for GaN (Optimized). All results are obtained using the alchemically modified MACE-MP-0 medium model [15].

of Gibbs free energy [56]. Hence, we will focus on determining the Gibbs free energy of vacancy in BCC iron at low temperatures and compare the result with Gibbs free energies determined using the Frenkel–Ladd path [57], which is commonly used in nonequilibrium calculations [32, 53]. In the Frenkel–Ladd path, the crystal structure is switched from and to a system of independent harmonic oscillators with the same equilibrium positions (the Einstein crystal), for which we can calculate the exact free energy. See Sec. IVC for more details on the reference calculation.

We introduce a new alchemical path for determining the free energy of vacancy, as depicted in Fig. 4a. While the previous examples of our method were restricted to cases where  $\sum_{\alpha} \lambda_{\alpha} = 1$ , we can lift this restriction to create or annihilate atoms in a system alchemically. In this case, we assign alchemical weight  $\lambda_1 = 1 - \lambda$  to the



**FIG. 4. Free energy of vacancy.** (a) Transformations used to determine the Gibbs free energy of the perfect crystal and the crystal with a defect. The alchemical pathway used here transforms the perfect crystal into the crystal with a defect and a single atom attached to a spring to avoid diffusion. (b) The intermediate state parameterized by  $\lambda$  for the alchemical pathway in (a). The atom to be removed is assigned an alchemical weight of  $1 - \lambda$ , and the energy of the harmonic oscillator is scaled by  $\lambda$ . (c) The free energy of vacancy (equation (12)) computed by the Frenkel–Ladd path and alchemical path. (d) Statistical efficiency for the Frenkel–Ladd paths and alchemical path at 100 K against the switching time. Upper panel shows the deviation of Gibbs free energy from the reference value at the longest switching time (60 ps), and the lower panel shows average dissipated energies (equation (10)).

atom in the vacancy site and switch the weight from 1 to 0 ( $\lambda$  from 0 to 1) over the simulation to make it continuously disappear from the system. At the same time, we add the harmonic oscillator term to the atom position with weight  $\lambda$ , so that through the alchemical conversion from  $\lambda = 0$  to 1 transforms the perfect crystal into a crystal with defect and a harmonic oscillator (Fig. 4b). Through nonequilibrium switching simulations, we can obtain the alchemical free energy difference  $\Delta G^{\text{AL}}$  (equation (21)). We now compare the free energy of vacancy

(equation (12)) obtained from both Frenkel–Ladd calculations ( $G_{\text{defect}}^{\text{FL}}$  and  $G_{\text{perfect}}^{\text{FL}}$ ) and with alchemical free energy calculations ( $\Delta G^{\text{AL}}$  and  $G_{\text{perfect}}^{\text{FL}}$ ).

The results in Fig. 4c show that  $G_v$  calculated by the proposed alchemical free energy method is comparable to that from the reference Frenkel–Ladd calculations, while offering more consistent results with much smaller standard deviations when using the same switching time steps. We further investigate the statistical efficiency of the switching paths at 100 K by evaluating the convergence of  $\Delta G$ , taking the longest switching time result as its reference, as well as the dissipated energy  $E_{\text{diss}}$  (equation (10)) in Fig. 4d. The alchemical pathway offers much faster convergence, with minimal average energy deviations ( $< 0.02$  meV/atom) from the reference value, even at a very short switching time of 2 ps (1,000 MD steps).

**Alchemical free energy calculations.** Now, we examine the effectiveness of the proposed alchemical scheme in the calculation of alchemical free energy difference associated with the change in the elemental identities of the atoms. We use halide perovskites  $\text{CsPbI}_3$  and  $\text{CsSnI}_3$  as our model system, which have been studied using MLIPs (e.g., [58]) and classical force fields (e.g., [59, 60]). Both  $\text{CsPbI}_3$  and  $\text{CsSnI}_3$  exhibit three photoactive perovskite phases,  $\alpha$  (cubic,  $Pm\bar{3}m$ ),  $\beta$  (tetragonal,  $P4/mbm$ ), and  $\gamma$  (orthorhombic,  $Pnma$ ), in decreasing order of temperature window of stability. However, they also possess a photoinactive non-perovskite polymorph,  $\delta$  (orthorhombic,  $Pnma$ ), which is the most stable phase at room temperature [61]. Here, we analyze the difference in the relative stabilities of  $\alpha$  and  $\delta$  phases (the thermodynamic cycle in Fig. 5a). The direct computation of the free energy of phase transformation,  $\Delta G_{\text{Pb},\alpha\rightarrow\delta}$  and  $\Delta G_{\text{Sn},\alpha\rightarrow\delta}$ , may require enhanced sampling simulations with tailored collective variables or nonequilibrium simulations (the Frenkel–Ladd paths) with longer simulation time until convergence. The alchemical path enables the calculation of  $\Delta G_{\alpha,\text{Pb}\rightarrow\text{Sn}}$  and  $\Delta G_{\delta,\text{Pb}\rightarrow\text{Sn}}$ . Since the two types of free energy differences are linked by

$$\begin{aligned}\Delta\Delta G &= \Delta G_{\delta,\text{Pb}\rightarrow\text{Sn}} - \Delta G_{\alpha,\text{Pb}\rightarrow\text{Sn}} \\ &= \Delta G_{\text{Sn},\alpha\rightarrow\delta} - \Delta G_{\text{Pb},\alpha\rightarrow\delta},\end{aligned}\quad (13)$$

we can compute the difference in the relative stability of phases upon compositional changes, or we can calculate either of the free energies of phase transformation if another is already known.

For the alchemical free energy simulation, starting from the  $\text{CsPbI}_3$  structure, the Cs and I atoms remain as non-alchemical atoms, and the Pb atoms are divided into alchemical atoms, Pb and Sn, with alchemical weights  $\lambda_1 = 1 - \lambda$  and  $\lambda_2 = \lambda$ . Then, switching  $\lambda$  from 0 to 1 continuously transforms the  $\text{CsPbI}_3$  structure into the  $\text{CsSnI}_3$  structure. Refer to Sec. IV C for more details on the alchemical free energy calculation settings and result analysis required to obtain the Gibbs free energies.

First, we compare the Gibbs free energy of compositional change from two methods:  $\Delta G_{\alpha/\delta,\text{Pb}\rightarrow\text{Sn}}^{\text{AL}}$  from the

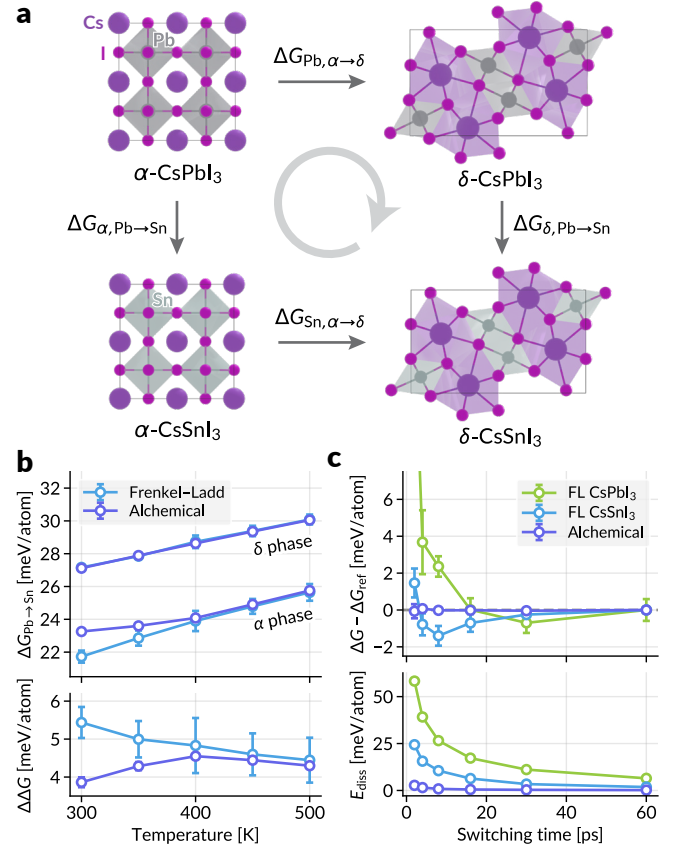


FIG. 5. **Alchemical free energy simulations.** (a) The thermodynamic cycle considered in this work, consisting of  $\alpha$  and  $\delta$  phases of  $\text{CsPbI}_3$  and  $\text{CsSnI}_3$ . (b) Upper panel: the alchemical free energy of  $\text{Pb} \rightarrow \text{Sn}$  conversion in both phases, plotted against the simulation temperature. Lower panel: the  $\Delta\Delta G$  values (equation (13)) computed from the results in the upper panel. The deviations between the two methods at lower temperatures result from the phase transformation between the perovskite phases. (c) Statistical efficiency for the Frenkel–Ladd paths and alchemical path of  $\text{CsPbI}_3$  to  $\text{CsSnI}_3$  transformation for  $\alpha$  phase, plotted against the switching time. Upper panel shows the deviation of Gibbs free energy from the reference value at the longest switching time (60 ps), and the lower panel shows average dissipated energies (equation (10)).

alchemical path and  $\Delta G_{\alpha/\delta,\text{Pb}\rightarrow\text{Sn}}^{\text{FL}} = G_{\alpha/\delta,\text{Sn}}^{\text{FL}} - G_{\alpha/\delta,\text{Pb}}^{\text{FL}}$  from the Frenkel–Ladd path for each composition. The results in Fig. 5b indicate that the two calculation results coincide well except for the slight deviation in the  $\alpha$  phase for temperatures lower than 400 K. The deviation may occur from the phase transformation between perovskite phases (i.e.,  $\alpha \rightarrow \beta$ ). While the Frenkel–Ladd path is simulated using a fixed cell (NVT), the alchemical path is simulated in the more relevant NPT ensemble, so the appearance of the  $\beta$  phase at low temperature would only affect the alchemical path, causing the difference. The calculation of  $\Delta\Delta G$  (equation (13)) also shows that the two results are well matched at higher temperatures,

while the alchemical path provides smaller standard deviations from multiple runs.

Similarly to the previous example, we analyzed the convergence of the Gibbs free energy and the energy dissipation for the alchemical path for the  $\alpha$  phase at 400 K by changing the switching time for nonequilibrium simulations. Fig. 5c shows that, similar to the previous result, the alchemical path provides much faster convergence than the Frenkel–Ladd path. This result confirms that the phase space overlap between the two same phase structures with different compositions is much more significant than that between the atomic structures and the Einstein crystals, which enables much more efficient free energy simulations.

### III. DISCUSSION

The alchemical modification of MLIP introduced in this work allows a smooth interpolation between structures with two or more different compositions. Building upon a prototypical construction of MLIP, we modified the input graph, message passing scheme, and readout layers to alchemically weight the different compositional states. Although this modification can be generalized to various classes of MLIPs, it is particularly efficient when integrated with MACE because of its construction of many-body features from two-body messages (see Sec. IV A).

We first applied the scheme to the modeling of solid solutions. Although there is no theoretical relationship between the stoichiometry and the alchemical weights, the results showed that it could model the nonlinear deviations of cell parameters in some solid solutions. The end-to-end differentiability of the model with respect to the alchemical weights enabled the optimization of composition to match the desired cell parameters. Furthermore, the alchemical weights allow smooth creation or annihilation of atoms, or the change in atom types, enabling the calculation of free energy differences between two compositional states. We demonstrated that the free energy of vacancy in BCC iron and the relative phase stabilities of the  $\alpha$  and  $\delta$  phases of  $\text{CsPbI}_3$  and  $\text{CsSnI}_3$  could be calculated much more efficiently than the widely utilized Frenkel–Ladd path. It is worth noting that, unlike the modeling of solid solutions, alchemical free energy calculations conducted here are theoretically exact when reaching convergence.

Overall, the proposed method enables efficient mod-

eling of composition-related properties with sufficient consistency within the underlying MLIP. Beyond the aforementioned lack of theoretical ground on the connection between alchemical weights and stoichiometric coefficients and convergence questions that are universal to thermodynamic integration methods, inaccuracies emerge primarily from the MLIP. In particular, there are two sources of error: (1) the discrepancies between the MLIP and the DFT calculations and (2) the inaccuracy of the underlying DFT calculations. Since most universal MLIPs are trained on the energies and derivatives from the relaxation trajectory, the relative error around the energy minima would be small. This implies that the former error would also be small when performing free energy calculations for systems with a sufficient number of similar structures in the materials database. Fine-tuning the MLIP using the DFT data from relevant compositional space would alleviate the former error. One can also utilize free energy perturbation methods [62] to calculate the free energy from a more accurate Hamiltonian to reduce both types of errors. We also note that differentiable simulations [63, 64] could be used to fine-tune the MLIP to match either the cell parameters resulting from the relaxation trajectory or the free energy differences from the MD simulations to their desired values, to mitigate both sources of errors.

Beyond the applications demonstrated in this work, we expect that the gradient of the physical observables with respect to the composition or elemental identities would hold particular importance to the generative modeling of molecules and materials systems. We envisage that further works, integrated with the discrete sampling literature [65, 66], will utilize the alchemical degrees of freedom in MLIPs for such modeling applications.

### IV. METHODS

#### A. Architecture-specific modifications

In MACE, the atomic basis  $A_i^{(t)}$  is constructed by pooling the two-body features over the neighbors as in equation (14a) (equation (8) in the original paper [10]). The modification to message passing in equation (6) is implemented by multiplying the edge weights  $\omega_{\alpha\beta}$  (equation (5)) to the summands of the message aggregation as in equation (14b):

$$A_{i,kl_3m_3}^{(t)} = \sum_{l_1m_1,l_2m_2} C_{l_1m_1,l_2m_2}^{l_3m_3} \sum_{j \in \mathcal{N}(i)} R_{kl_1l_2l_3}^{(t)}(r_{ji}) Y_{l_1}^{m_1}(\hat{\mathbf{r}}_{ji}) \sum_{\bar{k}} W_{k\bar{k}l_2}^{(t)} h_{j,\bar{k}l_2m_2}^{(t)}, \quad (14a)$$

$$A_{(i,\alpha),kl_3m_3}^{(t)} = \sum_{l_1m_1,l_2m_2} C_{l_1m_1,l_2m_2}^{l_3m_3} \sum_{(j,\beta) \in \mathcal{N}((i,\alpha))} \omega_{\alpha\beta} R_{kl_1l_2l_3}^{(t)}(r_{ji}) Y_{l_1}^{m_1}(\hat{\mathbf{r}}_{ji}) \sum_{\bar{k}} W_{k\bar{k}l_2}^{(t)} h_{(j,\beta),\bar{k}l_2m_2}^{(t)}. \quad (14b)$$



The original readout mechanism is the sum of site energies over all the outputs of readout layers  $\mathcal{R}_t(\cdot)$  (equation (15a)). We implement the alchemical readout in equation (7) as the weighted sum of alchemical site energies as in equation (15b):

$$E = \sum_{i \in \mathcal{V}} E_i = \sum_{i \in \mathcal{V}} \sum_{t=0}^T \mathcal{R}_t(\mathbf{h}_i^{(t)}), \quad (15a)$$

$$E = \sum_{(i,\alpha) \in \tilde{\mathcal{V}}} \lambda_\alpha E_{(i,\alpha)} = \sum_{(i,\alpha) \in \tilde{\mathcal{V}}} \lambda_\alpha \sum_{t=0}^T \mathcal{R}_t(\mathbf{h}_{(i,\alpha)}^{(t)}). \quad (15b)$$

## B. Representation of solid solution

We used the MACE-MP-0 medium model [15] for the experiments in Sec. II B. Fast Inertial Relaxation Engine (FIRE) algorithm [67], as implemented in the Atomic Simulation Environment (ASE) [68], was used to conduct geometry relaxations under fixed composition.

For the optimization for “lattice-matching” composition for solid solutions  $\text{Al}_{1-x}\text{Sc}_x\text{N}$  and  $\text{Al}_{1-x}\text{Y}_x\text{N}$  with GaN, we used  $|\sigma_{xx} + \sigma_{yy}|$  as the optimization target to find the matching condition for cell parameter  $a$ . We used gradient descent with learning rates 0.01 and 0.005 for  $c$  and alchemical weights  $\boldsymbol{\lambda}$ , respectively. We initialized  $c$  with the value from the optimized GaN structure and  $\boldsymbol{\lambda}$  with [1, 0]. The gradient of  $\boldsymbol{\lambda}$  was projected onto the line  $\lambda_1 + \lambda_2 = 1$  by subtracting the mean value at each optimization step.

In general, when alchemical weights  $\boldsymbol{\lambda}$  represent the compositional states, the weights should add up to 1 and the individual weights should be non-negative, i.e., the weights are element of the compositional simplex  $\Delta^{k-1} = \{\boldsymbol{\lambda} \in \mathbb{R}^k \mid \sum_{\alpha=1}^k \lambda_\alpha = 1, \lambda_\alpha \geq 0\}$ . We can perform gradient-based constrained optimization for the minimization target  $\mathcal{L}(\boldsymbol{\lambda})$  on the simplex by utilizing the exponentiated gradient descent method [69, 70] with the update rule given as

$$\lambda_\alpha^{(t+1)} = \frac{\lambda_\alpha^{(t)} \exp(-\eta \cdot \partial \mathcal{L} / \partial \lambda_\alpha)}{\sum_\beta \lambda_\beta^{(t)} \exp(-\eta \cdot \partial \mathcal{L} / \partial \lambda_\beta)}, \quad (16)$$

where  $\eta$  is the learning rate.

## C. Free energy calculations

We used the MACE-MP-0 small model [15] for the experiments in Sec. II C. MD integrations are performed with corresponding implementations in ASE [68], and a time step of 2 fs was used. The characteristic time scales of  $\tau_T = 25$  fs and  $\tau_P = 75$  fs were used for the thermostat and barostat, respectively. Each simulation was initialized with energy minimization (with or without the cell fixed) using the FIRE algorithm [67] and sampling the momenta from the Maxwell–Boltzmann distribution at

the given temperature. The center of mass of the system was fixed for all MD simulations. For all nonequilibrium simulations, we used the progress parameter scheduling of

$$\lambda(\tau) = \tau^5(70\tau^4 - 315\tau^3 + 540\tau^2 - 420\tau + 126), \quad (17)$$

where  $\tau = t/t_{\text{switch}} \in [0, 1]$  is the normalized switching time progress. Instead of linear  $\lambda(\tau) = \tau$ , the scheme in equation (17) was used because the slope  $d\lambda/dt$  vanishes at both ends and reduces the energy dissipation [71]. All free energy calculation results were averaged over four statistically independent simulations, and their standard deviations are reported as error bars in Figs. 4 and 5.

**Frenkel–Ladd path.** Here, we adapted the procedure arranged in Menon et al. [32]. First, the system was equilibrated for 60 ps under the NPT ensemble with the pressure of  $P = 1$  atm by the Berendsen thermostat and barostat [72]. The average cell volume  $\langle V \rangle$  was calculated during the last 40 ps of the simulation. The spring constants for the Einstein crystal were estimated from the mean-squared displacement (MSD) of the atoms under the fixed system volume as  $k_i = 3k_B T / \langle (\Delta \mathbf{r}_i)^2 \rangle$  [53]. The fixed volume system was simulated for 100 ps under the NVT ensemble by the Langevin thermostat [73], and the MSD values were computed over the last 60 ps of the simulation. The MSD values were averaged and re-assigned to the symmetrically equivalent atoms to reduce the variance before determining the spring constants. Finally, a nonequilibrium simulation of the Frenkel–Ladd path with the determined spring constants was conducted under the NVT ensemble using the Langevin thermostat. The system was equilibrated at  $\lambda = 0$  for 40 ps, switched from  $\lambda = 0$  to 1 with the schedule in equation (17) for 60 ps, equilibrated again at  $\lambda = 1$  for 40 ps, and switched back from  $\lambda = 1$  to 0 for 60 ps.

The Helmholtz free energy for independent harmonic oscillators (Einstein crystal) with angular frequencies  $\omega_i = (k_i/m_i)^{1/2}$  is given as

$$F_E(N, V, T) = 3k_B T \sum_{i=1}^N \ln \left( \frac{\hbar \omega_i}{k_B T} \right). \quad (18)$$

Since the center of mass of the system is fixed, the following finite-size correction associated with the Frenkel–Ladd path was applied:

$$\Delta F_{\text{CM}} = k_B T \left[ \ln \frac{N_{\text{WS}}}{V} + \frac{3}{2} \ln \left( 2\pi k_B T \sum_{i=1}^N \frac{\mu_i^2}{k_i} \right) \right], \quad (19)$$

where  $\mu_i = m_i / \sum_{i=1}^N m_i$  and  $N_{\text{WS}}$  is the number of Wigner–Seitz cells in the system [74, 75]. Finally, the Gibbs free energy was determined as

$$G^{\text{FL}}(N, P, T) = F_E(N, \langle V \rangle, T) + \Delta F + \Delta F_{\text{CM}} + P \langle V \rangle, \quad (20)$$

where  $\Delta F$  was calculated by equation (11) from the nonequilibrium switching [32].

**Free energy of vacancy.** We used  $5 \times 5 \times 5$  supercell of BCC iron (250 atoms). The iron atom at the center of the supercell was removed to simulate the vacancy. We determined the spring constant from the NVT simulation of the perfect crystal and used the same spring constant for both Frenkel–Ladd paths of the perfect crystal and the crystal with vacancy and for the alchemical pathway of switching the atom into a spring. All NPT simulations were conducted under a pressure of 1 atm. Before the alchemical switching process, the initial system was equilibrated for 20 ps using the Berendsen thermostat and barostat to reduce initial fluctuations in the cell volume. Then, the Nose–Hoover and Parrinello–Rahman dynamics [76] were used to simulate the switching process. The same  $\lambda$  scheduling for the Frenkel–Ladd path was used, with equilibration and switching times of 40 ps and 60 ps, respectively. The alchemical free energy change  $\Delta G^{\text{AL}}$  was determined using equation (11), and satisfy the following relationship:

$$\Delta G^{\text{AL}} = (G_{\text{defect}} + F_{\text{spring}}) - G_{\text{perfect}}, \quad (21)$$

where the free energy of spring  $F_{\text{spring}}$  could be computed from equation (18) with  $N = 1$ .

**Alchemical free energy calculations.** We used  $6 \times 6 \times 6$  supercell for  $\alpha$ -CsPbI<sub>3</sub> and  $6 \times 3 \times 3$  supercell for  $\delta$ -CsPbI<sub>3</sub>. Both systems contain 1,080 atoms. For the alchemical pathway, we used the same simulation procedure as the alchemical pathway for the vacancy, under a pressure of 1 atm. Additionally, we set the masses of atoms as the weighted sum of masses of alchemical atoms, i.e.,  $m_i(\lambda) = (1 - \lambda)m_i^{(i)} + \lambda m_i^{(f)}$ , through the switching process. The alchemical free energy change was computed as

$$\Delta G^{\text{AL}} = \Delta G + \frac{3}{2} k_{\text{B}} T \sum_{i=1}^N \ln \left[ \frac{m_i^{(i)}}{m_i^{(f)}} \right], \quad (22)$$

where  $\Delta G$  is computed using equation (11). The second term on the right-hand side accounts for the change in masses over the transformation and originates from kinetic energy contributions [32].

## DATA AVAILABILITY

The initial structures used in this work are available in the Materials Project [16], with the material IDs of mp-20194 (CeO<sub>2</sub>), mp-23324 (BiSBr), mp-22851 (NaCl), mp-804 (hexagonal GaN), mp-661 (hexagonal AlN), mp-13 (BCC Fe), mp-1069538 ( $\alpha$ -CsPbI<sub>3</sub>), and mp-540839 ( $\delta$ -CsPbI<sub>3</sub>).

## CODE AVAILABILITY

The code to reproduce this work is available on GitHub: <https://github.com/learningmatter-mit/alchemical-mlip>.

## ACKNOWLEDGMENTS

The authors thank Xiaochen Du, Soojung Yang, Sulin Liu, Dadam Kang, Pablo Leon, Jiayu Peng, Hoje Chun, Akshay Subramanian, and Nofit Segal for the helpful suggestions and discussions. We acknowledge the MIT SuperCloud and Lincoln Laboratory Supercomputing Center for providing HPC resources. J.N. was additionally supported by the Ronald A. Kurtz Fellowship.

- 
- [1] D. Marx and J. Hutter, *Ab initio molecular dynamics: basic theory and advanced methods* (Cambridge University Press, 2009).
- [2] P. Friederich, F. Häse, J. Proppe, and A. Aspuru-Guzik, Machine-learned potentials for next-generation matter simulations, *Nat. Mater.* **20**, 750 (2021).
- [3] T. W. Ko and S. P. Ong, Recent advances and outstanding challenges for machine learning interatomic potentials, *Nat. Comput. Sci.* **3**, 998 (2023).
- [4] J. Behler and M. Parrinello, Generalized neural-network representation of high-dimensional potential-energy surfaces, *Phys. Rev. Lett.* **98**, 146401 (2007).
- [5] A. P. Bartók, M. C. Payne, R. Kondor, and G. Csányi, Gaussian approximation potentials: The accuracy of quantum mechanics, without the electrons, *Phys. Rev. Lett.* **104**, 136403 (2010).
- [6] K. Schütt, P.-J. Kindermans, H. E. Sauceda Felix, S. Chmiela, A. Tkatchenko, and K.-R. Müller, SchNet: A continuous-filter convolutional neural network for modeling quantum interactions, in *Advances in Neural Information Processing Systems*, Vol. 30, edited by I. Guyon, U. von Luxburg, S. Bengio, H. Wallach, R. Fergus, S. Vishwanathan, and R. Garnett (Curran Associates, Inc., 2017) pp. 991–1001.
- [7] K. Schütt, O. Unke, and M. Gastegger, Equivariant message passing for the prediction of tensorial properties and molecular spectra, in *Proceedings of the International Conference on Machine Learning*, Proceedings of Machine Learning Research, Vol. 139, edited by M. Meila and T. Zhang (PMLR, 2021) pp. 9377–9388.
- [8] S. Batzner, A. Musaelian, L. Sun, M. Geiger, J. P. Mailoa, M. Kornbluth, N. Molinari, T. E. Smidt, and B. Kozinsky, E(3)-equivariant graph neural networks for data-efficient and accurate interatomic potentials, *Nat. Commun.* **13**, 2453 (2022).
- [9] A. Musaelian, S. Batzner, A. Johansson, L. Sun, C. J. Owen, M. Kornbluth, and B. Kozinsky, Learning local equivariant representations for large-scale atomistic dy-

- namics, *Nat. Commun.* **14**, 579 (2023).
- [10] I. Batatia, D. P. Kovács, G. N. C. Simm, C. Ortner, and G. Csányi, MACE: Higher order equivariant message passing neural networks for fast and accurate force fields, in *Advances in Neural Information Processing Systems*, Vol. 35, edited by S. Koyejo, S. Mohamed, A. Agarwal, D. Belgrave, K. Cho, and A. Oh (Curran Associates, Inc., 2022) pp. 11423–11436.
- [11] I. Batatia, S. Batzner, D. P. Kovács, A. Musaelian, G. N. C. Simm, R. Drautz, C. Ortner, B. Kozinsky, and G. Csányi, The design space of E(3)-equivariant atom-centered interatomic potentials (2022), [arXiv:2205.06643 \[stat.ML\]](https://arxiv.org/abs/2205.06643).
- [12] B. Cheng, Cartesian atomic cluster expansion for machine learning interatomic potentials (2024), [arXiv:2402.07472 \[physics.comp-ph\]](https://arxiv.org/abs/2402.07472).
- [13] C. Chen and S. P. Ong, A universal graph deep learning interatomic potential for the periodic table, *Nat. Comput. Sci.* **2**, 718 (2022).
- [14] B. Deng, P. Zhong, K. Jun, J. Riebesell, K. Han, C. J. Bartel, and G. Ceder, CHGNet as a pretrained universal neural network potential for charge-informed atomistic modelling, *Nat. Mach. Intell.* **5**, 1031 (2023).
- [15] I. Batatia, P. Benner, Y. Chiang, A. M. Elena, D. P. Kovács, J. Riebesell, X. R. Advincula, M. Asta, M. Avaylon, W. J. Baldwin, F. Berger, N. Bernstein, A. Bhowmik, S. M. Blau, V. Cărare, J. P. Darby, S. De, F. D. Pia, V. L. Deringer, R. Elijošius, Z. El-Machachi, F. Falcioni, E. Fako, A. C. Ferrari, A. Genreith-Schriever, J. George, R. E. A. Goodall, C. P. Grey, P. Grigorev, S. Han, W. Handley, H. H. Heenen, K. Hermansson, C. Holm, J. Jaafar, S. Hofmann, K. S. Jakob, H. Jung, V. Kapil, A. D. Kaplan, N. Karimitari, J. R. Kermode, N. Kroupa, J. Kullgren, M. C. Kuner, D. Kuryla, G. Liepuoniute, J. T. Margraf, I.-B. Magdău, A. Michaelides, J. H. Moore, A. A. Naik, S. P. Niblett, S. W. Norwood, N. O’Neill, C. Ortner, K. A. Persson, K. Reuter, A. S. Rosen, L. L. Schaaf, C. Schran, B. X. Shi, E. Sivonxay, T. K. Stenczel, V. Svahn, C. Sutton, T. D. Swinburne, J. Tilly, C. van der Oord, E. Varga-Umbrich, T. Vegge, M. Vondrák, Y. Wang, W. C. Witt, F. Zills, and G. Csányi, A foundation model for atomistic materials chemistry (2024), [arXiv:2401.00096 \[physics.chem-ph\]](https://arxiv.org/abs/2401.00096).
- [16] A. Jain, S. P. Ong, G. Hautier, W. Chen, W. D. Richards, S. Dacek, S. Cholia, D. Gunter, D. Skinner, G. Ceder, and K. A. Persson, Commentary: The materials project: A materials genome approach to accelerating materials innovation, *APL Mater.* **1**, 011002 (2013).
- [17] J. Riebesell, R. E. A. Goodall, P. Benner, Y. Chiang, B. Deng, A. A. Lee, A. Jain, and K. A. Persson, Matbench Discovery – a framework to evaluate machine learning crystal stability predictions (2024), [arXiv:2308.14920 \[cond-mat.mtrl-sci\]](https://arxiv.org/abs/2308.14920).
- [18] H. Yu, M. Giantomassi, G. Materzanini, J. Wang, and G.-M. Rignanese, Systematic assessment of various universal machine-learning interatomic potentials (2024), [arXiv:2403.05729 \[cond-mat.mtrl-sci\]](https://arxiv.org/abs/2403.05729).
- [19] O. A. von Lilienfeld, R. D. Lins, and U. Rothlisberger, Variational particle number approach for rational compound design, *Phys. Rev. Lett.* **95**, 153002 (2005).
- [20] O. A. von Lilienfeld and M. E. Tuckerman, Molecular grand-canonical ensemble density functional theory and exploration of chemical space, *J. Chem. Phys.* **125**, 154104 (2006).
- [21] F. A. Faber, A. S. Christensen, B. Huang, and O. A. von Lilienfeld, Alchemical and structural distribution based representation for universal quantum machine learning, *J. Chem. Phys.* **148**, 241717 (2018).
- [22] B. Huang and O. A. von Lilienfeld, Ab initio machine learning in chemical compound space, *Chem. Rev.* **121**, 10001 (2021).
- [23] J. G. Freeze, H. R. Kelly, and V. S. Batista, Search for catalysts by inverse design: artificial intelligence, mountain climbers, and alchemists, *Chem. Rev.* **119**, 6595 (2019).
- [24] M. J. Willatt, F. Musil, and M. Ceriotti, Feature optimization for atomistic machine learning yields a data-driven construction of the periodic table of the elements, *Phys. Chem. Chem. Phys.* **20**, 29661 (2018).
- [25] N. Lopanitsyna, G. Fraux, M. A. Springer, S. De, and M. Ceriotti, Modeling high-entropy transition metal alloys with alchemical compression, *Phys. Rev. Mater.* **7**, 045802 (2023).
- [26] A. Mazitov, M. A. Springer, N. Lopanitsyna, G. Fraux, S. De, and M. Ceriotti, Surface segregation in high-entropy alloys from alchemical machine learning, *J. Phys. Mater.* **7**, 025007 (2024).
- [27] R. Elijošius, F. Zills, I. Batatia, S. W. Norwood, D. P. Kovács, C. Holm, and G. Csányi, Zero shot molecular generation via similarity kernels (2024), [arXiv:2402.08708 \[physics.chem-ph\]](https://arxiv.org/abs/2402.08708).
- [28] C. Chipot and A. Pohorille, *Free Energy Calculations*, Springer Series in Chemical Physics, Vol. 86 (Springer, 2007).
- [29] M. E. Tuckerman, *Statistical Mechanics: Theory and Molecular Simulation*, 2nd ed. (Oxford University Press, 2023).
- [30] P. Y. Chew and A. Reinhardt, Phase diagrams—why they matter and how to predict them, *J. Chem. Phys.* **158**, 030902 (2023).
- [31] C. Vega, E. Sanz, J. Abascal, and E. Noya, Determination of phase diagrams via computer simulation: methodology and applications to water, electrolytes and proteins, *J. Phys.: Condens. Matter* **20**, 153101 (2008).
- [32] S. Menon, Y. Lysogorskiy, J. Rogal, and R. Drautz, Automated free-energy calculation from atomistic simulations, *Phys. Rev. Mater.* **5**, 103801 (2021).
- [33] A. S. J. S. Mey, B. K. Allen, H. E. B. Macdonald, J. D. Chodera, D. F. Hahn, M. Kuhn, J. Michel, D. L. Mobley, L. N. Naden, S. Prasad, A. Rizzi, J. Scheen, M. R. Shirts, G. Tresadern, and H. Xu, Best practices for alchemical free energy calculations [article v1.0], *Living J. Comput. Mol. Sci.* **2**, 18378 (2020).
- [34] R. Jinnouchi, F. Karsai, and G. Kresse, Making free-energy calculations routine: combining first principles with machine learning, *Phys. Rev. B* **101**, 060201 (2020).
- [35] J. Damewood, J. Karaguesian, J. R. Lunger, A. R. Tan, M. Xie, J. Peng, and R. Gómez-Bombarelli, Representations of materials for machine learning, *Annu. Rev. Mater. Res.* **53**, 399 (2023).
- [36] A. Duval, S. V. Mathis, C. K. Joshi, V. Schmidt, S. Miret, F. D. Malliaros, T. Cohen, P. Lio, Y. Bengio, and M. Bronstein, A hitchhiker’s guide to geometric GNNs for 3D atomic systems (2023), [arXiv:2312.07511 \[cs.LG\]](https://arxiv.org/abs/2312.07511).
- [37] J. Gilmer, S. S. Schoenholz, P. F. Riley, O. Vinyals, and G. E. Dahl, Neural message passing for quantum chemistry, in *Proceedings of the 34th International Conference*

- on Machine Learning*, Proceedings of Machine Learning Research, Vol. 70, edited by D. Precup and Y. W. Teh (PMLR, 2017) pp. 1263–1272.
- [38] M. M. Bronstein, J. Bruna, T. Cohen, and P. Veličković, Geometric deep learning: Grids, groups, graphs, geodesics, and gauges (2021), [arXiv:2104.13478 \[cs.LG\]](https://arxiv.org/abs/2104.13478).
- [39] G. Corso, H. Stark, S. Jegelka, T. Jaakkola, and R. Barzilay, Graph neural networks, *Nat. Rev. Methods Primers* **4**, 17 (2024).
- [40] J. Gao, K. Kuczera, B. Tidor, and M. Karplus, Hidden thermodynamics of mutant proteins: a molecular dynamics analysis, *Science* **244**, 1069 (1989).
- [41] S. Boresch and M. Karplus, The role of bonded terms in free energy simulations: 1. theoretical analysis, *J. Phys. Chem. A* **103**, 103 (1999).
- [42] S. Boresch and M. Karplus, The role of bonded terms in free energy simulations. 2. calculation of their influence on free energy differences of solvation, *J. Phys. Chem. A* **103**, 119 (1999).
- [43] M. Aldeghi and C. W. Coley, A graph representation of molecular ensembles for polymer property prediction, *Chem. Sci.* **13**, 10486 (2022).
- [44] T. Baidya, P. Bera, O. Kröcher, O. Safonova, P. M. Abdala, B. Gerke, R. Pöttgen, K. R. Priolkar, and T. K. Mandal, Understanding the anomalous behavior of Vegard’s law in  $\text{Ce}_{1-x}\text{M}_x\text{O}_2$  ( $\text{M} = \text{Sn}$  and  $\text{Ti}$ ;  $0 < x \leq 0.5$ ) solid solutions, *Phys. Chem. Chem. Phys.* **18**, 13974 (2016).
- [45] P. Schultz and E. Keller, Strong positive and negative deviations from Vegard’s rule: X-ray powder investigations of the three quasi-binary phase systems  $\text{BiSX}_{1-x}\text{Y}_x$  ( $X, Y = \text{Cl}, \text{Br}, \text{I}$ ), *Acta Cryst. B* **70**, 372 (2014).
- [46] M. Lusi, Engineering crystal properties through solid solutions, *Cryst. Growth Des.* **18**, 3704 (2018).
- [47] L. Vegard, Die konstitution der mischkristalle und die raumfüllung der atome, *Z. Physik* **5**, 17 (1921).
- [48] A. R. Denton and N. W. Ashcroft, Vegard’s law, *Phys. Rev. A* **43**, 3161 (1991).
- [49] A. Paszke, S. Gross, F. Massa, A. Lerer, J. Bradbury, G. Chanan, T. Killeen, Z. Lin, N. Gimelshein, L. Antiga, A. Desmaison, A. Kopf, E. Yang, Z. DeVito, M. Raison, A. Tejani, S. Chilamkurthy, B. Steiner, L. Fang, J. Bai, and S. Chintala, PyTorch: An imperative style, high-performance deep learning library, in *Advances in Neural Information Processing Systems*, Vol. 32, edited by H. Wallach, H. Larochelle, A. Beygelzimer, F. d’Alché-Buc, E. Fox, and R. Garnett (Curran Associates, Inc., 2019) pp. 8026–8037.
- [50] S. Leone, I. Streicher, M. Prescher, P. Straňák, and L. Kirste, Metal-organic chemical vapor deposition of aluminum yttrium nitride, *Phys. Status Solidi RRL* **17**, 2300091 (2023).
- [51] J. G. Kirkwood, Statistical mechanics of fluid mixtures, *J. Chem. Phys.* **3**, 300 (1935).
- [52] M. de Koning, Optimizing the driving function for nonequilibrium free-energy calculations in the linear regime: A variational approach, *J. Chem. Phys.* **122**, 104106 (2005).
- [53] R. Freitas, M. Asta, and M. de Koning, Nonequilibrium free-energy calculation of solids using LAMMPS, *Comput. Mater. Sci.* **112**, 333 (2016).
- [54] I. Mosquera-Lois, S. R. Kavanagh, J. Klarbring, K. Tolborg, and A. Walsh, Imperfections are not 0 K: free energy of point defects in crystals, *Chem. Soc. Rev.* **52**, 5812 (2023).
- [55] B. Cheng and M. Ceriotti, Computing the absolute Gibbs free energy in atomistic simulations: Applications to defects in solids, *Phys. Rev. B* **97**, 054102 (2018).
- [56] M. de Koning, A. Antonelli, and S. Yip, Optimized free-energy evaluation using a single reversible-scaling simulation, *Phys. Rev. Lett.* **83**, 3973 (1999).
- [57] D. Frenkel and A. J. Ladd, New Monte Carlo method to compute the free energy of arbitrary solids. Application to the fcc and hcp phases of hard spheres, *J. Chem. Phys.* **81**, 3188 (1984).
- [58] E. Fransson, J. Wiktor, and P. Erhart, Phase transitions in inorganic halide perovskites from machine-learned potentials, *J. Phys. Chem. C* **127**, 13773 (2023).
- [59] X. Hao, J. Liu, M. Deng, and Z. Fan, Critical evaluation of five classical force fields for  $\text{CsPbI}_3$ : limitations in modeling phase stability and transformations, *J. Phys. Chem. C* **127**, 20157 (2023).
- [60] H. Lyu, H. Su, and Z. Lin, Two-stage dynamic transformation from  $\delta$ - to  $\alpha$ - $\text{CsPbI}_3$ , *J. Phys. Chem. Lett.* **15**, 2228 (2024).
- [61] A. Alaei, A. Circelli, Y. Yuan, Y. Yang, and S. S. Lee, Polymorphism in metal halide perovskites, *Mater. Adv.* **2**, 47 (2021).
- [62] R. W. Zwanzig, High-temperature equation of state by a perturbation method. I. Nonpolar gases, *J. Chem. Phys.* **22**, 1420 (1954).
- [63] S. Schoenholz and E. D. Cubuk, JAX MD: A framework for differentiable physics, in *Advances in Neural Information Processing Systems*, Vol. 33, edited by H. Larochelle, M. Ranzato, R. Hadsell, M. Balcan, and H. Lin (Curran Associates, Inc., 2020) pp. 11428–11441.
- [64] W. Wang, S. Axelrod, and R. Gómez-Bombarelli, Differentiable molecular simulations for control and learning (2020), [arXiv:2003.00868 \[physics.comp-ph\]](https://arxiv.org/abs/2003.00868).
- [65] W. Grathwohl, K. Swersky, M. Hashemi, D. Duvenaud, and C. Maddison, Oops I took a gradient: Scalable sampling for discrete distributions, in *Proceedings of the 38th International Conference on Machine Learning*, Vol. 139, edited by M. Meila and T. Zhang (PMLR, 2021) pp. 3831–3841.
- [66] R. Zhang, X. Liu, and Q. Liu, A Langevin-like sampler for discrete distributions, in *Proceedings of the 39th International Conference on Machine Learning*, Vol. 162, edited by K. Chaudhuri, S. Jegelka, L. Song, C. Szepesvari, G. Niu, and S. Sabato (PMLR, 2022) pp. 26375–26396.
- [67] E. Bitzek, P. Koskinen, F. Gähler, M. Moseler, and P. Gumbsch, Structural relaxation made simple, *Phys. Rev. Lett.* **97**, 170201 (2006).
- [68] A. H. Larsen, J. J. Mortensen, J. Blomqvist, I. E. Castelli, R. Christensen, M. Dułak, J. Friis, M. N. Groves, B. Hammer, C. Hargus, E. D. Hermes, P. C. Jennings, P. B. Jensen, J. Kermode, J. R. Kitchin, E. L. Kolsbjerg, J. Kubal, K. Kaasbjerg, S. Lysgaard, J. B. Maronsson, T. Maxson, T. Olsen, L. Pastewka, A. Peterson, C. Rostgaard, J. Schiøtz, O. Schütt, M. Strange, K. S. Thygesen, T. Vegge, L. Vilhelmsen, M. Walter, Z. Zeng, and K. W. Jacobsen, The atomic simulation environment—a Python library for working with atoms, *J. Phys.: Condens. Matter* **29**, 273002 (2017).
- [69] A. S. Nemirovsky and D. B. Yudin, *Problem complexity and method efficiency in optimization* (John Wiley & Sons, Ltd., 1983).

- [70] J. Kivinen and M. K. Warmuth, Exponentiated gradient versus gradient descent for linear predictors, *Inf. Comput.* **132**, 1 (1997).
- [71] M. de Koning and A. Antonelli, Einstein crystal as a reference system in free energy estimation using adiabatic switching, *Phys. Rev. E* **53**, 465 (1996).
- [72] H. J. C. Berendsen, J. P. M. Postma, W. F. van Gunsteren, A. DiNola, and J. R. Haak, Molecular dynamics with coupling to an external bath, *J. Chem. Phys.* **81**, 3684 (1984).
- [73] E. Vanden-Eijnden and G. Ciccotti, Second-order integrators for Langevin equations with holonomic constraints, *Chem. Phys. Lett.* **429**, 310 (2006).
- [74] J. M. Polson, E. Trizac, S. Pronk, and D. Frenkel, Finite-size corrections to the free energies of crystalline solids, *J. Chem. Phys.* **112**, 5339 (2000).
- [75] V. Khanna, J. Anwar, D. Frenkel, M. F. Doherty, and B. Peters, Free energies of crystals computed using Einstein crystal with fixed center of mass and differing spring constants, *J. Chem. Phys.* **154**, 164509 (2021).
- [76] S. Melchionna, G. Ciccotti, and B. Lee Holian, Hoover *NPT* dynamics for systems varying in shape and size, *Mol. Phys.* **78**, 533 (1993).

# Supplementary Information for: Interpolation and differentiation of alchemical degrees of freedom in machine learning interatomic potentials

## I. INTERPOLATION

### A. Comparison of interpolation schemes

We investigate alternative interpolation schemes for the asymmetric edge weight (equation (5) in the main text) to compare their ability to interpolate the model energy output. For simplicity, we consider interpolating between the two compositional states. First, we can think of a symmetric edge weighting scheme  $\omega_{\alpha\beta} = \lambda_{\alpha}\lambda_{\beta}$ , which also satisfies the consistencies at both ends of the alchemical interpolation where one of the weights is one, and the other is zero. Alternatively, without creating extra alchemical atoms, we can change the atomic identities in the input graph by linear interpolating their atomic embeddings. The alchemical modifications in the main text are retained for the symmetric scheme, and the original MLIP architecture is used for embedding interpolation. We revisit the examples in the main text and interpolate between NaCl–KCl and the  $\alpha$  phases of CsPbI<sub>3</sub>–CsSnI<sub>3</sub>. We used MACE-MP-0 medium and small models [1], respectively, and evaluated the energy of the system during interpolation, as shown in Fig. S1.

As argued in the main text, since the asymmetric embedding scheme satisfies the consistencies with the original message passing, the resulting energy values are close to the linearly interpolated energy values in both cases. The two consistencies in the main text do not hold when using the symmetric weighting scheme, which causes the energy values to exhibit a significant positive deviation during interpolation. Finally, since discrete elemental embeddings would not lie in an affine subspace, a linear interpolation of atomic embeddings may go through

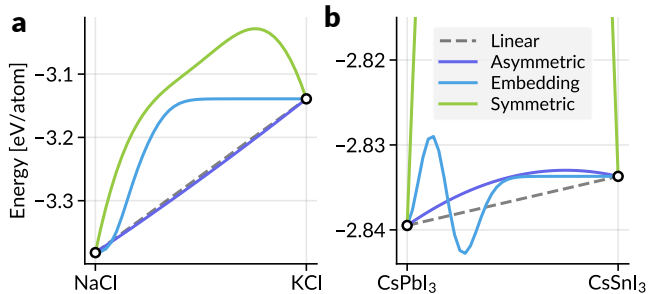


FIG. S1. **Comparison of various interpolation schemes.** Energy values obtained from different interpolation schemes: asymmetric weighting (as in the main text), linear interpolation of atomic embeddings, and symmetric weighting, for the interpolation between (a) NaCl–KCl and (b) the  $\alpha$  phases of CsPbI<sub>3</sub>–CsSnI<sub>3</sub>.

TABLE SI. **Computational efficiency for different alchemical interpolation schemes.** Computation time per step for the alchemical switching between  $\alpha$ -CsPbI<sub>3</sub> and CsSnI<sub>3</sub> structures under the NPT ensemble.

Supercell size	Number of atoms	Linear [ms/step]	Alchemical [ms/step]	Speedup
$3 \times 3 \times 3$	135	36	20	1.80
$4 \times 4 \times 4$	320	45	28	1.62
$5 \times 5 \times 5$	625	83	48	1.73
$6 \times 6 \times 6$	1,080	120	76	1.58

unmeaningful embedding values, and this may cause significant fluctuations (Fig. S1b). Furthermore, the occupancy of the atom should be retained when only changing the embeddings, so we cannot create or annihilate atoms as we did to calculate the free energy of vacancy.

### B. Alchemical vs. linear interpolation of energies

Here, we compare the proposed alchemical interpolation scheme with a naive linear interpolation of endpoint energies. While evaluating the linear interpolation would require the evaluation of two input graphs corresponding to both endpoints, we are introducing extra alchemical atoms and doing backpropagation to obtain alchemical gradients in the alchemical modification scheme. We benchmarked both interpolation schemes on the alchemical pathway between  $\alpha$ -phase structures of CsPbI<sub>3</sub> and CsSnI<sub>3</sub>, as in the main text. For the alchemical scheme, we are adding 20% more nodes (Pb or Sn) to the input graph and evaluate the gradient with respect to three variables (positions, strains, and alchemical weights); for the linear scheme, we evaluate the gradient with respect to two variables (positions and strains), but we compute them twice (two endpoints) per each MD step. The time taken per step for each scheme for various supercell sizes using a single NVIDIA Volta V100 32GB GPU with 20 cores of an Intel Xeon Gold 6248 CPU are reported in Table SI.

The results show that the alchemical scheme is more efficient than the linear scheme, offering 1.6 to 1.8 times the speedup. This is because most of the backward pass for the alchemical gradient coincides with that of the forces and stress. The extra overhead of backpropagation to the alchemical weights would be relatively small. Furthermore, if three or more alchemical states were considered [2, 3], the alchemical scheme would be even more relatively efficient.

Now, we assess whether the two interpolation schemes offer comparable alchemical free energy calculation re-

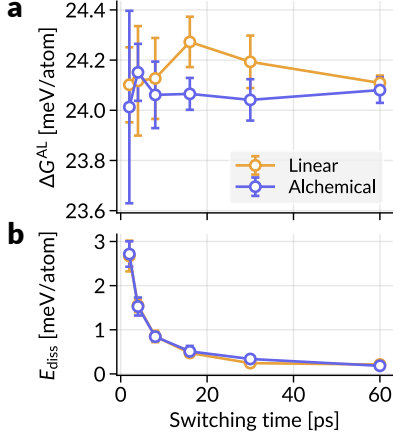


FIG. S2. **Alchemical free energy simulation results from different alchemical interpolation schemes.** (a) The alchemical free energy difference  $\Delta G^{\text{AL}}$  of  $\text{Pb} \rightarrow \text{Sn}$  conversion in  $\alpha$  phase at 400 K and 1 atm and (b) the average dissipated energies (equation (10) in the main text) plotted against the switching time.

sults. We follow the same simulation procedure used to produce Fig. 5c in the main text, while using the

energy difference between two endpoint Hamiltonians as the alchemical gradient in the linear scheme case:  $\partial H/\partial \lambda = H_f - H_i$ . First, when the switching time is long enough, the alchemical free energy differences obtained from the linear and alchemical methods converge to the same value. Furthermore, not much difference is observed in the convergence of  $\Delta G^{\text{AL}}$  or the trend of dissipated energies as the switching time increases. Hence, the alchemical scheme developed in this work could be regarded as a computationally efficient alternative to naive linear interpolation of endpoint energies.

## II. CHGNET RESULTS

### A. Alchemical modifications

We outline how the alchemical modifications could be made to the CHGNet model [4]. In CHGNet, the node and edge features are updated as in equations (1a) and (1b) (equation (2) in the original paper). The modification to message passing in equation (6) in the main text is implemented by applying the weights  $\omega_{\alpha\beta}$  (equation (5) in the main text) to the summands of the message aggregation as in equations (1c) and (1d):

$$\mathbf{v}_i^{t+1} = \mathbf{v}_i^t + L_v^t \left[ \sum_j \mathbf{e}_{ij}^a \odot \phi_v^t(\mathbf{v}_i^t \| \mathbf{v}_j^t \| \mathbf{e}_{ij}^t) \right], \quad (1a)$$

$$\mathbf{e}_{jk}^{t+1} = \mathbf{e}_{jk}^t + L_e^t \left[ \sum_i \mathbf{e}_{ij}^b \odot \mathbf{e}_{jk}^b \odot \phi_e^t(\mathbf{e}_{ij}^t \| \mathbf{e}_{jk}^t \| \mathbf{a}_{ijk}^t \| \mathbf{v}_j^{t+1}) \right], \quad (1b)$$

$$\mathbf{v}_{(i,\alpha)}^{t+1} = \mathbf{v}_{(i,\alpha)}^t + L_v^t \left[ \sum_{(j,\beta)} \omega_{\alpha\beta} \mathbf{e}_{ij}^a \odot \phi_v^t(\mathbf{v}_{(i,\alpha)}^t \| \mathbf{v}_{(j,\beta)}^t \| \mathbf{e}_{(i,\alpha),(j,\beta)}^t) \right], \quad (1c)$$

$$\mathbf{e}_{(j,\beta),(k,\gamma)}^{t+1} = \mathbf{e}_{(j,\beta),(k,\gamma)}^t + L_e^t \left[ \sum_{(i,\alpha)} \omega_{\beta\alpha} \mathbf{e}_{ij}^b \odot \mathbf{e}_{jk}^b \odot \phi_e^t(\mathbf{e}_{(i,\alpha),(j,\beta)}^t \| \mathbf{e}_{(j,\beta),(k,\gamma)}^t \| \mathbf{a}_{(i,\alpha),(j,\beta),(k,\gamma)}^t \| \mathbf{v}_{(j,\beta)}^{t+1}) \right]. \quad (1d)$$

Instead of defining “angle weights,” we can also use  $\omega_{\beta\alpha}$  (equation (5) in the main text) for the bond feature updates, considering that the weight of the message sender should only be taken into account when the message contributions from alchemical objects are being aggregated.

For the original readout in equation (2a) (equation (5) in the original paper [4]), we implement the alchemical readout (equation (7) in the main text) as in equa-

tion (2b):

$$E_{\text{tot}} = \sum_i L_3 \circ g \circ L_2 \circ g \circ L_1(v_i^4), \quad (2a)$$

$$E_{\text{tot}} = \sum_{(i,\alpha)} \lambda_\alpha L_3 \circ g \circ L_2 \circ g \circ L_1(v_{(i,\alpha)}^4). \quad (2b)$$

Although a similar modification could be made, this scheme is not as efficient as in the MACE model because the CHGNet model introduces extra features on bonds and angles for the message passing. This introduces tensors containing multiple alchemical indices, and the overhead from the alchemical modification becomes more significant.

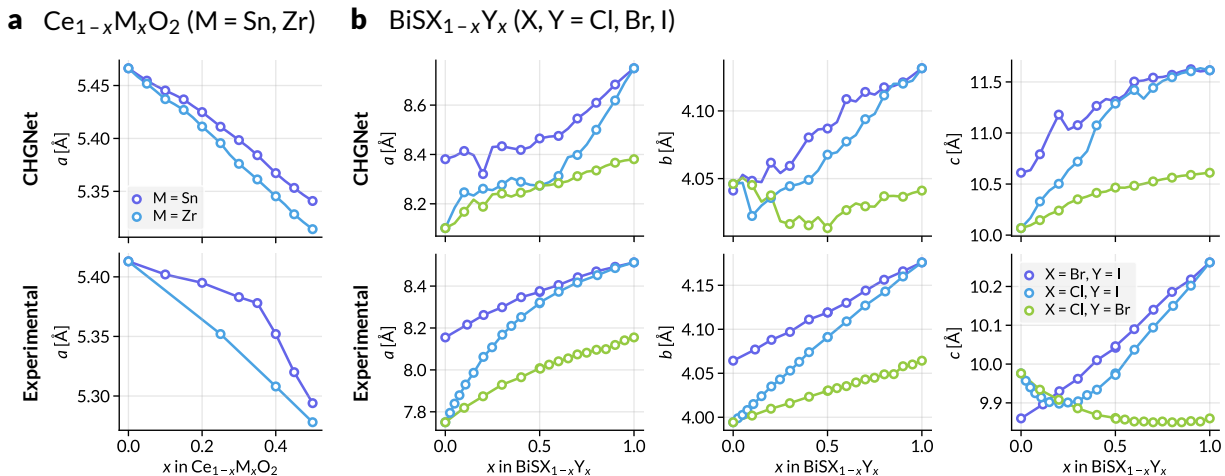


FIG. S3. **Lattice parameters for solid solutions using the CHGNet model.** (a) Lattice parameter  $a$  for  $\text{Ce}_{1-x}\text{M}_x\text{O}_2$  ( $M = \text{Zr}, \text{Sn}$ ) as a function of the compositional weight  $x$ . (b) Lattice parameters  $a$ ,  $b$ , and  $c$  for  $\text{BiSX}_{1-x}\text{Y}_x$  ( $X, Y = \text{Cl}, \text{Br}, \text{I}$ ) as a function of  $x$ . The upper panels are the result of the alchemically modified CHGNet model [4], and the lower panels are the experimental result from [5] and [6] for (a) and (b), respectively.

## B. Lattice parameters

To benchmark the alchemically modified CHGNet model on determining the cell parameters of solid solutions, we conducted the same calculations as in Fig. 2 in the main text. The trend in Fig. S3 is more rugged than the results from the MACE model, possibly due to the extra bond and angle features updated on each message passing step. Furthermore, the cell parameters for

pure compounds do not match their experimental values well in this case. We note that the exceptions to the Vegard's law explored in the current work are peculiar cases and would not mean that the baseline performance of CHGNet is worse than MACE in general. However, it still reveals that the proposed alchemical scheme in this work could be integrated much more nicely with the universal MACE model.

- 
- [1] I. Batatia, P. Benner, Y. Chiang, A. M. Elena, D. P. Kovács, J. Riebesell, X. R. Advincula, M. Asta, M. Avaylon, W. J. Baldwin, F. Berger, N. Bernstein, A. Bhowmik, S. M. Blau, V. Cărare, J. P. Darby, S. De, F. D. Pia, V. L. Deringer, R. Elijošius, Z. El-Machachi, F. Falcioni, E. Fako, A. C. Ferrari, A. Genreith-Schriever, J. George, R. E. A. Goodall, C. P. Grey, P. Grigorev, S. Han, W. Handley, H. H. Heenen, K. Hermansson, C. Holm, J. Jaafar, S. Hofmann, K. S. Jakob, H. Jung, V. Kapil, A. D. Kaplan, N. Karimitari, J. R. Kermode, N. Kroupa, J. Kullgren, M. C. Kuner, D. Kuryla, G. Liepuoniute, J. T. Margraf, I.-B. Magdău, A. Michaelides, J. H. Moore, A. A. Naik, S. P. Niblett, S. W. Norwood, N. O'Neill, C. Ortner, K. A. Persson, K. Reuter, A. S. Rosen, L. L. Schaaf, C. Schran, B. X. Shi, E. Sivonxay, T. K. Stenczel, V. Svahn, C. Sutton, T. D. Swinburne, J. Tilly, C. van der Oord, E. Varga-Umbrich, T. Vegge, M. Vondrák, Y. Wang, W. C. Witt, F. Zills, and G. Csányi, A foundation model for atomistic materials chemistry (2024), [arXiv:2401.00096](https://arxiv.org/abs/2401.00096) [physics.chem-ph].
- [2] J. L. Knight and C. L. Brooks III, Multisite  $\lambda$  dynamics for simulated structure–activity relationship studies, *J. Chem. Theory Comput.* **7**, 2728 (2011).
- [3] M. T. Robo, R. L. Hayes, X. Ding, B. Pulawski, and J. Z. Vilseck, Fast free energy estimates from  $\lambda$ -dynamics with bias-updated Gibbs sampling, *Nat. Commun.* **14**, 8515 (2023).
- [4] B. Deng, P. Zhong, K. Jun, J. Riebesell, K. Han, C. J. Bartel, and G. Ceder, CHGNet as a pretrained universal neural network potential for charge-informed atomistic modelling, *Nat. Mach. Intell.* **5**, 1031 (2023).
- [5] T. Baidya, P. Bera, O. Kröcher, O. Safonova, P. M. Abdala, B. Gerke, R. Pöttgen, K. R. Priolkar, and T. K. Mandal, Understanding the anomalous behavior of Vegard's law in  $\text{Ce}_{1-x}\text{M}_x\text{O}_2$  ( $M = \text{Sn}$  and  $\text{Ti}$ ;  $0 < x \leq 0.5$ ) solid solutions, *Phys. Chem. Chem. Phys.* **18**, 13974 (2016).
- [6] P. Schultz and E. Keller, Strong positive and negative deviations from Vegard's rule: X-ray powder investigations of the three quasi-binary phase systems  $\text{BiSX}_{1-x}\text{Y}_x$  ( $X, Y = \text{Cl}, \text{Br}, \text{I}$ ), *Acta Cryst. B* **70**, 372 (2014).