

N-Agent Ad Hoc Teamwork

Caroline Wang *

caroline.l.wang@utexas.edu
The University of Texas at Austin

Arrasy Rahman

arrasy@cs.utexas.edu
The University of Texas at Austin

Ishan Durugkar

ishan.durugkar@sony.com
Sony AI

Elad Liebman

eliebman@sparkcognition.com
SparkCognition

Peter Stone

pstone@cs.utexas.edu
The University of Texas at Austin
and Sony AI

Abstract

Current approaches to learning cooperative behaviors in multi-agent settings assume relatively restrictive settings. In standard fully cooperative multi-agent reinforcement learning, the learning algorithm controls *all* agents in the scenario, while in ad hoc teamwork, the learning algorithm usually assumes control over only a *single* agent in the scenario. However, many cooperative settings in the real world are much less restrictive. For example, in an autonomous driving scenario, a company might train its cars with the same learning algorithm, yet once on the road, these cars must cooperate with cars from another company. Towards generalizing the class of scenarios that cooperative learning methods can address, we introduce *N-agent ad hoc teamwork*, in which a set of autonomous agents must interact and cooperate with dynamically varying numbers and types of teammates at evaluation time. This paper formalizes the problem, and proposes the *Policy Optimization with Agent Modelling* (POAM) algorithm. POAM is a policy gradient, multi-agent reinforcement learning approach to the NAHT problem, that enables adaptation to diverse teammate behaviors by learning representations of teammate behaviors. Empirical evaluation on StarCraft II tasks shows that POAM improves cooperative task returns compared to baseline approaches, and enables out-of-distribution generalization to unseen teammates.

1 Introduction

Cooperative multi-agent reinforcement learning (MARL) is a paradigm for learning agent teams that solve a common task via interaction with each other and the environment (Littman, 1994). A related paradigm for learning cooperative behavior is ad hoc teamwork (AHT). In contrast to MARL, the objective of AHT is to create a single agent policy that can collaborate with unknown teammates to solve a common task (Mirsky et al., 2022; Stone et al., 2010).

While impressive, these advances have largely been confined to scenarios in which either complete control over all agents is assumed, or only a single agent is adapted for cooperation (Rashid et al., 2018; Son et al., 2019; Lin et al., 2023; Baker et al., 2019). However, real-world collaborative scenarios—e.g. search-and-rescue, or robot fleets for warehouses—might demand agent *subteams* that are able to collaborate with unfamiliar teammates that follow different coordination conventions.

Towards producing agent teams that are more flexible and applicable to realistic cooperative scenarios, this paper proposes the novel problem setting of *N-agent ad hoc teamwork* (NAHT), in which a set of autonomous agents must interact with an uncontrolled set of teammates to perform

*Corresponding author.

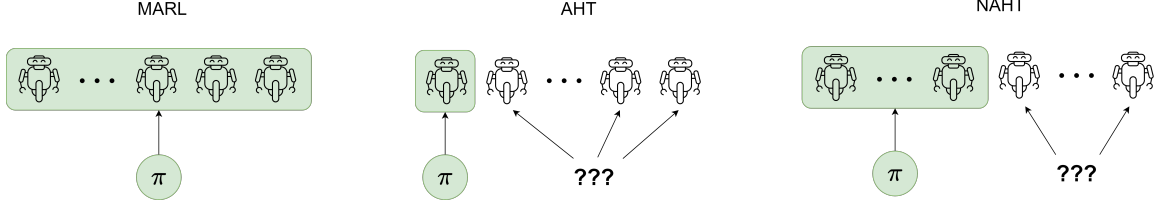


Figure 1: Left: MARL algorithms assume full control over all M agents in a cooperative scenario. Center: AHT algorithms often assume that only a single agent is controlled by the learning algorithm, while the other $M - 1$ agents are uncontrolled and can have a diverse, unknown set of behaviors. Right: NAHT, the paradigm proposed by this paper, assumes that N agents (where N can vary) are controlled by the learning algorithm, while the remaining $M - N$ agents are uncontrolled.

a cooperative task. When there is only a single ad hoc agent, NAHT is equivalent to AHT. On the other hand, when all ad hoc agents were produced by some MARL algorithm and there are no uncontrolled teammates, NAHT is equivalent to MARL. Thus, the proposed problem setting generalizes both MARL and AHT.

Drawing from ideas in both MARL and AHT, we introduce Policy Optimization with Agent Modelling (POAM). POAM is a policy-gradient based approach for learning cooperative multi-agent team behaviors, in the presence of varying numbers and types of teammate behaviors. It consists of (1) an agent modeling network that generates a vector characterizing teammate behaviors, and (2) an independent actor-critic architecture, which conditions on the learned teammate vectors to enable adaptation to a variety of potential teammate behaviors. Empirical evaluation on StarCraft II tasks shows that POAM learns to coordinate with a changing number of teammates of various types, with higher competency than MARL, AHT, and NAHT baseline approaches. An evaluation with out-of-distribution teammates also reveals that POAM’s agent modeling module enables improved generalization to out-of-distribution teammates, compared to baseline without agent modeling.

To summarize, this paper makes the following contributions:

- It proposes, motivates, and formalizes the novel problem setting of N -agent ad hoc teamwork.
- It introduces Policy Optimization with Agent Modelling (POAM), an algorithm that leverages ideas from AHT and MARL to enable learning cooperative team behaviors whilst dealing with diverse behaviors from uncontrolled teammates.
- It empirically demonstrates that POAM enables improved cooperative task returns over baselines, and generalization to out-of-distribution teammates.

2 Background

The NAHT problem is situated in the framework of **Decentralized Partially Observable Markov Decision Processes**, or Dec-POMDPs (Bernstein et al., 2002; Oliehoek & Amato, 2016). A Dec-POMDP consists of M agents, a joint state space \mathcal{S} , joint action space \mathcal{A} , per-agent observation spaces O^i , transition function $\mathcal{T} : \mathcal{S} \times \mathcal{A} \mapsto \Delta(\mathcal{S})^*$, common reward function $r : \mathcal{S} \times \mathcal{A} \mapsto \Delta(\mathbb{R})$ (thus defining a cooperative task), discount factor $\gamma \in [0, 1]$ and horizon $T \in \mathbb{Z}$, which represents the length of an interaction, or episode. Each agent receives an observation from the environment via its personal observation function $\mathcal{O}^i : \mathcal{S} \times \mathcal{A} \mapsto \Delta(O^i)$. The joint state space is structured such that $\mathcal{S} = S_1 \times \dots \times S_M$, where S_i for $i \in \{1 \dots M\}$ corresponds to the state space of each agent. The joint action space is defined analogously. Denoting H^i as its set of all possible local observation and individual action history, agent i acts according to a policy, $\pi_i : H^i \mapsto \Delta(A_i)$. In the following, we overload r to refer to both the reward function, and the task defined by that reward function.

* $\Delta(S)$ denotes the space of probability distributions over set S .

Where appropriate, we use r_t to denote the reward at timestep t . The notation $-i$ will be used as shorthand for all the agents other than agent i .

3 NAHT Problem Formulation

Drawing from the goals of MARL and AHT (Stone et al., 2010), the goal of N -agent ad-hoc teamwork is **to create a set of autonomous agents that are able to efficiently collaborate with both known and unknown teammates to maximize return on a task**. The goal is formalized below.

Let C denote a set of ad-hoc agents. If the policies of the agents in C are generated by an algorithm, we say that the algorithm controls agents in C . Since our intention is to develop algorithms for generating the policies of agents in C , we refer to agents in C as *controlled*. Let U denote a set of *uncontrolled* agents, which we define as all agents in the environment not included in C .[†] We adopt an analogous assumption to Stone et al. (2010)—namely, that agents in U satisfy a minimal level of competency in a team setting.

We model an open system of interaction, in which a random selection of M agents from sets C and U must coordinate to perform task r . For illustration, consider a warehouse staffed by robots developed by companies A and B , where there is a box-lifting task that requires three robots to accomplish. If Company A’s robots are ad-hoc agents (corresponding to C), then some robots from Company A could collaborate with robots from Company B (corresponding to U) to accomplish the task, rather than requiring that all three robots come exclusively from A or B . Motivated thus, we introduce a *team sampling procedure* X . At the beginning of each episode, X samples a team of M agents by first sampling $N < M$, then sampling N agents from the set C and $M - N$ agents from U . We define X more formally below.

Let $g(k, \mu, s)$ represent a function for randomly selecting k elements from a generic set μ , conditioned on a state $s \in \mathcal{S}$. For instance, g might be the distribution, $Multinomial(k, |\mu|, \phi(s))$, for selecting k elements with replacement from the set μ , parameterized by the state-dependent probability logits $\phi(s) \in [0, 1]^{|\mu|}$. Allowing g to depend on an initial state enriches the representable open interactions. Returning to our robot warehouse example, a state-dependent g might enable us to model that robots suitable for heavy loads are more likely to be present near the loading dock area. For $s \in \mathcal{S}$, X is a sampling procedure parameterized by the tuple $(s, M, U, C, \phi_M, g_U, g_C)$, where $\phi_M \in [0, 1]^M$ represents the logits of a categorical distribution:

1. Sample an integer N from $Cat(\phi_M)$.
2. Sample N controlled agents via g_U from U .
3. Sample $M - N$ uncontrolled agents via g_C from C .

Since teams consisting entirely of unknown agents are not of interest, we restrict consideration to teams containing at least one controlled agent, i.e $N \geq 1$. The agent sampling functions g_U, g_C could employ sampling with replacement to model scenarios where two robots may use the same policy, or sampling without replacement for scenarios where that is not possible (e.g. if all robots are heterogeneous).

Without loss of generality, let $C(\theta)$ denote a set of agents parameterized by θ . Let the notation $\pi^{(M)} \sim X(U, C)$ indicate sampling a team of size M from U and C . The *objective* of the NAHT problem is to find parameters θ , such that $C(\theta)$ maximizes the expected return in the presence of teammates from U :

[†]The original AHT problem statement used the terms “known” and “unknown” agents. However, it is common for modern AHT learning methods to assume some knowledge about the “unknown” teammates during training (Mirsky et al., 2022). Thus, we instead employ the terms controlled and uncontrolled.

$$\max_{\theta} \left(\mathbb{E}_{\pi^{(M)} \sim X(U, C(\theta))} \left[\sum_{t=0}^T \gamma^t r_t \right] \right).$$

The central challenges of the NAHT problem include (1) coordinating with potentially unknown teammates (*generalization*), and (2) coping with an unknown number of uncontrolled teammates (*openness*).

4 A Motivating Example

Having introduced the NAHT problem, a natural question to consider is whether AHT solutions may optimally address NAHT problems as well. If so, then there would be little need to consider the NAHT problem setting. For instance, as an AHT solution consists of a single teammate policy, trained in the scenario illustrated in Figure 1, a simple yet reasonable approach consists of directly copying the AHT policy as many times as required, in an NAHT problem.

To illustrate the limitations of such an approach, we consider a concrete example in which a single ad hoc agent would follow a rational policy, but two ad hoc agents following that same policy would lead to a suboptimal outcome. Define the following simple game for M agents: at each turn, each agent a_i picks one bit $b_i \in \{0, 1\}$; at the end of each turn, all the bits are summed $s = \sum_i b_i$. The team wins if and only if the sum of the chosen bits is exactly 1.

Consider a scenario where there are $M - 1$ (uncontrolled) agents who follow a deterministic policy. For simplicity, suppose they always pick 0. We now introduce a new ad hoc agent a_h . Assume that the ad hoc agent observes the $M - 1$ always-zero agents play for one step, and the ad hoc agent a_h is introduced into the game in the second step. Suppose the ad hoc agent selects actions according to the following strategy:

1. Model teammate actions by observing the last step.
2. Select the best response action.
3. If no information is known about a teammate, assume they act according to the average of expected actions of all the other observed agents.

If the ad hoc agent a_h acts based on the teammate modeling scheme described above, it will observe that all the other agents picked 0 at the first step, and therefore pick 1.

Now, consider a scenario in which there are $M - 2$ always-zero agents playing without the ad hoc agent for one step, and the ad hoc agents a_h^1 and a_h^2 are introduced into the game in the second step. Following the same modeling policy, the two ad hoc agents a_h^1 and a_h^2 will both assume that their teammates follow an always-zero policy, and therefore learn to pick the 1 action—a suboptimal decision, since $s = 2$. Following the second step, both a_h^1 and a_h^2 will assume that their counterparts pick the 1 action. As a result, *both* agents will switch to the action they would consider the best response, and would both pick the 0 action, meaning once again the joint action is not optimal, as $s = 0$. We observe that extending the agent modeling window beyond one step does not resolve this inherent pattern (see Appendix A.4).

While the policy above leads to optimal behavior for a single ad hoc agent, it results in poor joint performance in the presence of another ad hoc agent. A policy that explicitly accounts for the potentially unpredictable behavior of other agents and strives to cooperate with other agents would lead to better performance. In the example above, finding such a policy is as simple as introducing ϵ -greedy exploration to the ad hoc agents' action selection behavior. With that modification, both agents will continue exploring until the optimal reward of $s = 1$ is achieved, in which case both agents will converge to an optimal behavior. This is because with high probability, the two ad hoc agents will learn to optimally coordinate by following a joint policy that selects one of the optimal joint actions of $(0, 1)$ or $(1, 0)$ at some time step, after which both agents will repeat that joint action due to the single-step agent modeling.

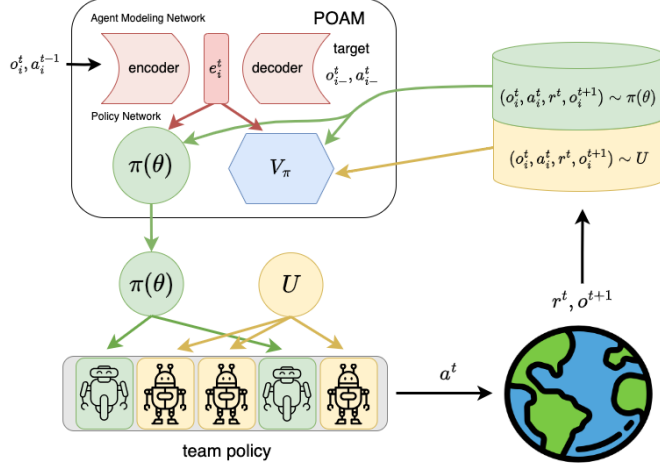


Figure 2: The training protocol for the proposed method, POAM. POAM adopts an independent policy gradient architecture with parameter sharing. POAM trains a single policy network, which characterizes the behavior of all controlled agents. The yellow agents are controlled by policies drawn from U , the set of uncontrolled agents, while the green agents are controlled by the same POAM policy. Data from both controlled and uncontrolled agents is used to train the POAM critic, V_π , while the actor $\pi(\theta)$ is trained on data from the controlled agents only. The actor and critic are both conditioned on a learned team encoding vector, learned via an encoder-decoder architecture.

5 Policy Optimization with Agent Modeling (POAM)

This section describes the proposed Policy Optimization with Agent Modeling (POAM) method, which trains a collection of NAHT agents that can adaptively deal with different collections of unknown teammates. POAM relies on an *agent modeling network* to initially build an encoding vector of the collection of teammates encountered during an interaction. Adaptive agent policies that can maximize the controlled agents’ returns are then learned by POAM by training a *policy network*, which receives environment observation and team encoding vector as input. Details of the training process for both agent modeling and policy networks are described in Sections 5.1 and 5.2 respectively, while an illustration of how POAM trains NAHT agents is provided in Figure 2.

5.1 Agent Modeling Network

Designing adaptive policies that enable NAHT agents to achieve optimal returns against any team of uncontrolled agents drawn from some set U , requires information on the encountered team’s unknown behavior. However, in the absence of prior knowledge about uncontrolled teammates’ policies, local observations from a single timestep may not contain sufficient information regarding the encountered team. To circumvent this lack of information, POAM’s agent modeling network plays a crucial role in providing *team encoding vectors* that characterize the behavior of teammates in the encountered team.

We identify two main criteria for desirable team encoding vectors. First, team encoding vectors should identify information regarding the unknown state and behavior of other agents in the environment. Second, team encoding vectors should ideally be computable from the sequence of local observations and actions of the team. Fulfilling both requirements provides an agent with useful information for decision-making in NAHT problems, even under partial observability.

POAM produces desirable team encoding vectors by training a model with an encoder-decoder architecture, which is illustrated by red components in Figure 2. The encoder, $f_{\theta^e}^{\text{enc}} : H^i \mapsto \mathbb{R}^n$, is parameterized by θ^e and processes the modeling agent’s history of local observations and actions

up to timestep t , $h^t = \{o_i^k, a_i^{k-1}\}_{k=1}^t$, to compute a team encoding vector, $e_i^t \in \mathbb{R}^n$. This reliance on local observations helps ensure that the agent modeling network can operate without having access to the environment state (i.e. under partial observability). We then train decoder networks, $f_{\theta^o}^{\text{dec}} : \mathbb{R}^n \mapsto O^{-i}$ and $f_{\theta^a}^{\text{dec}} : \mathbb{R}^n \mapsto \Delta(A_{-i})$, that predicts the observations and actions of the modelled agents at timestep t , (o_{-i}^t, a_{-i}^t) , to encourage e_i^t to contain relevant information for the NAHT agents’ decision-making process. Formally, this decoder is trained to minimize the following loss function to accurately predict the modelled agents’ observations and actions:

$$L_{\theta^e, \theta^o, \theta^a}(h^t) = \left(\|f_{\theta^o}^{\text{dec}}(f_{\theta^e}^{\text{enc}}(h^t)) - o_{-i}^t\|^2 - \log(p(a_{-i}^t; f_{\theta^a}^{\text{dec}}(f_{\theta^e}^{\text{enc}}(h^t)))) \right).$$

5.2 Policy and Value Networks

POAM relies on an actor-critic architecture to train agent policies, where the policy and networks are both conditioned on the teammate embedding produced by the encoder-decoder architecture described in Section 5.1.

The policy network, $\pi_{\theta^p}^i : H^i \times \mathbb{R}^n \mapsto \Delta(A_i)$, uses the NAHT agent’s local observation, o_i^t , and the team embedding from the encoder network, e_i^t , to compute a policy followed by the NAHT agents. Conditioning the policy network on e_i^t allows an NAHT agent to change its behaviour based on the inferred characteristics of encountered agents. When training the policy network, we also rely on a value network $V_{\theta^c} : H^i \times \mathbb{R}^n \mapsto \mathbb{R}$, which measures the expected returns given h_t , and e_i^t . The value network serves as a baseline to reduce the variance of the gradient updates and also conditions on the learned teammate embeddings, for similar reasons to the policy.

POAM then trains the policy and value networks using an approach based off the Independent PPO algorithm (Yu et al., 2022) (IPPO). IPPO is selected as the base MARL algorithm for two reasons. First, using an independent MARL method circumvents the need to deal with the changing number of agents resulting from environment openness. Second, it has been demonstrated to be effective on various MARL tasks. POAM trains the value network to produce accurate state value estimates by minimizing the following loss function:

$$L_{\theta^c}(h^t) = \frac{1}{2} \left(V_{\theta^c}(h^t, f_{\theta^e}^{\text{enc}}(h^t)) - \hat{V}^t \right)^2,$$

where $\hat{V}^t = \sum_{l=0}^T \gamma^l r^{t+l}$. The policy network is trained to minimize the PPO loss function, where the Generalized Advantage Estimator is employed (Schulman et al., 2015):

$$L_{\theta^p}(h^t) = \min \left(r^t(\theta^p) \hat{A}_{GAE}^t, \text{clip} \left(r^t(\theta^p), 1 - \epsilon, 1 + \epsilon \right) \hat{A}_{GAE}^t \right) - \alpha H(\pi_{\theta^p}^i(\cdot | h^t, f_{\theta^e}^{\text{enc}}(h^t))),$$

$$\text{where } r^t(\theta^p) = \frac{\pi_{\theta^p}^i(a_i^t | h^t, f_{\theta^e}^{\text{enc}}(h^t))}{\pi_{\theta^p_{old}}^i(a_i^t | h^t, f_{\theta^e}^{\text{enc}}(h^t))}.$$

Leveraging data from uncontrolled agents In the NAHT setting, we assume access to the *joint* observations and actions generated by the current team deployed in the environment, where the team consists of a mix of controlled and uncontrolled agents. POAM leverages the data from both controlled and uncontrolled agents to train the value network—in effect, treating the uncontrolled agents as exploration policies. This is a significant departure from PPO, which is a fully on-policy algorithm. However, only data from the controlled agents is used to train the policy network, as the policy update is highly sensitive to off-policy data.

6 Experiments and Results

This section presents an empirical evaluation of POAM and baseline approaches across different NAHT problems. We specifically investigate two questions. First, whether POAM leads to improved

solutions for NAHT over baselines, in terms of sample efficiency or asymptotic task return. Second, whether agent modeling enables generalization to previously unseen teammates.

We start this section by introducing the main experimental procedures and baselines in Section 6.1. Section 6.2 presents our main result that compares POAM and the baselines in NAHT problems situated across different environments. Sections 6.3 & 6.4 then provide additional analysis on the team encoding vectors produced by POAM and its ability to generalize the learned policy to previously unseen sets of teammate policies. Finally, see the Appendix for further results, hyperparameters, and implementation details. Our code will be made available upon publication.

6.1 Experimental Design

This subsection describes the experimental design, including the particular NAHT instance considered in the experiments, training procedure, experimental domain, and baselines.

6.1.1 A Practical Instantiation of NAHT

Similar to AHT, the NAHT problem can be parameterized by the amount of knowledge that controlled agents have about uncontrolled agents, and whether uncontrolled agents can adapt to the behavior of controlled agents (Barrett & Stone, 2012). This section considers a practical instantiation of the NAHT problem, designed to assess whether the baseline algorithms have successfully learned to cooperate with each of the uncontrolled agents under consideration.

Recall that U and C denote the sets of uncontrolled and controlled agent policies, respectively, while M denotes the total team size, and N the number of agents sampled from C . For simplicity, we assume that policies in U do not adapt to the controlled agents’ behavior, agents are homogeneous (so that they are interchangeable within a team), and that agents cannot communicate. While in principle, the team sampling procedure X could define any probability distribution over teams constructed from U and C , we consider an X_{train} consisting of sampling N uniformly from $\{1, \dots, M - 1\}$, sampling N agents from C and $M - N$ agents from U in a uniform fashion (Figure 3). The sampling procedure described here takes place at the beginning of each episode to select a team, which is then deployed in the environment. Data generated by the deployed team (e.g. joint observations, joint actions, and rewards) are returned to the learning algorithm. See Appendix A.1.2 for further details on the evaluation procedure.

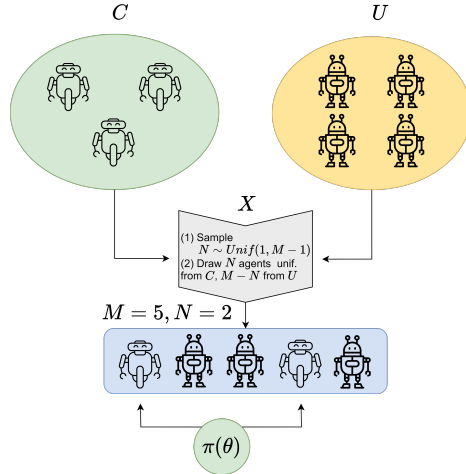


Figure 3: A practical instantiation of the NAHT problem.

6.1.2 Generating Uncontrolled Teammates

To generate a set of uncontrolled teammates U , the following MARL algorithms are used to train agent teams: VDN (Sunehag et al., 2018), QMIX (Rashid et al., 2018), IQL (Tan, 1997), IPPO, and MAPPO (Yu et al., 2022). We verify that the generated team behaviors are diverse by checking that (1) teams trained by the same algorithm learn non-compatible coordination conventions, and (2) teams trained by different algorithms are not compatible (see Appendix A.2).

Let U_{train} denote the set of uncontrolled teammates used to train POAM and the baseline methods. U_{train} consists of five teams, where each individual team is trained via VDN, QMIX, IQL, IPPO and MAPPO, respectively. U_{test} consists of a set of holdout teams trained via the same MARL

algorithms, but that have not been seen during training. The experimental results reported in 6.2 and 6.3 are computed with respect to U_{train} only, while the experimental results in 6.4 use U_{test} .

6.1.3 Experimental Domain

Experiments are conducted on the StarCraft Multi-Agent Challenge (SMAC) benchmark (Samvelyan et al., 2019). SMAC features a set of cooperative tasks, where a team of allied agents must defeat a team of enemy agents controlled by the game server. It is a partially observable domain with a continuous state space, where each agent can observe features about itself, enemy, and allied agents within some radius. The action space is discrete—each agent can choose an enemy to attack, a direction to move in, or to not perform any action. The SMAC tasks considered here are 5v6, 8v9, 10v11, 3s4z, 3s5z. The first number indicates the number of allied agents, while the second indicates the number of enemy agents; full task names and descriptions are provided in App. A.1.

6.1.4 Baselines

As NAHT is a new problem proposed by this paper, there are no prior algorithms that are directly designed for the NAHT problem. Therefore, we construct three baselines to contextualize the performance of POAM.

- *Naive MARL*: various well-known MARL algorithms are considered, including both independent and centralized training with decentralized execution algorithms (Hernandez-Leal et al., 2019). The algorithms evaluated here include IQL (Claus & Boutilier, 1998), VDN (Sunehag et al., 2018), QMIX Rashid et al. (2018), IPPO, and MAPPO (Yu et al., 2022). The MARL baselines are trained in self-play and then evaluated in the NAHT setting. In the following, we report only the performance of the *best* naive MARL baseline.
- *Independent PPO in the NAHT setting* (IPPO-NAHT): IPPO is a policy gradient MARL algorithm that directly generalizes PPO (Schulman et al., 2017) to the multi-agent setting. It was found to be surprisingly effective on a variety of MARL benchmarks by Yu et al. (2022). In contrast to the naive MARL baselines, IPPO-NAHT is trained using the proposed NAHT training scheme. The variant considered here employs full parameter sharing, where the actor is trained on data only from controlled agents, but the critic is trained using data from both controlled and uncontrolled agents. The latter detail is a key algorithmic feature which POAM also employs, but is an extension from the most naive version of PPO (see Section 6.3). IPPO can be considered an ablation of POAM, where the agent modeling module is removed.
- *POAM in the AHT setting* (POAM-AHT): As considered in Section 4, a natural baseline approach to the NAHT problem is to deploy AHT policies directly in the NAHT setting. To experimentally evaluate the intuition that AHT policies do not suffice for the NAHT problem setting, we consider an AHT version of POAM. POAM-AHT is trained identically to POAM, but where the number of controlled agents N is always equal to 1 during training.

All methods employ full parameter sharing (Papoudakis et al., 2021b). See Appendix A.1 for details about architecture, hyperparameter tuning and algorithm implementation.

6.2 Main Results

The primary question addressed here is whether POAM improves performance on the NAHT problem setting, as compared to baselines. Figure 4 shows the learning curves of POAM and IPPO-NAHT on the SMAC tasks, and the test returns achieved by the best naive MARL baseline and POAM-AHT. See the Appendix for tables providing the performances of all naive MARL methods, across all tasks. All learning curves consist of the mean test returns across three trials, while the shaded regions reflect the 95% confidence intervals. All methods are trained for 20M time steps. We find that for all tasks, POAM outperforms baselines in either asymptotic return (5v6, 3s5z), or sample

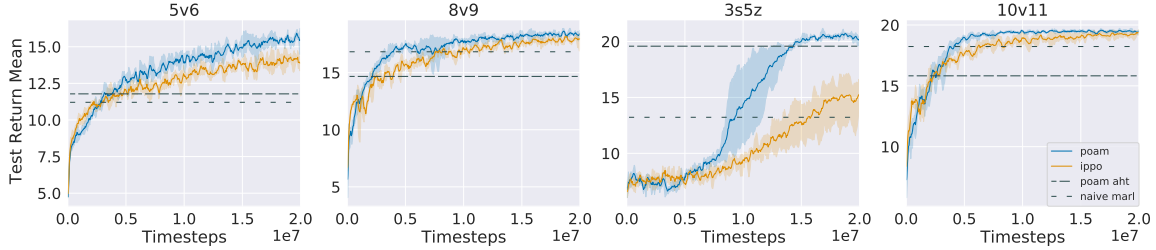


Figure 4: POAM consistently improves over the baselines of IPPO-NAHT, POAM-AHT, and the best naive MARL baseline in all tasks, in either sample efficiency or asymptotic return. The performance of POAM-AHT and naive MARL are inconsistent across tasks. Results are computed over three trials, while the shaded region represents the 95% confidence interval.

efficiency (8v9, 10v11). While POAM initially has lower sample efficiency than IPPO-NAHT, this trend is reversed after the first few million steps, after which POAM displays higher return. We attribute this to the initial costs incurred by learning team encoding vectors, which once learned, improves learning efficiency. IPPO-NAHT, which can be viewed as an ablation of POAM with no agent modeling, is the next best performing method. Although IPPO-NAHT has generally poorer sample efficiency than POAM, the method converges to the approximately the same returns on 8v9 and 10v11. While the agent modeling module of POAM provides team embedding vectors to the policy learning process, the embeddings are themselves produced from each agent’s own observation. Since no additional information is provided to POAM agents, it is unsurprising that IPPO-NAHT can converge to similar solutions as POAM, given enough training steps.

Finally, while the best naive MARL baseline and POAM-AHT learn good solutions on some tasks, neither method consistently performs well across all tasks. Overall, POAM discovers the most consistently performant policies compared to the other methods. We conclude that (1) the proposed learning scheme can learn effectively in the presence of multiple types of agents, and (2) agent modeling improves learning efficiency.

6.3 A Closer Look at POAM

Two key aspects of POAM are the use of a recurrent teammate modeling module, and the use of data from uncontrolled agents to train the critic. We perform further analysis of both of these aspects on the 5v6 task.

Teammate modeling performance In the NAHT training/evaluation setting, a new set of teammates is sampled at the beginning of each episode. Therefore, an important subtask for a competent NAHT agent is to rapidly model the distribution and type of teammates at the beginning of the episode, to enable the policy to exploit that knowledge as the episode progresses. This task is especially challenging in the presence of partial observability (a property of the SMAC tasks). To address the above challenges, POAM employs a recurrent encoder, which encodes the POAM agent’s history of observations and actions to an embedding vector, and a (non-recurrent) decoder network, which predicts the egocentric observations and actions for all teammates.

A natural question then, is whether the learned teammate encoding vectors actually improve over the course of an episode. Figure 5 depicts the within-episode *mean squared error* (MSE) of the

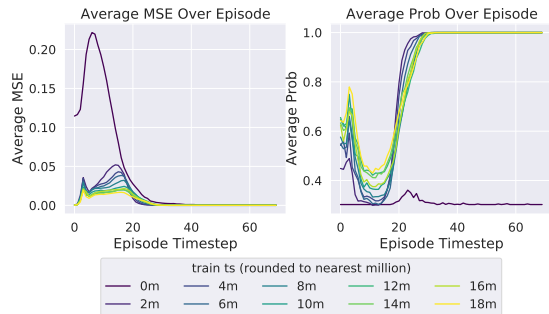


Figure 5: Evolution of the within-episode mean squared error (left) and probability of actions that were actually taken by modelled teammates (right), computed by the POAM agent over the course of training. The agent modeling performance improves over the course of an episode, as more data about teammate behavior is observed.

observation predicted by the decoder, and the within-episode *probability* of the action actually taken by the modelled teammates, according to the decoder’s modelled action distribution.

Each curve corresponds to a different training checkpoint. We observe the MSE rapidly converges to a low value, while the predicted probability of the taken actions has converged to 1 by time step 20. Note that the MSE is initially 0 at timestep 0 because the initial position is not randomized in SMAC. Next, we observe that the modeling performance improves over the course of training, indicated by lower prediction error at later training steps. Thus, we conclude that POAM learns accurate teammate models relatively early in the episode for the 5v6 task—successfully coping with the challenges introduced by the sampled teammates and partial observability.

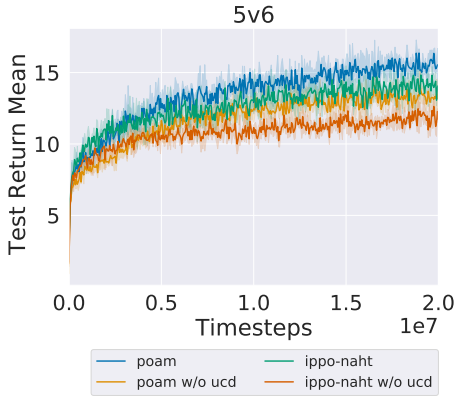


Figure 6: Learning curves of POAM and IPPO, where the value network is trained with and without uncontrolled agents’ data (UCD).

unseen seeds of IPPO, IQL, MAPPO, QMIX, and VDN (computed across three trials). In two out of four tasks (5v6, 3s5z), POAM has a significantly higher return than IPPO-NAHT, while the remaining two tasks exhibit a smaller improvement. For all tasks, we observe that the standard error for POAM is lower than that of IPPO-NAHT, showing that POAM performs more consistently against a range of teammates and team configurations than IPPO-NAHT.

Impact of data from non-controlled agents Recall that both POAM and IPPO-NAHT update the value network using data from both the controlled and uncontrolled agents. As Figure 6 shows, this algorithmic feature results in a significant performance gain over training using on-policy data only, for both POAM and IPPO-NAHT.

6.4 Out of Distribution Generalization

Experiments in prior sections were conducted with in-distribution teammates, i.e. teammates that the methods interacted directly with during training. This section examines whether agent modeling improves generalization to out-of-distribution (OOD) teammates, where the OOD teammates are generated by using MARL algorithms with different random seeds to generate teammates that have not been interacted with during training.[‡]

Figure 7 shows the mean and standard error of the test return achieved by POAM, compared to IPPO-NAHT, when the algorithm in question is paired with previously

[‡]We demonstrate in App. A.2 that in SMAC tasks, the same MARL algorithm with different seeds trains teams that have different coordination conventions. Hence, teams from unseen seeds display OOD behavior.

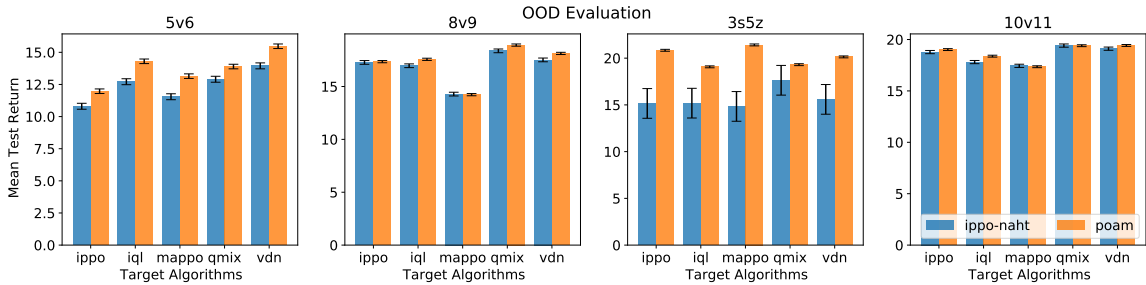


Figure 7: Mean and standard error of test returns achieved by POAM and IPPO-NAHT, when paired with out-of-distribution teammates. POAM shows improved generalization to OOD teammates, as compared to IPPO-NAHT, across all tasks.

7 Related Works

This section summarizes related work in the areas most closely related to NAHT, namely, ad hoc teamwork, zero-shot coordination, agent modeling, and cooperative MARL.

Ad Hoc Teamwork & Zero-Shot Coordination. Prior works in ad hoc teamwork (Stone et al., 2010) and zero-shot coordination (ZSC) (Hu et al., 2020) explored methods to design adaptive agents that can optimally collaborate with unknown teammates. While they both highly resemble the NAHT problem, existing methods for AHT (Rahman et al., 2021; Mirsky et al., 2022) and ZSC (Hu et al., 2020; Lupu et al., 2021) have been limited to single-agent control scenarios. We argue that direct, naive applications of AHT and ZSC techniques to our problem of interest are ineffective—see the discussion in Section 4 and results in Section 6.

Recent research in AHT and ZSC utilizes neural networks to improve agent collaboration within various team configurations. These recent works mostly focus on two approaches. The first approach trains the agent to adapt to unknown teammates by characterizing teammates’ behavior as fixed-length vectors using neural networks and learning a policy network conditioned on these vectors (Rahman et al., 2021; Papoudakis et al., 2021a; Zintgraf et al., 2021). The second designs teammate policies that maximize the agent’s performance when collaborating with diverse teammates (Lupu et al., 2021; Rahman et al., 2021). Our work builds on the first category, extending it to control multiple agents. While this also offers a potential path for robust NAHT agents, designing teammate policies for training will be kept as future work.

Evaluating Agents’ Cooperative Capabilities. Beyond training agents to collaborate with teammates having unknown policies, researchers have developed environments and metrics to assess cooperative abilities. The Melting Pot suite (Leibo et al., 2021; Agapiou et al., 2022) mostly evaluates controlled agents’ ability to maximize utilitarian welfare against unknown agents. However, this evaluation suite focuses on mixed-motive games where agents may have conflicting goals. This contrasts with our work’s scope of fully cooperative settings, where all agents share the same reward function. MacAlpine & Stone (2017) also explored alternative metrics to measure agents’ cooperative capabilities while disentangling the effects of their overall skills in drop-in RoboSoccer.

Agent Modeling. Agent modeling (Albrecht & Stone, 2018) helps us characterize other agents based on their actions. Such characterizations could attempt to infer important attributes of another agent’s decision making process such as their goals (Hanna et al., 2021) or policies (Papoudakis et al., 2021a). POAM and most existing AHT techniques rely on agent modeling to provide important teammate information for decision-making when collaborating with unknown teammates.

Cooperative MARL. Cooperative Multi-Agent Reinforcement Learning (MARL) explores algorithms for training agent teams on fully cooperative tasks. Some existing methods focus on credit assignment and decentralized control (Foerster et al., 2018; Rashid et al., 2018). Other works in cooperative MARL also leverage parameter sharing and role assignment (e.g., Christianos et al. (2021); Yang et al. (2022)) to decide an optimal division of labor between agents. However, these techniques assume control over all existing agents during training and evaluation. This limits these techniques’ effectiveness in settings with new teammates (NAHT problem) as shown in prior work (Vezhnevets et al., 2020; Hu et al., 2020; Rahman et al., 2021).

8 Conclusion

This paper proposes and formulates the problem of N -agent ad-hoc teamwork (NAHT), a generalization of both AHT and MARL. It further proposes a multi-agent reinforcement learning algorithm to train NAHT agents called POAM, and develops a procedure to train and evaluate NAHT agents. POAM is a policy gradient approach that uses an encoder-decoder architecture to perform teammate modeling, and leverages data from uncontrolled agents for policy optimization. Empirical validation

on StarCraft II tasks shows that POAM consistently improves over baseline NAHT approaches, in terms of sample efficiency, asymptotic return, and generalization to out-of-distribution teammates.

While this work explores teammate modeling for NAHT, other algorithmic ideas from AHT provide a rich set of future directions. These include generating teammates for the NAHT setting, alternative teammate modeling schemes, and considering communication protocols for NAHT agents. Limitations of POAM also suggest directions for future work. For instance, POAM is an independent MARL method (albeit with parameter sharing)—how might one leverage knowledge from the global state to generate improved NAHT policies? Further, POAM’s actor update is purely on-policy, and therefore cannot leverage data generated by uncontrolled agents. Future work may consider off-policy learning methods as a solution strategy.

Acknowledgments

This work has taken place in the Learning Agents Research Group (LARG) at UT Austin. LARG research is supported in part by NSF (FAIN-2019844, NRT-2125858), ONR (N00014-18-2243), ARO (E2061621), Bosch, Lockheed Martin, and UT Austin’s Good Systems grand challenge. Peter Stone serves as the Executive Director of Sony AI America and receives financial compensation for this work. The terms of this arrangement have been reviewed and approved by the University of Texas at Austin in accordance with its policy on objectivity in research.

References

- John P Agapiou, Alexander Sasha Vezhnevets, Edgar A Duéñez-Guzmán, Jayd Matyas, Yiran Mao, Peter Sunehag, Raphael Köster, Udari Madhushani, Kavya Kopparapu, Ramona Comanescu, et al. Melting pot 2.0. *arXiv preprint arXiv:2211.13746*, 2022.
- Stefano V Albrecht and Peter Stone. Autonomous agents modelling other agents: A comprehensive survey and open problems. *Artificial Intelligence*, 258:66–95, 2018.
- Stefano V. Albrecht, Filippos Christianos, and Lukas Schäfer. *Multi-Agent Reinforcement Learning: Foundations and Modern Approaches*. MIT Press, 2024. URL <https://www.marl-book.com>.
- Bowen Baker, Ingmar Kanitscheider, Todor Markov, Yi Wu, Glenn Powell, Bob McGrew, and Igor Mordatch. Emergent Tool Use From Multi-Agent Autocurricula. In *International Conference on Learning Representations*, September 2019. URL <https://openreview.net/forum?id=SkxpxJBkWS>.
- Samuel Barrett and Peter Stone. An analysis framework for ad hoc teamwork tasks. In *Proceedings of the 11th International Conference on Autonomous Agents and Multiagent Systems-Volume 1*, pp. 357–364, 2012.
- Daniel S. Bernstein, Robert Givan, Neil Immerman, and Shlomo Zilberstein. The Complexity of Decentralized Control of Markov Decision Processes. *Mathematics of Operations Research*, 27(4):819–840, November 2002. ISSN 0364-765X. doi: 10.1287/moor.27.4.819.297. URL <https://pubsonline.informs.org/doi/10.1287/moor.27.4.819.297>.
- Filippos Christianos, Georgios Papoudakis, Muhammad A Rahman, and Stefano V Albrecht. Scaling multi-agent reinforcement learning with selective parameter sharing. In *International Conference on Machine Learning*, pp. 1989–1998. PMLR, 2021.
- Caroline Claus and Craig Boutilier. The dynamics of reinforcement learning in cooperative multiagent systems. In *Proceedings of the fifteenth national/tenth conference on Artificial intelligence/Innovative applications of artificial intelligence*, AAAI ’98/IAAI ’98, pp. 746–752, USA, July 1998. American Association for Artificial Intelligence. ISBN 978-0-262-51098-1.

-
- Jakob Foerster, Gregory Farquhar, Triantafyllos Afouras, Nantas Nardelli, and Shimon Whiteson. Counterfactual multi-agent policy gradients. In *Proceedings of the AAAI conference on artificial intelligence*, volume 32, 2018.
- Josiah P Hanna, Arrasy Rahman, Elliot Fosong, Francisco Eiras, Mihai Dobre, John Redford, Subramanian Ramamoorthy, and Stefano V Albrecht. Interpretable goal recognition in the presence of occluded factors for autonomous vehicles. In *2021 IEEE/RSJ International Conference on Intelligent Robots and Systems (IROS)*, pp. 7044–7051. IEEE, 2021.
- Pablo Hernandez-Leal, Bilal Kartal, and Matthew E. Taylor. A Survey and Critique of Multiagent Deep Reinforcement Learning. *Autonomous Agents and Multi-Agent Systems*, 33(6):750–797, November 2019. ISSN 1387-2532, 1573-7454. doi: 10.1007/s10458-019-09421-1. URL <http://arxiv.org/abs/1810.05587>. arXiv:1810.05587 [cs].
- Hengyuan Hu, Adam Lerer, Alex Peysakhovich, and Jakob Foerster. “other-play” for zero-shot coordination. In *International Conference on Machine Learning*, pp. 4399–4410. PMLR, 2020.
- Joel Z Leibo, Edgar A Dueñez-Guzman, Alexander Vezhnevets, John P Agapiou, Peter Sunehag, Raphael Koster, Jayd Matyas, Charlie Beattie, Igor Mordatch, and Thore Graepel. Scalable evaluation of multi-agent reinforcement learning with melting pot. In *International conference on machine learning*, pp. 6187–6199. PMLR, 2021.
- Fanqi Lin, Shiyu Huang, Tim Pearce, Wenze Chen, and Wei-Wei Tu. TiZero: Mastering Multi-Agent Football with Curriculum Learning and Self-Play. In *Proceedings of the 2023 International Conference on Autonomous Agents and Multiagent Systems*, AAMAS ’23, pp. 67–76, Richland, SC, May 2023. International Foundation for Autonomous Agents and Multiagent Systems. ISBN 978-1-4503-9432-1.
- Michael L Littman. Markov games as a framework for multi-agent reinforcement learning. In *Machine learning proceedings 1994*, pp. 157–163. Elsevier, 1994.
- Andrei Lupu, Brandon Cui, Hengyuan Hu, and Jakob Foerster. Trajectory diversity for zero-shot coordination. In *International conference on machine learning*, pp. 7204–7213. PMLR, 2021.
- Patrick MacAlpine and Peter Stone. Evaluating ad hoc teamwork performance in drop-in player challenges. In Gita Sukthankar and Juan A. Rodriguez-Aguilar (eds.), *Autonomous Agents and Multiagent Systems, AAMAS 2017 Workshops, Best Papers*, pp. 168–186. Springer International Publishing, 2017. URL <http://nn.cs.utexas.edu/?LNAI17-MacAlpine>.
- Reuth Mirsky, Ignacio Carlucho, Arrasy Rahman, Elliot Fosong, William Macke, Mohan Sridharan, Peter Stone, and Stefano V Albrecht. A survey of ad hoc teamwork research. In *European Conference on Multi-Agent Systems*, pp. 275–293. Springer, 2022.
- Frans A. Oliehoek and Christopher Amato. *A Concise Introduction to Decentralized POMDPs*. Springer Publishing Company, Incorporated, 1st edition, 2016. ISBN 3319289276.
- Georgios Papoudakis, Filippos Christianos, and Stefano V. Albrecht. Agent modelling under partial observability for deep reinforcement learning. In *Advances in Neural Information Processing Systems*, 2021a.
- Georgios Papoudakis, Filippos Christianos, Lukas Schäfer, and Stefano V. Albrecht. Benchmarking Multi-Agent Deep Reinforcement Learning Algorithms in Cooperative Tasks. In *Advances in Neural Information Processing Systems*, volume 34, 2021b.
- Arrasy Rahman, Niklas Höpner, Filippos Christianos, and Stefano V. Albrecht. Towards Open Ad Hoc Teamwork Using Graph-based Policy Learning. In *Proceedings of the 38 th International Conference on Machine Learning*, volume 139. PMLR, June 2021.

-
- Tabish Rashid, Mikayel Samvelyan, Christian Schroeder, Gregory Farquhar, Jakob Foerster, and Shimon Whiteson. QMIX: Monotonic value function factorisation for deep multi-agent reinforcement learning. In *Proceedings of the 35th International Conference on Machine Learning*, volume 80 of *Proceedings of Machine Learning Research*. PMLR, 2018.
- Mikayel Samvelyan, Tabish Rashid, Christian Schroeder de Witt, Gregory Farquhar, Nantas Nardelli, Tim G. J. Rudner, Chia-Man Hung, Philip H. S. Torr, Jakob Foerster, and Shimon Whiteson. The StarCraft Multi-Agent Challenge. *CoRR*, abs/1902.04043, 2019.
- John Schulman, Philipp Moritz, Sergey Levine, Michael I. Jordan, and P. Abbeel. High-dimensional continuous control using generalized advantage estimation. *CoRR*, abs/1506.02438, 2015. URL <https://api.semanticscholar.org/CorpusID:3075448>.
- John Schulman, Filip Wolski, Prafulla Dhariwal, Alec Radford, and Oleg Klimov. Proximal policy optimization algorithms. *ArXiv*, abs/1707.06347, 2017. URL <https://api.semanticscholar.org/CorpusID:28695052>.
- Kyunghwan Son, Daewoo Kim, Wan Ju Kang, David Earl Hostallero, and Yung Yi. QTRAN: Learning to Factorize with Transformation for Cooperative Multi-Agent Reinforcement Learning. In *Proceedings of the 36th International Conference on Machine Learning*, pp. 5887–5896. PMLR, May 2019. URL <https://proceedings.mlr.press/v97/son19a.html>.
- Peter Stone, Gal Kaminka, Sarit Kraus, and Jeffrey Rosenschein. Ad Hoc Autonomous Agent Teams: Collaboration without Pre-Coordination. In *Proceedings of the AAAI Conference on Artificial Intelligence*, volume 24, pp. 1504–1509, July 2010. doi: 10.1609/aaai.v24i1.7529. URL <https://ojs.aaai.org/index.php/AAAI/article/view/7529>.
- D. J. Strouse, Kevin R. McKee, Matt Botvinick, Edward Hughes, and Richard Everett. Collaborating with Humans without Human Data. January 2022. URL <http://arxiv.org/abs/2110.08176>. arXiv:2110.08176 [cs].
- Peter Sunehag, Guy Lever, Audrunas Gruslys, Wojciech Marian Czarnecki, Vinicius Zambaldi, Max Jaderberg, Marc Lanctot, Nicolas Sonnerat, Joel Z. Leibo, Karl Tuyls, and Thore Graepel. Value-decomposition networks for cooperative multi-agent learning based on team reward. In *Proceedings of the 17th International Conference on Autonomous Agents and Multi Agent Systems*, AAMAS ’18, 2018.
- Ming Tan. Multi-agent reinforcement learning: Independent versus cooperative agents. In *International Conference on Machine Learning*, 1997. URL <https://api.semanticscholar.org/CorpusID:267858156>.
- Alexander Vezhnevets, Yuhuai Wu, Maria Eckstein, Rémi Leblond, and Joel Z Leibo. Options as responses: Grounding behavioural hierarchies in multi-agent reinforcement learning. In *International Conference on Machine Learning*, pp. 9733–9742. PMLR, 2020.
- Mingyu Yang, Jian Zhao, Xunhan Hu, Wengang Zhou, Jiangcheng Zhu, and Houqiang Li. Ldsa: Learning dynamic subtask assignment in cooperative multi-agent reinforcement learning. *Advances in Neural Information Processing Systems*, 35:1698–1710, 2022.
- Chao Yu, Akash Velu, Eugene Vinitzky, Yu Wang, Alexandre Bayen, and Yi Wu. The surprising effectiveness of mappo in cooperative multi-agent games. In *Proceedings of the Neural Information Processing Systems Track on Datasets and Benchmarks*, 2022.
- Luisa Zintgraf, Sam Devlin, Kamil Ciosek, Shimon Whiteson, and Katja Hofmann. Deep interactive bayesian reinforcement learning via meta-learning. *arXiv preprint arXiv:2101.03864*, 2021.

A Appendix

A.1 Experiment Details

A.1.1 SMAC Tasks

The SMAC tasks considered in this paper are described in more detail below:

- **5v6**: stands for 5m vs 6m, five allied Marines versus six enemy Marines.
- **8v9**: stands for 8m vs 9m, eight allied Marines versus nine enemy Marines.
- **10v11**: stands for 10m vs 11m, ten allied Marines versus eleven enemy Marines.
- **3s5z**: stands for 3s vs 5z, three allied Stalkers versus five enemy Zealots.

A.1.2 Evaluation Details

The experiments in the main paper consider a particular team sampling procedure called X_{train} , which uniformly samples N and uniformly samples agents from the sets U and C . While the learning curves reported in the main paper are computed directly with X_{train} , we use an iterative and deterministic evaluation procedure for the results presented in Section 6.4 and in the Appendix. The purpose of the additional evaluation procedure presented here is to ensure that we thoroughly evaluate the trained NAHT agents for all possible values of N and all possible teammates.

Given a set of uncontrolled agents U and a set of agents C generated by some NAHT method, we compute the following $M - N$ *cross-play scores*. Let N be the number of agents sampled from C , such that $N < M$. For $N \in \{1, \dots, M - 1\}$, construct the joint policy $\pi^{(N)}$ by selecting N agents uniformly from C and $M - N$ agents from U . Evaluate the resultant team on the task for E episodes. This results in $M - 1$ episode returns, on which we may compute summary statistics. If agents in U and C are generated by algorithm A and B , respectively, then we call the thus computed average return, the $M - N$ *cross-play score*.

More concretely: each algorithm (VDN, QMIX, QMIX-NS, IQL, IQL-NS) is run k times with different seeds, to generate k teams of teammates to act as uncontrolled agents. For each pair of algorithms, we sample a subset of the possible seed *pairs*, and evaluate the teams that result from merging said seed pairs. Note that each seed actually represents a team of agents. For example, if VDN and QMIX have seeds 1, 2, and 3, the cross-play evaluation might consider the seed pairings (VDN 1, QMIX 2), (VDN 2, QMIX 3), (VDN 3, QMIX 1). Given a pair of seeds (e.g. (VDN 1), (QMIX 2)), the $M - N$ cross-play score is computed as the average return generated by sweeping $N \in \{1, \dots, M - 1\}$ and evaluating the merged team that consists of selecting N agents from the first team, and $M - N$ agents for E episodes. In our experiments, $E = 128$, and $k = 3$.

Means and standard errors are computed over all seed pairings considered, as we treat each $M - N$ evaluation as an independent trial. For most experiments, three seed pairs are considered, where seeds are paired to ensure that all seeds participate in at least one evaluation. This ensures that the computational cost of the evaluation remains linear in k , rather than quadratic. However, note that for the OOD experiments presented in Section 6.4, we consider all possible seed pairings for the most comprehensive evaluation.

Self-play scores. For algorithm pairs that *are* the same, seeds are paired with themselves. For example, the seed pairs for VDN versus VDN would be (1, 1), (2, 2), (3, 3). The reason for this is that we are interested in the performance of agents when paired with known teammates. This is the *model* self-play score, in contrast to the *algorithm* self-play score (Albrecht et al., 2024).

A.1.3 Algorithm Implementation

The experiments in this paper use algorithm implementations from the ePyMARL codebase (Papoudakis et al., 2021b). The value-based methods are used without modification (i.e. IQL, VDN, QMIX), but we implement our own version of policy gradient methods (IPPO, MAPPO), based on the implementation of (Yu et al., 2022).

All methods employ recurrent actors and critics, with full parameter sharing, i.e. all agents are controlled by the same policy, where the agent id is input to the policy/critic networks, to allow behavioral differentiation between agents. For policy gradient methods, the policy architecture is two fully connected layers, followed by an RNN (GRU) layer, followed by an output layer. Each layer has 64 neurons with ReLU activation units, and employs layer normalization. The critic architecture is the same as the policy architecture. The value-based networks employ the same architecture, except that there is only a single fully connected layer before the RNN layers, and layer normalization is not used (following the ePyMARL implementation). Please consult the code base for full implementation details.

Hyperparameters. For the value-based methods, default hyperparameters are used. We tune the hyperparameters of the policy gradient methods on the 5v6 task, and apply those parameters directly to the remaining SMAC tasks. The hyperparameters considered for policy gradient algorithms are given in Table 1. POAM adopts the same hyperparameters as IPPO where applicable. We also tuned additional hyperparameters specific to POAM (see Table 2).

Algorithm	Buffer size	Epochs	Minibatches	Entropy	Clip	Clip value loss
IPPO	128, 256 , 512	1, 4 , 10	1, 3	0.01, 0.03, 0.05	0.01, 0.05, 0.1	no , yes
MAPPO	64, 128, 256	4, 10	1 , 3	0.01, 0.03 , 0.05, 0.07	0.05 , 0.1, 0.2	no, yes

Table 1: Hyperparameters evaluated for the policy gradient algorithms. Selected values are bolded

Algorithm	ED epochs	ED Minibatches	ED LR
POAM	1 , 5, 10	1 , 2	0.0005 , 0.005

Table 2: Additional hyperparameters evaluated for POAM; note that ED stands for encoder-decoder. Selected values are bolded.

A.2 Supplemental Results

A.2.1 On coordination conventions in StarCraft II

The experimental procedure detailed in Section 6.1 generates diverse teammates in SMAC by using MARL algorithms to train multiple teams of agents. Two underlying assumptions of the procedure are that (1) teams trained by the same algorithm learn non-compatible coordination conventions, and (2) teams trained by different algorithms are not compatible. Both points are experimentally verified in this section.

Self-play with MARL algorithms. For the SMAC tasks under consideration, teams trained using the same MARL algorithm, but different seeds, can converge to distinct coordination conventions. Figure 8 demonstrates this by depicting the return of teams trained together (matched seeds) versus those of teams that were not trained together (mismatched seeds), across all naive MARL

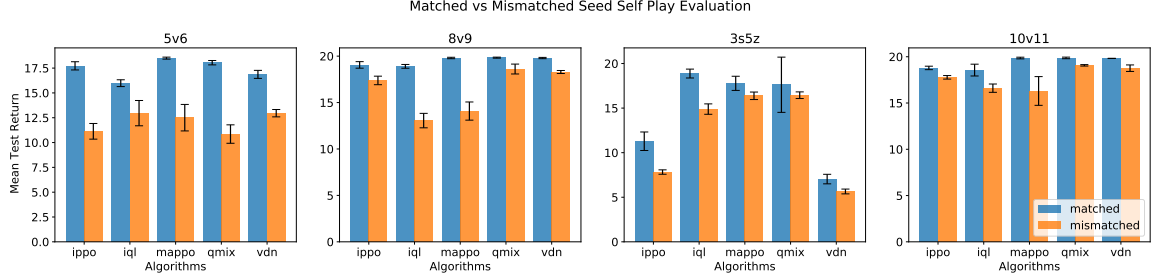


Figure 8: Agent teams that were trained together using the same algorithm (**matched** seeds) have higher returns than teams that were not trained together but were trained with the same algorithm (**mismatched** seeds).

algorithms (IPPO, IQL, MAPPO, QMIX, VDN) and tasks considered. Overall, the returns of the teams that were trained together are higher than those not trained together.

The general phenomenon has been previously observed and exploited by prior works in ad hoc teamwork (Strouse et al., 2022). This paper takes advantage of this to generate a set of diverse teammates for the StarCraft II experiments. We select tasks where the effect is significant, to ensure that there are distinct coordination behaviors for POAM to model. Tasks that were considered but subsequently ruled out for this reason include **3m vs 3m**, **8m vs 8m**, and **6h vs 8z**.

Cross-play with MARL algorithms Tables 9, 10, 11, and 12 display the full cross-play results for all MARL algorithms on all tasks. Note that the tables are reflected across the diagonal axis for viewing ease. The values on the off-diagonal (i.e., where the two algorithms are not the same) are the cross-play score, while the values shown on the diagonal are self-play scores, computed as described in App. A.1.2. The cross-play and self-play scores displayed are means and *standard errors*. The rightmost column reflects the row average and *standard deviation* of the cross-play (xp) scores corresponding to the test set of VDN, QMIX, IQL, IPPO, and MAPPO, excluding the self-play score. Thus, the rightmost column reflects how well on average the row algorithm can generalize to unfamiliar teams.

Overall, we find that MARL algorithms perform significantly better in self-play than cross-play. We note that there are a few exceptions (e.g., IPPO vs QMIX on **8m**), and that the cross-play and self-play scores are much closer on **10v11**, but overall the trend is consistent across tasks.

	vdn	qmix	iql	ippo	mappo	poam-aht	mean xp score (+/-std)
vdn	16.869 +/- (0.404)	12.740 +/- (1.144)	12.510 +/- (0.930)	9.285 +/- (0.398)	8.996 +/- (0.432)	11.975 +/- (0.434)	10.883 +/- (2.017)
qmix	12.740 +/- (1.144)	18.046 +/- (0.221)	10.629 +/- (0.656)	10.170 +/- (0.915)	11.284 +/- (0.627)	11.956 +/- (0.422)	11.206 +/- (1.120)
iql	12.510 +/- (0.930)	10.629 +/- (0.656)	15.981 +/- (0.343)	8.732 +/- (0.370)	8.774 +/- (0.375)	10.906 +/- (0.410)	10.161 +/- (1.798)
ippo	9.285 +/- (0.398)	10.170 +/- (0.915)	8.732 +/- (0.370)	17.728 +/- (0.414)	11.943 +/- (0.902)	11.732 +/- (1.105)	10.032 +/- (1.404)
mappo	8.996 +/- (0.432)	11.284 +/- (0.627)	8.774 +/- (0.375)	11.943 +/- (0.902)	18.505 +/- (0.100)	12.339 +/- (1.432)	10.249 +/- (1.601)
poam-aht	11.975 +/- (0.434)	11.956 +/- (0.422)	10.906 +/- (0.410)	11.732 +/- (1.105)	12.339 +/- (1.432)	10.658 +/- (0.862)	11.782 +/- (0.536)

Figure 9: Cross-play table for the 5v6 task.

A.3 Cross-play performance as a function of the number of agents.

To provide more insight on how a non-NAHT team performance changes as the number of unseen agents increases, Figure 13 plots QMIX and IPPO’s test scores on **5v6** when paired with various methods, as a function of the number of unseen agents. Note that $k = 0$ corresponds to teams entirely composed of the evaluated agents, while $k = 5$ corresponds to teams entirely composed of the unseen teammates, and are actually *self-play* scores, whereas the other points are cross-play scores. These points appear on the plot to contextualize the performance of the mixed teams.

	vdn	qmix	iq1	ippo	mappo	poam-aht	mean xp score (+/-std)
vdn	19.795 +/- (0.069)	18.488 +/- (0.039)	16.109 +/- (1.092)	16.726 +/- (0.464)	14.294 +/- (0.743)	14.678 +/- (0.790)	16.404 +/- (1.731)
qmix	18.488 +/- (0.039)	19.837 +/- (0.055)	16.103 +/- (1.101)	17.614 +/- (0.082)	15.109 +/- (0.316)	15.165 +/- (0.264)	16.829 +/- (1.511)
iq1	16.109 +/- (1.092)	16.103 +/- (1.101)	18.900 +/- (0.203)	14.673 +/- (0.428)	11.805 +/- (0.667)	13.667 +/- (0.460)	14.672 +/- (2.028)
ippo	16.726 +/- (0.464)	17.614 +/- (0.082)	14.673 +/- (0.428)	19.055 +/- (0.353)	16.124 +/- (1.294)	15.276 +/- (0.288)	16.284 +/- (1.236)
mappo	14.294 +/- (0.743)	15.109 +/- (0.316)	11.805 +/- (0.667)	16.124 +/- (1.294)	19.800 +/- (0.077)	14.571 +/- (1.212)	14.333 +/- (1.844)
poam-aht	14.678 +/- (0.790)	15.165 +/- (0.264)	13.667 +/- (0.460)	15.276 +/- (0.288)	14.571 +/- (1.212)	12.651 +/- (0.929)	14.671 +/- (0.638)

Figure 10: Cross-play table for the 8m task.

	vdn	qmix	iq1	ippo	mappo	poam-aht	mean xp score (+/-std)
vdn	7.039 +/- (0.535)	12.333 +/- (2.671)	11.484 +/- (1.209)	6.408 +/- (0.447)	8.321 +/- (0.364)	19.532 +/- (0.372)	9.637 +/- (2.759)
qmix	12.333 +/- (2.671)	17.619 +/- (3.098)	15.359 +/- (2.060)	11.939 +/- (2.451)	13.262 +/- (2.235)	19.809 +/- (0.794)	13.223 +/- (1.528)
iq1	11.484 +/- (1.209)	15.359 +/- (2.060)	18.876 +/- (0.498)	12.619 +/- (0.690)	10.803 +/- (0.315)	17.641 +/- (0.285)	12.566 +/- (2.007)
ippo	6.408 +/- (0.447)	11.939 +/- (2.451)	12.619 +/- (0.690)	11.283 +/- (1.038)	11.555 +/- (1.291)	20.021 +/- (0.348)	10.630 +/- (2.849)
mappo	8.321 +/- (0.364)	13.262 +/- (2.235)	10.803 +/- (0.315)	11.555 +/- (1.291)	17.778 +/- (0.795)	20.895 +/- (0.500)	10.985 +/- (2.053)
poam-aht	19.532 +/- (0.372)	19.809 +/- (0.794)	17.641 +/- (0.285)	20.021 +/- (0.348)	20.895 +/- (0.500)	20.884 +/- (0.102)	19.580 +/- (1.197)

Figure 11: Cross-play table for the 3s5z task.

QMIX and IPPO have similar returns in self-play, but comparing the two figures, we observe a difference in the rate at which the cross-play returns decline. In particular, QMIX’s performance declines most around $k = 3$ across a variety of methods, while IPPO’s performance is minimized at $k = 2$.

A.4 Further Discussion of the Motivating Example

This section considers an extension of the motivating example discussed in Section 4; namely, whether considering longer agent modeling windows is sufficient to allow the ad hoc agents to solve the $s = 1$ game without coordination.

Consider a modification of the ad hoc agents’ policies such that instead of picking the best response to teammate actions in the last step, they consider the last t actions of each teammate, and pick the best response with respect to the expected actions. In this extended scenario, assume there are $M - 1$ (uncontrolled) agents which always pick 0. Assume that the $M - 1$ always-zero agents play without the ad hoc agent for t steps. Then, the ad hoc agent a_h is introduced into the game in the $t + 1$ -th step. In this scenario, a_h will learn that all the other agents always pick zero, and will pick the optimal action 1 accordingly.

Now consider the setting where there are $M - 2$ always-zero agents playing without the ad hoc agent for t steps, and two ad hoc agents a_h^1 and a_h^2 are introduced into the game at the $t + 1$ -th step. Following the same modeling policy, the two ad hoc agents a_h^1 and a_h^2 will once again both learn that their teammates follow an always-zero policy, and therefore learn to pick the 1 action — a suboptimal decision, as $s = 2$.

In this setting, even if a_h^1 and a_h^2 modeled teammate behavior on a sliding window of length t rather than every t steps in batch form, they will not converge to optimal behavior. To see why, consider the actions of a_h^1 and a_h^2 in an arbitrary window of size w . Since they begin in unison, are deterministic, and consider the same window size, their actions will be identical for all the t steps of this window. For the first t steps, lacking history, both agents will pick action 1, as we have shown above. After k steps, they will both switch to 0, as we have also shown. Now, however, if they are both modeling agent action distributions using a rolling window of the same size t , after $t/2 + 1$ additional steps, they will reach a point in which both agents have chosen 0 more than 50% of the time in the last t timesteps.

	vdn	qmix	iq1	ippo	mappo	poam-aht	mean xp score (+/-std)
vdn	19.822 +/- (0.012)	19.184 +/- (0.271)	18.452 +/- (0.124)	18.408 +/- (0.136)	16.717 +/- (1.333)	16.016 +/- (0.212)	18.190 +/- (1.045)
qmix	19.184 +/- (0.271)	19.873 +/- (0.085)	17.898 +/- (0.396)	17.966 +/- (0.307)	17.884 +/- (1.046)	16.285 +/- (0.112)	18.233 +/- (0.635)
iq1	18.452 +/- (0.124)	17.898 +/- (0.396)	18.559 +/- (0.638)	17.268 +/- (0.606)	15.914 +/- (1.651)	15.213 +/- (0.034)	17.383 +/- (1.092)
ippo	18.408 +/- (0.136)	17.966 +/- (0.307)	17.268 +/- (0.606)	18.791 +/- (0.187)	16.859 +/- (1.171)	16.160 +/- (0.279)	17.625 +/- (0.694)
mappo	16.717 +/- (1.333)	17.884 +/- (1.046)	15.914 +/- (1.651)	16.859 +/- (1.171)	19.861 +/- (0.089)	15.440 +/- (0.764)	16.844 +/- (0.809)
poam-aht	16.016 +/- (0.212)	16.285 +/- (0.112)	15.213 +/- (0.034)	16.160 +/- (0.279)	15.440 +/- (0.764)	11.907 +/- (0.291)	15.823 +/- (0.470)

Figure 12: Cross-play table for the 10v11 task.

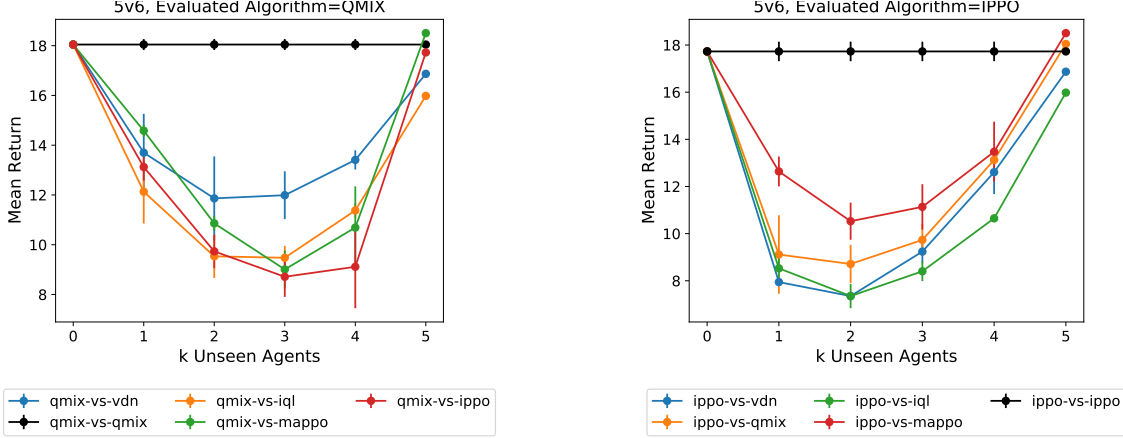


Figure 13: Mean and std. error of QMIX (left) and IPPO (right) test returns on 5v6, in the presence of uncontrolled agents generated by various MARL learning algorithms, as the number of unseen agents increases from $k = 0$ to a maximum of $k = 5$. The unseen agents are generated by the second method in the legend name.

At that point, *both* agents will once again simultaneously switch their actions to 1 to maximize the likelihood of winning the game. As a result S would once again flip from 0 to 2. Using a longer window for modeling action does not mitigate the problem of inadequately modeling other ad hoc agents, which leads to an inability to cooperate.

A.5 Computing Infrastructure

All value-based algorithms (e.g. QMIX, VDN, IQL) were run without parallelized training, while policy gradient algorithms were run with parallelized training. The servers used in our experiments ran Ubuntu 18.04 with the following configurations:

- Intel Xeon CPU E5-2630 v4; Nvidia Titan V GPU.
- Intel Xeon CPU E5-2698 v4; Nvidia Tesla V100-SXM2 GPU.
- Intel Xeon Gold 6342 CPU; Nvidia A40 GPU.
- Intel Xeon Gold 6342 CPU; Nvidia A100 Gpu.