

Sparse Simulation of VQE Circuits for Quantum Chemistry

Damian S. Steiger
Amazon Quantum Solutions Lab
Zurich, Switzerland
dsteig@amazon.ch

Scott N. Genin
OTI Lumionics Inc.
Mississauga, Canada
scott.genin@otilumionics.com

Thomas Häner
Amazon Quantum Solutions Lab
Zurich, Switzerland
thaener@amazon.ch

Helmut G. Katzgraber
Amazon Quantum Solutions Lab
Seattle, USA
katzgrab@amazon.com

Abstract—The Variational Quantum Eigensolver (VQE) is a promising algorithm for future Noisy Intermediate-Scale Quantum (NISQ) devices to simulate chemical systems. In this paper, we consider the classical simulation of the iterative Qubit Coupled Cluster (iQCC) ansatz. To this end, we implement a multi-threaded sparse wave function simulator and simulate iQCC circuits with up to 80 qubits and 980 entanglers to compare our results to experimental values and previous approximate simulations. In contrast to previous iQCC simulations, e.g., for computing the emission spectra of a phosphorescent emitting material, our approach features a variational guarantee, such that the resulting energies are true upper bounds on the exact energies. Additionally, our method is two orders of magnitude more memory-efficient, because it does not store the transformed Hamiltonians. Our theoretical analysis also enables the construction of ansätze with a limited number of nonzero amplitudes, for which our simulator can obtain exact results. This will allow one to generate complex benchmarking instances for future NISQ quantum computers and simulators.

Index Terms—Quantum chemistry, quantum computing, quantum simulation

I. INTRODUCTION

The Variational Quantum Eigensolver (VQE) [19] is an algorithm that can be run on Noisy Intermediate-Scale Quantum (NISQ) [21] devices in order to solve problems in quantum chemistry and material science. The most promising problem sizes for VQE are between 50 and 100 spin orbitals (qubits). For smaller problems, there exist classical methods that are exact. For systems larger than that, the number of terms in the Hamiltonian and, as such, the number of required measurements becomes impractically large [15]. At such scales, quantum phase estimation (QPE) becomes the method of choice, and a *fault-tolerant* quantum computer is needed. While there do not exist any *exact* classical methods that enable routine calculations in the range of 50-100 spin orbitals, approximate methods do exist. Arguably the most prominent being coupled cluster (CC) methods [22]. Unfortunately, this method features uncontrollable approximation errors. In contrast, VQE is variational and is guaranteed to return an upper bound on the true energy.

In this work, we consider scalable simulation of the VQE algorithm on classical computers to bridge the gap until quantum devices with the required specifications exist.

Exact simulations using a full-state vector approach would require storing 2^n complex amplitudes, which is only feasible up to approximately 45 qubits [8]. However, we observe that the quantum circuits implementing VQE are often expressed using exponentials of Pauli matrices, as is the case in, e.g., the qubit coupled cluster (QCC) [27] or the iterative qubit coupled cluster (iQCC) ansatz [26]. These operators are (at most) two-sparse and hence we opt for a sparse wave function representation [10] in this work.

We consider systems up to 80 qubits and 1100 entanglers, and we carry out an analysis of the maximum number of nonzero elements that may occur in the wave function. We use the ansatz generated by iQCC [7] and we find that, while we cannot store all nonzero amplitudes, a large fraction of amplitudes are negligibly small. We thus repeat our simulations with different cutoff parameters until the results converge. Moreover, we show that our results are comparable to iQCC energies and experimental values where available.

Compared to iQCC, our sparse simulation of VQE has two main advantages. First, it requires significantly less memory and, second, despite the approximation error due to the amplitude cutoff, our method produces a true upper bound on the ground-state energy as the Hamiltonian remains unchanged.

We note that our work does not include building the ansatz, i.e., evaluating the gradients of various possible operators using the parameter shift rule, and we did not optimize the parameters in the ansatz using our sparse simulator. Instead, we rely on the results from iQCC. While this would be possible using our simulator, we leave the implementation to future work.

A. Related work

Jaques and Häner [10] introduced a sparse wave function simulator and applied it to chemistry problems with up to 8 spin-orbitals, simulating the entire quantum phase estimation

algorithm using a Trotter- and qubitization-based implementation.

Mullinax et al. [17] used a sparse simulator for VQE using the Unitary Coupled Cluster (UCC) ansatz. They demonstrated simulation capabilities up to 64 qubits, although they noted that this code limitation could easily be removed. They observed that the energy decreased as the number of nonzero elements stored by their simulator was increased up to 10^5 entries. The paper does not contain performance data of their simulator.

Morita et al. [16] used a distributed full-state vector simulator to simulate VQE circuits up to 32 qubits. This approach does not scale to sizes of 50-100 qubits, which are the most interesting problem sizes for future applications involving VQE.

II. METHODS

In this section, we give a brief introduction to VQE before explaining the advantages and details of our sparse simulation method. Then, we derive an upper bound on the number of nonzero elements for a given VQE ansatz. We discuss the necessary quantum resources to run these circuits on future quantum devices and, finally, we present an overview of how iterative Qubit Coupled Cluster (iQCC) is evaluated on classical computers.

A. Variational Quantum Eigensolver

The Variational Quantum Eigensolver (VQE) algorithm aims to find the ground-state energy E_0 of a system described by a Hamiltonian H . A parameterized wave function $|\Psi(\theta)\rangle$ is constructed as follows:

$$|\Psi(\theta)\rangle := V_m(\theta) |\Phi_0\rangle = U_m(\theta_m) \dots U_1(\theta_1) |\Phi_0\rangle, \quad (1)$$

where $|\Phi_0\rangle$ is the initial Hartree-Fock state, i.e., a computational basis state with the lowest-energy orbitals filled with electrons, to which one applies a sequence of parameterized unitaries U_k in order to prepare the so-called ansatz wave function or trial state $|\Psi(\theta)\rangle$.

The variational principle states that the energy of this trial state is greater than or equal to the unknown ground state energy E_0 :

$$E_0 \leq E_m(\theta) = \langle \Psi(\theta) | H | \Psi(\theta) \rangle. \quad (2)$$

Finding an approximation to the ground-state energy can be achieved by finding the parameters θ_k that minimize the energy $E_m(\theta)$ of the trial state using a classical optimization procedure. Note that there is no efficient optimization algorithm for this problem.

A useful feature of VQE is that the energy produced is an upper bound on the true ground-state energy. This stands in contrast to other classical approximation methods such as Coupled Cluster, where approximation errors are not guaranteed to obey the variational principle.

We consider the case where the unitaries U_k are of the form

$$U_k = e^{i\theta_k P_k}, \text{ with } P_k \in \Pi_n := \{\mathbb{1}, X, Y, Z\}^{\otimes n}, \theta_k \in \mathbb{R}, \quad (3)$$

where n is the number of qubits and P_k are multi-qubit Pauli operators constructed from single-qubit Pauli operators, given by

$$\begin{aligned} \mathbb{1} &:= \begin{pmatrix} 1 & 0 \\ 0 & 1 \end{pmatrix}, & X &:= \begin{pmatrix} 0 & 1 \\ 1 & 0 \end{pmatrix}, \\ Y &:= \begin{pmatrix} 0 & -i \\ i & 0 \end{pmatrix}, & Z &:= \begin{pmatrix} 1 & 0 \\ 0 & -1 \end{pmatrix}. \end{aligned}$$

This ansatz is called Qubit Coupled Cluster (QCC) in the literature. A similar form is obtained using the Unitary Coupled Cluster (UCC) ansatz after a Trotter-Suzuki expansion [34, 33]. We note that this ansatz is fully general, because any unitary can be written as a product of Pauli exponentials.

B. Sparse simulation of quantum circuits

An n -qubit wave function $|\Psi\rangle$ can be represented as a vector of 2^n complex amplitudes α_i

$$|\Psi\rangle = \sum_{i=0}^{2^n-1} \alpha_i |i\rangle, \quad (4)$$

where $|i\rangle$ is computational basis state, i.e., $i \in \{0, 1\}^n$ when viewed as a binary string that represents the integer i . Full state-vector simulators store this vector of amplitudes in its entirety. This means that, for example, as in Ref. [8], 0.5 petabytes of RAM are needed to simulate 45 qubits.

Here, we make use of the state sparsity by only storing nonzero amplitudes as unordered key-value pairs (α_i, i) in a hash map, as done in Ref. [10].

The ansatz that we consider in this work consists of a sequence of Pauli exponentials, which are defined through a Pauli $P \in \Pi_n$ and a real parameter $\theta \in \mathbb{R}$. Note that Pauli exponentials can be rewritten as

$$e^{i\theta P} = \mathbb{1} \cos \theta + iP \sin \theta. \quad (5)$$

Since P is a Kronecker product of single-qubit Pauli gates $\Pi_1 = \{\mathbb{1}, X, Y, Z\}$, which only have one nonzero entry per row/column, P is one-sparse. As a result, $e^{i\theta P}$ is at most two-sparse [10]. Indeed, it is one-sparse only if all Kronecker factors of P are in $\{\mathbb{1}, Z\}$.

While Pauli exponentials could be decomposed into one- and two-qubit gates, see Fig. 1, doing so would increase the number of nonzero elements in the hashmap during intermediate stages of the simulation. Moreover, this would increase the number of gates to simulate. Our simulator thus simulates the action of Pauli exponentials at a higher level of abstraction, which is also referred to as *emulation* [9].

Our simulator removes small amplitudes α_i if $\alpha_i^\dagger \alpha_i = |\alpha_i|^2$ is smaller than a predefined cutoff parameter. A renormalization step after each gate ensures that the wave function remains normalized.

At the end of the simulation, one measures the energy of the system described by the Hamiltonian H . The Hamiltonian is given as a linear combination of Pauli operators, i.e.,

$$H = \sum_i h_i P_i, \text{ with } P_i \in \Pi_n, h_i \in \mathbb{R} \quad (6)$$

This form of a Hamiltonian for a molecular system can be obtained by transforming the second quantized fermionic Hamiltonian, for example, using the Jordan-Wigner [12, 18, 31] or Bravyi-Kitaev transformation [3]. To measure the energy (2), the simulator measures each term individually, i.e.,

$$E_m(\boldsymbol{\theta}) = \langle \Psi(\boldsymbol{\theta}) | H | \Psi(\boldsymbol{\theta}) \rangle = \sum_i h_i \underbrace{\langle \Psi(\boldsymbol{\theta}) | P_i | \Psi(\boldsymbol{\theta}) \rangle}_{=: \langle P_i \rangle_{|\Psi\rangle}}. \quad (7)$$

Note that

$$\langle P_i \rangle_{|\Psi\rangle} = -\langle \Psi | \frac{1}{2}(\mathbb{1} - P_i) | \Psi \rangle + \langle \Psi | \frac{1}{2}(\mathbb{1} + P_i) | \Psi \rangle \quad (8)$$

and

$$\frac{1}{2}(\mathbb{1} \pm P_i) \frac{1}{2}(\mathbb{1} \pm P_i) = \frac{1}{2}(\mathbb{1} \pm P_i), \quad (9)$$

which means that $\frac{1}{2}(\mathbb{1} \pm P_i)$ is a projector (specifically, the projector onto the ± 1 -eigenspace of P_i). Therefore, we may write the probability of observing a ± 1 outcome when measuring the i -th Pauli as $p(m_i = \pm 1) = \|\frac{1}{2}(\mathbb{1} \pm P_i) | \Psi \rangle\|^2$ and the corresponding expectation value as

$$\langle P_i \rangle_{|\Psi\rangle} = p(m_i = +1) - p(m_i = -1). \quad (10)$$

Because $(\mathbb{1} - P_i)(\mathbb{1} + P_i) = 0$ and there are only two possible measurement outcomes, we have that $p(m_i = +1) + p(m_i = -1) = 1$, allowing us to compute $\langle P_i \rangle_{|\Psi\rangle}$ via

$$\langle P_i \rangle_{|\Psi\rangle} = 2 \cdot p(m_i = +1) - 1. \quad (11)$$

C. Analyzing sparsity

We now derive an upper bound on the number of nonzero elements in any trial wave function (1) prepared by Pauli exponentials with Pauli operators P_1, \dots, P_m as in (3).

The initial state is the Hartree-Fock state, which is a computational basis state denoted by $|x\rangle$. Applying a Pauli exponential to this computational basis state yields two summands [10] (see (5)),

$$\cos \theta \cdot |x\rangle + i \sin \theta \cdot P_i |x\rangle. \quad (12)$$

The second summand involves applying a Pauli $P_i \in \Pi_n$ to a computational basis state $|x\rangle$. For a given $P_i \in \Pi_n$, we denote the corresponding XY-type mask as $P_i|_{XY}$, where $P_i|_{XY}$ is a bit-vector with a 1 at position i if and only if the i -th Kronecker factor of P_i is a Pauli X or Y . Using this notation, we have

$$P_i |x\rangle = c |x \oplus P_i|_{XY}\rangle, \quad c \in \mathbb{C}. \quad (13)$$

The X - and Y -factors in P_i flip the corresponding bit of x . Let us consider the final amplitude $\alpha_y \in \mathbb{C}$ corresponding to a computational basis state $|y\rangle$ after applying a sequence of m Pauli exponentials (1) to a computational basis state $|x\rangle$ (e.g., the Hartree-Fock state):

$$\alpha_y = \langle y | e^{i\theta_m P_m} \dots e^{i\theta_1 P_1} |x\rangle. \quad (14)$$

We introduce a binary decision variable for each of the m Pauli exponentials that specifies whether we consider the first (with the $\cos \theta$ prefactor) or the second (with the $i \sin \theta$ prefactor) summand in (12). We denote these decision variables as

p_1, \dots, p_m , where $p_i \in \{0, 1\}$ and $p_i = 1$ means that we consider the second term, i.e., $iP \sin \theta$ in (5). We can hence rewrite the equation above as

$$\alpha_y = \sum_{p_1, \dots, p_m \in \{0, 1\}^m} \langle y | (c_m \bar{p}_m + s_m p_m P_m) \dots (c_1 \bar{p}_1 + s_1 p_1 P_1) |x\rangle, \quad (15)$$

where $c_k := \cos \theta_k$, $s_k := i \sin \theta_k$ and $\bar{p} = 1 - p$ for $p \in \{0, 1\}$. From (13), it is apparent that the terms in the sum above can be nonzero only if

$$x \oplus y = \bigoplus_{i=1}^m p_i P_i|_{XY}. \quad (16)$$

From this expression, it follows that one may derive an upper bound on the number of nonzero elements in the trial wave function based on the rank of the matrix $P|_{XY}$, whose columns are given by the $P_i|_{XY}$ vectors. Specifically, there are at most $2^{\text{rank}(P|_{XY})}$ nonzero elements in $|\Psi(\boldsymbol{\theta})\rangle$. We note that this upper bound is tight for some choices of parameters θ_i .

As a side note, if one is interested in calculating only an individual amplitude α_y , then it is not necessary to compute all 2^m terms in the sum (15). Instead, it is sufficient to sum over all solutions $\mathbf{p} = (p_1, \dots, p_m) \in \{0, 1\}^m$ of the linear system of equations (16).

D. Quantum Resources

Exponentials of multi-qubit Pauli operators, $U(\theta) = \exp(i\theta P)$, can be implemented on a quantum computer using the decomposition shown in Fig. 1, where one applies a single-qubit basis change for each X and Y factor in P using

$$H := \frac{1}{\sqrt{2}} \begin{pmatrix} 1 & 1 \\ 1 & -1 \end{pmatrix} \quad (17)$$

$$R_x(\theta) := e^{-i\theta X/2} = \begin{pmatrix} \cos \frac{\theta}{2} & -i \sin \frac{\theta}{2} \\ -i \sin \frac{\theta}{2} & \cos \frac{\theta}{2} \end{pmatrix},$$

followed by a parity calculation using CNOTs, the rotation by θ , and a subsequent uncomputation of the parity and the initial basis change [36].

A future NISQ device would measure each Pauli P_i individually as in (7). In practice, there are multiple methods to reduce the number of measurements of the set of Pauli operators P_i . The original VQE algorithm running on a NISQ quantum computer creates a set of single qubit operators that diagonalize each P_i individually into the Pauli Z basis. Expectation values may then be computed via repeated measurements. The question—for a set of P_i s—is: Is there a Clifford circuit that diagonalizes the set, thus reducing the number of measurements? Multiple methods ranging from simply grouping commuting sets [11, 35, 37] to using the fermionic algebra of the original Hamiltonian [5] have been proposed, aiming to reduce the number of measurements.

The required quantum resources for all systems can be found in subsection IV-D.

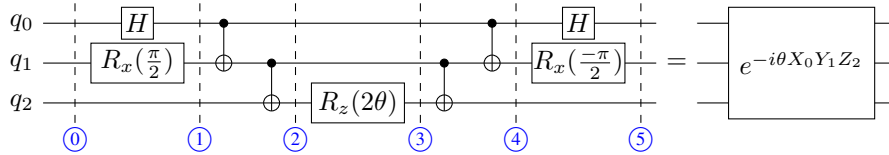


Fig. 1. Decomposition of multi-qubit Pauli exponential into a quantum circuits using only single-qubit and two-qubit CNOT gates [36]. Gates between ① → ② are a basis changes on each qubit to transform X and Y to Pauli Z , gates between ② → ④ implement $\exp(-i\theta Z_1 Z_2 Z_3)$, gates between ④ → ⑤ undo the basis change.

E. iQCC Method

The iterative Qubit Coupled Cluster (iQCC) method [26] builds a trial wave function as in (1) using a sequence of Qubit Coupled Cluster (QCC) entanglers of the form

$$U_k(\beta_k) := \exp(-i\beta_k P_k/2) \quad \text{with } \beta_k \in \mathbb{R}. \quad (18)$$

Note that these differ from $U_k(\theta)$ in (3) in the definition of the parameter, i.e., $\theta_k = -\beta_k/2$. The full trial wave function is then given by

$$|\Psi(\theta)\rangle = V_m(\beta) |\Phi_0\rangle = U_m(\beta_m) \dots U_1(\beta_1) |\Phi_0\rangle \quad (19)$$

This is called the QCC ansatz, or iQCC ansatz if it is built iteratively [27, 26]. Its individual entanglers, i.e., the Pauli exponentials $\exp(-i\beta_k P_k/2)$, are constructed from the molecular Hamiltonian such that the energy gradient with respect to the parameter β_k at $\beta_k = 0$ is large. The product from of this ansatz enables an exact implementation on a quantum computer as each QCC entangler can be implemented as shown in Fig. 1. In contrast, the also popular unitary coupled cluster (UCC) ansatz is constructed from a fixed set of fermionic excitation and annihilation operators independent of the specific molecule [23].

The iQCC ansatz could be evaluated on a future quantum computer. However, it can also be (approximately) evaluated using classical computers [7] already today. As done in previous studies, the iQCC procedure starts with P_1 and optimizes the value of β_1 to minimize the energy

$$\langle \Phi_0 | U_1(\beta_1)^\dagger H_0 U_1(\beta_1) | \Phi_0 \rangle, \quad (20)$$

where we labeled the original Hamiltonian H of the system as H_0 . After the optimization of the parameter β_1 , the Hamiltonian is transformed using the best value found for β_1 , which we denote by β_1^* , resulting in

$$\begin{aligned} H_1 &:= U_1(\beta_1^*)^\dagger H_0 U_1(\beta_1^*) \\ &= H_0 - i \frac{\sin(\beta_1^*)}{2} [H_0, P_1] \\ &\quad + \frac{1}{2} (1 - \cos(\beta_1^*)) (P_1 H_0 P_1 - H_0). \end{aligned} \quad (21)$$

Because this new Hamiltonian H_1 is a similarity-transformed version of H_0 , it has the same eigenvalues by construction. The iterative procedure continues by searching for a new unitary $U_2(\beta_2)$ that lowers the energy for H_1 and so forth.

A limiting factor is that the number of terms in this new Hamiltonian initially grows exponentially with the number

of iterations due to the transformation in Eq. (21), before plateauing eventually [7]. There are techniques to reduce the growth of the Hamiltonian, but these come with various tradeoffs and have not been tested on systems with more than 36 qubits [14].

For the purposes of this publication, the Direct Interaction Space (DIS) method for selecting QCC entanglers is used, because it has the most consistent energy minimization and is well studied in the literature [27, 26, 7].

It is important to note that numerical approximations introduced by transforming the Hamiltonian at each step might result in the final Hamiltonian not being isospectral to the original Hamiltonian H . As a result, the optimized parameters β_i^* evaluated on a quantum computer or using our sparse simulator may not produce a state with the exact same energy as the one returned by iQCC. However, because the sparse simulator measures the energy of the ansatz using the original Hamiltonian, our method returns a true upper bound on the exact energy of the system, i.e., it satisfies the variational principle.

III. EXPERIMENTAL SETUP

We run our sparse wave function simulator on an *r7i.metal-48xl* Amazon EC2 instance [1]. These instances have two sockets with Intel(R) Xeon(R) Platinum 8488C CPUs, each with 48 cores and two threads per core.

The sparse simulator is implemented in C++ using the hash map from Ref. [30]. The application of gates is implemented in a single-threaded fashion, while the energy measurement (11) is executed in parallel using OpenMP, because this is the most computationally expensive part of the simulation. For example, the single-threaded simulation time for our smaller system of the N_2 molecule is 86 seconds, whereas the single-threaded energy measurement takes 7070 seconds. We have included a strong scaling plot in Fig. 3.

We use a modified version of GAMESS to obtain the one- and two-electron integrals [2] using the frozen core approximation, where molecular orbitals outside of the complete active space (CAS) are not acted upon. The integrals are then transformed into qubit operators using a Jordan-Wigner transformation.

IV. RESULTS

To test and benchmark our sparse simulator, we consider two systems: diatomic nitrogen, N_2 , and a Iridium (III) phosphorescent emitting material, $\text{Ir}(\text{F}_2\text{ppy})_3$, see Fig. 2.

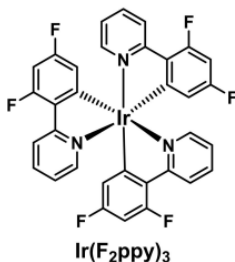


Fig. 2. Iridium (III) phosphorescent emitting material, $\text{Ir}(\text{F}_2\text{ppy})_3$, which we use as a benchmark. Image cropped from Ref. [7].

Diatomic nitrogen, N_2 , has one of the strongest bonds in chemistry [13] and is a well-known benchmark for computational quantum chemistry [4].

Phosphorescent emitting materials are used to build organic light emitting diode (OLED) screens for modern electronic devices. Phosphorescent emitting materials are important, because they can have a quantum efficiency of 100% since a photon can be emitted from the triplet state, compared to the quantum efficiency of fluorescent emitters that have a maximum of 25% efficiency. Phosphorescent materials are typically more difficult to synthesize, because they are organo-metallic complexes and thus improvements in simulation accuracy can reduce the cost to design new OLED materials. We chose, $\text{Ir}(\text{F}_2\text{ppy})_3$, because experimental data are available on the light emitting spectra. This allows us to validate our simulation results against experimental data by computing the energy difference between the involved singlet (S_0) and triplet state (T_1).

The input Hamiltonians and the outputs of the iQCC simulations (entanglers, energies, and optimized amplitudes) are available in Ref. [6].

We note that an exact single-point energy calculation—i.e., full configuration interaction (FCI)—is infeasible for this system. Note that, when comparing to exact energies, an energy difference of 1kcal/mol or 0.0016 Hartree is considered chemical accuracy [20].

A. Nitrogen Dimer Results

As a small test system, we chose diatomic nitrogen N_2 . We prepared the Hamiltonian of N_2 with a bond distance of $R = 1.09$ Angstroms and the cc-pvdz basis set. This resulted in a CAS(12,28), i.e., 12 electrons in 28 molecular orbitals, which corresponds to 56 qubits. The results for different cutoff parameters are shown in Table I. The values change by less than 0.2mHa over a cutoff range from 10^{-11} to 10^{-14} . For the smallest cutoff, there is a difference of 3.5mHa compared to the iQCC results. This difference is most likely due to numerical approximations in iQCC, which removes tiny Hamiltonian terms after each iQCC step. Specifically, in this case, iQCC removed terms with coefficients less than $5.0 \cdot 10^{-7}$. Consequently, the similarity-transformed Hamiltonian H_{69} and the starting Hamiltonian H_0 are not perfectly

isospectral. In contrast, our sparse simulator measures the original Hamiltonian H_0 .

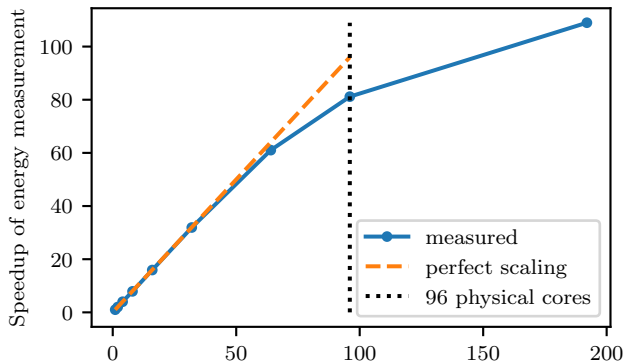


Fig. 3. Strong scaling behavior of the energy measurement for the smaller N_2 dimer. Amplitudes were removed if $|\alpha_i|^2 < 10^{-11}$. Going from 96 threads to 192 threads, i.e., using hyperthreading with 2 threads per core, improves performance by 26%.

B. Iridium complex Results

We chose $\text{Ir}(\text{F}_2\text{ppy})_3$ as a model example for a well-studied phosphorescent emitting material, for which both simulation data using iQCC [7] and well-documented experimental data [28] are available.

We used the T_1 - and S_0 -optimized geometries from Ref. [7] and the Hamiltonians were prepared using either the LANL2DZ-ECP or the SBKJC-ECP basis set on the Ir center and the 6-31G(d) basis set on all other atoms using a modified version of GAMESS [2]. This results in a CAS(40,40) for all $\text{Ir}(\text{F}_2\text{ppy})_3$ calculations, i.e., 40 electrons in 40 molecular orbitals, which corresponds to 80 qubits.

We used the LANL2DZ-ECP basis set on the Ir center and the T_1 -optimized geometry to calculate both the T_1 and S_0 states, as this is the most representative of the phosphorescent process and allows us to compare against experimental values of the T_1 - S_0 emission spectra. The results of the sparse simulator for different cutoff values are listed in Tables II and III and in Fig. 4.

We aim for our energy results to be converged to within less than 1mHa and the energy is given as a sum over 3.7 million terms of the Hamiltonian.

Starting at a cutoff of 10^{-9} , we observe a convergence in Fig. 4. The difference between the iQCC energies and ours are less than 0.5mHa for both S_0 and T_1 states, which is well within chemical accuracy. Note that iQCC simulations were performed using spin and number constraints [25]. Here, we report the iQCC energies without the penalty terms used for the constraints.

The calculated T_1 to S_0 transition for $\text{Ir}(\text{F}_2\text{ppy})_3$ after 49 iQCC iterations is 2.676eV using the iQCC evaluation method, 2.664eV using the sparse simulator with a cutoff of 10^{-13} , and 2.805eV using iQCC with Epstein-Nesbit perturbation theory corrections (iQCC+PT) introduced in [24]. Note that

#iQCC steps	cutoff	energy [Ha]	sim. time [s]	meas. time [s]	#elements
69	1e-11	-109.222999	87	65	1088320
69	1e-12	-109.222892	484	440	4022955
69	1e-13	-109.222834	2290	3135	17037969
69	1e-14	-109.222811	6204	10661	53607413

TABLE I

SPARSE SIMULATOR RESULTS FOR RUNNING N_2 WITH DIFFERENT AMPLITUDE CUTOFFS. AMPLITUDES α_i ARE KEPT IF $|\alpha_i|^2 \geq$ CUTOFF. WE USED THE OPTIMIZED PARAMETERS β^* FROM IQCC. EACH IQCC STEP CONTAINS 20 QCC ENTANGLERS OF THE FORM (18). IN COMPARISON THE ENERGY OBTAINED USING THE IQCC ALGORITHM ON A CLASSICAL COMPUTER RESULTED IN AN ENERGY OF -109.226315Ha .

iQCC+PT is a non-variational energy correction to the variational iQCC energy. All three results are within 0.1eV of the experimentally-reported result at 77K of 2.73eV [28].

Memory requirements. The transformed iQCC Hamiltonian after 49 iQCC steps has 3 030 709 562 terms for the S_0 state and 3 513 047 499 terms for the T_1 state. The Pauli operators, P_i , are stored using two 128-bit integers and a double for the coefficient h_i which results in 121GB of memory for the S_0 state and 141GB of memory for the T_1 state. We neglect the storage required of iQCC for transformed observables which are necessary for penalty terms.

In contrast, the sparse simulator needs to store the nonzero elements of the wave function in a hash map, in addition to the original Hamiltonian, which has 3 775 249 terms for the S_0 state and 3 774 557 terms for the T_1 state, i.e., 151MB for the Hamiltonian. The required memory for the hash map can be estimated using the following properties: a 128-bit integer is used for state labels in the hash map, a complex double for the corresponding amplitude, 1 byte overhead per hash map entry, and the hash map has a maximum load factor of 0.9375. Moreover, the hash map doubles in size each time this load factor is reached, starting at 10 entries [29]. Using the results from our simulation with a cutoff of 10^{-12} , this results in a hash map size of 1.38GB to store the sparse wave function for the S_0 or T_1 state. The memory savings compared to iQCC thus amount to approximately two orders of magnitude for this specific molecule.

We note that in our code pipeline we had additional memory overheads that are not accounted for here. For example, we processed the data in Python and called the C++ simulator from there, which results in a copy of some of the data.

To determine whether the simulation time or measurement time of the sparse simulator would be affected by the basis set, we also calculated the S_0 state in the S_0 geometry using the SBKJC-ECP basis set on the Ir centre, see Table IV. The results of the sparse simulator using a cutoff of 10^{-12} differ by 1.7mH from the iQCC results.

C. Sparsity analysis

We analyzed the upper bound of nonzero elements in the trial wave functions, see Fig. 7. In all cases for the complete set of entanglers, it would not be feasible to store all nonzero elements of the wave function. However, we empirically found that truncation can be used to make storing the wave function feasible without having to sacrifice too much accuracy, see Fig. 4. Of course, this does not completely rule out that

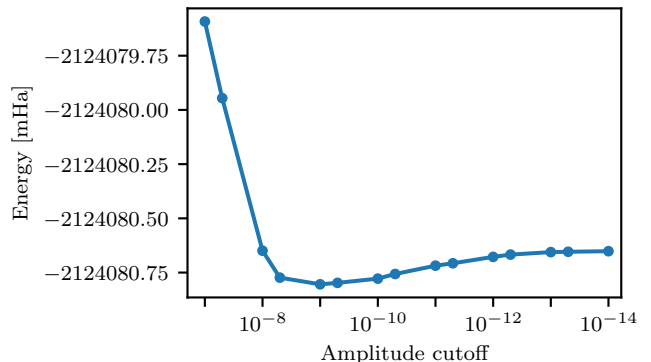


Fig. 4. Energy obtained using the sparse simulator for the S_0 state of $\text{Ir}(\text{F}_2\text{ppy})_3$ using the LANL2DZ-ECP basis set with different amplitude cutoffs. Raw data is in Table II.

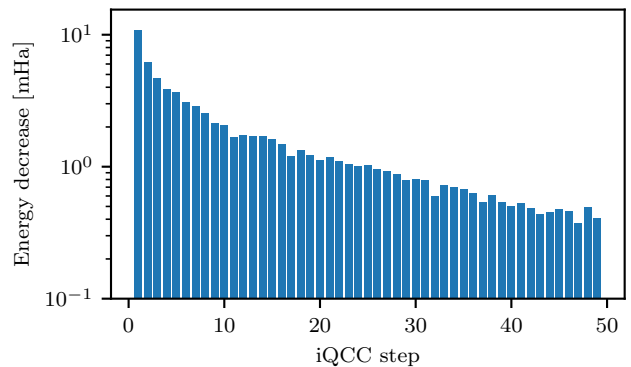


Fig. 5. Energy decrease of each of the 49 iQCC steps for the S_0 state of $\text{Ir}(\text{F}_2\text{ppy})_3$ using the LANL2DZ-ECP basis set. Total energy decrease of the 49 iQCC steps is 76.9mHa. Each iQCC step contains 20 QCC entanglers of the form (18). The simulator kept amplitudes if $|\alpha_i|^2 \geq 10^{-11}$. It can be seen that each set of QCC entanglers successfully lowers the overall energy.

there might be significant effects due to such truncation. Investigating this would be an interesting benchmark for future quantum computers.

D. Quantum resources

Unfortunately, current quantum computing hardware is unable to run the circuits used in this work. Nevertheless, we estimate the number of gates required to do so. We used ProjectQ [32] to compile the circuit and perform some basic

#iQCC steps	cutoff	energy [Ha]	sim. time [s]	meas. time [s]	#elements
49	1e-7	-2124.079592	0.3	8	4945
49	5e-8	-2124.079946	0.8	14	12950
49	1e-8	-2124.080649	5	90	97618
49	5e-9	-2124.080773	8	184	175359
49	1e-9	-2124.080804	11	401	354689
49	5e-10	-2124.080797	12	413	366254
49	1e-10	-2124.080778	16	494	448700
49	5e-11	-2124.080757	25	679	584372
49	1e-11	-2124.080718	144	3009	2152341
49	5e-12	-2124.080707	348	9554	4500406
49	1e-12	-2124.080678	1544	76787	20629402
49	5e-13	-2124.080667	2373	117958	34122288
49	1e-13	-2124.080656	3931	257395	71481681
49	5e-14	-2124.080654	4262	302612	82373739
49	1e-14	-2124.080652	7151	429161	112983846

TABLE II

SPARSE SIMULATOR RESULTS FOR RUNNING THE S_0 STATE OF $\text{Ir}(\text{F}_2\text{PPY})_3$ USING THE LANL2DZ-ECP BASIS SET WITH DIFFERENT AMPLITUDE CUTOFFS. AMPLITUDES α_i ARE KEPT IF $|\alpha_i|^2 \geq \text{CUTOFF}$. WE USED THE OPTIMIZED PARAMETERS β^* FROM IQCC. EACH IQCC STEP CONTAINS 20 QCC ENTANGLERS OF THE FORM (18). FOR COMPARISON, THE ENERGY OBTAINED USING THE IQCC ALGORITHM ON A CLASSICAL COMPUTER RESULTED IN AN ENERGY OF -2124.081161HA .

#iQCC steps	cutoff	energy [Ha]	sim. time [s]	meas. time [s]	#elements
49	1e-11	-2123.982813	216	4953	3255603
49	1e-12	-2123.982769	1601	86217	22094533
49	1e-13	-2123.982745	4515	301017	80003357

TABLE III

SPARSE SIMULATOR RESULTS FOR THE T_1 STATE OF $\text{Ir}(\text{F}_2\text{PPY})_3$ USING LANL2DZ-ECP BASIS SET WITH DIFFERENT AMPLITUDE CUTOFFS. AMPLITUDES α_i ARE KEPT IF $|\alpha_i|^2 \geq \text{CUTOFF}$. WE USED THE OPTIMIZED PARAMETERS β^* FROM IQCC. EACH IQCC STEP CONTAINS 20 QCC ENTANGLERS OF THE FORM (18). FOR COMPARISON, THE ENERGY OBTAINED USING THE IQCC ALGORITHM ON A CLASSICAL COMPUTER RESULTED IN AN ENERGY OF -2123.982805HA .

#iQCC steps	cutoff	energy [Ha]	sim. time [s]	meas. time [s]	#elements
55	1e-12	-2124.225246	1417	54654	16349362

TABLE IV

SPARSE SIMULATOR RESULTS FOR RUNNING THE S_0 STATE OF $\text{Ir}(\text{F}_2\text{PPY})_3$ USING THE SBKJC-ECP BASIS SET. AMPLITUDES α_i ARE KEPT IF $|\alpha_i|^2 \geq \text{CUTOFF}$. WE USED THE OPTIMIZED PARAMETERS β^* FROM IQCC. EACH IQCC STEP CONTAINS 20 QCC ENTANGLERS OF THE FORM (18). FOR COMPARISON, THE ENERGY OBTAINED USING THE IQCC ALGORITHM ON A CLASSICAL COMPUTER RESULTED IN AN ENERGY OF -2124.226942HA .

optimizations. The compiler assumes that qubits feature all-to-all connectivity (for CNOT gates), which for some quantum hardware would require a further mapping overhead. Our estimates can be found in Table V.

V. DISCUSSION

We have demonstrated that sparse wave function simulation can be used to simulate large VQE circuits generated by iQCC. The majority of the running time of our code is spent in the measurement phase, for which we thus decided to use multiple threads. As expected, our code showed excellent strong scaling behavior up to 192 threads. Compared to iQCC, we observed that sparse simulation required two orders of magnitude less memory for our benchmarks. Moreover, we found that our results for the phosphorescent Iridium complex were in good agreement with iQCC values, as well as experimental results.

Our sparse simulator has two additional advantages compared to iQCC, stemming from the fact that it measures the original Hamiltonian (as opposed to an approximate, similarity-transformed version) one term at a time. First,

this allows us to compare to measurements of future NISQ computers, which also measure the expectation value of each term separately. Second, by using the original Hamiltonian, we ensure that our results are an upper bound on the exact energy. We saw that the difference can be substantial without such a guarantee, e.g., for the test case of N_2 , where there is an energy difference of 3.5mHa between the energy reported by iQCC versus the energy reported from our simulator. This is most likely due to accumulating truncation errors in iQCC that lead to a final Hamiltonian that is no longer isospectral to the original Hamiltonian.

Our analysis of the maximum number of nonzero amplitudes in subsection II-C also provides a constructive approach to build VQE circuits that may be simulated effectively and/or even exactly using our approach. This is useful to produce test instances for NISQ devices with 50-100 qubits and up to thousands of entanglers of the form given in (3). As in iQCC, one can choose entanglers that have a large gradient at parameter value $\beta_i = 0$ with the additional constraint that these new entanglers have Pauli operators P_i such that

Molecule	#iQCC steps	#Qubits	#CNOT	#X	#H	# R_x	# R_z	#terms in H
Ir(F ₂ ppy) ₃ S ₀ state (LANL2DZ)	49	80	5420	40	776	732	976	3775249
Ir(F ₂ ppy) ₃ T ₁ state (LANL2DZ)	49	80	5436	40	728	672	980	3774557
Ir(F ₂ ppy) ₃ S ₀ state (SBKJC)	55	80	6344	40	818	756	1097	3676229
N ₂	69	56	8252	12	934	850	1379	190753

TABLE V

NUMBER OF QUANTUM RESOURCES TO IMPLEMENT THE IQCC CIRCUIT. EACH IQCC STEP CONTAINS 20 ENTANGLERS OF THE FORM (18).

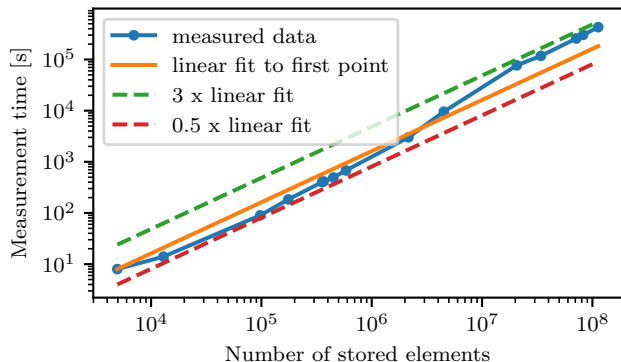


Fig. 6. Sparse simulator measurement times as a function of the number of nonzero elements in the hash map. We used the data from the S₀ state of the Ir(F₂ppy)₃ simulation using the LANL2DZ-ECP basis set and varied the simulator amplitude cutoff to obtain different numbers of amplitudes in the hash map. The raw data is listed in Table II. As expected, we observe a linear scaling.

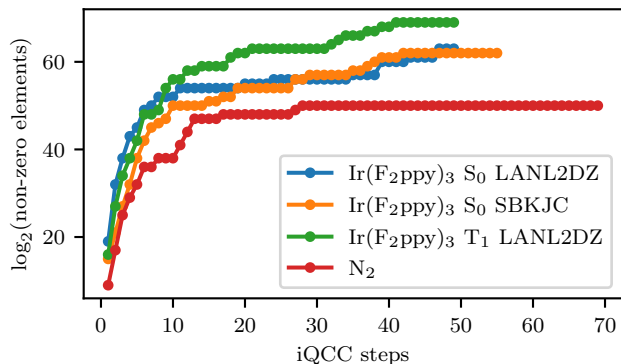


Fig. 7. For all systems we compute the upper bound of nonzero elements in the wave function by computing the rank of $P|_{XY}$ of the set of entanglers. Each iQCC step contains 20 entanglers of the form (18). The Ir(F₂ppy)₃ has 80 qubits, while the N₂ system has 56 qubits.

the rank of the $P|_{XY}$ matrix does not increase. This can be accomplished by only allowing new Pauli operators P_i which have an associated $P_i|_{XY}$ that is a linear combination of previous $P_{j<i}|_{XY}$ masks.

We also envision our sparse simulator to work in tandem with iQCC, where iQCC produces a suitable set of entanglers as a starting point for further parameter optimization using our sparse simulator.

ACKNOWLEDGMENT

We would like to thank Hibiki Ni-juu-ichi for stimulating this project.

REFERENCES

- [1] Amazon EC2 R7i instances. 2024. URL: <https://aws.amazon.com/ec2/instance-types/r7i/>.
- [2] Giuseppe M. J. Barca et al. “Recent developments in the general atomic and molecular electronic structure system”. en. In: *The Journal of Chemical Physics* 152.15 (Apr. 2020), p. 154102. ISSN: 0021-9606, 1089-7690. DOI: 10.1063/5.0005188. URL: <http://aip.scitation.org/doi/10.1063/5.0005188> (visited on 06/18/2020).
- [3] Sergey B. Bravyi and Alexei Yu. Kitaev. “Fermionic Quantum Computation”. In: *Annals of Physics* 298.1 (2002), pp. 210–226. DOI: 10.1006/aphy.2002.6254.
- [4] Garnet Kin-Lic Chan, Mihály Kállay, and Jürgen Gauss. “State-of-the-art density matrix renormalization group and coupled cluster theory studies of the nitrogen binding curve”. In: *The Journal of chemical physics* 121.13 (2004), pp. 6110–6116.
- [5] Seonghoon Choi, Ignacio Loaiza, and Artur F. Izmaylov. “Fluid fermionic fragments for optimizing quantum measurements of electronic Hamiltonians in the variational quantum eigensolver”. In: *Quantum* 7 (Jan. 2023), p. 889. ISSN: 2521-327X. DOI: 10.22331/q-2023-01-03-889. URL: <https://doi.org/10.22331/q-2023-01-03-889>.
- [6] Scott Genin and Michael Helander. *Hamiltonians and iQCC simulation outputs*. 2024. DOI: 10.5281/zenodo.10961201. URL: <https://github.com/otilumionics/iqcc-hamiltonians/tree/v0.3-20240411>.
- [7] Scott N. Genin et al. “Estimating Phosphorescent Emission Energies in IrIII Complexes Using Large-Scale Quantum Computing Simulations**”. In: *Angewandte Chemie International Edition* 61.19 (2022), e202116175. DOI: <https://doi.org/10.1002/anie.202116175>. eprint: <https://onlinelibrary.wiley.com/doi/pdf/10.1002/anie.202116175>. URL: <https://onlinelibrary.wiley.com/doi/abs/10.1002/anie.202116175>.
- [8] Thomas Häner and Damian S Steiger. “0.5 petabyte simulation of a 45-qubit quantum circuit”. In: *Proceedings of the International Conference for High Performance Computing, Networking, Storage and Analysis*. 2017, pp. 1–10.

- [9] Thomas Häner et al. “High performance emulation of quantum circuits”. In: *SC’16: Proceedings of the International Conference for High Performance Computing, Networking, Storage and Analysis*. IEEE. 2016, pp. 866–874.
- [10] Samuel Jaques and Thomas Häner. “Leveraging state sparsity for more efficient quantum simulations”. In: *ACM Transactions on Quantum Computing* 3.3 (2022), pp. 1–17. DOI: [10.1145/3491248](https://doi.org/10.1145/3491248).
- [11] Andrew Jena, Scott N. Genin, and Michele Mosca. “Optimization of variational-quantum-eigensolver measurement by partitioning Pauli operators using multiqubit Clifford gates on noisy intermediate-scale quantum hardware”. In: *Phys. Rev. A* 106 (4 2022), p. 042443. DOI: [10.1103/PhysRevA.106.042443](https://doi.org/10.1103/PhysRevA.106.042443). URL: <https://link.aps.org/doi/10.1103/PhysRevA.106.042443>.
- [12] P. Jordan and E. Wigner. “Über das Paulische Äquivalenzverbot”. In: *Zeitschrift für Physik* 47.9 (1928), pp. 631–651. DOI: [10.1007/BF01331938](https://doi.org/10.1007/BF01331938).
- [13] Robert Kalescky, Elfi Kraka, and Dieter Cremer. “Identification of the strongest bonds in chemistry”. In: *The Journal of Physical Chemistry A* 117.36 (2013), pp. 8981–8995.
- [14] Robert A. Lang, Aadithya Ganeshram, and Artur F. Izmaylov. “Growth Reduction of Similarity-Transformed Electronic Hamiltonians in Qubit Space”. In: *Journal of Chemical Theory and Computation* 19.19 (2023). PMID: 37715716, pp. 6656–6667. DOI: [10.1021/acs.jctc.3c00712](https://doi.org/10.1021/acs.jctc.3c00712). URL: <https://doi.org/10.1021/acs.jctc.3c00712>.
- [15] Hongbin Liu et al. “Prospects of quantum computing for molecular sciences”. In: *Materials Theory* 6.1 (2022), p. 11.
- [16] Mikio Morita et al. “Simulator Demonstration of Large Scale Variational Quantum Algorithm on HPC Cluster”. In: *arXiv preprint arXiv:2402.11878* (2024).
- [17] J. Wayne Mullinax and Norm M. Tubman. “Large-scale sparse wavefunction circuit simulator for applications with the variational quantum eigensolver”. In: *arXiv preprint arXiv:2301.05726* (2023). URL: <https://arxiv.org/pdf/2301.05726.pdf>.
- [18] G. Ortiz et al. “Quantum algorithms for fermionic simulations”. In: *Phys. Rev. A* 64 (2 2001), p. 022319. DOI: [10.1103/PhysRevA.64.022319](https://doi.org/10.1103/PhysRevA.64.022319).
- [19] Alberto Peruzzo et al. “A variational eigenvalue solver on a photonic quantum processor”. In: *Nature communications* 5.1 (2014), p. 4213.
- [20] John A Pople. “Nobel lecture: Quantum chemical models”. In: *Reviews of Modern Physics* 71.5 (1999), p. 1267.
- [21] John Preskill. “Quantum computing in the NISQ era and beyond”. In: *Quantum* 2 (2018), p. 79.
- [22] Krishnan Raghavachari et al. “A fifth-order perturbation comparison of electron correlation theories”. In: *Chemical Physics Letters* 157.6 (1989), pp. 479–483.
- [23] Jonathan Romero et al. “Strategies for quantum computing molecular energies using the unitary coupled cluster ansatz”. In: *Quantum Science and Technology* 4.1 (2018), p. 014008.
- [24] Ilya G Ryabinkin, Artur F Izmaylov, and Scott N Genin. “A posteriori corrections to the iterative qubit coupled cluster method to minimize the use of quantum resources in large-scale calculations”. In: *Quantum Science and Technology* 6.2 (Mar. 2021), p. 024012. DOI: [10.1088/2058-9565/abda8e](https://doi.org/10.1088/2058-9565/abda8e). URL: <https://dx.doi.org/10.1088/2058-9565/abda8e>.
- [25] Ilya G. Ryabinkin, Scott N. Genin, and Artur F. Izmaylov. “Constrained Variational Quantum Eigensolver: Quantum Computer Search Engine in the Fock Space”. In: *Journal of Chemical Theory and Computation* 15.1 (2019). PMID: 30512959, pp. 249–255. DOI: [10.1021/acs.jctc.8b00943](https://doi.org/10.1021/acs.jctc.8b00943). eprint: <https://doi.org/10.1021/acs.jctc.8b00943>. URL: <https://doi.org/10.1021/acs.jctc.8b00943>.
- [26] Ilya G. Ryabinkin et al. “Iterative Qubit Coupled Cluster Approach with Efficient Screening of Generators”. In: *Journal of Chemical Theory and Computation* 16.2 (2020). PMID: 31935085, pp. 1055–1063. DOI: [10.1021/acs.jctc.9b01084](https://doi.org/10.1021/acs.jctc.9b01084). eprint: <https://doi.org/10.1021/acs.jctc.9b01084>. URL: <https://doi.org/10.1021/acs.jctc.9b01084>.
- [27] Ilya G. Ryabinkin et al. “Qubit Coupled Cluster Method: A Systematic Approach to Quantum Chemistry on a Quantum Computer”. In: *Journal of Chemical Theory and Computation* 14.12 (2018). PMID: 30427679, pp. 6317–6326. DOI: [10.1021/acs.jctc.8b00932](https://doi.org/10.1021/acs.jctc.8b00932). eprint: <https://doi.org/10.1021/acs.jctc.8b00932>. URL: <https://doi.org/10.1021/acs.jctc.8b00932>.
- [28] Tissa Sajoto et al. “Temperature Dependence of Blue Phosphorescent Cyclometalated Ir(III) Complexes”. In: *Journal of the American Chemical Society* 131.28 (2009). PMID: 19537720, pp. 9813–9822. DOI: [10.1021/ja903317w](https://doi.org/10.1021/ja903317w). eprint: <https://doi.org/10.1021/ja903317w>. URL: <https://doi.org/10.1021/ja903317w>.
- [29] Malte Skarupke. *A new fast hash table in response to Google’s new fast hash table*. 2018. URL: <https://probablydance.com/2018/05/28/a-new-fast-hash-table-in-response-to-googles-new-fast-hash-table/>.
- [30] Malte Skarupke. “Flat hash map”. In: (2018). URL: https://github.com/skarupke/flat_hash_map/.
- [31] R. Somma et al. “Simulating physical phenomena by quantum networks”. In: *Physical Review A* 65 (4 2002), p. 042323. DOI: [10.1103/PhysRevA.65.042323](https://doi.org/10.1103/PhysRevA.65.042323).
- [32] Damian S Steiger, Thomas Häner, and Matthias Troyer. “ProjectQ: an open source software framework for quantum computing”. In: *Quantum* 2 (2018), p. 49.
- [33] Masuo Suzuki. “Generalized Trotter’s formula and systematic approximants of exponential operators and inner derivations with applications to many-body problems”. In: *Communications in Mathematical Physics* 51.2 (1976), pp. 183–190. DOI: [10.1007/BF01609348](https://doi.org/10.1007/BF01609348).

- [34] H. F. Trotter. “On the product of semi-groups of operators”. In: *Proceedings of the American Mathematical Society* 10.4 (1959), pp. 545–551. DOI: [10.2307/2033649](https://doi.org/10.2307/2033649).
- [35] Vladyslav Verteletskyi, Tzu-Ching Yen, and Artur F. Izmaylov. “Measurement optimization in the variational quantum eigensolver using a minimum clique cover”. In: *The Journal of Chemical Physics* 152.12 (Mar. 2020), p. 124114. ISSN: 0021-9606. DOI: [10.1063/1.5141458](https://doi.org/10.1063/1.5141458). eprint: https://pubs.aip.org/aip/jcp/article-pdf/doi/10.1063/1.5141458/15573883/124114_1_online.pdf. URL: <https://doi.org/10.1063/1.5141458>.
- [36] James D Whitfield, Jacob Biamonte, and Alán Aspuru-Guzik. “Simulation of electronic structure Hamiltonians using quantum computers”. In: *Molecular Physics* 109.5 (2011), pp. 735–750.
- [37] Tzu-Ching Yen, Vladyslav Verteletskyi, and Artur F. Izmaylov. “Measuring All Compatible Operators in One Series of Single-Qubit Measurements Using Unitary Transformations”. In: *Journal of Chemical Theory and Computation* 16.4 (2020). PMID: 32150412, pp. 2400–2409. DOI: [10.1021/acs.jctc.0c00008](https://doi.org/10.1021/acs.jctc.0c00008). eprint: <https://doi.org/10.1021/acs.jctc.0c00008>. URL: <https://doi.org/10.1021/acs.jctc.0c00008>.